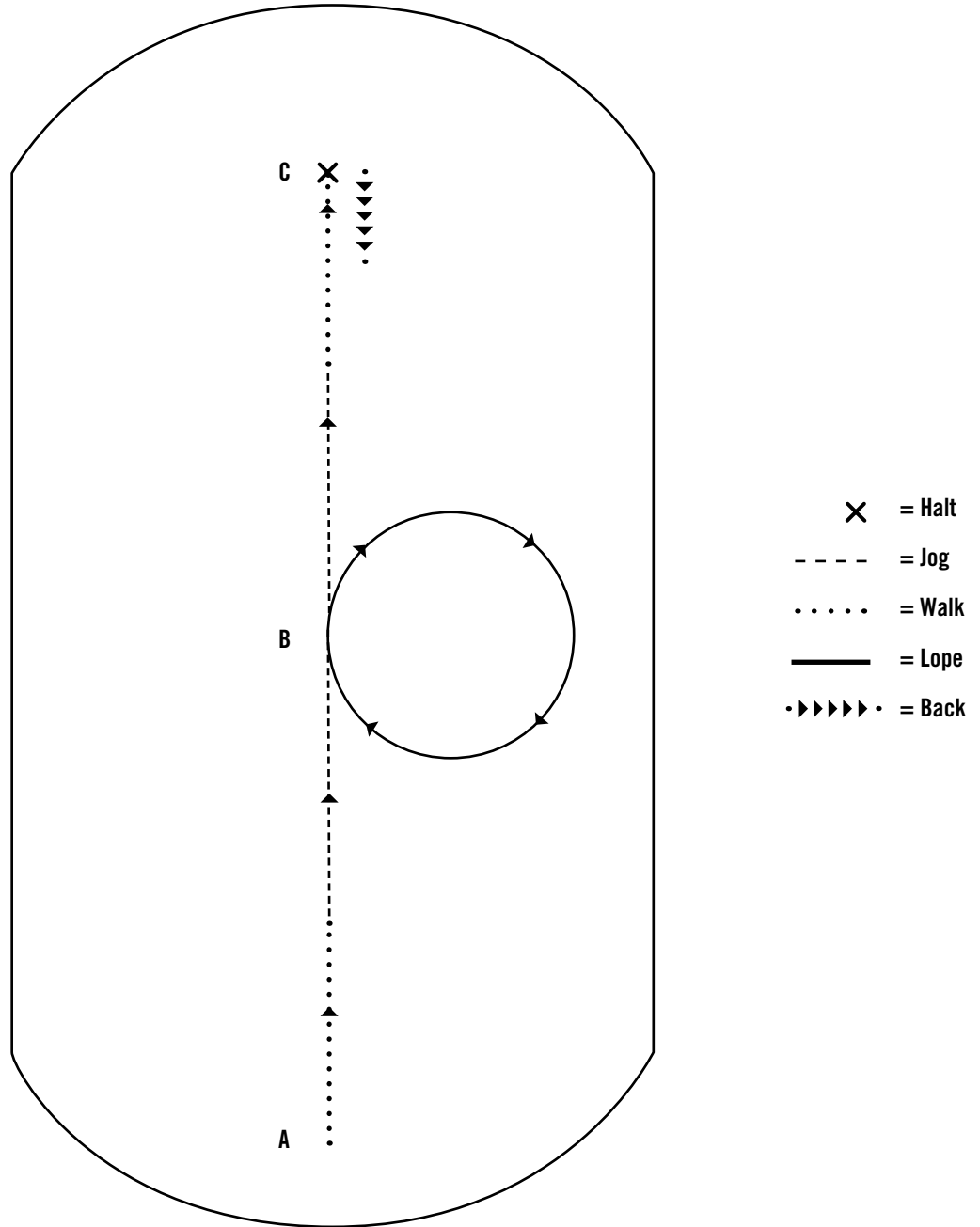


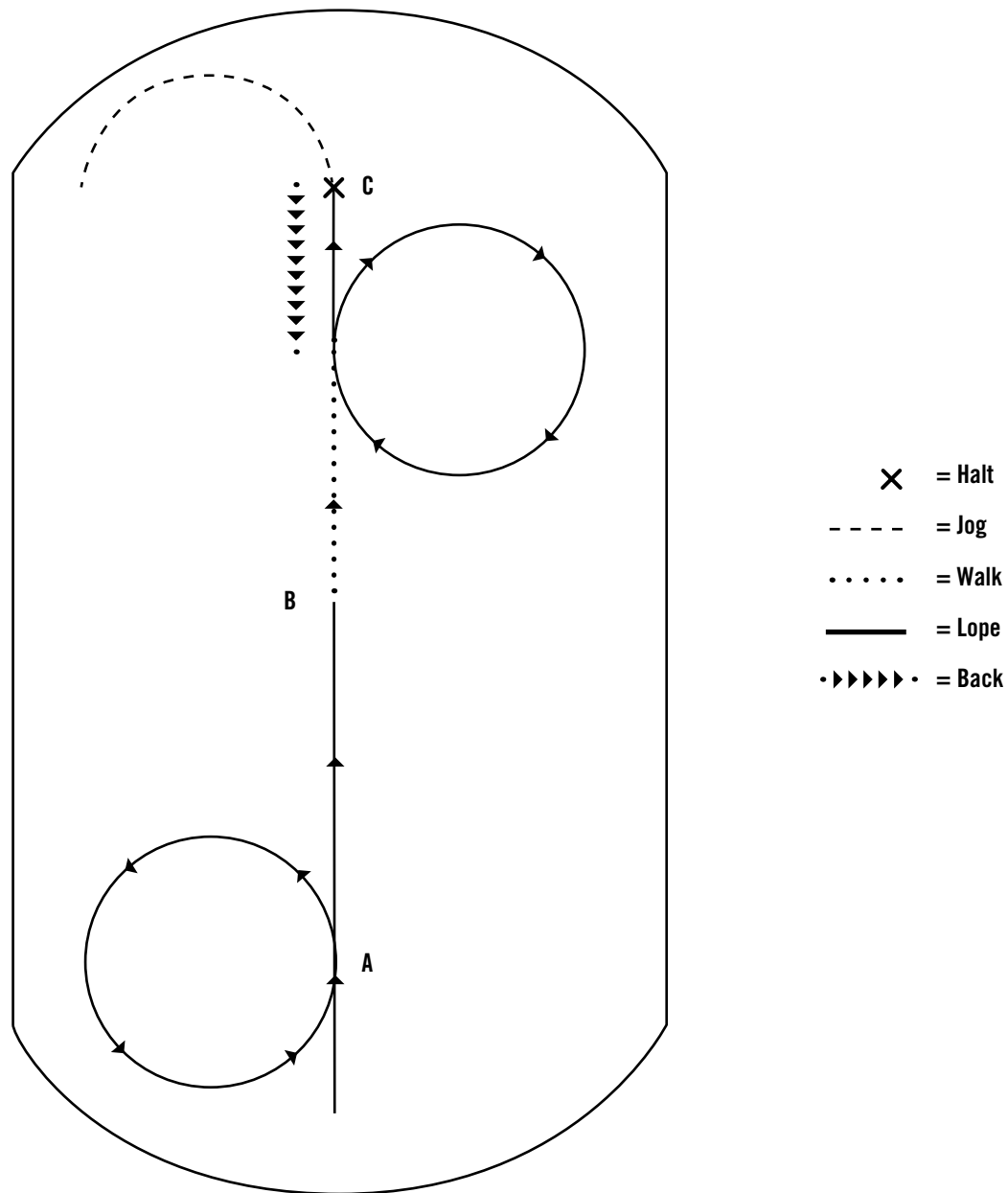
WESTERN HORSEMANSHIP MEDAL PATTERN #1



Riders may enter the ring collectively to hear the pattern instructions, then all should exit the ring to work the pattern independently

1. Start at marker A. Walk half way to marker B. Jog to marker B.
2. At marker B, lope a circle on the right lead.
3. At marker B, jog. Continue to jog halfway to marker C, then walk to marker C, halt.
4. Back 5 steps.
5. Upon completion, follow the direction of the ringmaster or judge.

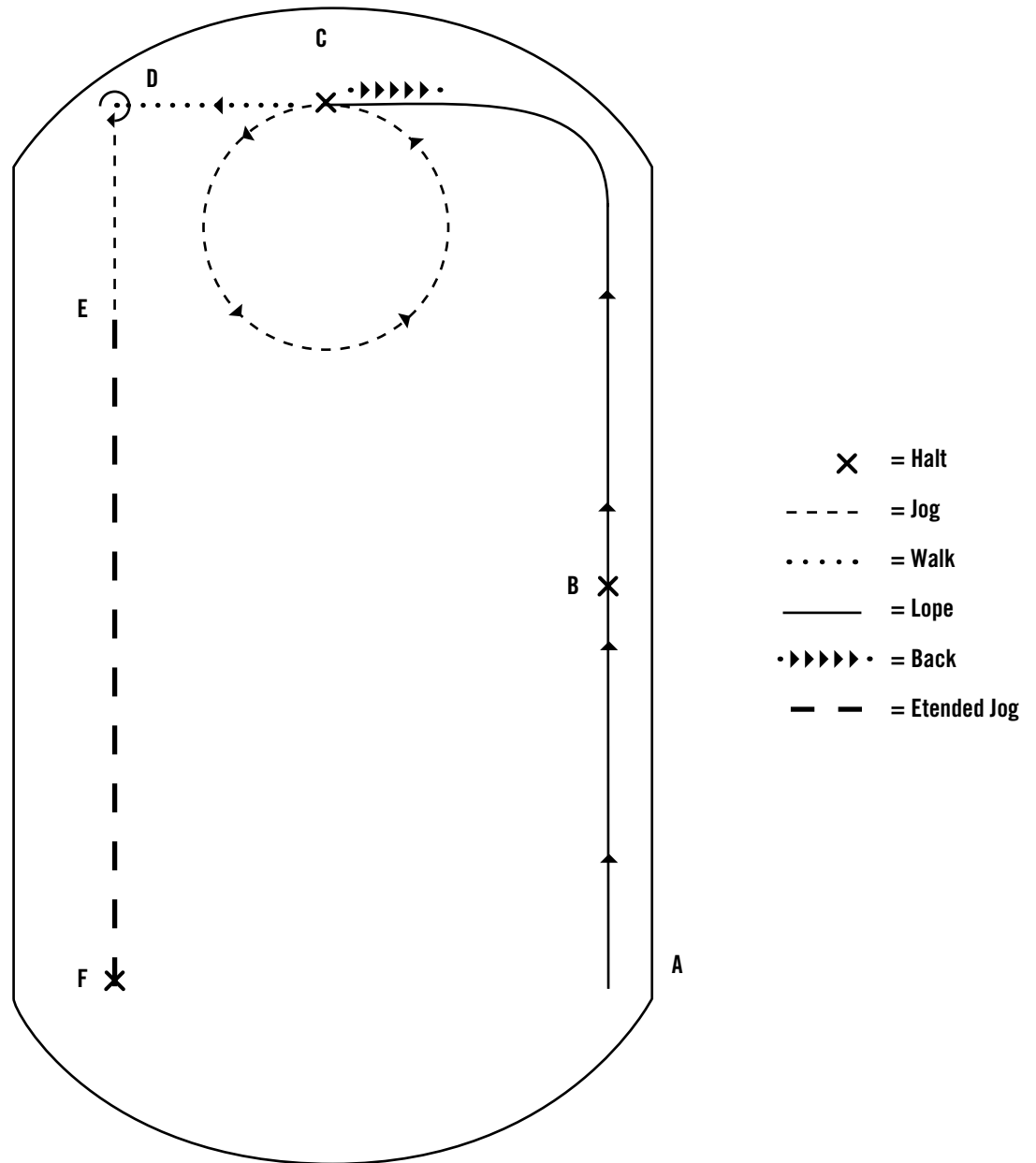
WESTERN HORSEMANSHIP MEDAL PATTERN #2



Riders may enter the ring collectively to hear the pattern instructions, then all should exit the ring to work the pattern independently

1. Starting at marker A, lope a circle on the left lead.
2. Continue loping down the center line to marker B.
3. Transition to a walk at marker B.
4. Half way between marker B and C, lope a circle on the right lead.
5. Continue loping to marker C.
6. Halt at marker C and back 10 steps.
7. Jog to rail.
8. Upon completion, follow the direction of the ringmaster or judge.

WESTERN HORSEMANSHIP MEDAL PATTERN #3



Riders may enter the ring collectively to hear the pattern instructions, then all should exit the ring to work the pattern independently

1. Start at A. Lope on the right lead to B. Halt at B.
2. Lope on the left lead from B to C, transition to jog.
3. At C, jog a circle to the left.
4. Halt at C. Back one horse length.
5. Walk forward to D. Halt.
6. Execute a 3/4 right turn on the haunches.
7. From D, transition to jog.
8. At E, transition into an extended jog and continue to point F.
9. Halt at F.
10. Upon completion, follow the direction of the ringmaster or judge.