



Dressage Attire and Equipment

Prepared and published by:
United States Equestrian Federation, Inc.
4047 Iron Works Parkway
Lexington, KY 40511
(859) 258-2472
www.usef.org

© 2006 USEF

ACKNOWLEDGEMENTS

The USEF Licensed Officials/Continuing Education Department would like to thank the following for their contributions to this booklet.

United States Equestrian Federation, Inc. Dressage Committee

Janine Malone – Dressage Technical Delegate

Lisa Gorretta and Paddock Saddlery – Dressage Technical Delegate
(provided some of the digital photographs)

Copyright 2004
(updated 12/01/2006)

Do not reproduce without permission of:

United States Equestrian Federation, Inc.
4047 Iron Works Parkway
Lexington, KY 40511
www.usef.org

DRESSAGE ATTIRE AND EQUIPMENT

Introduction

The purpose of this pamphlet is to assist USEF Dressage Technical Delegates, Dressage Judges and Stewards who officiate Dressage classes at any Federation recognized competition. Officials must be familiar with DR120 and DR121 in the 2007 USEF Rule Book, plus the accompanying photos and drawings. Illustration through photos and drawings have been used to indicate what makes a particular piece of equipment or attire legal or illegal for use at Federation recognized competitions offering Dressage classes. In no way does this booklet supercede the most current USEF Rule Book.

Part One - Dress

DR120 Dress.

1. The dress code for Training through Fourth Levels is a short riding coat of conservative color, with tie, choker or stock tie, **white or light colored** breeches or jodhpurs, boots or jodhpur boots, a hunt cap or riding hat with a hard shell, derby or top hat. A cutaway coat (modified tailcoat) with short tails is permitted. Half chaps, gaiters and/or leggings are not allowed. Gloves of conservative color are recommended. The dress code for the FEI Junior Tests and FEI Dressage Tests for 4, 5 and 6-year old horses and USEF Dressage Test for 4-year old horses is a short riding coat of conservative color, with stock or tie, breeches, hunt cap or riding hat with a hard shell, derby or top hat. The dress code for FEI Pony Riders is dark coat or club uniform coat, breeches or jodhpurs, white shirt with tie or hunting stock, gloves, boots and hunting cap; top hat or bowler not allowed. Spurs are optional for all of the FEI Pony and Junior Tests, FEI Dressage Tests for 4, 5 and 6-year old horses and USEF test for 4-year old horses. (See DR120.8) *BOD 1/15/06 Effective 12/1/06*

Half chaps, shown below, ARE NOT allowed in competition, except with a Dispensation Certificate. They are permitted in warm-up.



2. For all tests above Fourth Level, the dress code is: a dark tailcoat with top hat, or a dark jacket with a bowler hat or hunt cap, and white or light colored breeches, stock or tie, gloves, and black riding boots. Spurs are mandatory for FEI tests (except as noted above under DR120.1). (See DR120.8)

3. Members of the Armed Services and police units may ride in the uniform of their service at any level. Riders choosing to wear Armed Services or police uniform must wear the appropriate military/police cap or hat for their branch of service, or protective headgear.

4. Riders at all levels of competition must wear one of the following: A hunt cap or riding hat with a hard shell, derby or top hat, military/police cap or hat, or protective headgear. Any exhibitor may wear protective headgear at any level of competition without penalty from the judge. Exhibitors choosing to wear protective headgear must wear a short, dark jacket, dark tailcoat (only permitted for tests above Fourth Level), or Armed Services or police uniform (if eligible), dark hatcovers (where applicable) and must otherwise conform to DR120 (see also, GR318).



*Whips are measured from the outside of the butt end to the end of the lash.
Whips used in schooling are measured the same way.*

5. One whip no longer than 43.3 inches (110 cm), including lash may be carried in all classes except USEF/USDF Championships, Federation Junior Team Championships, Championships for 5-year-old and 6-year-old horses, NAYRC qualifying classes,

USEF High Performance Championships, USEF High Performance qualifying and selection trials, and observation classes. (Exception: Competitors riding sidesaddle may carry a whip no longer than 43.3 inches (110 cm), including lash, in USEF/USDF Championships.) **An adjustable length whip may not be carried by a mounted rider.** *BOD 1/15/06 Effective 12/1/06*

6. In extreme heat and/or humidity in all classes including FEI classes at National Competitions, management can allow competitors to show without jackets. However, competitors must wear a regulation hat and solid white or very pale colored long or short sleeved shirt, without neckwear. T-shirts are not permitted. Members of the Armed Services or police units may wear summer uniforms.

7. Competitors will be allowed to wear a hat cover and a transparent or conservative color rain coat in inclement weather.

8. Spurs must be made of metal. The shank must be either curved or straight pointing directly back from the center of the spur when on the rider's boot. If the shank is curved, the spurs must be worn only with the shank directed downwards. However, swan necked spurs are allowed. The **inside** arms of the spur must be smooth. If rowels are used, they must be free to rotate. Only smooth rowels are permitted in USEF High Performance Championships, USEF High Performance qualifying and



selection trials, and observation classes. Metal spurs with round hard plastic knobs on the shank are allowed ("Impuls" spur). "Dummy" spurs with no shank are also allowed. Only blunt metal spurs, no longer than 1.5 cm are permitted for FEI Pony Rider tests. This restriction also applies to warm-up and training areas, as well as during competition. Offset spurs without rowels are permitted for riders having an appropriate Dispensation Certificate. *BOD 1/15/06 Effective 12/1/06*



The above spur is NOT LEGAL except with an appropriate Dispensation Certificate.



The above spur is legal except in the FEI Pony Tests, since the length of the shank exceeds 1.5 cm.



A roweled spur is legal as long as the rowels are free to rotate. Inside arms of the spur must be smooth. BOD 1/15/06 Effective 12/1/06

9. Riders in USDF Pas de Deux and Quadrille classes are exempt from the dress code requirements of DR120.1-4, except that headgear and boots as required in DR120.1-4 must be worn. Riders must follow the dress requirements outlined in the USDF Rules and Guidelines for Quadrille Competitions and for Pas de Deux.

10. Individuals holding Federation Dispensation Certificates may be allowed exceptions, i.e.; gloves not required if unable to wear them, half-chaps and black or brown riding shoes with heels. If dispensation for modified shoes or boots is given, safety stirrups are required. Riders may also be given dispensation for modified gloves, hand weights and arm belts. All exceptions to required dress must be listed on the rider's Dispensation Certificate.

	United States Equestrian Federation® The National Governing Body for Equestrian Sport
	Official Dispensation Certificate for athletes with disabilities to use compensating aids and adaptive equipment in USEF Dressage & Driving Competitions
Valid Through:	
Issue Date:	
Athlete:	
USEF #	
Date of Birth:	
IPEC Grade & Profile:	
Compensating Aids Allowed:	
Adaptive Equipment Allowed:	
Exceptions to Dress:	
Other Allowances:	
<small>Please to submit copies of this certificate with entry. One copy of this certificate to be kept with athlete's entry form and additional copies to be attached to each of the dressage test sheets as reference for general jury.</small>	
<small>United States Equestrian Federation® Lexington Office: 4947 Iron Works Parkway, Lexington, KY 40511-9483 Phone: (859) 258-2472 Fax: (859) 231-6462 Gladesville Office: P.O. Box 83, Gladesville, NJ 07934 Phone: (908) 234-8888 Fax: (908) 234-9417</small>	

Part Two - Saddlery and Equipment

DR121 Saddlery and Equipment

1. An English type saddle with stirrups is compulsory for Federation and USDF tests. An English type saddle may be constructed with or without a tree but cannot have a horn, swell, gallerie, or open gullet. Australian, Baroque, Endurance, McClellan, Spanish, Stock, or Western saddles are not permitted nor are modified versions of these saddles (exception: competitors with a current approved Federation Dispensation Certificate). A Dressage saddle which must be close to the horse and have long, near-vertical flaps and stirrups is compulsory for FEI tests. Saddle pads are optional, but should be white or of conservative color. While present in the competition area and during prize-giving ceremonies, the name and/or logo of the individual's sponsor(s) may appear on a surface area not exceeding 200 cm² on each side of the saddle cloth. Breed logos (for horses registered with that breed), national flags (for citizens of that country), and business/farm names or logos (used with permission of farm/business owner) are also permitted and must have the same specifications as sponsor logos. No other advertisement or publicity is permitted on saddle cloths or horses.

HINT: To easily determine if the surface area fits the limit of 200 cm², convert the dimensions of the logo to metric. (1" = 2.54 cm) BEFORE calculating the area.

Example 1: logo measuring 4" x 6" converts to 10.16cm x 15.24 cm = 154.84 cm²

Example 2: logo measuring 5" x 6" converts to 12.70cm x 15.24 cm = 193.70 cm²

Both examples would be a legal size logo for each side of a saddle pad used in competition

Beware of obviously illegal logos -- smiley face, Hanoverian logo pad on a leopard appalosa, etc.

2. For Training, First and Second Level tests and FEI Pony tests, a plain snaffle bridle is required with a regular cavesson, a dropped noseband, a flash noseband (a combination of a cavesson noseband and a dropped noseband attachment) or a crossed noseband. Except for the FEI Pony tests, a crescent noseband is also permitted at these levels. Except for the crescent noseband, buckles and a small disk of sheepskin, which may be used in the intersection of the two leather straps of a crossed noseband, the noseband must be made entirely of leather or leather-like material. A padded noseband is allowed.



Photos of a Crescent noseband both off and on a horse – allowed with a snaffle bridle in National level classes only.

NOTE: The Crescent noseband may not be used in any FEI classes.



Photos of a Kinton noseband both off and on a horse.

NOTE: The Kinton noseband is NOT legal for use in dressage.

3. For Federation Third and Fourth Level tests same as (2) above, or a simple double bridle (bridoon [snaffle] and bit [curb] and curb chain, lip strap and rubber or leather cover for curb chain optional, cavesson noseband only).

4. FEI tests (including FEI Junior Team and Individual Tests) a simple double bridle as above. For the FEI Junior Preliminary Test, a plain snaffle bridle or simple double bridle may be used, as above in DR121.2-.3. For the FEI Dressage Tests for 4, 5, and 6-year old horses and the USEF Dressage Test for 4-year old horses, a plain snaffle bridle is required, as above (DR121.2). However, when a snaffle is used in FEI tests, a crescent noseband is not permitted and a snaffle is required as described in Figure I and as pictured in Figure 1B. In addition to the crescent noseband, the crossed (figure-8, Mexican) noseband is not permitted for the FEI Dressage Tests for 4, 5, and 6-year old horses and the USEF Dressage Test for 4-year old horses.

5. Only those bits listed with Figure 1 are allowed. At any level of competition, a cavesson noseband may never be so tightly fixed that it causes severe irritation to the skin. Cavesson nosebands may be used with a chin pad. **At any level of competition, a browband may be multicolored and may be decorated with metal, beads, gemstones and crystals.** *BOD 1/15/06 Effective 12/1/06*

6. Martingales, bit guards, any kind of gadgets (such as bearing, side, running, balancing reins, nasal strips, tongue tied down, etc.), any kind of boots (including “easy-boots”) or bandages (including tail bandages) and any form of blinkers, ear muffs or plugs, nose covers, seat covers, hoods are, under penalty of elimination, strictly forbidden. Fly hoods (ear covers) will only be permitted in order to protect horses from insects. The fly hoods should be discreet and should not cover the horse’s eyes, and will only be permitted in extreme cases at the discretion of the presiding judge(s). Permission must be granted prior to the class and applies to all competitors in the class. However, leg bandages are allowed in Pas de Deux and Quadrille classes. A breastplate and/or crupper may be used, except that a breastplate is not permitted in USEF High Performance Championships, USEF High Performance Qualifying and Selection Trials, and Observation classes. A rein is a continuous, uninterrupted strap or line from the bridle bit to the hand. Rein additions or attachments are not permitted. Each bit must be attached to a separate rein and reins may only be attached to bits. Any decoration of the horse with extravagant items, such as ribbons or flowers, etc. in the mane, tail, etc., is strictly forbidden. Braiding of the horse’s mane and tail, however, is permitted. False tails are permitted and if used may not contain any metal parts.

7. The above restrictions (1-6) apply to warm-up and other training areas, however, running martingales (with snaffle only), boots, bandages (without magnets) and ear-muffs are permitted. **Fly hoods (ear covers) that do not cover the horse’s eyes are permitted in warm-up and other training areas.** Single direct side reins are permitted only when longeing (mounted or unmounted). Only one lunge line is permitted only while lungeing. Driving or long lining is prohibited. **A side rein is defined as an auxiliary rein affixed to the bit and to the girth, saddle or surcingle on the side**

of the horse (not between the legs). A lunge line must attach only to the bridle, halter or cavesson and go directly to the hand of the longeur. Horses competing at Third Level and above may be warmed up in a snaffle if the rider so chooses. (Exception: For breed-restricted Arabian competition see Chapter AR, Subchapter AR-11). A running martingale consists of a divided strap attached to the girth or breastplate (at the front of the horse's chest); the extension of each strap must be connected from the point of division only to the rein on the same side and must be free to slide. The rings through which the reins slide may not be connected to a neck strap. *BOD 1/15/06 Effective 12/1/06*

8. Ring stewards appointed by competition management must spot check saddlery and inspect bits and spurs on both sides of the horse for at least one third of the horses in each class. Inspection of saddlery and bits in classes of five or fewer must be done at the direction of the technical delegate. Inspection of saddlery and bits must be done immediately as the horse leaves the arena. (See DR126.10) The checking of the bridle must be done with the greatest caution, as some horses are very touchy and sensitive about their mouths. Bit inspectors must use a new disposable protective glove for each horse. The responsibility for the correct attire and equipment, however, still rests with the competitor. *BOD 1/15/06 Effective 12/1/06*

9. The following whips are permitted for schooling only: One whip no longer than 43.3 inches (110 cm), including lash, may be carried by the rider when mounted. One lungeing whip is permitted only when lungeing. One whip no longer than 43.3 inches (110 cm) including lash may be carried in all classes except USEF/USDF Championships, Federation Junior Team Championships, Championships for 5 and 6-year old horses, NAYRC qualifying classes, USEF High Performance Championships, USEF High Performance qualifying and selection trials and observation classes. (Exception: Competitors riding sidesaddle may carry a whip no longer than 43.3 inches (110 cm), including lash, in Federation/USDF Championships.) *An adjustable-length whip may not be carried by a mounted rider. BOD 1/15/06 Effective 12/1/06*

10. Numbers must be worn at all times when a horse is being exercised or ridden.

11. Individuals holding Federation Dispensation Certificates may use special saddlery and equipment as specifically listed on their Certificate. The following equipment is permitted if listed on the certificate:

- a. Any well fitted saddle that is suited to the needs of the rider.

LEFT: Oxbow stirrup
RIGHT: Devonshire stirrup
Either stirrup is allowed only if stated on a dispensation certificate.



- b. Devonshire, western, or oxbow stirrups, tethers from stirrups to girth; seat covers; velcro and rubber bands (provided the equipment allows the rider to fall from the horse). Break-away safety stirrups are required if the rider's feet are secured into the stirrups and shoes with distinguishable heels must be worn.
 - c. Except for sidesaddle, either two stirrups or no stirrups must be used, unless rider has one leg and no prosthesis on the other leg.
 - d. Adapted or bridged reins. If the rein is not to be used in a conventional manner, it must be in as straight a line as possible from the normal hand position (as described in DR117) to the horse's mouth.
 - e. One or two whips, not to exceed 4' in length.
12. Horses may only be exercised and ridden in management-designated areas on the competition grounds.
13. The following rules apply exclusively to USEF High Performance qualifying and selection trials, and observation classes:
- a. Upon arrival on the showgrounds, only the rider when riding, walking, leading or lungeing a horse (lunge whip allowed), is allowed to carry a whip (maximum 110 cm) anywhere on the showground. The groom may also walk, lead and lunge a horse as above. Other parties are allowed to carry a whip, provided it is not in connection with the training of the horse. Under no circumstances is it allowed to school the horses in the stables.
 - b. The whip must be dropped before entering the space around the competition arena or the rider will receive a penalty of 4 points per judge.
 - c. The following bit is permitted for use either as a snaffle or bridoon. (Snaffle or briddon with rotating middle piece)

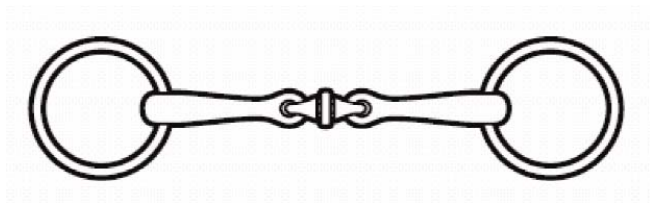


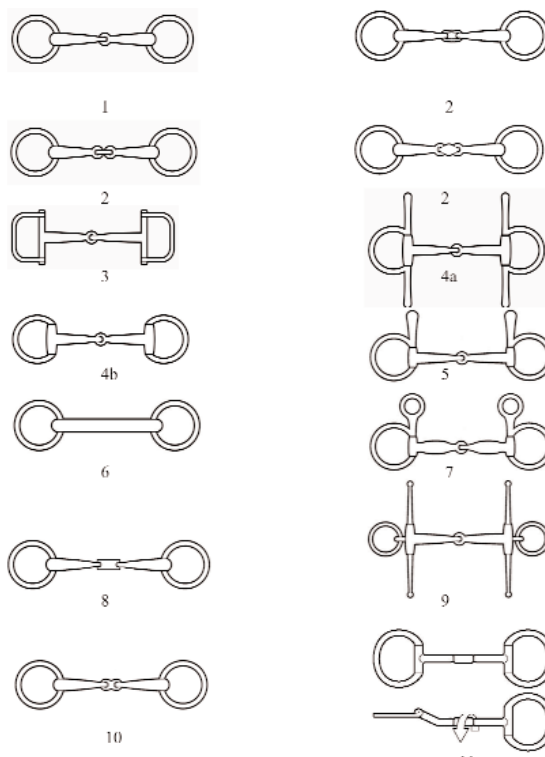
Figure 1. Bits Permitted in Dressage.

All bits (in A and B below) must be smooth and with a solid surface. Twisted, wire and roller bits are prohibited. A bushing or coupling is permitted as the center link in a double jointed snaffle, **however, the surface of the center piece must be solid with no moveable parts.** The mouthpiece of a snaffle, may be shaped in a slight curve, but ported snaffles are prohibited. A bridoon is defined as a snaffle bit used together with a curb bit to form a double bridle. Bits (including curb and/or bridoon bits of a double bridle) must be made of metal or rigid plastic and may be covered with rubber; flexible rubber bits are not permitted, except as noted below, under A. The diameter of the snaffle or bridoon mouthpiece must be minimum 3/8

inch diameter at rings or cheeks of the mouthpiece (**exception: for ponies, the diameter may be less than 3/8 inches**). Any bit combining any mouthpiece pictured in Figure 1A with any cheekpiece pictured in Figure 1A is permitted. Type of bit should not vary from those pictured below except where specified, and bits should be attached only as pictured in diagram. NOTE: FEI Level rider may warm up only in a double bridle (with both bit and/or bridoon made of metal or rigid plastic) or metal or rigid plastic snaffles pictured under B. In both cases, bits may be covered with rubber and flexible rubber bits are not permitted. A cavesson, dropped, crossed or flash noseband is allowed when a snaffle bridle is used in warm-up.

BOD 1/15/06 Effective 12/1/06

A. PERMITTED SNAFFLES* (Must be used in Training-Second Level Tests. Optional in Third and Fourth Level Tests)

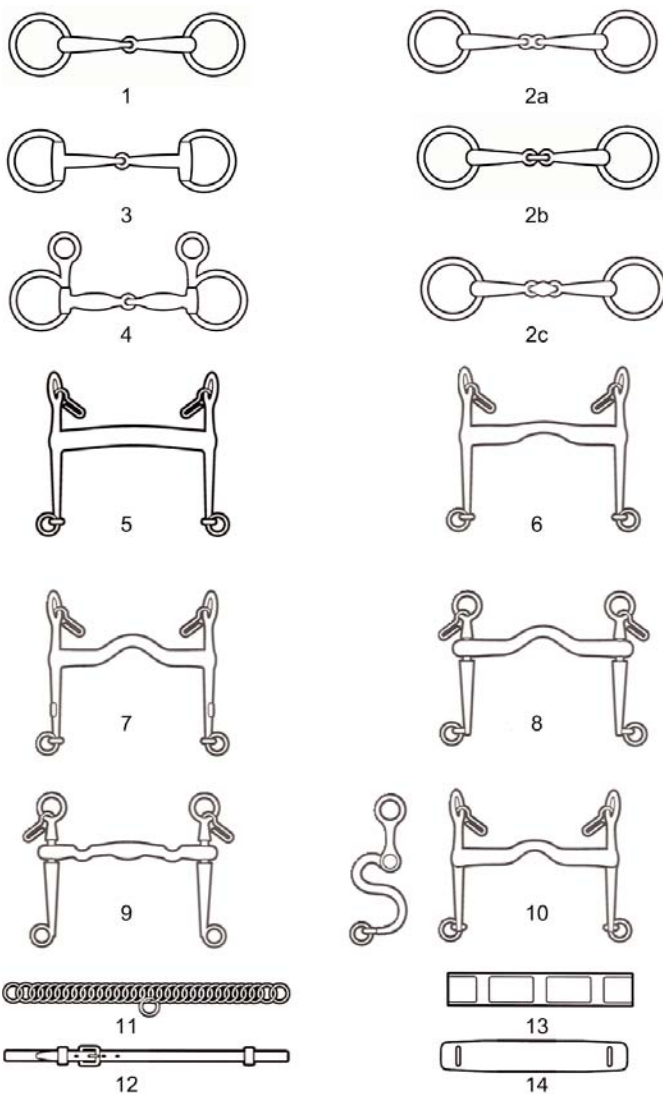


- | | |
|---|---|
| 1. Ordinary snaffle with single-jointed mouthpiece. | 6. Unjointed snaffle (Mullen-mouth). |
| 2. Ordinary snaffle with double-jointed mouthpiece. | 7. Snaffle with cheeks. (Hanging or drop cheek; Baucher). This may be a D-ring or other ordinary snaffle as pictured in Nos. 1-6. |
| 3. Racing snaffle (D-ring). | 8. Dr. Bristol. |
| 4. Snaffle. | 9. Fulmer. |
| A) with cheeks, with or without keepers. | 10. French snaffle. |
| B) without cheeks (Egg-butt). | 11. Snaffle with rotating mouthpiece. |
| 5. Snaffle with upper or lower cheeks. | |

*Any of the above may be made with a rubber, plastic or leather covering, but the bit may not be modified by adding latex or other material. Bits with mouthpieces made of synthetic material are permitted, provided that the contours of the bit conform to the contours of one of the bits pictured above. Flexible rubber or synthetic mouthpieces are permitted.

B. PERMITTED BRIDOOON, CURB AND SNAFFLE BITS (Must be used in FEI Level Tests. Optional in Third and Fourth Level Tests) (Reprinted from the FEI Rules for Dressage Events, 2003 edition)

1. Various double bridle bits



Bridoons:

1. Loose ring bridle bit.
2. a.b.c. Bridoon bit with jointed mouthpiece where the middle piece should be rounded. (Note: A Dr. Bristol bit is not permitted.)
3. Egg-butt bridle bit.
4. Bridoon bit with hanging cheeks.

Curbs:

5. Half-moon curb bit.
6. & 7. Curb bit with straight cheeks and port.
8. Curb bit with port & sliding mouthpiece (Weymouth)
A curb bit with rotating lever arm is also allowed.
9. Variation of bits Nos. 6, 7 & 8.
10. Curb bit with S-curved cheeks.
11. Curb chain (metal or leather or a combination).
12. Lip strap.
13. Leather cover for curb chain.
14. Rubber cover for curb chain.

2. Various snaffle bridle bits:

1. Loose ring snaffle.
2. a.b.c. Snaffle with jointed mouthpiece where middle piece should be rounded.
3. Egg-butt snaffle.
4. Racing snaffle (D-ring).
5. Egg-butt snaffle with cheeks.
6. Loose ring snaffle with cheeks (Fulmer).
7. Snaffle with upper cheeks only.
8. Hanging cheek snaffle.
9. Straight bar snaffle. Permitted also with mullen mouth and with eggbutt rings.
10. Snaffle with rotating mouthpiece.

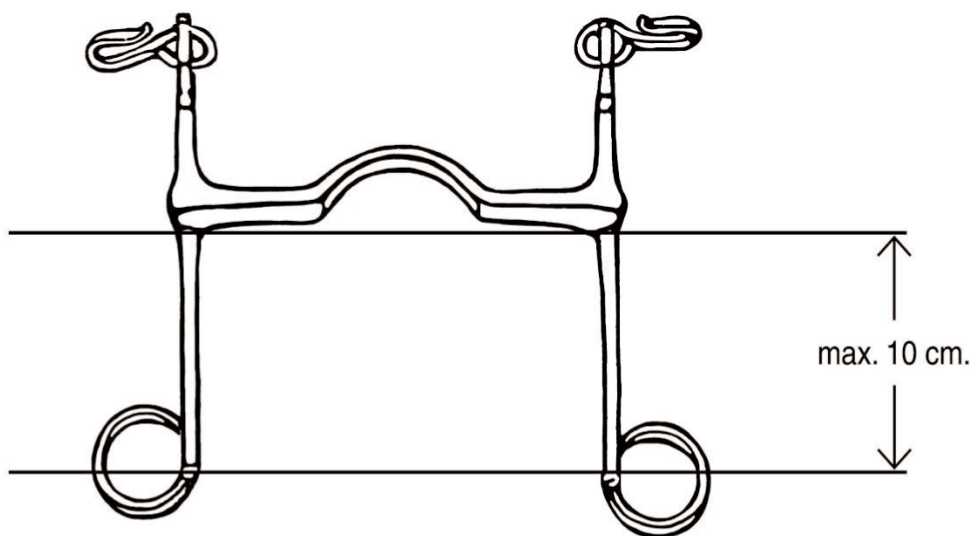
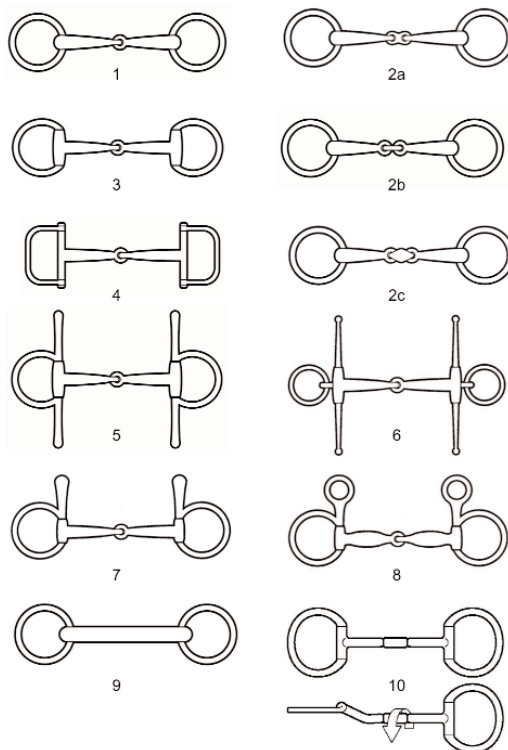
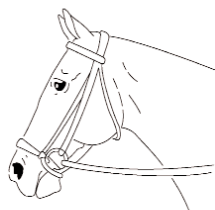


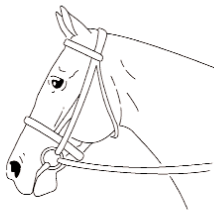
Figure 2. Correct bit measurement. The lever arm of the curb bit must not exceed 10 cm. (length below the mouthpiece). If the curb has a sliding mouthpiece, the lever arm of the curb bit below the mouthpiece must not measure more than 10 cm. when the mouthpiece is at the uppermost position.

Permitted Nosebands:

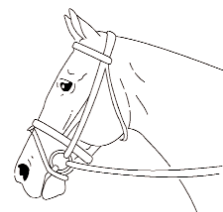
1. Dropped noseband



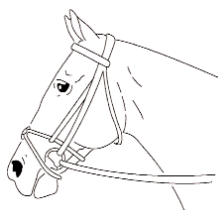
2. Cavesson noseband



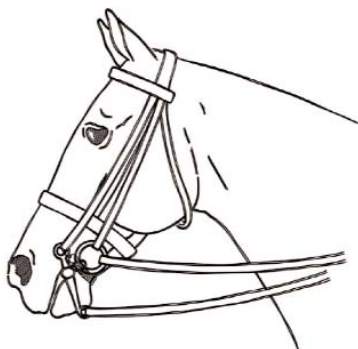
3. Flash noseband



4. Mexican (crossed figure-8) noseband



1, 3 and 4: These nosebands are not permitted when a double bridle is used.



Double bridle with cavesson noseband, bridoon bit and curb with curb chain

How to properly check Dressage bits.

The process of checking bits must be done carefully and professionally. Safety, comfort, and cleanliness are all important. While inspection of saddlery by the ring steward is conducted immediately as the horse leaves the arena, there may well be instances where the Dressage Technical Delegate or ring steward needs to check equipment in the warm-up areas at a competition. No matter where or when the inspection is done, the checking of the bridle must be done with the greatest caution, as some horses are very touchy and sensitive about their mouths. The bit inspector must use a new protective glove for each horse. Calipers or other measuring devices should be cleaned between each use with a non caustic disinfectant.

Approach the horse quietly, ALWAYS inform the rider of your intent and ask them to loosen the noseband if necessary. Vary your pattern of which side of the bit you check and sometimes check both sides if you are not certain of the configuration.


Diameter of bit is measured at the rings or cheeks of the mouthpiece.



EXAMPLES OF VARIOUS EQUIPMENT – LEGAL and ILLEGAL



This bit is NOT LEGAL due to the grooves cut into the mouthpiece. All bits must be smooth.



This synthetic bit is NOT LEGAL due to the roller covering the joint.



Examples of bit guards. Bit guards are NOT LEGAL in either the warm-up area or the competition itself.



No matter what brand, rein attachments similar to those pictured here are NOT LEGAL.



Complete reins that include the elastic section ARE permitted.

The difference is that this is a complete rein, not an attachment to the rein. A rein is a continuous, uninterrupted strap or line from the bridle bit to the hand. Rein additions or attachments are not permitted.



This bridle bit is NOT LEGAL as it does not meet the minimum 1 cm thickness requirement and the mouthpiece is triangular in shape.



Snaffle bit with rotating mouthpiece. This snaffle bit is LEGAL in dressage.



Snaffle bit with double-jointed mouthpiece. This snaffle bit is LEGAL in dressage.



This single-jointed snaffle mouthpiece is LEGAL in dressage.



Snaffle bit with copper inlay mouthpiece. This snaffle bit is LEGAL in dressage as long as the inlay is smooth and solid.



Double-jointed snaffle bit with copper roller and hinges. This bit is NOT LEGAL for dressage.



Variation of the Baucher bit; LEGAL for dressage.



Snaffle mouthpiece with a port; NOT LEGAL to use in dressage.



Snaffle mouthpiece with a port; NOT LEGAL to use in dressage.



This snaffle mouthpiece is wire-wrapped and is NOT LEGAL to use in dressage.



This snaffle mouthpiece is hinged and is NOT LEGAL to use in dressage.



This snaffle mouthpiece is not solid and is NOT LEGAL to use in dressage.



This snaffle mouthpiece is twisted and is NOT LEGAL to use in dressage.



Snaffle bit with double-jointed mouthpiece. This snaffle bit is LEGAL in dressage.



This type of loose ring snaffle is LEGAL for dressage.



*Snaffle or bridoon with rotating middle piece:
In USEF licensed competitions, this bit is ONLY permitted in USEF High Performance qualifying and selection trials, and observation classes: and may be either as a snaffle (in warmup) or bridoon (with a double bridle).*