



Dressage Attire and Equipment

Prepared and published by:
United States Equestrian Federation, Inc.
4047 Iron Works Parkway
Lexington, KY 40511
(859) 258-2472
www.usef.org

© 2004 USEF

ACKNOWLEDGEMENTS

The USEF Licensed Officials/Continuing Education Department would like to thank the following for their contributions to this booklet.

U.S. Equestrian Federation, Inc. Dressage Committee

Janine Malone – Dressage Technical Delegate

Lisa Goretta and Paddock Saddlery – Dressage Technical Delegate
(provided some of the digital photographs)

Copyright 2004

Do not reproduce without permission of:

U.S. Equestrian Federation, Inc.
4047 Iron Works Parkway
Lexington, KY 40511
www.usef.org

DRESSAGE ATTIRE AND EQUIPMENT

Introduction

The purpose of this pamphlet is to assist USEF Dressage Technical Delegates, Dressage Judges and stewards who officiate Dressage classes at any Federation recognized competition. Officials must be familiar with Article 1920 and 1921, plus the accompanying photos and drawings. Illustration through photos and drawings have been used to indicate what makes a particular piece of equipment or attire legal or illegal for use at Federation recognized competitions offering Dressage classes. In no way does this booklet supercede the most current USEF Rule Book.

Part One - Dress

Article 1920. Dress.

1. The dress code for Training through Fourth Levels is a short riding coat of conservative color, with tie, choker or stock tie, breeches or jodhpurs, boots or jodhpur boots, a hunt cap or riding hat with a hard shell, derby or top hat. Half chaps and/or leggings are not allowed. Gloves of conservative color are recommended. The dress code for the FEI Junior Tests and FEI Dressage Tests for 5-year old and 6-year old horses is a short riding coat of conservative color, with stock or tie, breeches, hunt cap or riding hat with a hard shell, derby or top hat. The dress code for FEI Pony Riders is dark coat or club uniform coat, breeches or jodhpurs, white shirt with tie or hunting stock, gloves, boots and hunting cap; top hat or bowler not allowed. Spurs are optional for all of the FEI Pony and Junior Tests and FEI Dressage Tests for 5-year old and 6-year old horses. (See Art. 1920.8)

2. For all tests above Fourth Level, the dress code is: a dark tailcoat with top hat, or a dark jacket with a bowler hat or hunt cap, and white or light colored breeches, stock or tie, gloves, and black riding boots. Spurs are mandatory for FEI tests (except as noted above under Art. 1920.1). (See Art. 1920.8)




Half chaps, shown at right, ARE NOT allowed in competition, except with a Dispensation Certificate. They are permitted in warm-up.

3. Members of the Armed Services and police units may ride in the uniform of their service at any level. Riders choosing to wear Armed Services or police uniform must wear the appropriate military/police cap or hat for their branch of service, or protective headgear.

4. Riders at all levels of competition must wear one of the following: A hunt cap or riding hat with a hard shell, derby or top hat, military/police cap or hat, or protective headgear. Any exhibitor may wear protective headgear at any level of competition without penalty from the judge. Exhibitors choosing to wear protective headgear must wear a short, dark jacket, dark tailcoat (only permitted for tests above Fourth Level), or Armed Services or police uniform (if eligible), dark hatcovers (where applicable) and must otherwise conform to Art. 1920 (see General Rules, Art. 318).

5. EFFECTIVE JUNE 1, 2004: One whip no longer than **43.3 inches** (110 cm), including lash may be carried in all classes except U.S. Equestrian/USDF Championships, U.S. Equestrian Junior Team Championships, Championships for 5-year old and 6-year old horses, NAYRC qualifying classes, USET Championships, USET qualifying and selection trials, and observation classes. (Exception: Competitors riding sidesaddle may carry a whip no longer than **43.3 inches** [110 cm] in U.S. Equestrian/USDF Championships.)



Whips are measured from the outside of the butt end to the end of the lash. Whips used in schooling are measured in the same way.

6. In extreme heat and/or humidity in all classes including FEI classes at National Competitions, management can allow competitors to show without jackets. However, competitors must wear a regulation hat and solid white or very pale colored long or short sleeved shirt, without neckwear. T-shirts are not permitted. Members of the Armed Services or police units may wear summer uniforms.

7. Competitors will be allowed to wear a hat cover and a transparent or conservative color rain coat in inclement weather.

8. Spurs must be made of metal, and there must be a shank either curved or straight pointing directly back from the center of the spur when on the rider's boot. If the shank is curved, the spurs must be worn only with the shank directed downwards. However, swan necked spurs are allowed. The arms of the spur must be smooth. If rowels are used, they must be free to rotate. Only blunt metal spurs, no longer than 1.5 cm are permitted for FEI Pony Rider tests. This restriction also applies to warm-up and training areas, as well as during competition. Offset spurs without rowels are permitted for riders having an appropriate Dispensation Certificate.



The above spur is legal except in the FEI Pony tests, since the length of the shank exceeds 1.5 cm.



The above spur is **NOT LEGAL** except with an appropriate Dispensation Certificate.



A roweled spur is legal as long as the rowels are free to rotate. Arms of the spur must be smooth.

9. Riders in USDF Pas de Deux and Quadrille classes are exempt from the dress code requirements of Art. 1920.1-4, except that headgear and boots as required in Art. 1920.1-4 must be worn. Riders must follow the dress requirements outlined in the USDF Rules and Guidelines for Quadrille Competitions and for Pas de Deux.

10. Individuals holding U.S. Equestrian Dispensation Certificates may be allowed exceptions, i.e.; gloves not required if unable to wear them, half-chaps and black or brown riding shoes with heels. If dispensation for modified shoes or boots is given, safety stirrups are required. Riders may also be given dispensation for modified gloves, hand weights and arm belts. All exceptions to required dress must be listed on the rider's Dispensation Certificate.

See Article 820 for information on complete information about Dispensation Certificates, how to apply for them, etc.

United States Equestrian Federation
National Governing Body for Equestrian Sport

DISPENSATION CERTIFICATE
for athletes with disabilities to use compensating aids and adaptive equipment in U.S.E.F. Dressage & Driving Competitions

Valid Through:	November 30, 2004
Issue Date:	December 1, 2003
Affiliate:	Equestrian Any Road Anytown, USA 11111
USEF #:	000000
Date of Birth:	June 22, 1965
IPED Grade & Profile:	
Compensating Aids Allowed:	One or two whips
Adaptive Equipment Allowed:	Safety stirrups required Rubber bands to secure heel in stirrups Leather lower strap leathers from stirrups to girth Seat cover - Leather with gel insert
Exceptions to Dress:	Half chaps with stock or brown riding shoes with heels
Other Allowances:	Sallies with nod of head only All trot work performed sitting only

Affiliate to submit copies of this certificate with entry. One copy of this certificate in its original author's name (name and additional copies to be attached to each of the dressage test sheets as reference for ground jury).

United States Equestrian Federation, Inc.
497 Iron Works Parkway, Lanagan, KY 40111-6803. Phone: (502) 238-2412 Fax: (502) 231-6682 www.usef.org

Part Two - Saddlery and Equipment **Article 1921. Saddlery and Equipment.**

1. An English type saddle with stirrups is compulsory for U.S. Equestrian and USDF tests. A Dressage saddle with stirrups is compulsory for FEI tests. Saddle pads are optional, but should be white or of conservative color. While present in the competition area and during prize-giving ceremonies, the name and/or logo of the individual's sponsor(s) may appear on a surface area not exceeding 200 cm² on each side of the saddle cloth. Breed logos (for horses registered with that breed), national flags (for citizens of that country), and business/farm names or logos (used with permission of farm/business owner) are also permitted and must have the same specifications as sponsor logos. No other advertisement or publicity is permitted on saddle cloths or horses.

2. For Training, First and Second Level tests and FEI Pony tests, a plain snaffle bridle is required with either a regular cavesson, a dropped noseband, a flash noseband (a combination of a

HINT: To easily determine if the surface area fits the limit of 200 cm², convert the dimensions of the logo to metric. (1" = 2.54 cm) BEFORE calculating the area.

Example 1: logo measuring 4" x 6" converts to: 10.16cm x 15.24cm = 154.84 sq. cm.

Example 2: logo measuring 5" x 6" converts to 12.70 cm x 15.24 cm = 193.7 sq. cm.

Both examples would be a legal size logo for each side of a saddle pad used in competition.


Beware of obviously illegal logos – smiley face, Hanoverian logo pad on a leopard appaloosa, etc.

cavesson noseband and a dropped noseband attachment) or a crossed noseband. Except for the FEI Pony tests, a crescent noseband is also permitted at these levels. Except for the crescent

noseband, buckles and a small disk of sheepskin, which may be used in the intersection of the two leather straps of a crossed noseband, the noseband must be made entirely of leather or leather-like material. A padded noseband is allowed.



A. Crescent noseband



Photos of Crescent noseband both off and on a horse – allowed with a snaffle bridle in national level classes only.

NOTE: The Crescent noseband may not be used in any FEI classes.



B. Kinton noseband



Photos of Kinton Noseband both off and on a horse: use of this noseband is NOT legal

is same as (2) above, or a simple double bridle (bridoon (snaffle) and bit (curb) and curb chain, lip strap and rubber or leather cover for curb chain optional, cavesson noseband only).

4. FEI tests (including FEI Junior Team and Individual Tests) a simple double bridle as above. For the FEI Junior Preliminary Test, a plain snaffle bridle or simple double bridle may be used, as above in Art. 1921.2-3. For the FEI Dressage Tests for 5-year old and 6-year old horses, a plain snaffle bridle is required, as above (Art. 1921.2). However, when a snaffle is used in FEI tests, a crescent noseband is not permitted and a snaffle is required as described in Figure I and as pictured in Figure 1B. In addition to the crescent noseband, the crossed (figure-8, Mexican) noseband is not permitted for the FEI Dressage Tests for 5-year old and 6-year old horses.

5. Only those bits listed with Figure 1 are allowed. At any level of competition, a cavesson noseband may never be so tightly fixed that it causes severe irritation to the skin.
6. Martingales, bit guards, any kind of gadgets (such as bearing, side, running, balancing reins, tongue tied down, etc.), any kind of boots (including “easy-boots”) or bandages (including tail bandages) and any form of blinkers, ear muffs or plugs, nose covers, seat covers, hoods are, under penalty of elimination, strictly forbidden. Fly hoods (ear covers) 350 will only be permitted in order to protect horses from insects. The fly hoods should be discreet and should not cover the horse’s eyes, and will only be permitted in extreme cases at the discretion of the presiding judge(s). Permission must be granted prior to the class and applies to all competitors in the class. However, leg bandages are allowed in Pas de Deux and Quadrille classes. A breastplate and/or crupper may be used, except that a breastplate is not permitted in USET Championships, USET Qualifying and Selection Trials, and Observation classes. A rein is a continuous, uninterrupted strap or line from the bridle bit to the hand. Rein additions or attachments are not permitted. A side rein is defined as an auxiliary rein affixed to the bit and to the girth, saddle or surcingle on the side of the horse (not between the legs). Any decoration of the horse with unnatural items, such as ribbons or flowers, etc. in the tail, etc., is strictly forbidden. Braiding of the horse’s mane and tail, however, is permitted. False tails are permitted and if used may not contain any metal parts.
7. The above restrictions (1-6) apply to warm-up and other training areas, however, running martingales (with snaffle only), boots, bandages (without magnets) and ear muffs are permitted. Single direct side reins are permitted only when longeing (mounted or unmounted) only with one lunge line. Horses competing at Third Level and above may be warmed up in a snaffle if the rider so chooses. (Exception: For breed-restricted Arabian competition see Rule XVI, Chapter XI). A running martingale consists of a divided strap attached to the girth or breastplate (at the front of the horse’s chest); the extension of each strap must be connected from the point of division only to the rein on the same side and must be free to slide. The rings through which the reins slide may not be connected to a neck strap.
8. Ring stewards appointed by competition management must spot check saddlery and inspect bits in each class of six or more riders. Inspection of saddlery and bits in classes of five or fewer must be done at the direction of the technical delegate. Inspection of saddlery and bits must be done immediately as the horse leaves the arena. (See Art. 1926.10) The checking of the bridle must be done with the greatest caution, as some horses are very touchy and sensitive about their mouths. Bit inspectors must use a new disposable surgical glove for each horse. The responsibility for the correct attire and equipment, however, still rests with the competitor.
9. EFFECTIVE JUNE 1, 2004: The following whips are permitted for schooling only: One whip no longer than 43.3 inches (110 cm), including lash. One longeing whip is permitted only when longeing. One whip no longer than 43.3 inches (110 cm), including lash may be carried in all classes except U.S. Equestrian/USDF Championships, U.S. Equestrian Junior Team Championships, Championships for 5-year old and 6-year old horses, NAYRC qualifying classes, USET Championships, USET qualifying and selection trials, and observation classes. (Exception: Competitors riding sidesaddle may carry a whip no longer than 43.3 inches [110 cm], including lash, in U.S. Equestrian/USDF Championships.)
10. Numbers must be worn at all times when a horse is being exercised or ridden.
11. Individuals holding U.S. Equestrian Dispensation Certificates may use special saddlery and equipment as specifically listed on their Certificate. The following equipment is permitted if listed on the certificate:
 - 11.1 Any well fitted saddle that is suited to the needs of the rider.
 - 11.2 Devonshire, western, or oxbow stirrups, tethers from stirrups to girth; seat covers; velcro and rubber bands (provided the equipment allows the rider to fall from the horse). Break-away safety stirrups are required if the rider’s feet are secured into the stirrups and shoes with distinguishable heels must be worn.



LEFT: oxbow stirrup –

BELOW: Devonshire stirrup

Either stirrup is allowed only if stated on a dispensation certificate.



11.3 Except for sidesaddle, either two stirrups or no stirrups must be used, unless rider has one leg and no prosthesis on other leg.

11.4 Adapted or bridged reins. If the rein is not be used in a conventional manner, it must be in as straight a line as possible from the normal hand position (as described in Art. 1917) to the horse's mouth.

11.5 One or two whips, not to exceed 4' in length.

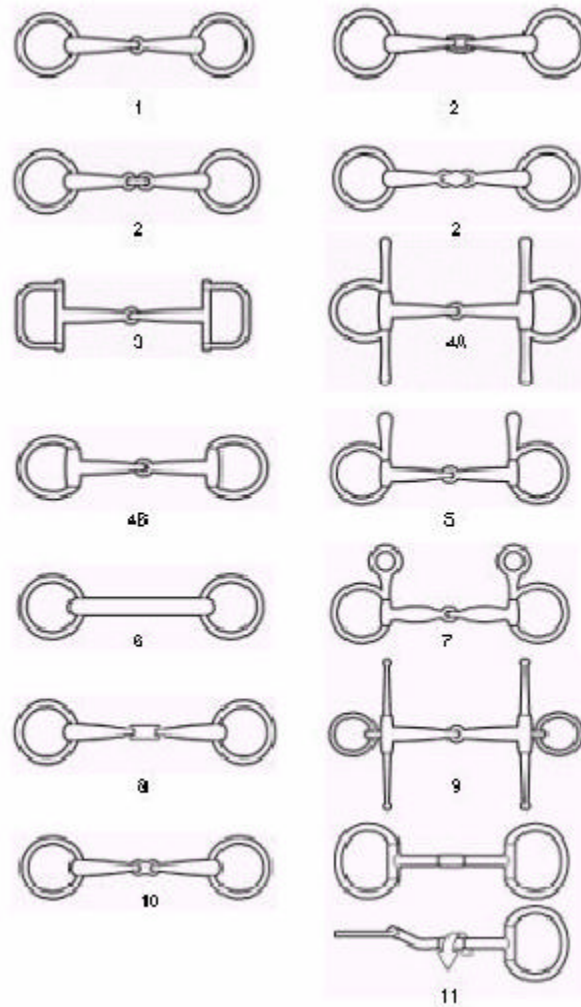
12. Horses may only be exercised and ridden in management-designated areas on the competition grounds.

Figure 1. Bits Permitted in Dressage.

All bits (in A and B below) must be smooth and with a solid surface. Twisted, wire and roller bits are prohibited. A bushing or coupling is permitted as the center link in a double jointed snaffle. The mouthpiece of a snaffle may be shaped in a slight curve, but ported snaffles are prohibited. A bridoon is defined as a snaffle bit used together with a curb bit to form a double bridle. Bits (including curb and/or bridoon bits of a double bridle) must be made of metal or rigid plastic and may be covered with rubber; flexible rubber bits are not permitted, except as noted below, under A. The diameter of the snaffle or bridoon mouthpiece must be minimum 3/8 inch diameter at rings or cheeks of the mouthpiece. Any bit combining any mouthpiece pictured in Figure 1A with any cheekpiece pictured in Figure 1A is permitted. Type of bit should not vary from those pictured below except where specified, and bits should be attached only as pictured in diagram. NOTE: FEI Level rider may warm up only in a double bridle (with both bit and/or bridoon made of metal or rigid plastic) or metal or rigid plastic snaffles pictured under B. In both cases, bits may be covered with rubber and flexible rubber bits are not permitted. A cavesson, dropped, crossed or flash noseband is allowed when a snaffle bridle is used in warmup.

A. PERMITTED SNAFFLES* (Must be used in Training-Second Level Tests. Optional in Third and Fourth Level Tests)

1. Ordinary snaffle with single-jointed mouthpiece.
2. Ordinary snaffle with double-jointed mouthpiece.
3. Racing snaffle (D-ring).
4. Snaffle. A) with cheeks, with or without keepers.
B) without cheeks (Egg-butt).
5. Snaffle with upper or lower cheeks.
6. Unjointed snaffle (Mullen-mouth).
7. Snaffle with cheeks. (Hanging or drop cheek; Baucher). This may be a D-ring or other ordinary snaffle as pictured in Nos. 1-6.
8. Dr. Bristol.
9. Fulmer.
10. French snaffle.
11. Snaffle with rotating mouthpiece.



*Any of the above may be covered with rubber or leather. Bits with mouthpieces made of synthetic material are permitted, provided that the contours of the bit conform to the contours of one of the bits pictured above.

B. PERMITTED BRIDOOON, CURB AND SNAFFLE BITS (Must be used in FEI Level Tests. Optional in Third and Fourth Level Tests) (Reprinted from the FEI Rules for Dressage Events, 2003 edition)

1. Various double bridle bits

Bridoons:

1. Loose ring bridoon bit
2. a.b.c. Bridoon bit with jointed mouthpiece where the middle piece should be rounded. (Note: a Dr. Bristol bit is not permitted.)

3. Egg-butt bridoon bit.

4. Bridoon bit with hanging cheeks.

Curbs:

5. Half-moon curb bit.

6. & 7. Curb bit with straight cheeks and port.

8. Curb bit with port & sliding mouthpiece (Weymouth)

A curb bit with rotating lever arm is also allowed.

9. Variation of bits Nos. 6, 7 & 8.

10. Curb bit with S-curved cheeks.


11. Curb chain (metal or leather or a combination).

12. Lip strap.

13. Leather cover for curb chain.

14. Rubber cover for curb chain.

Various double bridle bits



1



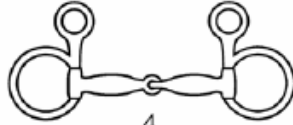
2a




3



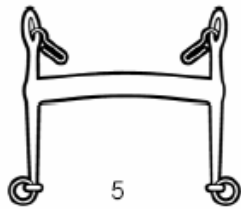
2b



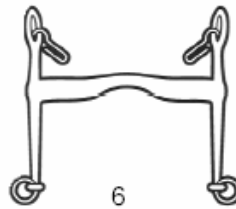
4



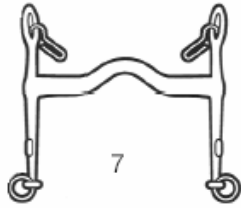
2c



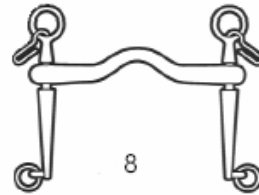
5



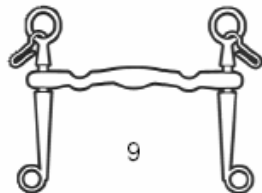
6



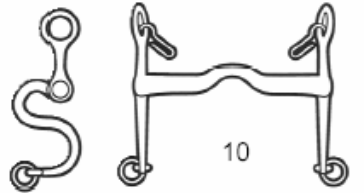
7



8



9



10



11



13



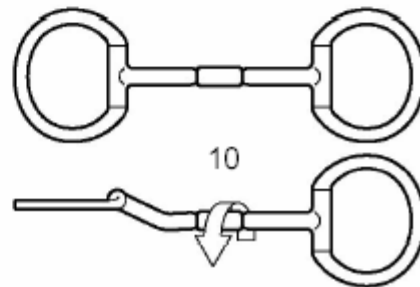
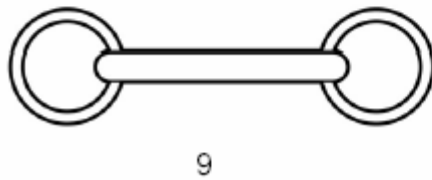
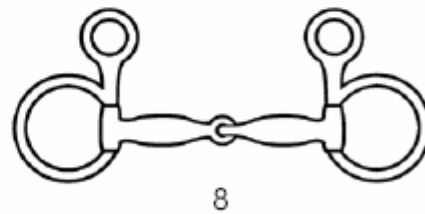
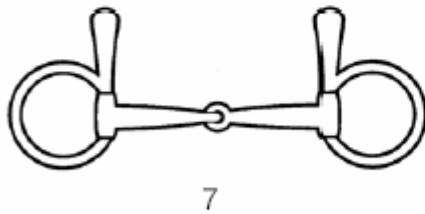
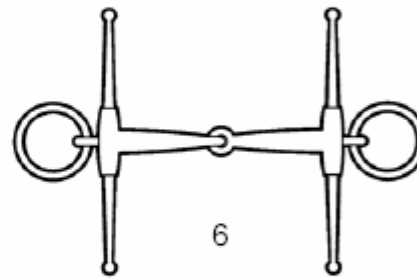
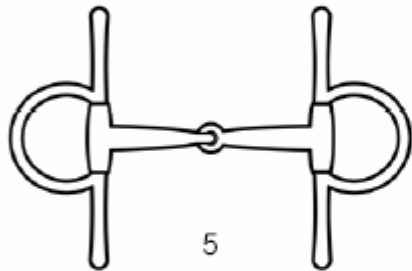
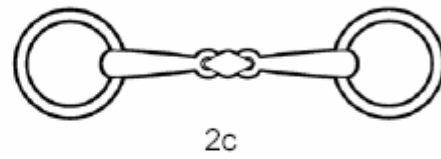
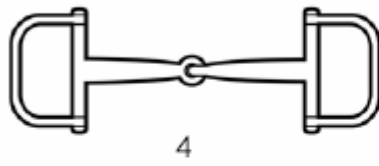
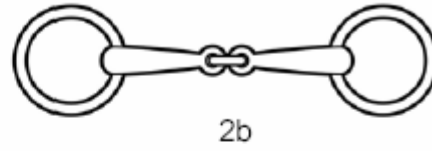
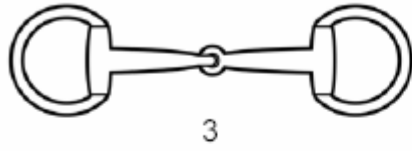
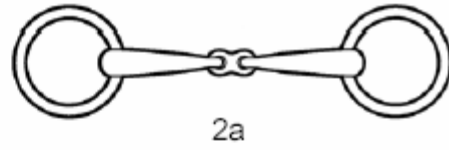
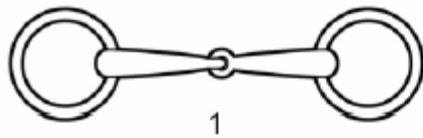
12



14

2. Various snaffle bridle bits:

1. Loose ring snaffle.
- 2.a,b,c Snaffle with jointed mouthpiece where middle piece should be rounded.
3. Egg-butt snaffle.
4. Racing snaffle D-ring.
5. Egg-butt snaffle with cheeks.
6. Loose ring snaffle with cheeks (Fulmer).
7. Snaffle with upper cheeks only.
8. Hanging cheek snaffle.
9. Straight bar snaffle.
10. Snaffle with rotating mouthpiece



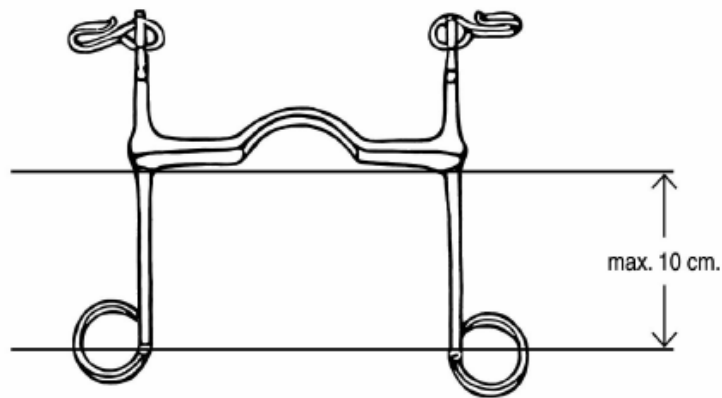


Figure 2. Correct bit measurement. The lever arm of the curb bit must not exceed 10 cm. (length below the mouthpiece). If the curb has a sliding mouthpiece, the lever arm of the curb bit below the mouthpiece must not measure more than 10 cm. when the mouthpiece is at the uppermost position. *BOD 1/19/03 Effective 1/30/03*


PERMITTED NOSEBANDS *BOD 1/19/03*
Effective 1/30/03

Double bridle with cavesson noseband, bridoon bit and curb with curb chain

1. Dropped noseband



2. Cavesson noseband



3. Flash noseband



4. Crossed noseband



NOTE: Mexican and crescent nosebands are not allowed in FEI 5 and 6 yr old classes.

1, 3 and 4 are not permitted when a double bridle is used.

How to properly check Dressage bits.

The process of checking bits must be done carefully and professionally. Safety, comfort, and cleanliness are all important. While inspection of saddlery by the ring steward is conducted immediately as the horse leaves the arena, there may well be instances where the Dressage Technical Delegate or ring steward needs to check equipment in the warm-up areas at a competition. No matter where or when the inspection is done, the checking of the bridle must be done with the greatest caution, as some horses are very touchy and sensitive about their mouths. The bit inspector must use a new disposable surgical glove for each horse. Calipers or other measuring devices should be cleaned between each use with a non caustic disinfectant.

Approach the horse quietly, ALWAYS inform the rider of your intent and ask them to loosen the noseband if necessary. Vary your pattern of which side of the bit you check and sometimes check both sides if you are not certain of the configuration.


Diameter of bit is measured at the rings or cheeks of the mouthpiece.



EXAMPLES OF VARIOUS EQUIPMENT – LEGAL and ILLEGAL



Right: This bit is NOT LEGAL due to the grooves cut into the mouthpiece. All bits must be smooth.



This synthetic bit is NOT LEGAL due to the roller covering the joint.



Examples of bit guards. Bit guards are NOT LEGAL in either the warm-up area or the competition



No matter what brand, rein attachments similar to those pictured are NOT LEGAL.



Complete reins that include the elastic section ARE permitted.

The difference is that this is a complete rein, not an attachment to the rein. A rein is a continuous, uninterrupted strap or line from the bridle bit to the hand. Rein additions or attachments are not permitted.



This bridoon bit is NOT LEGAL as it does not meet the minimum 1 cm thickness requirement and the mouthpiece is triangular in shape.



Snaffle bit with rotating mouthpiece. This snaffle bit is LEGAL in Dressage.



Snaffle bit with double-jointed mouthpiece. This snaffle bit is LEGAL in Dressage.



This single-jointed snaffle mouthpiece is LEGAL to use in dressage.



Snaffle bit with copper inlaid mouthpiece. This snaffle bit is LEGAL in Dressage as long as the inlay is smooth and solid.



Double jointed snaffle bit with copper roller and hinges. This bit is NOT LEGAL for dressage.



Variation of the Baucher bit; LEGAL for dressage.



Snaffle mouthpiece with a port;
NOT LEGAL to use in dressage.



Snaffle mouthpiece with a port;
NOT LEGAL to use in dressage.



This snaffle mouthpiece is wire-wrapped and is NOT LEGAL to use in dressage.



This snaffle mouthpiece is hinged and is NOT LEGAL to use in dressage.



This snaffle mouthpiece is not solid and is NOT LEGAL to use in dressage.



This snaffle mouthpiece is twisted and is NOT LEGAL to use in dressage.