



**FEI**<sup>™</sup>

**EVENTING**

# 2025 National Statistics

*The following NFs did not provide the 2025 data:*

*ARG, ESA, GUA, IND, NZL, THA, UKR, URU, VEN*

The full National Statistics will be published on the FEI website:

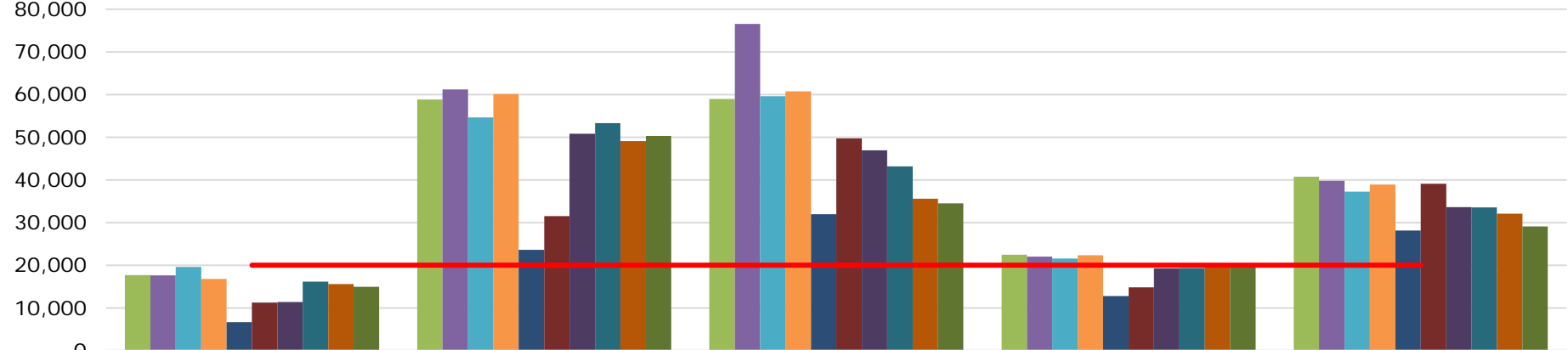
[Eventing / Risk Management / Seminars 2025-2026](#)

27 January 2026

FEI 20,045  
in 2025

# Number of starters

## NFs with more than 6,500 starters in 2025

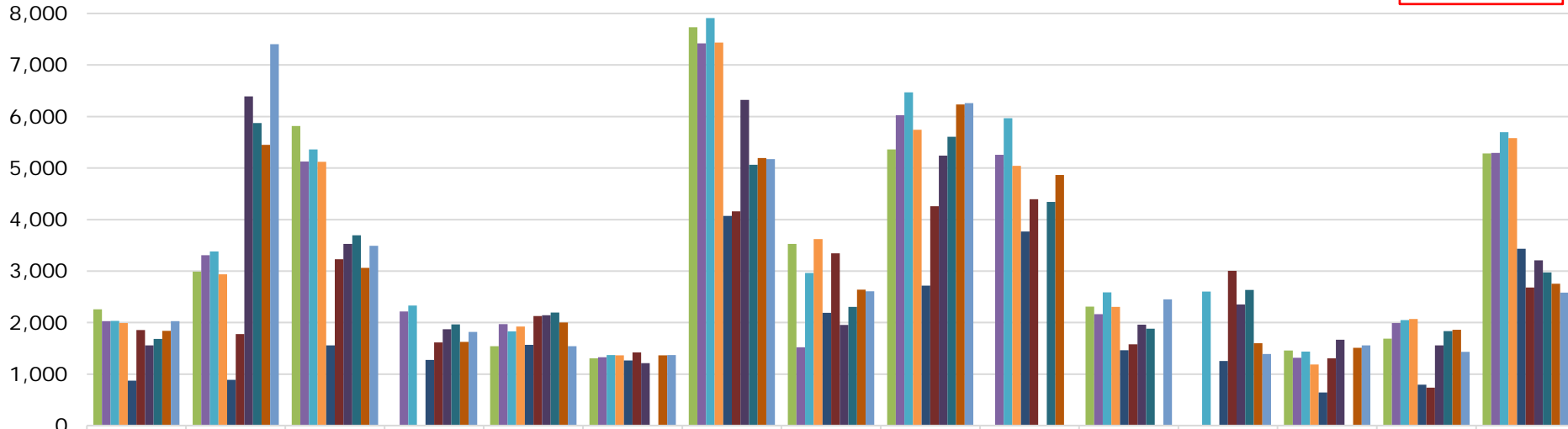


	AUS	FRA	GBR	GER	USA
2016	17,714	58,861	58,964	22,486	40,785
2017	17,650	61,197	76,565	22,011	39,812
2018	19,605	54,623	59,585	21,566	37,280
2019	16,839	60,123	60,716	22,335	38,885
2020	6,679	23,657	31,982	12,777	28,153
2021	11,259	31,549	49,757	14,865	39,126
2022	11,382	50,785	46,929	19,272	33,601
2023	16,179	53,275	43,178	19,344	33,550
2024	15,627	49,078	35,596	19,555	32,066
2025	14,979	50,332	34,495	20,446	29,102
FEI	20,045	20,045	20,045	20,045	20,045

# Number of starters

## NFs with more than 1,000 starters in 2025

FEI 20,045  
in 2025

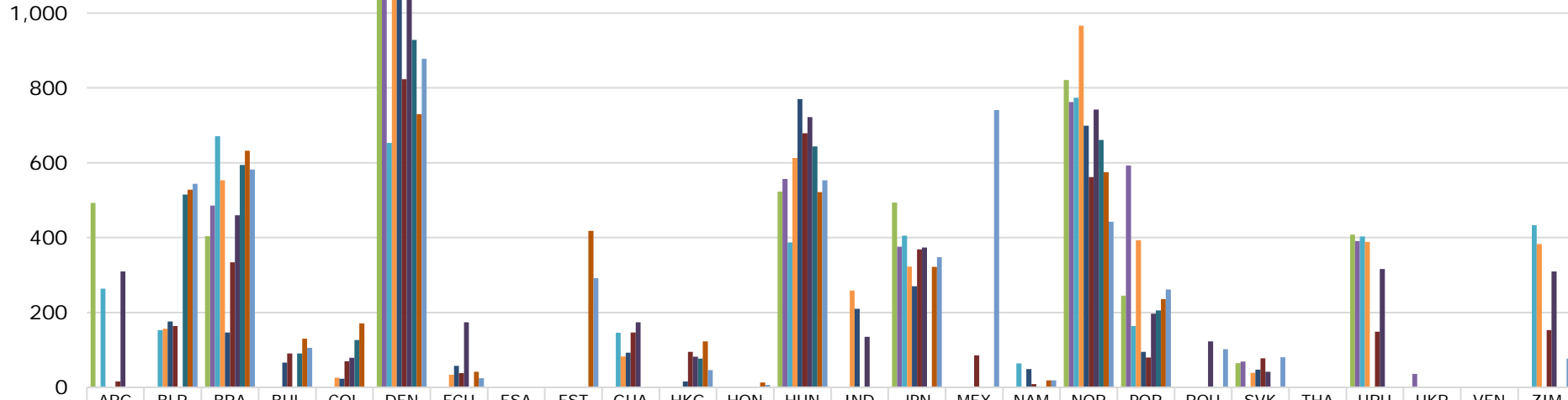


	AUT	BEL	CAN	CZE	ESP	FIN	IRL	ITA	NED	NZL	POL	RSA	RUS	SUI	SWE
2016	2,256	2,988	5,817		1,544	1,306	7,731	3,525	5,359		2,312		1,458	1,691	5,284
2017	2,028	3,308	5,124	2,218	1,973	1,327	7,418	1,522	6,023	5,256	2,165		1,318	1,991	5,295
2018	2,035	3,381	5,360	2,333	1,830	1,369	7,909	2,962	6,469	5,967	2,588	2,604	1,436	2,048	5,693
2019	1,994	2,939	5,120		1,925	1,363	7,432	3,620	5,742	5,040	2,306		1,188	2,072	5,579
2020	876	892	1,557	1,276	1,567	1,265	4,069	2,188	2,718	3,770	1,467	1,255	646	794	3,436
2021	1,856	1,779	3,232	1,617	2,127	1,421	4,158	3,343	4,260	4,392	1,579	3,006	1,307	737	2,682
2022	1,557	6,390	3,527	1,873	2,143	1,212	6,321	1,954	5,240		1,961	2,350	1,667	1,557	3,208
2023	1,684	5,873	3,692	1,965	2,195		5,063	2,307	5,604	4,340	1,880	2,634		1,836	2,973
2024	1,841	5,451	3,063	1,628	2,001	1,366	5,192	2,641	6,232	4,863		1,600	1,511	1,862	2,755
2025	2,031	7,401	3,489	1,820	1,544	1,369	5,175	2,607	6,258		2,452	1,390	1,559	1,432	2,581

# Number of starters

## NFs with less than 1,000 starters in 2025

FEI 20,045  
in 2025

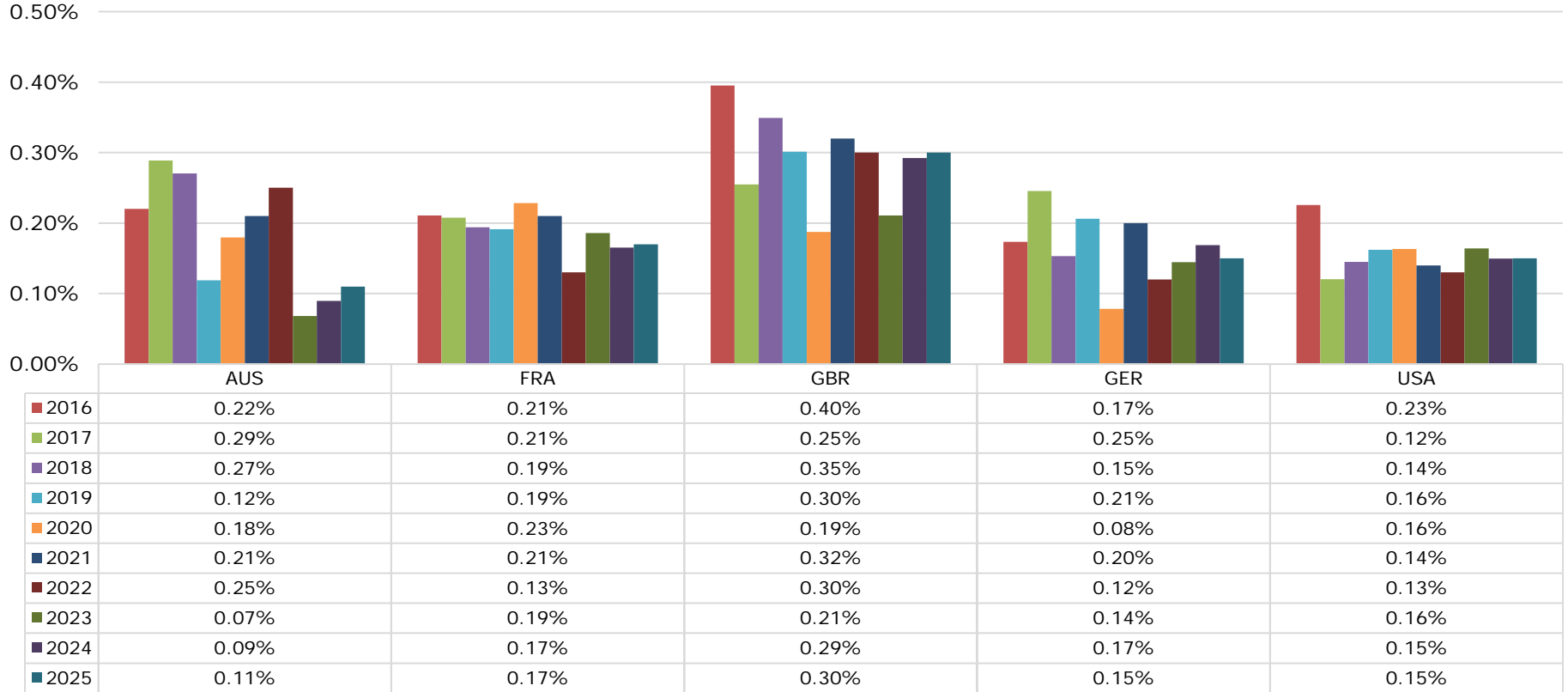


	ARG	BLR	BRA	BUL	COL	DEN	ECU	ESA	EST	GUA	HKG	HON	HUN	IND	JPN	MEX	NAM	NOR	POR	ROU	SVK	THA	URU	UKR	VEN	ZIM
2016	493		404			1,956		0					523		494			821	245		65		408			
2017			486			1,568							557		376			762	593		69		391	36		
2018	264	153	671			653				146			387		405		64	774	164				403			433
2019		157	553		26	1,651	34			83			613	259	323			966	393		39		389			383
2020	0	176	147	66	23	1,135	58	0		93	16	0	770	210	270	0	49	699	95		48	0	0		0	
2021	16	164	334	91	70	823	38			147	95	0	679		369	86	9	562	80		78	0	149		0	153
2022	310	0	460	0	79	1,048	174	0		174	82	0	722	135	374		0	742	197	123	42	0	316	0	0	310
2023		515	594	91	127	928					77		644					661	206							
2024		528	632	130	171	730	42		418		123	13	522		322		19	575	236							
2025		544	582	106		878	25		292		46	7	553		348	741	19	443	262	102	81					77

# Horse falls (as a percentage of starters)

NFs with more than 6,500 starters in 2025

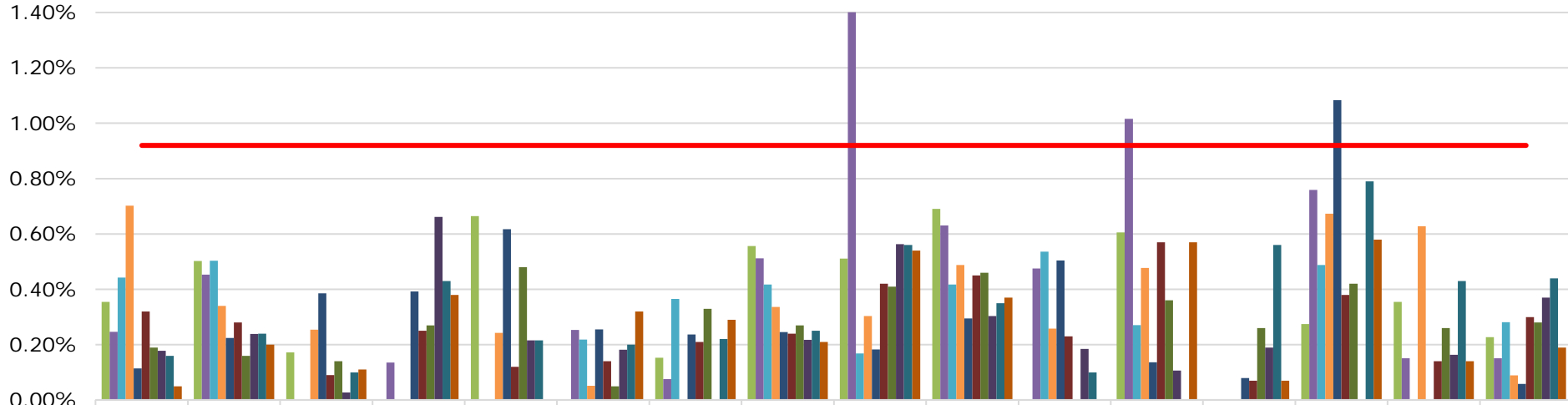
FEI 0.92%  
in 2025



# Horse falls (as a percentage of starters)

NFs with less than 6,500 but more than 1,000 starters in 2025

FEI 0.92%  
in 2025



	AUT	BEL	CAN	CZE	DEN	ESP	FIN	IRL	ITA	NED	NZL	POL	RSA	RUS	SUI	SWE
2016	0.35%	0.50%	0.17%	0.00%	0.66%	0.00%	0.15%	0.56%	0.51%	0.69%	0.00%	0.61%	0.00%	0.27%	0.35%	0.23%
2017	0.25%	0.45%	0.00%	0.14%	0.00%	0.25%	0.08%	0.51%	1.91%	0.63%	0.48%	1.02%	0.00%	0.76%	0.15%	0.15%
2018	0.44%	0.50%	0.00%	0.00%	0.00%	0.22%	0.37%	0.42%	0.17%	0.42%	0.54%	0.27%	0.00%	0.49%	0.00%	0.28%
2019	0.70%	0.34%	0.25%	0.00%	0.24%	0.05%	0.00%	0.34%	0.30%	0.49%	0.26%	0.48%	0.00%	0.67%	0.63%	0.09%
2020	0.11%	0.22%	0.39%	0.39%	0.62%	0.26%	0.24%	0.25%	0.18%	0.29%	0.50%	0.14%	0.08%	1.08%	0.00%	0.06%
2021	0.32%	0.28%	0.09%	0.25%	0.12%	0.14%	0.21%	0.24%	0.42%	0.45%	0.23%	0.57%	0.07%	0.38%	0.14%	0.30%
2022	0.19%	0.16%	0.14%	0.27%	0.48%	0.05%	0.33%	0.27%	0.41%	0.46%	0.00%	0.36%	0.26%	0.42%	0.26%	0.28%
2023	0.18%	0.24%	0.03%	0.66%	0.22%	0.18%		0.22%	0.56%	0.30%	0.18%	0.11%	0.19%		0.16%	0.37%
2024	0.16%	0.24%	0.10%	0.43%	0.22%	0.20%	0.22%	0.25%	0.56%	0.35%	0.10%		0.56%	0.79%	0.43%	0.44%
2025	0.05%	0.20%	0.11%	0.38%	0.00%	0.32%	0.29%	0.21%	0.54%	0.37%		0.57%	0.07%	0.58%	0.14%	0.19%
FEI	0.92%	0.92%	0.92%	0.92%	0.92%	0.92%	0.92%	0.92%	0.92%	0.92%	0.92%	0.92%	0.92%	0.92%	0.92%	0.92%

# Horse falls (as a percentage of starters)

NFs with less than 1,000 starters in 2025

FEI 0.92%  
in 2025

1.20%

0.80%

0.40%

0.00%

	ARG	BLR	BRA	BUL	COL	ECU	ESA	EST	GUA	HKG	HON	HUN	IND	JPN	MEX	NAM	NOR	POR	ROU	SVK	THA	URU	VEN	ZIM
2016	0.81%	0.00%	0.25%	0.00%	0.00%	0.00%	0.00%		0.00%	0.00%	0.00%	0.76%	0.00%	0.00%	0.00%	0.00%	0.49%	0.00%		1.54%	0.00%	0.00%	0.00%	
2017	0.00%	0.00%	0.00%	0.00%	0.00%	0.00%	0.00%		0.00%	0.00%	0.00%	0.72%	0.00%	0.80%	0.00%	0.00%	0.66%	0.00%		0.00%	0.00%	0.26%	0.00%	
2018	0.00%	0.65%	0.30%	0.00%	0.00%	0.00%	0.00%		2.05%	0.00%	0.00%	1.03%	0.00%	0.00%	0.00%	0.00%	0.26%	0.00%		0.00%	0.00%	0.25%	0.00%	
2019	0.00%	1.91%	0.36%	0.00%	0.00%	0.00%	0.00%		0.00%	0.00%	0.00%	0.98%	0.39%	0.00%	0.00%	0.00%	0.31%	0.00%		0.00%	0.00%	0.77%	0.00%	0
2020	0.00%	0.00%	1.36%	0.00%	0.00%	0.00%	0.00%		0.00%	0.00%	0.00%	0.39%	0.00%	0.00%	0.00%	0.00%	0.43%	0.00%		0.00%	0.00%	0.00%	0.00%	
2021	6.25%	0.00%	0.90%	0.00%	0.00%	0.00%	0.00%		0.00%	0.00%	0.00%	0.88%		0.81%	0.00%	0.00%	0.00%	0.00%		0.00%	0.00%	0.67%	0.00%	0
2022	0.65%		1.09%	0.00%	2.53%	0.00%			0.00%	0.00%		0.14%	0.74%	0.00%			0.27%	0.00%	0.00%	0.00%		0.63%		0.32%
2023		0.58%	1.01%	0.00%	0.79%					0.00%		0.31%					0.45%	0.00%						
2024		0.38%	0.79%	0.00%	0.58%	2.38%		1.44%		0.00%	0.00%	0.38%		0.31%		5.26%	0.35%	0.00%						
2025		0.55%	0.52%	0.00%	2.52%	0.00%		0.00%		0.00%	0.00%	0.18%		0.00%	0.00%	5.26%	0.45%	0.00%	0.00%	0.00%				0.00%
FEI	0.92%	0.92%	0.92%	0.92%	0.92%	0.92%	0.92%	0.92%	0.92%	0.92%	0.92%	0.92%	0.92%	0.92%	0.92%	0.92%	0.92%	0.92%	0.92%	0.92%	0.92%	0.92%	0.92%	0.92%



# National Statistics

We encourage National Federations to publish annual National Statistics on their website.



**Thank you ! Any questions?**