

CHAPTER EQ EQUITATION DIVISION

SUBCHAPTER EQ-1 REGULATIONS FOR ALL SEATS

EQ100 Definition

EQ101 Eligibility

EQ102 Judging

SUBCHAPTER EQ-2 HUNTER/JUMPING SEAT EQUITATION SECTION

EQ103 Eligibility to Compete

EQ104 Position

EQ105 Appointments

EQ106 Conduct

EQ107 Class Routine

EQ108 Course Requirements

EQ109 Course Designers

EQ110 Requirements for Specific Classes

EQ111 USHJA Zone, Regional and National Championships

EQ112 Tests From Which Judges Must Choose

SUBCHAPTER EQ-3 SADDLE SEAT EQUITATION SECTION

EQ113 Position

EQ114 Appointments

EQ115 Conduct

EQ116 Class Routine

EQ117 Requirements for Specific Classes

EQ118 Tests

EQ119 U.S. Saddle Seat World Cup Selection Trials

EQ120 Saddle Seat World Cup Competition

SUBCHAPTER EQ-4 WESTERN SEAT EQUITATION, REINING SEAT EQUITATION AND WESTERN HORSEMANSHIP SECTION

(See Western Rules, Chapter WS)

EQ121 General

EQ122 Position

EQ123 Appointments

EQ124 Conduct

EQ125 Western Seat Equitation

EQ126 Western Horsemanship

EQ127 Reining Seat Equitation

EQ128 Requirements for Specific Classes

EQ129 Tests from Which Judges Must Choose

CHAPTER EQ EQUITATION DIVISION

SUBCHAPTER EQ-1 REGULATIONS FOR ALL SEATS

EQ100 Definition

The Equitation Division is divided into three sections: Hunter/Jumping, Saddle and Western Seats. Judges officiating these sections shall be licensed accordingly unless permitted in the rules of the specific Equitation Finals (Exception: GR1004). Separate classes can be offered for boys and girls; different age limits; or ribbons won. Dressage Seat Equitation is exempted from the requirements of Chapter EQ. For Dressage Seat Equitation, see DR133.

EQ101 Eligibility

1. Riders in classes for junior exhibitors cannot have reached their 18th birthday in accordance with GR128, however competitions are encouraged to offer Adult Equitation classes for amateur riders who have reached their 18th birthday.
2. In Equitation classes only the rider is being judged, therefore, any horse that is suitable for a particular style of riding (i.e., Hunter/Jumping Seat, Saddle Seat or Western/Reining Seat) and is capable of performing the required class routine is acceptable. *Performing in Saddle Seat Equitation the gaits of the class are the walk, trot, and canter to be shown both ways of the ring, correct diagonals and leads to count. For five gaited division a slow gait and rack will be added to the class gaits. BOD 1/20/18 Effective 12/1/18*
3. Stallions are prohibited. (Exception: USEF Talent Search Class/Finals; Hunter/Jumping Seat Equitation classes restricted to adults; classes restricted to a breed if division rules for the breed of horse ridden permit their use for juniors, and if the division rules for the breed of horse ridden permit juniors to ride stallions).
4. Any rider competing and or riding anywhere on the competition grounds with their stirrup, stirrup leather, fender, or foot tied and/or secured in any manner will be eliminated from the entire competition. The steward will note the trainer name(s) on the steward's report, and further disciplinary actions may be taken by the Federation.
5. Management shall not permit an animal to compete in any equitation class restricted to ponies or in any class where the pony's height is a qualifying factor unless the person presenting the animal is in possession of a measurement card issued by the Federation or a copy of a valid measurement form.

EQ102 Judging

1. SOUNDNESS. Unsoundness does not penalize a competitor unless it is sufficiently severe to impair the required performance. In such cases, the imposition of a penalty is at the judge's discretion. (Exception: Hunter/Jumping Seat Equitation classes held at Hunter Jumper Competitions where, in a case of unsoundness sufficiently severe to impair the required performance, the judge(s) must eliminate the competitor from that class and inform the competition manager, who in conjunction with the Official Veterinarian and the Steward, will evaluate disqualifying the horse from further participation in the competition.)
2. Any rider not having his mount under sufficient control will be dismissed from the ring and disqualified from that class.
3. Riders must remain on the same mount throughout all phases of a class until the judge requests a change.
4. No rider can be asked to perform a test on another horse before he has performed the same test on his own.
5. Attendants are not allowed in the ring except at the request of judge(s).
6. When additional tests are desired, the judges' instructions to riders are publicly announced. It is suggested that the judge go over these instructions with the announcer immediately before they are announced to assure mutual understanding of the wording. For testing in Hunter Seat Finals, when riders are called back collectively into the ring without their trainers, they may be given a copy of the course. If the judge desires, the test may be written on the course diagram.
7. Judges cannot confer with riders individually during the line-up. (Exception: Verbal testing).

8. At Federation licensed hunter and/or jumper competitions, judges may not adjudicate from the same location as the starter, or from a place where competitors and/or trainers are permitted to congregate.
9. ELIMINATIONS.
 - a. If eliminations for a class are separated from the final phase, the performance in each phase has equal consideration unless otherwise specified in the prize list or class specifications. (Exception: ASPCA Horsemanship Finals.)
 - b. The final phase will be conducted in the same manner as the elimination except a different course can be used in the Hunter/Jumping Seat classes and different tests can be used in all classes.
 - c. If a posted workout is to be used at a later time it should be publicly announced and should be posted near the in-gate before the workout is called.
10. In Open Equitation and Medal Classes, horses may not be ridden by more than one rider per class or section of the class. (Exception: Saddle Seat Equitation and Tests requiring a change of horses.)
11. In a work-off a rider may not jump or be required to jump any fence that is not in the original course, except verticals included in the original course may be jumped in the opposite direction provided the ground lines are correct. Jumps must be jumped in the original direction unless otherwise specified.

SUBCHAPTER EQ-2 HUNTER/JUMPING SEAT EQUITATION SECTION.

WHEN A SUBJECT IS NOT ADDRESSED IN THESE RULES, IT MUST BE ADDRESSED BY THE APPROPRIATE COMMITTEE AND THAT COMMITTEE'S INTERPRETATION WILL STAND AS THE RULE UNTIL THE NEXT YEAR WHEN AN APPROPRIATE RULE CHANGE WILL BE SUBMITTED.

EQ103 Eligibility to Compete

1. In order to compete in any Hunter/Jumping Seat Equitation classes at licensed competitions as an exhibitor, rider, trainer, or his/her agent(s), a person must be an Active member of the United States Hunter Jumper Association, Inc., or pay a Show Pass fee to the United States Hunter Jumper Association, Inc. Exception: Local Competitions and exceptions listed in GR901.9. Exception: Breed restricted Hunter/Jumping Seat Equitation classes.
2. USHJA Horse Registrations.
 - a. All horses competing in Federation licensed and/or USHJA sanctioned competitions with Hunter, Hunter Breeding, Jumper and Hunter/Jumping Seat Equitation classes not restricted by breed must be properly identified in accordance with GR1101, and must also be registered with USHJA (See GR1101.1). The USEF/USHJA registration number for each horse must be entered on all entry forms for licensed competitions.
 - b. Applications for USHJA Registration can be completed online at ushja.org or usef.org using the USEF Horse Registration application form. This form is also available from the USHJA or Federation office, as a download from the USHJA or Federation website or from competition management. Competition management is responsible for notifying exhibitors of this requirement in their prize list.
- 3.1 In addition to the provisions of EQ103.2, on or after December 1, 2017, all horses competing in classes that require USHJA horse registration must provide a microchip number that verifies their animal's identity in order to compete for points, money won or be eligible for Federation and/or USHJA programs and awards where horses are required to be recorded or registered.
- 3.2 A microchip used to verify identity must be a fifteen digit ISO compliant 11784/11785 chip and be implanted in the nuchal ligament of the animal.
- 3.3 For classes that require age verification, age can be verified only through the following identification documents:
 - a. registration papers, **Certificate of Pedigree** or passport issued by a **breed or sport horse registry approved by the Federation.**
 - b. **Horse Identification Document issued by a breed or sport horse registry approved by the Federation that states the registered name of the horse, the registration number of the horse, and age of the horse. BOD 11/12/18**


Effective 12/1/18

3.4 This rule will have a transition period from December 1, 2017 to November 30, 2018. During this period, animals that are not in compliance with this rule will not receive points or be eligible for Federation and/or USHJA programs and awards. After this period, all horses that are competing in classes which require USHJA registration which are not microchipped will be ineligible to compete in Federation licensed competitions.

4. Adults can ride ponies in Adult Hunter/Jumping Seat Equitation classes, suitability to count; however, these ponies cannot cross enter into any rated Pony Hunter sections (i.e., Children's Hunter Pony, Green Pony Hunter, Regular Pony Hunter), or in WIHS Pony Equitation or USEF Pony Medal classes held at the same competition. See also HU101

EQ104 Position

1. General. Rider should have a workmanlike appearance, seat and hands light and supple, conveying the impression of complete control should any emergency arise. Exhibitors may ride side saddle in Adult Equitation classes but not in classes restricted to Juniors.
2. Hands. Hands should be over and in front of horse's withers, knuckles thirty degrees inside the vertical, hands slightly apart and making a straight line from horse's mouth to rider's elbow. Bight of reins may fall on either side. However, all reins must be picked up at the same time. When using two reins, the snaffle rein should be on the outside while the curb rein is on the inside.
3. Basic Position. The eyes should be up and shoulders back. Toes should be at an angle best suited to rider's conformation: ankles flexed in, heels down, calf of leg in contact with horse and slightly behind girth. Iron should be on the ball of the foot and must not be tied to the girth.
4. Position in Motion. At the walk, sitting trot and canter, body should be a couple of degrees in front of the vertical; posting trot, inclined forward; galloping and jumping, same inclination as the posting trot.
5. Mounting and Dismounting. To mount, take up reins in left hand and place hand on withers. Grasp stirrup leather with right hand and insert left foot in stirrup, toe in girth and mount. To dismount, rider may either step down or slide down. The size of rider must be taken into consideration.



EQ105 Appointments

1. Protective headgear. All riders must wear protective headgear. See GR801.2. While competing in a class, if a rider's

- chin strap becomes unfastened, the rider may stop, re-fasten the chin strap and continue his/her performance without penalty or elimination. A judge may, but is not required, to stop a rider and ask them to refasten a chin strap which has become unfastened, again without penalty to the rider. Headgear must be free from non-traditional adornment.
2. Attire. Riders are required to wear conservatively colored coats (black, blue, green, grey or brown) which are free from adornment which in the judge's opinion is overly distracting. Shirts must have a choker, similar collar or tie. Breeches may be buff, canary, tan, rust or white.
 3. Spurs, crops or bats are optional but if used must be a conservative color.
 4. Inappropriate attire. When management permits Hunter/Jumping Seat Equitation riders to ride without jackets, riders must wear traditional, short, or long-sleeved riding shirts with chokers or ties. Polo shirts and full chaps are not permitted except in unjudged warm-up classes. Management or Judge may eliminate an exhibitor who is inappropriately attired.
 5. Tack. Judges may penalize but not eliminate a horse or pony that competes in unconventional tack. Judges must eliminate a horse or pony that competes in illegal tack.
 - a. Hunter Seat Equitation:
 1. Legal bits include snaffles, pelhams, kimberwicks, or full bridles. Illegal bits include, but are not limited to, two rings, three rings, gags (other than the hunter gag), et cetera. Changing of bit/bridle between phases is permissible.
 2. Illegal nosebands include but are not limited to, drop, flash and figure eight nosebands.
 3. Martingales are permitted in classes over obstacles and in the jumping phase of classes requiring both jumping and flat work. Martingales are not permitted on the flat in any class or phase unless class specifications allow their use.
 - b. Jumping Seat Equitation (USEF Talent Search, WIHS Jumper Phase, USHJA Jumping Seat Medal, and any class specifically designated as a Jumping Seat Equitation class):
 1. Legal bits include snaffles, pelhams, gags, kimberwicks, and two or three ring bits. Full bridles may be used. Any other bits (including but not limited to hackamores, etc.) are prohibited. Changing of bit/bridle between phases is permissible.
 2. Legal nosebands include leather cavesson, flash, drop and figure eight.
 3. Martingales are not permitted on the flat in any class or phase unless class specifications allow their use. Running Martingales used in the conventional manner are legal in the over fences phase only. Standing martingales, German martingales, draw reins, or restricted martingales are prohibited in all phases.
 4. Bit converters may be used.
 5. Blinkers are prohibited.
 - c. Boots and conservative colored bandages are permitted on the legs only. An entry will be eliminated for competing with a belly band, or a wrap or bandage anywhere other than the horse's legs. The total maximum weight of equipment allowed to be added to a horse's leg, front or hind (single or multiple boots, fetlock rings, etc.) is 500 grams or 17.637 ounces (shoe excluded). (See JP111.4)
 - d. Type of saddle is optional.
 - e. Nose nets are permitted.
 6. When showing in the Hunter/Jumping Seat Equitation section it is recommended that riders use traditional stainless steel stirrup irons that promote proper position of the foot in the iron as well as a correct leg position. It is further recommended that riders use stirrup irons that allow judges a clear and unobstructed view of the position of the foot in the stirrup. Judges may not eliminate a rider for using a particular style of stirrup iron. (Exception: see EQ101.4)
 7. Electronic Communication Devices.
 - a. No mounted exhibitor may wear or carry an electronic communication device (i.e., cellular telephone, pager, walkie talkie, etc.) while in the competition ring. The penalty for wearing or carrying a forbidden device if

- observed by the judge may be elimination from the class during which the device was worn or carried.
- b. Electronic communication devices used for purposes of coaching, etc., between competitors and individuals outside the ring shall be prohibited in all classes.
 - c. Exhibitors who have a chronic condition may apply for a Presidential Modification exempting them from the provisions of this rule in accordance with GR153. Riders may not use these devices in over fences classes.
 - d. An exhibitor who has a chronic condition and has previously been granted at least one annual presidential modification related to the condition, may submit an application for approval of a special three-year presidential modification related to the same condition. The application must be accompanied by sufficient supporting documentation that the condition is unlikely to improve during the three-year period.

EQ106 Conduct

(See GR1210.1a -.1e)

- 1. Classes for junior and senior riders can be combined.
- 2. When entries warrant, it is recommended that competitions restrict Maiden, Novice, Limit and Intermediate riders to their respective categories.
- 3. DIVISION OF CLASSES. In Hunter/Jumping Seat, if there are 40 or more entries at the beginning of the class, it may be divided and run as two separate sections. All classes with 50 or more entries at the beginning of the class must be divided and run as two separate sections with separate trophies and ribbons; for Hunter/Jumping Seat, a "California split" method, as defined in HU158, must be used if the class requires numerical scores. (Exception: Regional and National Equitation Finals and all Equitation Classics)
- 4. MONEY PRIZES. In Equitation classes the rider is the competitor and wins the award. Offering of prize money in Equitation classes for junior exhibitors and amateurs is forbidden. (Exception: Scholarship funds may be awarded. However, these funds must be disbursed directly to the institution upon proof of enrollment by the awarded recipient.)
- 5. RIBBONS. In Hunter/Jumping Seat Equitation classes a minimum of six ribbons must be awarded but no more than ten ribbons are required.
- 6. NUMBERS. Numbers must be worn on the rider's back and must be clearly visible at all times when in competition.
- 7. Attention getting devices and/or other noisemakers (including but not limited to tape measures, blow horns, altered bamboo poles, etc.) are not allowed in and around the make up/schooling/warm-up and competition rings during scheduled competition sessions. Use of explosives and fire extinguishers by or for exhibitors/competitors (except in the case of fire) is not allowed on competition grounds at any time. (See also GR839.4j)
- 8. CHAMPIONSHIPS. Championships in the Hunter/Jumping Seat Equitation division may be offered on a competitive basis or based on points. Only Championships awarded based on points will count for Zone HOTY points.
 - a. Championships awarded on a competitive basis:
 - 1. Can be held as a free post entry class open to any designated number of place winners in the Hunter Seat section (minimum of two) except Maiden, Novice and Limit classes;
 - 2. Can be held as an Open class with advance entries for riders who have competed in at least one other class in the Hunter/Jumping Seat division. To be shown over a minimum of six jumps not to exceed 3'6". Wings can be no wider than 36". Judges can require additional tests; or
 - 3. All judges officiating in classes stated to qualify for the Champion and Reserve can confer and designate a first or second place winner on the basis of performance in these classes. Riders can be required to work-off at judge's discretion using only those tests permitted under EQ112.
 - b. Championships awarded based on points:
 - 1. A Championship may not be offered in a section unless a minimum of two Over Fences classes and one Flat class are held. A Championship will not count for points unless a minimum of three entries compete in at

least two over fences classes and one flat class. If a competition offers more than one Flat class in any one section, only one will count toward the Championship. The prize list must specify the class to count.

2. All classes counting toward a Championship will count equally when calculating.

EQ107 Class Routine

1. Over obstacles.

- a. The performance begins when the horse enters the ring.
- b. Each competitor's round will be scored on the rider's performance.
- c. Each competitor may circle once before approaching the first obstacle. He then proceeds around the course keeping an even pace throughout.
- d. If a refusal occurs in a double or triple, competitors must re-jump all obstacles in the combination.
- e. The judge will determine a base score for each competitor's performance. A knock down penalty of four (4) points per rail will be deducted from the base score.
- f. In classes with a time allowed, a one (1) point deduction per second over the time allowed will be deducted from the base score.
- g. The following constitute major faults:
 1. A refusal.
 2. Trotting on course when not part of a test.
 3. Crossing your track; A track is established once a horse has landed from a fence or completes a required test and follows the horse until the consecutive fence is jumped or the next test is executed. Upon completion of each consecutive fence or performance of the next test, the track is erased. Crossing a track between obstacles and/or required tests shall constitute a disobedience and will be penalized by the judge(s). Exceptions:
 - a. A course diagram that requires a rider to cross his track.
 - b. Snake or multiple panel jumps that are jumped consecutively
- h. The following constitute faults at the judge's discretion:
 1. A loss of stirrup(s).
 2. A loss of rein(s).
- i. An eliminated rider must leave the ring immediately. If elimination occurs during a ride-off, the competitor is placed last of all those chosen for the ride-off, but placed before any riders not participating (see EQ112). The following actions will result in elimination:
 1. Fall of horse and rider (rider shall not remount in the ring). **In the event of a fall of a horse within the competition ring at a Federation licensed Hunter, Jumper or Hunter/Jumper competition, the judge shall notify a steward, regardless of whether an EMT is called, and the steward must include the details of the incident on his report to the Federation. BOD 1/20/18 Effective 12/1/18**
 2. Three cumulative refusals. Exceptions: Riders will be eliminated after two refusals in the USEF Hunter Seat Medal Finals, USEF Pony Medal Finals, Maclay Finals, USEF Talent Search class and the WIHS Equitation Jumper phase.
 3. Off course.
 4. Trotting or cantering through the in-gate or out-gate.
- j. Any or all competitors can be called back to perform at a walk, trot and canter or to execute any appropriate tests included in class requirements (see EQ110 and EQ112). If a rider does not attempt a part of the test (e.g., fails to back, fails to halt) a score of 50 shall be given for the first occurrence. If a rider attempts the test, but encounters difficulty (e.g., loss of counter lead, breaking to the canter in front of a trot fence), up to 10 points may be deducted depending on severity, for each occurrence.

2. Flat Classes and Flat Phases.

- a. In Hunter Seat or Jumping Seat Equitation flat classes or phases, judges must work competitors in groups of twenty (20) or less.
 - b. Light contact with the horse's mouth is required.
 - c. Martingales are not permitted on the flat in any class or phase unless class specifications allow their use.
 - d. Competitors shall proceed at least once around the ring at each gait and, on command, reverse and repeat. The order to reverse can be executed by turning either toward or away from the rail. Entries then line up on command.
 - e. All tests must be on the flat.
 - f. In addition to the class requirements of EQ110 and EQ112, in Intermediate, Open Equitation classes for riders 12 years of age and older, ASPCA Maclay classes, and all USEF Hunter Seat Medal classes, riders may be asked to work collectively without stirrups.
 - g. In addition to the class requirements of EQ110 and EQ112, in Open Equitation classes for riders 12 years of age and older, ASPCA Maclay classes, and all USEF Hunter Seat Medal classes, judges may call for more advanced flatwork such as shoulder in, shoulder out, haunches in, haunches out, and changing direction collectively.
3. Outside assistance will be penalized at the judge's discretion.
 4. In cases of broken equipment or loss of shoe, the competitor must continue or be eliminated. Exception: see EQ105.1 for protective headgear.
 5. The number of competitors who complete the course will be used to determine the number of entrants for the increment system.
 6. In any two-phase equitation class, i.e. the WIHS, Maclay and the USEF Talent Search, a rider must complete both phases to be eligible for a ribbon in the overall standings. Exception: USEF Hunter Seat Medal see EQ110.5.
 7. No medal class with a national year-end finals may run concurrently with any other class or section in the same ring. Exception: Pony Medals and WIHS Equitation Hunter Phase.

EQ108 Course Requirements

See EQ110 for course requirements specific to Medal Classes

Classes must be held over at least six obstacles.

1. All obstacles must be at least 5'6" wide across the jumpable portion.
2. In Maiden, Novice, Limit and classes for 14 years and under, jumps cannot exceed 3' (or 0.90m when class specifications list fence height in metric.)
3. In Intermediate classes obstacles cannot exceed 3'3" (or 1.0m when class specifications list fence height in metric.)
4. In Open Classes and Classes for 15 to 17 years, obstacles cannot exceed 3'6" (or 1.10m when class specifications list fence height in metric) and wings are optional.
5. In Novice classes, a change of direction is required.
6. In Limit classes, a change of direction and a combination are required.
7. In Intermediate, 15 - 17 and Open classes, at least one change of direction and a combination are required.
8. Combinations are prohibited in classes restricted to riders 12 years old and under, unless required in specific Federation classes. All combinations must be numbered with a single number and the designations A and B or A, B and C on the course diagram. If only one element of a combination is being jumped, it must be the last element.
9. Verticals may be jumped in either direction provided ground lines are correct, i.e. no false ground lines.
10. It is recommended that one class in each competition be held over jumper-type obstacles to encourage interest in FEI competition and one over hunter course so that riders can be judged on their ability to establish and maintain an even hunting pace.
11. In Open Equitation classes for riders 12 years of age and older, the course must include at least two changes of direction, a combination including an oxer and 1/3 of the obstacles must be oxers. In addition, all courses must

include at least three of the following:

- a. Bending Line
- b. Narrow Jump (5'6"-8')
- c. Roll-back Turn
- d. Fence at the end of the ring
- e. Long approach to a single jump

- 12. If an option fence is used, a rider may choose to jump either fence. If the horse stops at one of the options, the rider is scored with a refusal and if the fence is dislodged must wait for the fence to be reset, but may then jump either option.
- 13. The top element of all obstacles must be securely placed so that a slight rub will not cause a knockdown. If a breakaway or safety cups are used the top cup must be the deepest cup available. A plank may not be used as the top element of a jump.
- 14. FEI approved safety mechanisms must be used in conjunction with a cup that is at least 1 ½ inches deep and at least 3 inches wide for the back rail of all oxers in the competition ring.
- 15. *The use of FEI Approved Safety Cups to support the back rails of all spread obstacles in all warm-up/schooling areas is strongly recommended; however when FEI approved safety cups are not available, cups with breakable pins, such as wooden dowels, must be used. After December 1, 2019, FEI approved safety cups will be mandatory in all warm-up/schooling areas. BOD 1/20/18 Effective 12/1/18*
- 16. Schooling Rules for all equitation classes will follow USEF Jumper Schooling Rules (see JP Appendix A) EXCEPT that Swedish Oxers (maximum 12" difference), ground lines on both sides of an oxer, tarps, coolers and liverpools are acceptable.

EQ109 Course Designers.

- 1. The licensed Hunter Course Designer, or his designated representative, must be present during all Hunter/Jumping Seat Equitation classes for which he has responsibility and must oversee the courses are properly set for the competition. Course Designer should be available to report to the judge at any time. (Exception: breed restricted competitions and open competitions with 50% or more breed specific classes.)
- 2. A minimum of an "r" license is required to officiate alone at a National or Premier licensed competition with a Hunter class offering up to \$4,999 in prize money.
- 3. A "R" license is required to officiate in any class at a National or Premier licensed competition offering \$5,000 or more in prize money.

EQ110 Requirements for Specific Classes

- 1. The following age limit classes are suggested but may vary according to local conditions:
 - a. For juniors: 14 and under, and 15-17; and
 - b. For amateurs: 18 to 35, 36 and over.
- 2. Juniors 14 and under. Tests 1-8.
- 3. Juniors 15 - 17. Tests 1-18.
- 4. Maiden, Novice, Limit, Intermediate.

Open to riders that have not won one/three/six/twelve first place ribbons respectively competing in equitation classes at Regular and Local competitions of USEF or Equine Canada.

- a. Maiden. For juniors and amateur riders who have not won 1 blue ribbon over obstacles. Test 1
- b. Novice. For juniors and amateur riders who have not won 3 blue ribbons over obstacles. Tests 1-7.
- c. Limit. For juniors and amateur riders who have not won 6 blue ribbons over obstacles. Tests 1-7.
- d. Intermediate. For juniors and amateur riders who have not won 12 blue ribbons over obstacles 3'3" or higher. Tests 1-12.

- e. Open. For juniors and amateur riders. Tests 1-17.
- f. The Maiden, Novice, Limit and Intermediate status of riders at Regular and Local Competitions is determined from the closing date of entries. Blue ribbons won in the Hunter/Jumping Seat Equitation section will not affect a rider's status in the Saddle or Stock sections, etc. Ribbons won in classes restricted to a particular breed will affect a rider's status. Ribbons won as a junior affect a rider's status when competing as an adult.
- g. Ribbons won in leadline classes and in classes where entries are not required to ride at all gaits will not affect Maiden, Novice, Limit and Intermediate status.
- h. Ribbons won in classes not to jump do not affect a rider's status in classes over jumps. However, ribbons won in classes over jumps do affect a rider's status in classes not to jump. Ribbons won in classes with less than six (6) entries do not affect a rider's status. Ribbons won in short stirrup classes and in classes over obstacles lower than 2'3" will not be counted in reckoning Maiden, Novice, Limit, Intermediate or Open status.

5. USEF HUNTER SEAT MEDAL CLASS

For full specifications and qualifying criteria see www.usef.org.

- a. Conditions Governing Competitors in USEF Hunter Seat Medal Classes
 - 1. USEF Hunter Seat Medal Classes are open to Individual Junior Members in good standing who have not reached their 18th birthday in accordance with GR128. Affiliated Members are not eligible. No credit will be given for winnings before a competitor becomes a member.
 - 2. A rider can enter USEF Hunter Seat Medal classes anywhere in the United States but the number of points to qualify for the USEF Hunter Seat Medal Final (or semi-finals if held) depends on the requirements of the rider's point state. A rider's point state shall be the state given on the rider's membership application. That address is locked on December 1 of the competition year or the first day of the rider's membership activation, whichever comes first. However, a Life member's address is always locked on December 1 of the competition year. A rider may have only one domicile which is where the rider has his permanent home and where, whenever he is absent, intends to return. The address given on the membership application must be the state where the rider is domiciled at the time of membership activation or renewal. If a rider is found not in compliance with this rule, the rider may be subject to disqualification from the USEF Hunter Seat Medal Finals. A person may apply to the Federation for permission to change their point state.
 - 3. In the USEF Hunter Seat Medal, exhibitors must qualify by the minimum number of points required by their state. Riders may compete in a total of fourteen (14) USEF Hunter Seat Medal Qualifying classes in a single qualifying period. Any rider who continues to compete after they have competed in fourteen (14) qualifying classes will no longer be eligible to compete in the USEF Hunter Seat Medal Final. (Exception: If a rider is not yet qualified for the USEF Hunter Seat Medal Final after fourteen (14) classes, that rider may continue to compete until qualified. That rider must stop competing in USEF Hunter Seat Medal Qualifying classes as soon as he or she is qualified for the USEF Hunter Seat Medal Final or he/she will no longer be eligible to compete in the USEF Hunter Seat Medal Final.) It is the rider's responsibility to calculate and know their points as well as the number of classes they have competed in.
 - a. Any rider in his or her final junior year may not compete in any qualifying classes held at a competition with a start date after August 31 of that competition year.
 - 4. The winner of a USEF Hunter Seat Medal Class Final is no longer eligible to compete in USEF Hunter Seat Medal classes.
 - 5. Qualifying procedures for USEF Hunter Seat Medal Classes and any other USEF classes listed in EQ110 will be approved by the relevant USEF Committees and breed/discipline affiliate organization. Information on qualifying procedures for each of these classes will be available on the USEF website.
 - 6. The first and second place award winners of each USHJA Zone and Regional Medal Finals, if not already qualified prior to the start of each event, shall be automatically qualified to compete at the USEF Hunter Seat Medal Finals.

b. To be shown over a course of not less than eight obstacles at 3'6" with spreads to 4' (Exception: triple bar type obstacles, maximum spread of 5') which must include one combination including an oxer and two changes of direction after the first obstacle and 1/3 of the obstacles must be oxers. A liverpool or water is prohibited in USEF Hunter Seat Medal classes including Regionals and Finals. In addition, all courses must include at least three of the following: Bending line, narrow jump (5'6"-8'), roll-back turn, fence at the end of the ring, long approach to a single jump. Two or more tests of the following number of competitors are required. In classes with three (3) who complete the course, three (3) competitors must be called back for testing. In classes with four (4) to thirty (30) who complete the course, at least the top four (4) competitors must be called back for testing. In classes with thirty-one (31) or more who complete the course, at least the top six (6) competitors must be called back for testing. Eight places must be awarded in classes with thirty-one (31) or more entries. Tests 1-17. Any exhibitor who does not participate in the testing is placed last of those exhibitors called back to test. Should more than one exhibitor fail to return for testing they will be placed at the judge's discretion. Only one rider per horse. To fill a class three (3) competitors must complete the course. For purposes of determining the number of entries for the increment system, the number of entries is determined by the number of exhibitors who completed the course in a class or section of the class. (See EQ107.5). If there are 40 or more entries at the beginning of this class, it may be divided by every other number and run as two separate sections. If there are 50 or more entries at the beginning of this class, it must be divided by every other number and run as two or more separate classes. Certificate of Compliance - At Regional I, Regional II and Local Member competitions, National medal classes must be certified by the following: A course plan showing the actual height and spread of all the fences, signed by the judge and the course designer (the steward must sign if the course designer is not present on the competition grounds) which must be provided to the steward no later than the end of the competition day on which the national medal class is held. The signed course plan must be included in the steward's report to the Federation.

c. Conditions Governing USEF Hunter Seat Medal Finals - for full rules and regulations see the USEF website.

1. On or before July 1 of each year the Federation will announce the competitions at which the Finals will be held. Even though entries for the designated competitions have closed before an individual qualifies, post entries will be accepted.
2. The Judges for the USEF Hunter Seat Medal Final are to be approved by the Federation giving consideration to the recommendation of the relevant equitation committee or task force.
3. Riders may only change mounts for the second round of the USEF Hunter Seat Medal Final in the case of illness or injury to the declared horse and must obtain approval from the USEF Hunter Seat Medal Final Committee following examination of the horse by the competition veterinarian.

6. USEF PONY MEDAL CLASS. **For full specifications and qualifying criteria see www.usef.org.**

a. **Eligibility.** Open to Junior Active Members of the Federation who have not yet reached their 18th birthday, on ponies 14.2 hands and under. No Junior over 12 years of age may compete on a small pony. No Junior over 14 years of age may compete on a medium pony.

b. **Course Requirements.**

1. To be shown over a course of not less than six obstacles 2'3" for ponies not exceeding 12.2 hands; 2'6" for ponies over 12.2 hands and not exceeding 13.2 hands; and 2'9" - 3' for ponies over 13.2 hands.
2. If distances between related fences are less than 100' (including in and outs), the distances must be adjusted for each height section. The course must include at least two changes of direction and 1/3 of the obstacles must be oxers.
3. In addition, USEF Pony Medal classes may include any of the following: bending line, narrow jump (5'6"-8'), rollback turn, fence at the end of the ring, long approach to a single jump, a combination. Two tests (1-17, excluding test 14) are required during the first round.

c. **Class Conditions.**

1. Only one rider per pony.
2. To fill a class three competitors must complete the course.
3. **Suitability of a pony to rider will be emphasized.**
4. This class may be judged as one class, with all height sections run consecutively; or management may elect to divide and pin this class in three separate sections, small, medium and large or to divide into two sections, small-medium and large or small and medium-large. In no case may sections be divided into small-large and medium. When classes are divided as outlined above an exhibitor may only ride in one section per competition.
5. The USEF Pony Medal may be run concurrently with the small, medium, and large pony division. The green pony division cannot be run with the USEF Pony Medal card open as the fence heights are not consistent. However, green ponies may jump in the USEF Pony Medal when the card is held open during the regular pony division if they so choose.
6. **If there are 50 or more entries at the beginning of this class, it must be divided by every other number and run as two separate classes.**
7. **Classes held at competitions with a start date after July 1 will count toward the next year's Final.**

d. **Rider Eligibility.**

1. A rider that has qualified for the Finals can continue to compete in qualifying classes.
 2. **Riders entered in this class cannot cross enter into a USEF Hunter Seat Medal Class at the same competition.**
 3. The winner of the Finals may no longer ride in the Finals or in qualifying classes.
 4. Riders cannot enter both the USEF Hunter Seat Medal Finals and the USEF Pony Medal Finals in the same year.
- e. Certificate of Compliance - At Regional I, Regional II and Local Member competitions, National medal classes must be certified by the following: A course plan showing the actual height and spread of all the fences, signed by the judge and the course designer (the steward must sign if the course designer is not present on the competition grounds) which must be provided to the steward no later than the end of the competition day on which the national medal class is held. The signed course plan must be included in the steward's report to the Federation.

BOD 1/20/18 Effective 12/1/18

7. **USEF ADULT EQUITATION CLASS.** Open to Amateur Senior Members of the Federation and USHJA. Application for membership and amateur certification can be made directly to the Federation, or the exhibitor can join prior to the class through the Federation Steward. Only one rider per horse. To be shown over a course of not less than eight obstacles at 3'3". The course must include one combination which includes an oxer and two changes of direction after the first obstacle. Two or more tests of the top four competitors are required. Tests 1-17. To fill a class **three** competitors must complete the course. The winner will receive an embossed certificate from the Federation. Points will count **as follows** toward the annual USEF High Point Adult Equitation Rider Award. **Classes where six (6) or more entries complete the course: 7, 5, 4, 3, 2, 1. Classes where three (3) to five (5) entries complete the course: 3, 2, 1.** If there are 50 or more entries at the beginning of this class, it must be divided by every other number and run as two separate classes. ***BOD 1/20/18 Effective 12/1/18***
8. **ASPCA HORSEMANSHIP CLASS.** Open to Junior members of USEF or Equine Canada who have not reached their 18th birthday. Rider and trainer (or coach when applicable, see GR108) must be current members of the ASPCA/NHSAA. Fees are payable online by credit card to the National Horse Show Association of America by visiting www.nhs.org and clicking the ASPCA Maclay tab at the top of the page. All contestants are required to perform over at least eight fences at 3'6" with or without wings. The course must include at least two changes of direction, a combination including an oxer, and 1/3 of the obstacles must be oxers. A liverpool or water is prohibited in ASPCA Maclay classes including Regionals and Finals. In addition, all courses must include at least three of the following: bending line, narrow jump (5'6"-8'), rollback turn, fence at the end of the ring, long approach to a single jump. Two cumulative refusals in the ASPCA Maclay Finals will result in elimination, see EQ107.1. A minimum of twelve riders,

if available, are required to show at a walk, trot and canter. To be judged on seat, hands, guidance and control of horse. The Under Saddle performance of those riders selected to show under saddle shall count 50%. Only one rider per horse. USEF Tests 1-17. To fill a class three (3) competitors must complete the course. If 50 or more entries are received the class must be divided by every other number and run as two separate classes. Certificate of Compliance - At Regional I, Regional II and Local Member competitions, National medal classes must be certified by the following: A course plan showing the actual height and spread of all the fences, signed by the judge and the course designer (the steward must sign if the course designer is not present on the competition grounds) which must be provided to the steward no later than the end of the competition day on which the national medal class is held. The signed course plan must be included in the steward's report to the Federation.

a. For the point and qualifying system, see the Federation website at www.usef.org and the National Horse Show website at www.nhs.org. Point system will be set no later than fifteen (15) days prior to the start of the qualifying period.

Riders may compete in a total of fourteen (14) ASPCA Maclay classes in a single qualifying period. Any rider who continues to compete after they have competed in fourteen (14) qualifying classes will no longer be eligible to compete in the ASPCA Maclay Regional Finals. (Exception: If a rider is not yet qualified for the ASPCA Maclay Regional Final of their official USEF state of residence after fourteen (14) classes, that rider may continue to compete until qualified for that Region. However, upon qualifying, that rider must stop competing in Maclay classes or they will no longer be eligible to compete in any ASPCA Maclay Regional Finals.) If a rider submits a Change of Region form requesting to compete in a Region that requires a higher number of points to qualify, that rider may continue to compete until qualified for the newly declared ASPCA Maclay Regional Finals. It is the rider's responsibility to calculate and know their points as well as the number of classes in which they have competed. For complete details on application to offer this class, as well as instructions on submitting results, competition management should contact the National Horse Show. See the National Horse Show website at www.nhs.org for contact information. Classes held at competitions with a start date after August 31 will count toward the next year's finals. Any rider in his final junior year may not compete in any qualifying classes held at a competition with a start date after August 31 of that competition year.

9. USEF SHOW JUMPING TALENT SEARCH CLASS, a test of the abilities of an individual as a show jumping rider, is open to Junior/Young Riders under Federation rules, who are members of the Federation.

a. Definitions and Eligibility

1. Junior Rider - An individual who has not reached his 18th birthday as of December 1st of the current competition year. The age of an individual on December 1st will be maintained throughout the entire competition year (See GR128).
2. Young Rider - Individuals are eligible as Young Riders from the beginning of the calendar year in which they reach the age of 16 until the end of the calendar year in which they reach the age of 21 (See GR 150).
3. Winners of twenty Talent Search Classes who are Junior or Young Riders under Federation rules, may compete in the Finals, but are no longer eligible to compete in the USEF Show Jumping Talent Search Class.
4. Winners of the Finals, who are Junior or Young Riders under Federation rules, may continue to compete in the USEF SHOW JUMPING TALENT SEARCH CLASS, in pursuit of additional wins leading towards Gold, Silver and Bronze Medals in recognition of these wins, but may not compete in future Finals.
5. Non-U.S. citizens may compete in the USEF SHOW JUMPING TALENT SEARCH class, but not the Finals.

b. Applying to Host a USEF SHOW JUMPING TALENT SEARCH CLASS

1. All competitions planning to hold a 1*, 2* or 3* USEF SHOW JUMPING TALENT SEARCH CLASS must apply in writing at least eight weeks prior to the competition to the United States Equestrian Federation office at the Lexington, KY address, for permission to hold the class. Please include the name of the competition, the dates, and the name, address and email of a contact person. 3* USEF SHOW JUMPING TALENT SEARCH CLASS applications will be reviewed separately.

2. For every three (3) consecutive weeks of competitions held at any one facility and by any one Licensee, competitions may only hold one (1) 3* USEF SHOW JUMPING TALENT SEARCH CLASS.
3. Competitions may only offer one (1) USEF SHOW JUMPING TALENT SEARCH CLASS regardless of the level.
- c. Class Specifications – The USEF SHOW JUMPING TALENT SEARCH CLASS will be conducted using a star (*) level based on the difficulty and class specifications. Star levels will be conducted as follows:
 1. For a 1* or 2*, both the Jumping and Flat phases of the USEF SHOW JUMPING TALENT SEARCH CLASS must be held in a jumper or equitation competition ring.
 2. For a 3*, the Jumping phase of the USEF SHOW JUMPING TALENT SEARCH CLASS MUST be held in one of the main Grand Prix Jumping competition rings.
 3. The time allowed for all levels will be figured at 350 meters per minute.
 4. The time must be manually or electronically timed for 1* and 2* USEF SHOW JUMPING TALENT SEARCH CLASS.
 5. The time must be electronically timed for 3* USEF SHOW JUMPING TALENT SEARCH CLASS.
 6. The Jumping phase of the class shall be held prior to the Flat phase over a Junior Jumper styled course with a minimum of ten numbered fences at the respective heights, spreads, and other obstacles as delineated below.
 - a. (1*) - Fence heights will be 1.10m to 1.15m (3'7" to 3'9") with a minimum of three (3) spreads (as defined in JP125), excluding triple bar (if any). The course must include one (1) double and one (1) triple combination (or three (3) doubles), and at least one (1) Liverpool covered with water.
 - b. (2*) - Fence heights will be 1.15m to 1.20m (3'9" to 3'11") with a minimum of three (3) spreads (as defined in JP 125), excluding triple bar (if any) and water obstacle. The course must include one (1) double and one (1) triple combination (or three (3) doubles), one (1) water-filled Liverpool, and a water-filled water jump (minimum 2.45m (8') (if dug in with or without a rail over it, or if above ground must have a rail over it). The water must be colored black or blue so the bottom is not visible.
 - c. (3*) - Fence heights will be 1.20m (3'11") with a minimum of three (3) spreads (as defined in JP124), excluding triple bar (if any), and water obstacle. The course must include one (1) double and one (1) triple combination (or three (3) doubles), one (1) water-filled Liverpool, and a dug in water-filled open water jump of 3.05m to 3.65m (10' to 12') without a rail over it, unless at the judge's discretion in consultation with the Course Designer, a rail is added over the water in the interest of safety to the competitors. The water must be colored black or blue so the bottom is not visible.
 7. Certificate of Compliance: All levels of USEF SHOW JUMPING TALENT SEARCH CLASSES must be certified by the following: A course plan showing the actual height and spreads of all the fences, signed by the Judge and Steward which must be included in the Steward's report to the Federation.
 8. Altering Jumping Specifications: The specifications at which a given 1*, 2* or 3* USEF SHOW JUMPING TALENT SEARCH CLASS is held may be altered from that listed in the prize list with the joint approval of the Course Designer, Judges and competition management only in the case of inclement weather, or unsafe conditions. See GR832.6 for class postponement due to weather conditions. All changes MUST be specifically noted in the Steward's report for the competition.
 9. Flat Phase: In the flat phase, riders will show in both directions as a group at the working walk, the working trot sitting, and the working trot rising, as well as showing a lengthening of stride; the working canter, and the working canter showing a lengthening of stride. All riders shall be required to show at the working canter on the counter lead for at least one full revolution of the arena in both directions. No more than 12 shall counter canter at one time. Judges may require any additional tests on the flat (see EQ112). In addition, basic dressage movements may be tested including but not limited to Shoulder-in, Shoulder-out, Haunches-in, and Haunches-out. At least 12 riders, if available, must be called back for the flat phase.

d. Course Requirements

Although the USEF SHOW JUMPING TALENT SEARCH CLASS is located and described in the Equitation (EQ) Chapter of the USEF Rule Book, both the course materials and equipment used and the conduct of the class will be in accordance with the rules and procedures delineated in the Jumper (JP) chapter of the USEF Rule Book unless specifically noted herein. This specifically includes, but is not limited to, rails, planks, gates, jump cups, breakaway safety cups, lath or plasticine, numbers, and flags.

e. Other Judging Considerations

1. Jumping Phase - To be judged on style, function and execution.
 - a. The performance begins once the audible tone is sounded.
 - b. Time and jumping faults must be taken into consideration in the judge's evaluation of the rider.
 - c. Rules regarding Time to Start (JP136.3 and .4) and Starting and Stopping (JP137.1) will apply.
 - d. Two refusals will incur elimination.
 - e. The proper use of the whip should not be penalized.
 - f. Water Obstacle. In the event that there is an obvious fault at the water obstacle, first score the fault within the context of the round. Unless the fault is caused by a MAJOR rider error, it should not be considered a MAJOR riding fault.
 - g. No separate water jump judge is required.
2. Flat Phase - To be judged on rider's position, seat and the correctness and effectiveness of the aids. Excellence and effectiveness on the flat will be rewarded. The performance begins when the class is called to order.

f. Other Class Considerations

1. If 40 or more entries are received the USEF SHOW JUMPING TALENT SEARCH CLASS may be split and run as two (2) separate classes. If 50 or more entries are received, the USEF SHOW JUMPING TALENT SEARCH CLASS must be divided equally and run as two (2) separate classes.
2. Competitors must use the same horse in both phases. Competitors may ride stallions.
3. At least 12 riders, if available, must be called back for the flat phase.
4. All riders must ride in the jumping phase, which will be offered first and constitutes entry into the class as a whole, regardless of whether the rider is one of those called back for the second, flat phase. To fill a class, SIX COMPETITORS MUST COMPLETE THE COURSE.

g. See EQ105.5b for tack and saddlery restrictions.

h. Qualifying For The Finals

A graduated point scale based on difficulty and class specifications, a 3* being the most difficult and a 1* be the least difficult, will be used for Finals qualification.

Information about the USEF Show Jumping Talent Search Finals East and West and qualifying procedures for each can be found on the USEF web site by clicking [HERE](#). Qualifying procedures cannot be changed without the approval of the USEF Jumping Sport Committee following notification of USHJA of such changes.

i. Talent Search Finals

The USEF SHOW JUMPING TALENT SEARCH FINALS will be judged by at least one judge who holds an "R" Registered status in the Hunter Seat/Jumping Equitation Division. Additional individuals are eligible to judge with a guest card.

10. WASHINGTON INTERNATIONAL HORSE SHOW EQUITATION

For full specifications and qualification information please see www.wihs.org.

- a. Riders need not be members of the WIHS Equitation to compete in any qualifying classes, but only current members will accrue points towards year-end finals.
- b. QUALIFYING PERIOD. Qualifying period: shows starting on or after September 1st through shows starting on or before August 31st.

c. Awarding of Points

1st - 6th place points are tabulated by multiplying the # of riders in the qualifier class by 10, 6, 4, 2, 1, ½ points respectively. Three riders must complete the course in order for points for that phase to count. In order for overall points to count in a two-phase qualifier, three riders must complete the course in at least one of the two phases and at least three riders must compete in the second phase. (See HU119 for definition of competed) When there is a two-phase junior equitation qualifier, only the overall results of a two-phase junior equitation qualifier will be tabulated for the standings. A multiplying factor of 2 will be applied to these classes only.

d. CLASS SPECIFICATIONS. WIHS Equitation and WIHS Pony Equitation:

1. The WIHS Equitation Classes are open to junior members of USEF or Equine Canada.
2. Three riders must complete the course for the class to be included in the National Ranking.
3. The same horse must be used in all phases of the event. No Exceptions.
4. Only one rider per horse, unless the judge requests a change.
5. Classes to be judged in accordance with the current USEF standards for equitation.
6. Riders may only compete in one WIHS Equitation class at a show.
7. If there are 50 or more entries at the start of either phase, that phase must be divided as under HU158 ("California Split"). If one phase is split and there are fewer than 50 entries in the second phase, splitting the second phase is optional. Only phases with more than 50 entries must be split. If either phase is double pinned, then the overall results must also be double pinned. Points will be awarded based on the number of riders in the largest phase after any split, however for calculation purposes the maximum differential between the two phases will be no more than ten riders of the lesser section.

e. WIHS Pony Equitation: To be shown over a course of not less than 8 jumps. No junior rider over 12 years of age may compete on a small pony. No junior rider over 14 years of age may compete on a medium pony. Fence heights: 2'3" for ponies not exceeding 12.2 hands; 2'6" for ponies over 12.2 hands and not exceeding 13.2 hands; and 3' for ponies over 13.2 hands and not exceeding 14.2 hands. The suggested distance for the in and out is 20' for small ponies, 22' for medium ponies and 24' for large ponies. The distance must be altered for each height division. WIHS Pony Equitation classes may include any of the following: bending line, narrow jump (5'6"-8'), rollback turn, fence at the end of the ring, long approach to a single jump. It is recommended that the course be consistent with EQ108.11. A numerical score will be given. WIHS Pony Equitation class may run concurrently with the small, medium and large pony division. The green pony division cannot be run with the WIHS Pony Equitation card opened as the fence heights are inconsistent.

f. WIHS Equitation: See EQ105.5b for tack and saddlery restrictions. Boots and conservative colored bandages are permitted in both phases. Certificate of Compliance - At Regional I, Regional II and Local Member competitions, National medal classes must be certified by the following: A course plan showing the actual height and spread of all the fences, signed by the judge and the course designer (the steward must sign if the course designer is not present on the competition grounds) which must be provided to the steward no later than the end of the competition day on which the national medal class is held. The signed course plan must be included in the steward's report to the Federation.

1. Hunter Phase - To be shown over a minimum of 8 jumps at 3'6". It is recommended that the course be a straight forward hunter course consisting of natural jumps. It must include a combination, hunter lines, and a long approach to a single jump. A numerical score will be given. Refer to EQ110.10c for minimum number of riders required for points to count.
2. Jumper Phase - The course should be of the type used in a High Junior Jumper competition. To be shown over a minimum of 10 jumps at 1.10 m (3'7"). A minimum of either two double combinations or one triple combination are required. There must be at least two changes of direction after the first fence. In addition, at least two of the following are required and more are recommended: vertical - no ground lines; Liverpool;

narrow jump - minimum width 5'6"; one or more of the following - triple bar, swedish oxer, fan jump. Refer to EQ110.10.c for minimum number of riders required for points to count.

A Time Allowed will be used based on a speed of 360 yards per minute. The judge will give a numerical score for each competitor's round. The announcer will announce the judge's numerical score and then deduct time faults as follows: one point for each commenced second over the Time Allowed. Rules regarding Time to Start (JP136.3 and .4) and Starting and Stopping (JP137.1) will apply.

A FINAL SCORE BELOW ZERO MAY NOT BE GIVEN.

3. Two Phase Event - Hunter & Jumper - Each phase to be conducted under their own specifications and pinned separately, as well as an overall placing.
 - a. Both Hunter & Jumper Phases to be scored under the numerical system. Scores from each phase will be added together to determine the overall winner. In the event of a tie for any placing, the tie will remain.
 - b. Scores from the first phase will determine the order of go in the second phase. The highest scores will return last; riders may volunteer to move up in the order.
 - c. One or more judges may be used in any combination.
 - d. National Ranking points will be awarded based on the OVERALL placing only.
- g. See www.wihs.org for procedures for the WIHS Equitation Finals.
- h. Qualifying procedures and Finals procedures cannot be changed without the approval of the Washington International Horse Show Assn., LTD.
11. USHJA Hunterdon Equitation Cup Classic. Open to any rider that is an Active USHJA member and has won a USEF Hunter Seat Medal, ASPCA Maclay, USEF Show Jumping Talent Search, or Overall WIHS Equitation Classic during the qualifying period. The show in which they qualify must have started on or before the final day of the qualifying period. The qualifying period will be posted on the USHJA website in the official class specifications. The USHJA, at its discretion, may choose to conduct an East and/or West Coast National Championship for the Hunterdon Cup. Once a rider has won the USHJA Hunterdon Cup he/she will not be allowed to compete again. Class Specifications for the Classic consists of:
 - a. At least 10 Hunter Type Jumps including a minimum of 2 jumps with no ground lines.
 - b. Fences are to be set at 3'6.
 - c. Judging will be on style and smoothness with an emphasis on hunter style of riding.
 - d. The class will be conducted in a three round format.
 1. Round 1- Hunter Round. Score will be announced.
 2. Round 2- Handy Hunter Round, handiness will be emphasized. The top 20 riders will return in reverse order of scores from Round 1. The score from Round 2 will be announced.
 3. Round 3- The course will consist of components of Round 1 and/or Round 2 up to a maximum of 8 jumps. A minimum of the top 4 riders and a maximum of the top ten riders will switch horses and return in reverse order of the combined score from Round 1 and Round 2. The course will be announced with the final competitors in the ring and all fences will be judged. The final score will not be announced.
 - e. The two judges will sit together and provide one numerical score for all phases of the class.

Specifications cannot be altered without the consent of the USHJA.

12. USHJA 3'3" JUMPING SEAT MEDAL.

- a. Open to Junior Active Members of the Federation and USHJA who have not reached their 18th birthday (per USEF rules). There are no cross entry restrictions.
- b. The USHJA, at its discretion, may choose to conduct Championship(s) for the 3'3" Jumping Seat Medal. See www.USHJA.org for more information.
- c. A minimum of three (3) riders must complete the course for points to count for this class.
- d. This class must be held in a jumper ring utilizing jumper style fences and the course should be of the type used

in a low Junior or amateur Jumper class. The course must include at least eight fences set at 1.0m (3'3") in height, at least one double or triple combination, and at least three spreads from 1.0m to 1.15m (3'3" to 3'9"). Natural fences, a liverpool, and a small water jump may also be included at the course designer's discretion. Start and Finish markers must be used. Time allowed will be figured at 350 meters per minute and may be timed either electronically or manually.

- e. The class is to be judged on the rider's equitation style, technical merit, judgment and execution of an efficient, time saving pace and track. One (1) point will be subtracted from the rider's score for each commenced second taken over the time allowed and four (4) points will be deducted for each knockdown on course. Judges are asked to walk the course when possible and where there are striding options, the judges are asked not to penalize an option that might be used to achieve the best result appropriate to the track taken and the individual horse/rider combination. JP136 (the competition round) and JP137 (Timing) will apply. No work-off is required. Two refusals will incur elimination.
- f. If 50 or more entries compete, the class will be pinned with two firsts, two seconds, two thirds, and so on through two eighths, with full points going to each placing.
- g. See EQ105.5b for tack and saddlery restrictions.
- h. Riders who accumulate a minimum of ten (10) points during a given qualifying period may compete at a USHJA 3'3" Jumping Seat Medal Final. Full points will be awarded in qualifying classes providing at least eight riders complete the course. If there are fewer riders, points will be awarded on a reduced scale based on the maximum number of ribbon winners.

Point Scale:

8 or more riders:	10, 8, 6, 5, 4, 3, 2, 1
7 riders:	8, 6, 5, 4, 3, 2, 1
6 riders:	6, 5, 4, 3, 2, 1
5 riders:	5, 4, 3, 2, 1
4 riders:	4, 3, 2, 1
3 riders:	3, 2, 1

The USHJA may elect to give awards to high scoring riders as it determines.

- i. Following each class, competition management must send a check made payable to the USHJA in the amount of \$5.00 for each competing entry.
- j. For specifications regarding USHJA 3'3" Jumping Seat Medal Finals, see www.ushja.org.

13. NATIONAL COLLEGIATE EQUESTRIAN ASSOCIATION (NCEA) JUNIOR HUNT SEAT MEDAL

For full class specifications and additional information see www.ryegate.com and www.collegiateequestrian.com.

- a. Rider Membership. Open to Junior Active Members of the Federation or Equine Canada. Riders must apply for NCEA Medal Membership in order for points to count.
- b. Qualifying Period. The qualifying period will be posted on the NCEA website (www.collegiateequestrian.com) and at www.ryegate.com, a minimum of fifteen (15) days prior to the start of the qualifying period.
- c. Class Specifications. Classes to be judged in accordance with EQ104. Conventional tack per EQ105.5a is required.
 - 1. Qualifying Classes: To be shown over a hunter or jumper type course with a minimum of eight (8) fences at 3'3" in height, spread not to exceed fence height. The course must include at least two changes of direction and a combination. The top 10 will be asked to return to the arena for a flat phase performing at least two individual flat tests from USEF Tests 1-18 as well as two of the following three: shoulder-in, haunches-in, or leg yield both directions of the ring at the discretion of the judge.
 - a. Classes with greater than 50 entries must be split using the California split.

2. Finals: The finals will be a three-phase competition; Fences phase, flat phase, and bracket phase.
 - a. Fences Phase: To be shown over a course of at least ten (10) hunter or jumper style fences at 3'3" in height, spread not to exceed fence height. The course must include a double combination and a triple combination and at least two changes of direction.
 - b. Flat Phase: The top 10, or 20%, whichever is greater will return for the flat phase. Federation Tests 1-17 as well as two of the following three: shoulder-in, haunches-in, or leg yield.
 - c. Bracket Phase. The top four (4) riders as determined by the combination of the fences and flat phases, will return for the bracket phase on donated horses. See the full specifications for more details.

EQ111 USHJA Zone, Regional and National Championships

1. General.
 - a. The chairman of each USHJA Zone may request permission of the USHJA to hold a USHJA Zone Championship class for the riders within each Zone who have won a first or second place ribbon or have qualified for the finals in a USEF Hunter Seat Medal class since the last day to qualify for the USHJA Zone Championship the previous year.
 - b. Two or more USHJA Zone Chairmen may request permission of the USHJA to hold a USHJA Regional Championship Class for riders from Zones requesting to participate in the USHJA Regional Championship who have won a first or second place ribbon or have qualified for the finals in a USEF Hunter Seat Medal class since the last day to qualify for the USHJA Regional Championship the previous year.
 - c. Application must be made to the USHJA office by the deadline published by the USHJA (see www.USHJA.org).
2. USHJA Zone or Regional Championship classes must be held prior to December 1.
3. Riders who place first or second in a Zone or Regional Championship on or before October 1 shall be automatically qualified to compete at the USEF Hunter Seat Medal Finals in accordance with EQ110.5. Winning after October 1 does not count toward qualifying for the Finals. Placing other than first or second in a Zone or Regional Championship will have no effect on a rider's eligibility to compete in the Finals but will enable the Medal Class winners to compete against each other on a Zone or Regional basis.
4. USHJA Zone or Regional Championships are conducted under the same regulations as the Finals, except a minimum of 25% of the riders must be called back for a work-off.
5. A minimum of five competitors are required to complete the class.
6. Judges for a USHJA Zone or Regional Championship must hold a valid USEF license and must be approved by USHJA.
7. Judges chosen for USHJA Regional Championships are encouraged to design the course. A course designer approved by USHJA must be used to design the course in lieu of the judges. The course must be posted at least one hour prior to the class.
8. USHJA Adult Equitation Championship. The USHJA, at its discretion may choose to hold a National or East and West Championship for Adult Equitation. See www.ushja.org for rules, specifications and eligibility.

EQ112 Tests From Which Judges Must Choose

Tests may be performed either collectively or individually but no other tests may be used. Instructions must be publicly announced. A judge may ask riders to re-jump an abbreviated or shortened form of the original course. NOTE: In Hunter/Jumping Seat Equitation classes, any exhibitor who does not participate in the testing is placed last of those competitors called back to test. Should more than one exhibitor fail to return for testing they will be placed at the judge's discretion. If exhibitors are called back collectively to test, they must remain in the ring until all exhibitors have completed the test. Equitation tests must not have exhibitors trotting or cantering through in gate or out gate; any exhibitor choosing to trot or canter through the in-gate or out-gate must be eliminated (see EQ107). Obstacles jumped in an equitation test must have been included in the original course. Jumps must be jumped in the original direction

unless otherwise specified.

1. Halt (4 to 6 seconds) or halt and back. When riders working collectively are asked to halt and then back, they must not be penalized if they walk forward a few steps and halt after backing.
2. Hand gallop. A hand gallop may be used on the approach to a jump.
3. Figure eight at trot, demonstrating change of diagonals. At left diagonal, rider should be sitting the saddle when left front leg is on the ground; at right diagonal, rider should be sitting the saddle when right front leg is on the ground; when circling clockwise at a trot, rider should be on left diagonal; when circling counterclockwise, rider should be on the right diagonal.
4. Figure eight at canter on correct lead, demonstrating simple change of lead. This is a change whereby the horse is brought back into a walk or trot (either is acceptable unless the judge specifies) and restarted into a canter on the opposite lead. Figures to be commenced in center of two circles so that one change of lead is shown.
5. Work collectively or individually at a walk, trot and/or canter.
6. Jump low obstacles at a trot as well as at a canter. The maximum height and spread for a trot jump is 3' for horses, 2' for ponies in classes restricted to ponies.
7. Question(s) regarding basic horsemanship, tack and equipment and conformation.
8. Ride without stirrups, riders must be allowed option to cross stirrups.
9. Dismount and mount. Individually.
10. Turn on the forehand done through the walk or the halt.
11. Figure eight at canter on correct lead demonstrating flying change of lead.
12. Execute serpentine at a trot and/or canter on correct lead demonstrating simple or flying changes of lead. (See EQ112.4 for simple change.)
13. Change leads on a line demonstrating a simple or flying change of lead.
(See EQ112.4 for simple change.)
14. Change horses. (Note: this test is the equivalent of two tests.)
15. Canter on counter lead. (Note: no more than twelve horses may counter canter at one time.) A canter on the counter lead may be used on the approach to a jump.
16. Turn on the haunches from the walk.
17. Demonstration ride of approximately one minute. Rider must advise judge beforehand what ride he plans to demonstrate. *BOD 1/20/18 Effective 12/1/18*

SUBCHAPTER EQ-3 SADDLE SEAT EQUITATION SECTION

EQ113 Position


1. GENERAL. Judges should note that the required Equitation Seat should in no way be exaggerated but be thoroughly efficient and most comfortable for riding the type of horse called for at any gait and for any length of time. In Saddle Seat Equitation classes, riders should convey the impression of effective and easy control. To show a horse well, he should show himself to the best advantage. Ring generalship must be taken into consideration by the judges. A complete picture of the whole is of major importance. An exhibitor is entitled to request only one time-out per class. (See GR833). A judge must order from the ring any unruly horse or one whose actions threaten to endanger the rider, other exhibitors, or their entries.
2. HANDS. Hands should be held in an easy position, neither perpendicular nor horizontal to the saddle and should show sympathy, adaptability and control. The height the hands are held above the horse's withers is a matter of how and where the horse carries his head. The method of holding the reins is optional however both hands must be used and all reins must be picked up at one time. Bight of rein shall be on the off (right) side. According to tradition, the "on side" is the side on which you mount and therefore, the "off side" is the opposite side. Riders shall be

penalized for switching or carrying at any time the bight of the rein to the ("on" side) left side.

3. BASIC POSITION. To obtain proper position, rider should place himself comfortably in the saddle and find his center of gravity by sitting with a slight bend at the knees but without use of irons. While in this position adjust leathers to fit. The rider should not be sliding off the back of the saddle nor should there be excessive space in the seat behind the rider's back. Irons should be placed under ball of foot (not toe nor "home") with even pressure on entire width of sole and center of iron. Foot position should be natural (neither extremely in nor out) with heels down.

4. POSITION IN MOTION.

- a. Walk: slight motion in saddle.
- b. Trot: slight elevation in saddle when posting; hips under body not mechanical up-and-down nor swinging forward and backward.
- c. Canter: close seat, going with horse, not rocking.
- d. Slow Gait: steady in saddle, no slap nor twist; legs straight down, intermittent calf pressure permissible; hands slightly raised, flexible contact, no sawing.
- e. Rack: seat smooth in saddle; legs down and slightly back, not thrust forward; hands low in motion with gait, not sawing but placement optional to individual rider and horse.



EQ114 Appointments

1. PERSONAL. Exhibitors and judges should bear in mind that at all times entries are being judged on ability. However, neatness is the first requisite regarding a rider's attire and the following requirements are based on tradition and general present-day customs. Judges must penalize and may eliminate those competitors who do not conform.

- a. INFORMAL: Riding habit will consist of jacket with collars and lapels of the same conservative color with matching jodhpurs, a collared shirt, tie, vest, and complimentary gloves, jodhpur boots, and derby or soft hat (protective headgear may be worn without penalty per GR801.4). Conservative colors for informal riding habits include black, blue, grey, burgundy, green, beige, or brown and may contain herringbone, pin stripes, and other combinations of colors that appear solid. Colors not included in this list are not acceptable and must be penalized

and may be cause for elimination. Only informal dress is permitted in American Saddlebred Pleasure Equitation classes and Morgan Classic Saddle Seat Equitation classes, day or night.

- b. FORMAL: Even more conservative attire is required for evening classes. Riding habit will consist of tuxedo-type jacket with collars and lapels of the same color with matching jodhpurs, formal shirt, bow tie, vest or cummerbund, and matching top hat (women), homburg or other soft hat (men). Solid colors for formal riding habits include dark grey, dark brown, dark blue, or black. Formal shirt must be white or off-white with the bow tie and vest or cummerbund to match shirt or riding habit in color. Colors not included in this list are not acceptable and must be penalized and may be cause for elimination. Formal riding habits are not to be worn before 6:00 p.m. and are not mandatory after 6:00 p.m.; exhibitors competing on Pleasure horses have the option to wear formal attire in Open equitation classes as specified by the rule.
- c. OPTIONAL: Blunt end (unrowelled only) spurs and/or riding crops.

2. TACK.

- a. Bridle: Entries shall be shown in full bridles (curb and snaffle). Pelham bits are permitted in Pleasure Equitation Classes. Martingales or similar tie-downs are prohibited.
 - b. Saddle: Flat English-type. Forward seat, Western and side saddles are prohibited.
3. Electronic communication devices used for the purposes of coaching, etc., between competitors and individuals outside the ring shall be prohibited.
- a. Exhibitors with a permanent hearing impairment are permitted to use an electronic communication device upon submission of a written certification from a treating medical professional's office certifying the permanent hearing impairment and certifying the requirement of an electronic communication device. The medical certification must be provided to the competition Steward within a reasonable time prior to competing who shall attach a copy to the Steward report.
 - b. An exhibitor with a disability (other than hearing) will be provided reasonable accommodation upon submission of a written certification from a treating medical professional's office certifying the disability and identifying the accommodation necessary for the exhibitor to compete safely. The medical certification must be provided to the competition Steward within a reasonable time prior to competing who shall attach a copy to the Steward report.

EQ115 Conduct

(See GR1210.1b -.1e)

- 1. Classes for junior and senior riders can be combined.
- 2. When entries warrant, it is recommended that competitions restrict Maiden, Novice, Limit and Intermediate riders to their respective categories.

3. DIVISION OF CLASSES.

In The Good Hands, and Saddle Seat championship classes, judges must work competitors in groups of 20 or less.

In USEF Saddle Seat Medal classes, judges must work competitors in groups of 15 or less. In USEF Saddle Seat Adult Amateur Medal Classes it is at the discretion of competition management whether or not to work competitors in groups of 15 or less. In all other Saddle Seat classes, if there are 20 or more entries in a class, it is recommended that the class be divided into separate sections by selecting every other number on the list of entries, and that separate trophies and ribbons be awarded. If there are 25 or more entries, the class must be divided and the notification of such publicly announced and posted at least two hours prior to the start of the class. In classes with eliminations, it is the prerogative of the judge, not of competition management, to determine the number of riders from any given section. The list of qualifying riders for the class finals will not be posted or announced until all sections have been worked.

- 4. MONEY PRIZES. In Equitation classes the rider is the competitor and wins the award. Offering of prize money in Equitation classes for junior exhibitors and amateurs is forbidden. (Exception: Scholarship funds may be

awarded. However, these funds must be disbursed directly to the institution upon proof of enrollment by the awarded recipient.)

5. **RIBBONS.** In Saddle Seat Equitation classes one ribbon must be awarded for every six competitors but no more than ten ribbons are required.
6. **NUMBERS.** Numbers must be worn on the rider's back and must be clearly visible at all times when in competition.
7. **Attention getting devices and/or other noisemakers** (including but not limited to tape measures, blow horns, altered bamboo poles, etc.) are not allowed in and around the make up/schooling/warm-up and competition rings during scheduled competition sessions. Use of explosives and fire extinguishers by or for exhibitors/competitors (except in the case of fire) is not allowed on competition grounds at any time. (See also GR839.4j)

EQ116 Class Routine

Riders enter the ring turning to the right and proceed counterclockwise. All riders shall be worked both ways of the ring at all required gaits as directed by the judge. Incorrect diagonals and leads shall be penalized. The order to reverse can be executed by turning either towards or away from the rail. Entries will line up on command and any or all riders may be required to execute any appropriate tests included in class requirements. (See EQ117 and EQ118). Judges are encouraged to call for at least two tests of the top competitors. When individual tests are called for, the judge's opinion rests on a 50-50 analysis of the railwork and the individual tests. The fall of horse or rider does not necessarily cause elimination, but is penalized at the judge's discretion. All entries chosen for a collective workout must be worked both ways of the ring in front of each judge at any gait requested.

EQ117 Requirements for Specific Classes

The following four age restricted classes are suggested but may vary according to local conditions: a) juniors riders who have not reached their 11th birthday; b) junior riders who have reached their 11th but not their 14th birthday; c) junior riders who have reached their 14th but not their 18th birthday; d) adult amateurs who have reached their 18th birthday. A competition committee can also offer classes for riders on a specific type of horse.

1. Maiden, Novice, Limit.

- a. Open to riders that have not won one/three/six/twelve first place ribbons respectively competing in equitation classes at Regular and Local Competitions of USEF or Equine Canada. The Maiden, Novice, Limit and Intermediate status of riders at Regular and Local Competitions is determined from the closing date of entries. Blue ribbons won in the Hunter section will not affect a rider's status in the Saddle or Stock sections, etc. Ribbons won in classes restricted to a particular breed will affect a rider's status. Ribbons won as a junior affect a rider's status when competing as an adult. Ribbons won in leadline classes and in classes where entries are not required to ride at all gaits will not affect Maiden, Novice, Limit and Intermediate status.

- b. **MAIDEN.** For junior riders who have not reached their 18th birthday and have not won a first place ribbon at a licensed competition. Tests 1-4.

- c. **NOVICE.** For junior riders who have not reached their 18th birthday and have not won three first place ribbons at licensed competitions. Tests 1-9.

- d. **LIMIT.** For junior riders who have not reached their 18th birthday and have not won six first place ribbons at licensed competitions. Tests 1-12.

2. **WALK & TROT CLASS.** Open to riders 10 years of age and under. To be judged on the rail at a walk and trot only. Riders must not have ever been judged in a class at a licensed or non-licensed competition that required a canter. It is recommended that a class having 12 or more entries be divided. If a division is necessary, the recommended split is to divide the entries into a class for riders 8 years old and under and one for riders 9 and 10 years old. Headers will be permitted in the line-up and will be called in by the announcer after the class has lined-up and before they are judged. No tests shall be called. A judge must order from the ring any unruly horse or one whose

actions threaten to endanger the rider, other exhibitors, or their entries.

3. 10 AND UNDER. For junior riders who have not reached their 11th birthday. Tests 1-7.
4. 11 TO 13. For junior riders who have reached their 11th but not their 14th birthday. Tests 1-12.
5. 13 AND UNDER. For riders who have not reached their 14th birthday. Tests 1-12.
6. 14 TO 17. For junior riders who have reached their 14th but not their 18th birthday. Tests 1-16.
7. OPEN. For junior riders who have not reached their 18th birthday. Tests 1-16.
8. PLEASURE EQUITATION. For junior riders who have not reached their 18th birthday, riding Pleasure horses with full mane and tail with natural carriage. Classes may be divided as to sex and age of the rider. (For riders competing on American Saddlebreds: Horses cross entered in the Country Pleasure division at the same competition may not wear tailsets or bustles while on the grounds. Riders competing in these classes cannot compete in any other Saddle Seat Equitation classes at the same competition, except USEF Medal, UPHA, The Good Hands and American Saddlebred Pleasure Equitation Medallion Saddle Seat classes on Pleasure horses with full manes and tails with natural carriage. Riders competing in Pleasure Equitation classes are eligible to compete in the Open Saddle Seat Equitation Championship on a Pleasure horse with a full mane and tail with natural carriage only if a Pleasure Equitation Championship is not offered at that competition.
9. ADULT SADDLE SEAT EQUITATION. Open to amateur riders 18 years of age or older. Tests 1-13 and 15-16.
10. CHAMPIONSHIPS. To be awarded on a competitive basis. Competition management shall decide if championships will be restricted to ribbon winners (minimum of 2) of previous classes with a free post entry or if it will be an open class with advance entries required for riders that have competed in a qualifying class. Competition management must allow any class in the saddle seat sections (i.e. age groups, Challenge Cups, Medals, etc.) of the Equitation or Breed specific Divisions to count as qualifying classes for the open saddle seat equitation championship for riders 17 & under. An Adult rider can only show back in an Adult Saddle Seat Championship. The judge(s) must work a minimum number of riders per number of ribbons awarded (including classes with one entry) from any of the Saddle Seat Equitation Tests appropriate for the class. (See Rules EQ117 and EQ118)
11. FIVE GAITED EQUITATION/HORSEMANSHIP. Open to amateur riders of any age.
12. USEF SADDLE SEAT MEDAL CLASS (17 & Under and Adult/Amateur).
 - a. Conditions Governing Competitors in USEF Saddle Seat Medal Classes
 1. USEF Medal Classes are open to Individual Junior Members in good standing who have not reached their 18th birthday in accordance with GR128. Exception: Saddle Seat Adult Amateur classes are open to amateur riders 18 years of age or older. Affiliated Members are not eligible. No credit will be given for winnings before a competitor becomes a member.
 2. Application for membership can be made directly to the Federation, or the exhibitor can join prior to the class through the steward.
 3. In Saddle Seat only the first place winner is eliminated from further qualifying classes during that year. In Saddle Seat Adult Amateur Medal classes a win does not eliminate a rider from further competition for the remainder of the year.
 4. The winner of a Medal Class Final is no longer eligible to compete in Medal classes in the division in which the Final was won. (Exception: Winners of the Saddle Seat Adult Amateur Medal Final will be eliminated from further competition in Saddle Seat Adult Amateur Medal classes after two (2) consecutive or non-consecutive wins of the Final).
 - b. Qualifying procedures for USEF Medal Classes and any other USEF classes listed in EQ117 will be approved by the relevant USEF Committees and breed/discipline affiliate organization. Information on qualifying procedures for each of these classes will be available on the USEF website. Conditions Governing USEF Saddle Seat Medal Finals
 1. If entries warrant, semi-final ride-offs will be held at strategic points throughout the country, in which case all potential participants must be notified in advance.

2. On or before July 1 of each year the Federation will announce the competitions at which the Finals will be held. Even though entries for the designated competitions have closed before an individual qualifies, post entries will be accepted.
 3. Classes held less than fifteen days before the Saddle Seat Finals (17 & Under) count toward the next year's Finals. In the Saddle Seat Adult Amateur Medal Final, classes held up to and including the day prior to the Final, qualify a rider for that year's Final. The judge(s) for all USEF Medal Class Finals are to be approved by the appropriate equitation committee.
 4. Any questions or disputes in connection with Medal classes must be referred to the Board of Directors or to a special committee appointed by the President whose verdict is final.
 5. In USEF Saddle Seat Finals, the class must be worked on the rail in groups of 15 or less. In the USEF Saddle Seat Adult Amateur Medal Final, the decision to split the class is left to competition management.
 6. Judges officiating these Finals will be asked to score the rail and pattern work numerically. Those scores will be placed then tabulated through the MOS system.
 7. The name of the winner of a Finals is engraved upon a Perpetual Trophy which remains in the possession of the Federation. A replica trophy is given to the rider.
 8. In the event that a horse is incapacitated in the first phase of a Medal Finals or before the ride-off, upon examination of the competition veterinarian and a judge or steward, a substitution is permitted. *BOD 1/20/18 Effective 12/1/18*
- c. USEF SADDLE SEAT MEDAL CLASS (17 & Under). Open to Junior Active Members of the Federation who have not yet reached their 18th birthday. Application for membership can be made directly to the Federation or the exhibitor can join prior to the class through the competition office. A rider must place first or second to qualify for the USEF Saddle Seat Medal Final. One win eliminates the rider from further competition in this class for the remainder of the qualifying season. The winner will receive a Silver Medal. Individual workouts of the top four competitors are required and must include two or more individual tests. Tests 1-16. Judging is based 50% on railwork and 50% on individual workout. To fill a class, two competitors must show with proper appointments. If there are more than 15 entries at the beginning of this class, it must be split and run as two separate classes. The same workout is required for both classes.
- d. USEF SADDLE SEAT MEDAL FINAL (17 & Under). To be eligible, the rider must have placed first or second in an official USEF Saddle Seat Medal Class. In the preliminary section, entries must be worked on the rail in groups of 15 or less and all contestants are required to perform a posted individual workout. Tests 1-16. The preliminary shall also serve as elimination for the final phase. The number of riders to be selected for the final phase shall be at the judges' discretion and shall be based on 50% preliminary railwork and 50% preliminary workout. The final phase will be conducted in the same manner as the preliminary, except different tests must be used. Each rider in the final phase must execute a posted individual workout. A rider's performance in the preliminary has equal consideration as the performance in the final phase. The judge's opinion rests on a 25-25-25-25 analysis of the preliminary railwork, preliminary workout, final railwork, and final workout. Winners of the USEF Saddle Seat Medal Final will be eliminated from further competition in the USEF Saddle Seat Medal Class (17 & Under).
- e. USEF SADDLE SEAT ADULT AMATEUR MEDAL CLASS. Open to Senior Active Amateur Members of the Federation. Application for membership can be made directly to the Federation or the exhibitor can join prior to the class through the competition office. A rider must have shown and been judged in order to qualify for the USEF Adult Amateur Medal Final. A win does not eliminate the rider from further competition in this class for the remainder of the qualifying season. The winner will receive a Silver Medal. Two or more individual tests of the top four competitors are required. Tests 1-13 and 15-16. Judging is based 50% on railwork and 50% on individual workout. If there are more than 15 entries at the beginning of this class, it must be split and run as two separate classes. The same workout is required for both classes.

- f. **USEF SADDLE SEAT ADULT AMATEUR MEDAL FINAL.** To be eligible, the rider must have shown and been judged in an official USEF Saddle Seat Adult Amateur Medal Class. Entries must be worked on the rail and all contestants are required to perform a posted individual workout. The class (if necessary) may be run in two phases, a preliminary and a final. If only a single phase is held, final judging is based on 50% railwork and 50% individual workout. The number of riders to be selected for a final phase (if necessary) shall be at the judges' discretion and shall be based on preliminary railwork 50% and preliminary workout 50%. The final phase will be conducted in the same manner as the preliminary, except a different individual workout must be used. Each rider in the final phase must execute a posted individual workout. A rider's performance in the preliminary has equal consideration as the performance in the final phase. If a rider is called back for the final phase, the judge's opinion rests on a 25-25-25-25 analysis of the preliminary railwork, preliminary workout, final railwork, and final workout. The preliminary shall also serve as an elimination for the final phase. Winners of the Saddle Seat Adult Amateur Medal Final will be eliminated from further competition in Saddle Seat Adult Amateur Medal classes after two (2) consecutive or non-consecutive wins of the Final.
13. **THE GOOD HANDS.** For permission to offer this class and complete details, contact The Mid-America Horse Show Association, email admin@MidAmericaHorseShow.org or phone (847) 537-4743. There is a \$35.00 class fee.
- a. **THE GOOD HANDS QUALIFYING CLASSES.** For juniors who have not reached their 18th birthday. To be judged as a group at a walk, trot and canter. A minimum of two riders are required to individually execute a figure eight at a canter, trot to the judge, stop and back. After which, Tests 1-16 may be called for. Judging is based 40% on railwork and 60% on individual workout. Horsemanship only to count. To fill a class, two competitors must compete with proper tack. A rider must place first or second to qualify to compete in The Good Hands Finals. One win eliminates the rider from further competition in this class for the remainder of the qualifying season.
- b. **THE GOOD HANDS FINALS.** To be eligible, entrant must have placed first or second in an official Good Hands qualifying class at an approved competition and must be properly certified by the secretary of the competition at which such win was made. The winner of this championship is not eligible for further participation in this particular event. Open to junior riders who have not reached their eighteenth birthday. The finals consist of two sections: Preliminaries and the Championship class. The preliminary class(es) shall also serve as an elimination for the Championship class. In the preliminary, all eligible competitors are to be judged as a group at the walk, trot and canter both ways of the ring and then are required to individually execute the mandatory workout consisting of a figure eight at the canter, trot back to the judge, stop and back. Judging is based 40% on railwork, 60% on individual workout. Judges shall select 10-15 contestants to compete in the Championship class. In the final phase, all contestants are to be judged as a group at the walk, trot and canter both ways of the ring. All contestants shall individually execute a prescribed workout. Further testing of any contestants may be requested at the judges' discretion. Again, judging is based on a 40% railwork, 60% individual workout analysis. A rider's performance in the preliminary has equal consideration as the performance in the final phase. In the event a horse becomes incapacitated, upon examination of the competition's veterinarian and a judge or steward, a substitution will be permitted.
14. **SADDLE & BRIDLE'S AMERICAN SADDLEBRED PLEASURE EQUITATION MEDALLION.** For permission to offer this class and complete details, contact "Saddle and Bridle", 375 North Jackson Avenue, St. Louis, MO 63130.
- a. **Saddle & Bridle's American Saddlebred Pleasure Equitation Medallion Class.** Eligibility to compete in the Saddle & Bridle Medallion is limited to those riders who show only American Saddlebred Pleasure horses with full manes and tails with natural carriage in equitation during a given competition year. This does not exclude the saddle seat equitation riders also showing other breeds. Country Pleasure Horses and Show Pleasure Horses may both compete. A minimum of two riders must be entered, shown and judged in order to be an official Medallion qualifying class. All Medallion Class winners are eligible for the Medallion Finals scheduled to be held at the St. Louis National Charity Horse Show in the fall. Riders 13 & under are eligible for the junior

finals. Riders between 14-17 are eligible for the senior division. A rider competing in a Medallion Class will be qualified for the finals by winning or placing second. A rider who qualifies with a second place ribbon can show in other Medallion Classes. One win eliminates a rider from further competition in qualifying classes. The current USEF Rules for American Saddlebred Pleasure Equitation should be used as guidelines for the judging. In addition, it is recommended, that the judge upon his or her discretion, ask for a stop and back a few steps on the rail, the horse to stand quietly, and demonstrate a brisk trot. An appropriate workout is to be selected by the judge and the top four riders (if available) are required to work. It is recommended, that in the case of a relatively small class, all riders be given the opportunity to work, rather than leaving a few out of the workout. Recommended workouts should include the following: Riders must leave the lineup, must include a change of diagonals and a change of direction. To be judged 50% railwork and 50% workout.

b. SADDLE & BRIDLE'S AMERICAN SADDLEBRED PLEASURE EQUITATION MEDALLION CHAMPIONSHIPS (13 & Under and 14-17 age groups).

1. PHASE I: All entries must be worked on the rail in groups of 20 or less and all contestants are to perform an individual workout. A minimum of 12 (if available) and no more than 14 riders shall be chosen for Phase II of the Championship Class. In all Championships, no predetermined number of riders need be selected from each group. Each judge will assign a numerical score for each rider on the rail and hand in numbers after each section. The railwork score and the workout score will be added together for all three judges. The top 12 to 14 riders to come back for Phase II will be determined by the highest combined scores. The judges will decide on the number to come back within the 12 to 14 limit.
2. PHASE II: Phase II will be judged in the same manner. SCORING: Preliminary railwork 25%, Preliminary workout 25%, Final Phase railwork 25%, Final Phase workout 25%. All four scores for each rider will be added together for the placing of the class. The top ten will be called back into the ring. Awards to be given in reverse order. Winners of Saddle & Bridle's American Saddlebred Pleasure Equitation Medallion Championship will be eliminated from further competition in that class. Winners of the 13 & Under Medallion Championship are not excluded from competing in the 14-17 Medallion in the future.

15. UPHA CHALLENGE CUP

a. General

1. The United Professional Horsemen's Association instituted the Challenge Cup class in order to highlight the showmanship of saddle seat equitation riders. Judges should take note that in all qualifying classes (except walk and trot) sixty percent (60%) of the class is judged on the rail work and forty percent (40%) is judged on the individual pattern. In all UPHA Challenge Cup National Finals (except walk and trot) two thirds (2/3) of the entire class is judged on the two rail work portions of the class while only one third (1/3) is judged on the individual pattern. The UPHA Saddle Seat Committee encourages judges to select individual patterns that highlight showmanship as opposed to intricacy.
2. For permission to offer UPHA Challenge Cup classes and complete details, contact the United Professional Horsemen's Association, 4059 Iron Works Parkway, Suite #2, Lexington, KY 40511, (859) 231-5070, info@uphaonline.com, www.uphaonline.com.
3. Showmanship is a primary factor throughout the class.
4. No minimum number of entries is required to fill a class.
5. The term "open" refers to a UPHA Challenge Cup class that is not designated to a particular breed/division. They are referred to as "UPHA Challenge Cup" classes and may be divided into age divisions as outlined in the "ELIGIBILITY" section.
6. Judging Specifications and Qualifying Procedures for Individual Programs: All of the individual programs will adhere to the rules and guidelines which govern the UPHA Challenge Cup class unless otherwise specified under the following breed/divisional sections.

7. Specific qualifying procedures for the Open, Walk/Trot, Adult, Morgan, Arabian Breeds, National Show Horse, Pleasure Challenge Cup National Finals and Five Gaited Horsemanship Final are contained under their respective headings.
8. Specifications and Procedures for all UPHA Challenge Cup National Finals and Chapter Championships:
 1. Judges—In all Chapter, National (including Breeds) and Junior National Finals, the judge(s) must be Saddle Seat Equitation Registered or Recorded in Saddle Seat Equitation with USEF. The UPHA Morgan, Arabian Breeds, and National Show Horse Challenge Cup National Finals are required to have a least one Open Saddle Seat carded judge which may be recorded or registered on a three judge panel. A guest card will not fulfill this requirement. Judges for the UPHA Challenge Cup National Finals are recommended by the UPHA Equitation Committee and a list will be furnished to respective competition managements annually. In all UPHA Challenge Cup National Finals, judges shall be selected from nominations by the UPHA Challenge Cup/Equitation Committee.
 2. When entering Chapter, National or Junior Challenge Cup Finals, riders must indicate on the entry form the competition and location at which they qualified.
 3. The qualifying season for all UPHA Challenge Cup National Finals closes seven (7) days prior to the beginning of the competition at which the Championship will be held. At that time, the qualifying season for the following year will begin.
 4. The same horse must be used in both Phases of the UPHA Challenge Cup National Finals, unless the animal is sick or lame, in which case a veterinarian's certificate is required.
 5. If the UPHA Challenge Cup National Finals are divided because of its size, it is to be split by every other number. All riders must compete at the walk, show trot and canter both ways of the ring and line up. The divisions are to be dismissed on standby, with the individual workouts executed immediately following completion of the rail work. On completion of the individual workouts, the riders in that group shall be excused and the next division shall begin the rail work and individual workout phase and so on for each section of riders.
 6. Individual copies of the Judge's Phase I workout must be available to each rider in the competition office no less two (2) hours prior to the performance in which the class is run.
 7. The preliminary work is called Phase I, in which all contestants must work in a group (or in groups) of 20 or less on the rail and complete an individual workout. A minimum of twelve (12) riders and a maximum of fourteen (14) riders will be chosen for Phase II which is the championship class. If there are less than twelve (12) riders judges are required to bring all riders back for the championship class. No predetermined number need be selected from each group. Exceptions: See UPHA Walk/Trot National Finals specifications.
 8. In all UPHA Challenge Cup National Finals (except the Walk/Trot National Finals), Phase I and Phase II must be judged as a continuous class and must be evaluated using a 1/3-1/3- 1/3 analysis. In Phase I, the rail work portion and the individual workout shall each constitute 1/3 of the overall judging, or 2/3 of the total class. Phase II (the Championship), in which only rail work is performed, shall constitute the remaining 1/3 of the total class. Therefore, the rail work portions constitute two thirds (2/3) of the entire class and the individual pattern constitutes one third (1/3) of the class.
 9. There will be no less than four (4) hours between the end of Phase I and the beginning of Phase II, and no more than two (2) consecutive days between the two Phases. When the riders return to the ring for Phase II, the announcer is to state that they have been previously judged on rail and figure work.
 10. 10. No individual workouts will be requested in Phase II, however, at the judges' discretion, selected riders may be requested to do additional rail work as a group for the purpose of breaking a tie. They may not be asked to exchange horses or to ride without irons in this phase.
 11. 11. In all UPHA Challenge Cup National Finals, a champion and reserve champion will be chosen, with the

next eight (8) riders placed in numerical order. Two unannounced reserves should be tied. The “Top Ten” will be announced first, followed by the reserve champion and the champion. It is recommended that all riders be retired to a holding area outside of the ring and then brought back in individually and numerically for the “Top Ten” awards and the presentation of the reserve champion and champion.

b. UPHA CHALLENGE CUP 17 & UNDER

1. Open to all saddle seat equitation riders, 17 years of age and under, riding a mare or gelding of any breed. Riders compete at the walk, trot and canter both directions of the ring. Showmanship is paramount throughout the class. Judging is based 60% on rail work and 40% on the individual workout. The top four (4) riders must be worked individually; more may be worked at the judge's discretion.
2. The mandatory workout in all qualifying classes is: “Trot a serpentine consisting of four half circles to the opposite end of the ring. Return down either rail at a show trot.” Judges are not permitted to alter the mandatory workout in any manner. It is recommended, at the discretion of the judge, to instruct the ringmaster to line riders up as to create a clear area for the serpentine.
3. One open UPHA Challenge Cup win eliminates that rider from further competition in qualifying classes that season. Riders may show in their Chapter Championship.
4. Two UPHA Challenge Cup classes may be offered at the same competition, one for riders 14-17 (Senior) years of age and one for riders 13 years of age and under (Junior), with separate awards.
5. UPHA Challenge Cup National Final, UPHA Junior Challenge Cup National Final and UPHA Challenge Cup Chapter Championship Specifications:
 - a. Chapter Championships—Residency requirements pertain only to UPHA Challenge Cup Chapter Championships. Rider must compete within the UPHA Chapter in which they reside (residence to be determined by the legal voting residence of the rider's parent or guardian). The first four places in open UPHA Challenge Cup qualifying classes are eligible to compete in the UPHA Chapter Championships. Chapter Championships are optional. The top four (4) riders must be worked individually; more may be worked at the judge's discretion. The judge(s) may use any of the recognized tests 1-15 (refer to EQ118); exchange of horses cannot be requested.
 - b. UPHA Challenge Cup National Final or UPHA Junior Challenge Cup National Final—Riders qualify for the open UPHA Challenge Cup National Final by placing first through fourth in an open UPHA Challenge Cup qualifier or first through fourth in a UPHA Challenge Cup Chapter Championship.
 - c. In the UPHA Challenge Cup National Final, the judge(s) may use any of the recognized tests 1-14 (refer to EQ118). In all UPHA Junior Challenge Cup National Final (Riders 13 & Under), judges are cautioned not to ask for an inappropriate, or illegal, workout. Thirteen and under riders may be asked to perform USEF tests #1 through #12. They are not permitted to change leads on or off the rail. Simple serpentes and figure eights are acceptable; however, diagonal line changes (which include a canter or any line cantering off the rail) are not permitted in any manner. The basic figures, or combination of the basic figures, are the intent in all UPHA Junior Challenge Cup National Finals.
 - d. Any rider regardless of age, who is qualified has the option of showing in the UPHA Challenge Cup National Final but a 13 & under rider may not compete in both the UPHA Junior Challenge Cup National Final and the UPHA Challenge Cup National Final.
 - e. The UPHA Junior Challenge Cup National Final winner may compete for the UPHA Challenge Cup National Final in a succeeding year, but is ineligible for further competition in UPHA Junior Challenge Cup classes.

c. UPHA PLEASURE CHALLENGE CUP.

1. Open to all saddle seat equitation riders 17 years of age and under riding a mare or gelding of any breed and pleasure type. Riders compete at the walk, trot and canter both directions of the ring. Showmanship is

paramount throughout the class. Judging is based 60% on rail work and 40% on the individual workout. The top four (4) riders must be worked individually; more may be worked at the judge's discretion.

2. The mandatory workout is: "Trot a serpentine consisting of four half circles to the opposite end of the ring. Return down either rail at a show trot." Judges are not permitted to alter the mandatory workout in any manner. It is recommended, at the discretion of the judge, to instruct the ringmaster to line riders up as to create a clear area for the serpentine.
3. Eligibility to compete in UPHA Pleasure Challenge Cup classes is limited to those riders who show ONLY pleasure equitation horses with full manes and tails with natural carriage of the Saddle Seat breeds during a given competition year.
4. Riders to wear informal saddle seat attire per EQ114.1a; formal attire prohibited.
5. Two UPHA Pleasure Challenge Cup classes may be offered at the same competition, one for riders 14-17 years of age and one for riders 13 years of age and under, with separate awards.
6. A win of a UPHA Pleasure Challenge Cup eliminates a rider from further competition in that class for the remainder of the qualifying season. The rider may then elect to show in the UPHA Challenge Cup division they have not yet won if they need a second qualification for either National Final.
7. UPHA Pleasure Challenge Cup National Final Specifications:
 - a. Pleasure equitation riders will qualify for the UPHA Pleasure Challenge Cup National Final by placing first through fourth in a UPHA Pleasure Challenge Cup qualifier or first through fourth in an open UPHA Challenge Cup qualifying class.
 - b. Pleasure equitation riders have the option of showing in the UPHA Challenge Cup National Final or the UPHA Junior Challenge Cup National Final as well as the UPHA Pleasure Challenge Cup National Final; however, they must have separate qualifications for each Final.
 - c. A Pleasure equitation rider can qualify to compete in the open UPHA Challenge Cup National Final by placing first through fourth in an open UPHA Challenge Cup qualifying class.
 - d. In the UPHA Pleasure Challenge Cup National Final, the judge(s) may use any of the recognized tests 1-14 (refer to EQ118).
8. All other rules, judging specifications and procedures for the UPHA Pleasure Challenge Cup and UPHA Pleasure Challenge Cup National Final will be governed by the same rules as in the UPHA Challenge Cup National Final and UPHA Junior Challenge Cup National Final.
- d. UPHA MORGAN, ARABIAN BREEDS, AND NATIONAL SHOW HORSE CHALLENGE CUPS.
 1. Open to riders 17 years of age and under, riding a Morgan, Arabian Breeds, or National Show Horse mare or gelding. Riders compete at the walk, trot and canter both directions of the ring. Judging is based 60% on rail work and 40% on the individual workout. The top four (4) riders must be worked individually; more may be worked at the judge's discretion.
 2. The mandatory workout in all qualifying classes is: "Trot a serpentine consisting of four half circles to the opposite end of the ring. Return down either rail at a show trot." Judges are not permitted to alter the mandatory workout in any manner. It is recommended, at the discretion of the judge, to instruct the ringmaster to line riders up as to create a clear area for the serpentine.
 3. In the UPHA Morgan, Arabian Breeds, and National Show Horse Challenge Cup National Finals, a minimum of four (4) riders must perform an individual workout. The judge(s) may use any of the recognized tests 1-14 (refer to EQ118).
 4. Riders in UPHA Morgan, Arabian Breeds, or National Show Horse Challenge Cup qualifying classes, may qualify for their respective UPHA breed Challenge Cup National Finals by placing first through fourth in the respective breed qualifying classes or first through fourth in an open UPHA Challenge Cup qualifying class.
 5. Morgan, Arabian Breeds, and National Show Horse riders have the option of competing in the open UPHA

Challenge Cup National Final or the UPHA Junior Challenge Cup National Final at the American Royal, Kansas City, MO, and in their respective UPHA Breed Challenge Cup National Final, however, they must have separate qualifications for both National Finals. Riders showing in breed restricted UPHA Challenge Cup qualifying classes do not qualify for the Open Finals.

6. A win of a UPHA Morgan, Arabian Breeds, or National Show Horse Challenge Cup qualifier eliminates the rider from further competition in that class for the remainder of the qualifying season. The rider may then elect to compete in any other UPHA Challenge Cup classes for which he/she is eligible in order to comply with the "separate qualification" rule if the rider intends to compete in more than one UPHA Challenge Cup National Finals.
 7. All other rules, judging specifications and procedures for the UPHA Breed Challenge Cup qualifying classes and National Finals will be governed by the same rules as the open UPHA Challenge Cup National Finals or UPHA Junior Challenge Cup National Finals.
- e. UPHA ADULT CHALLENGE CUP.
1. Open to all amateur riders 18 years of age and over riding a mare or gelding of any breed. Riders compete at the walk, trot and canter both directions of the ring. Showmanship is paramount throughout the class. Judging is based 60% on rail work and 40% on the individual workout. The top four (4) riders must be worked individually; more may be worked at the judge's discretion.
 2. The mandatory workout in all qualifying classes is: "Trot a serpentine consisting of four half circles to the opposite end of the ring. Return down either rail at a show trot." Judges are not permitted to alter the mandatory workout in any manner. It is recommended, at the discretion of the judge, to instruct the ringmaster to line riders up as to create a clear area for the serpentine.
 3. A win of a qualifying class does not eliminate that rider from further competition in qualifying classes that season.
 4. UPHA Adult Challenge Cup National Finals Specifications:
 - a. All ribbon winners of an UPHA Adult Challenge Cup class will be eligible for the UPHA Adult Challenge Cup National Final.
 - b. In the UPHA Adult Challenge Cup National Final, a minimum of four (4) riders must perform an individual workout. The judge(s) may use any of the recognized tests 1-13 (refer to EQ118).
 - c. Since there is not a Phase I preliminary in the UPHA Adult Challenge Cup National Final, judging specifications shall be 60% on rail work and 40% on the individual workout.
 - d. Winners of the UPHA Adult Challenge Cup National Final will be eliminated from further competition in UPHA Adult Challenge Cup classes after two (2) consecutive or non-consecutive wins of the UPHA Adult Challenge Cup National Final.
 5. All other rules, judging specifications and procedures for the UPHA Adult Challenge Cup qualifying classes and National Final will be governed by the same rules as the UPHA Challenge Cup National Final or UPHA Junior Challenge Cup National Final.
- f. UPHA 10 & UNDER WALK/TROT CHALLENGE CUP.
1. Open to riders 10 years of age and under riding a mare or gelding of any breed. To be judged on the rail at a walk and trot only. Rider may not have ever been judged in a class at a recognized or non-recognized competition that required a canter. This also includes Tournament and Academy classes.
 2. Walk/trot riders must canter after the beginning of his/her nine year old competition year if they have shown in as many as three competition years in that division. The recording of a rider's participation in this division will begin in 2001. Competition year is defined by the Federation as December 1 through November 30.
 3. Headers will be permitted in the lineup and will be called in by the announcer after the class has lined-up and before they are judged. One attendant without whip is permitted to head each horse during the line-up.

The header may stand the entry on its feet and then must stand three paces back from the horse and is only allowed to touch the horse for safety purposes.

4. It is imperative that the horse stand quietly. A judge must order from the ring any unruly horse or one whose actions threaten to endanger the rider, other exhibitors, or their entries.
5. It is recommended that a class having more than twelve (12) entries be divided. If a division is necessary, the recommended split is to divide the entries into a class for riders 8 years of age and under and one for riders 9 to 10 years of age.
6. All ribbon winners will be eligible for the UPHA 10 & Under Walk/Trot Challenge Cup National Final. A win of a qualifying class does not eliminate that rider from further competition in qualifying classes that season.
7. UPHA 10 & Under Walk/Trot Challenge Cup National Final Specifications:
 - a. The winner of the UPHA 10 & Under Walk/Trot National Final will be ineligible for further competition in the UPHA 10 & Under Walk/Trot classes. They will be eligible to compete in the other UPHA Challenge Cup classes at that time.
 - b. Riders will work in groups of twelve (12) or less and will not be asked to perform an individual workout. Ten (10) riders shall be chosen to return for Phase II.
 - c. The UPHA 10 & Under Walk/Trot National Final shall be judged 50% on Phase I-Preliminary and 50% on Phase II-The Championship.
8. All other rules, judging specifications and procedures for the UPHA 10 & Under Walk/Trot Challenge Cup and National Final will be governed by the same rules as the UPHA Challenge Cup National Final or UPHA Junior Challenge Cup National Final.
- g. UPHA FIVE GAITED HORSEMANSHIP.
 1. Open to amateur riders of any age showing a five-gaited horse. Stallions are prohibited. To be judged at the five gaits both ways of the ring and on an individual workout. To be judged 60% rail work, 40% workout.
 2. The spirit of this class is to reward riders with exceptional horsemanship skills. Emphasis should be on a rider's awareness of the horse's performance. Breaking of gait, extreme speed, pacing and excessive bridle movement is to be penalized. Smooth transitions, a square trot, true slow gait and rack and a controlled canter are to be emphasized. Form should be appropriate for the enhancement of a five gaited horse, although equitation rules will be followed. Canter lead changes or canter departures off the rail cannot be requested as testing in qualifying classes or the Finals.
 3. One of the following two designated workouts may be used for qualifying classes and the National Finals:
 - a. Execute a serpentine as follows: slow gait the first loop, trot the second and third loops, slow gait the fourth loop and return down the rail at a rack.
 - b. On the rail, to the right, trot first third, continue trot a circle, stop, slow gait the second third and continue to slow gait a circle, continue at a slow gait around the turn and rack down the opposite rail.
 4. UPHA FIVE GAITED HORSEMANSHIP FINALS. To qualify, riders must compete and be judged in a minimum of one UPHA Five Gaited Horsemanship qualifying class or any one class within the Five-Gaited sections (open or pleasure) during the qualifying season. A win in a qualifying class does not eliminate the rider from further competition in that qualifying season.

EQ118 Tests

Tests from which judges must choose. Tests may be performed either individually or collectively but no other tests may be used. Instructions must be publicly announced. All circles and turns must be performed on correct diagonals and leads. On left diagonal, rider should be out of saddle when horse's left front leg is in the air; on right diagonal, rider should be out of saddle when horse's right front leg is in the air. On left lead, horse's left leg reaches further than the right; on the right lead, horse's right leg reaches further than the left. All changes of lead must be a simple change whereby the horse is

brought back into a halt or walk and restarted into the canter on the opposite lead. In Medal and Championship classes individual workout instructions must be written down by the judge and delivered to the announcer at the beginning of the class. Instructions can be posted at the judge's discretion provided it is announced and posted at least one hour prior to the session in which the class is held. Competition management is encouraged to post the workout more than one hour prior to the session if possible. At all World and National Championships and Finals, competitors must be allowed ample access to the competition arena in order to walk on foot the posted workout. A minimum of ½ hour is recommended. In Championship classes and any class where a workout is required, judge(s) must work a minimum number of riders per number of ribbons awarded in the class. The judge(s) determine which riders will be required to perform additional testing.

1. Circle at a trot. When circling clockwise, rider should be on left diagonal; when circling counterclockwise rider should be on right diagonal.
2. Walk or trot on a straight line on or off the rail, using the correct diagonals.
3. Canter a straight line on the rail on the correct lead.
4. Performance around the ring at a walk, trot, or canter using the correct leads and diagonals only.
5. Feet disengaged from stirrups. Feet engaged. In the line-up only.
6. Change of diagonals on or off the rail. The judge must specify diagonal changes to be executed and the beginning diagonal.
7. Execute serpentine at a trot. A series of left and right half circles off imaginary line where correct diagonals must be shown.
8. Back for not more than eight steps.
9. Figure eight at trot demonstrating change of diagonals. Unless specified, it may be started either facing the center or away from the center. If started facing the center, it must be commenced from a halt.
10. Circle at the canter. When circling clockwise, horse should be on right lead; when circling counterclockwise, horse should be on the left lead.
11. Execute serpentine at a canter.
12. Figure eight at canter. Unless specified, it can be started either facing the center or away from the center. If started facing the center it must be commenced from a halt. Figures are commenced in center of two circles so that one lead change is shown.
13. Canter a straight line, on or off the rail, with or without demonstrating simple change of lead. The judge must specify lead changes to be executed and the beginning lead.
14. Ride without stirrups for a brief period of time, at any gait requested (for not more than one minute at the trotting phase). Riders may be asked to disengage or engage stirrups at a halt or walk or any gait requested by the judge. (Exception: Adult Equitation riders must not be asked to perform without stirrups. See EQ117.9, EQ117.12e and EQ117.15f.)
15. Demonstration ride of approximately one minute on own mount. Movements must be selected from Tests 1-14 above. Rider must advise judge beforehand what ride he plans to demonstrate. To be used only in Championship and/or Medal Classes. Riders must have with them two copies (one for judge and one for announcer) of a written one minute workout in case the judge asks for this test. The test must be stopped at the end of one minute but the rider will not be penalized for not completing it.
16. Exchange horses. This test is to be used only after four or more of the top riders have been tested. Only one pair of riders to exchange. Saddles can be exchanged. The attendant for each horse being exchanged must be allowed in the ring only to facilitate the change. The purpose of this test is to break a tie.

EQ119 U.S. Saddle Seat World Cup Selection Trials

Selection criteria and information about the trials for the U.S. Saddle Seat World Cup Team will be available on the Federation's website under the Saddle Seat World Cup section.

EQ120 Saddle Seat World Cup Competition.

1. When the United States hosts the Saddle Seat World Cup in conjunction with a Federation licensed competition or as a stand alone Federation licensed competition, USEF Membership and Show Pass fees will not apply to owners of donated horses and to international competitors.
2. The World Cup Competition will be conducted in accordance with the International Saddle Seat Equitation Association (ISSEA) and applicable USEF rules.

SUBCHAPTER EQ-4 WESTERN SEAT EQUITATION, REINING SEAT EQUITATION AND WESTERN HORSEMANSHIP SECTION

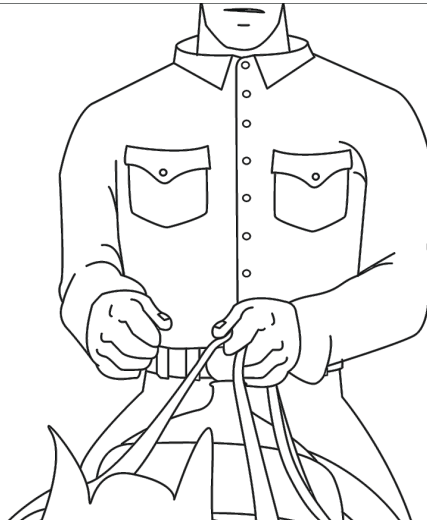
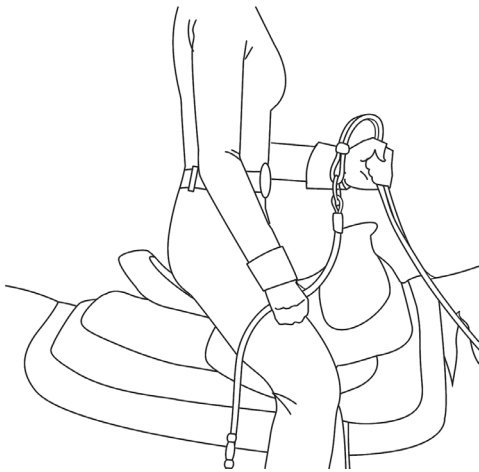


(See Western Rules, Chapter WS)

EQ121 General

1. Riders will be judged on seat, hands, performance of horse, appointments of horse and rider and suitability of horse to rider. Results as shown by the performance of the horse are NOT to be considered more important than the method used in obtaining them.
2. Exhibitors can ride sidesaddle in adult equitation classes but not in classes restricted to juniors.

EQ122 Position

1. Basic Position. The stirrup should be adjusted to the proper length to allow heels to be lower than toes, with a slight bend in the knee and calf close to horse. Feet should be placed in the stirrups with weight on ball of the foot with feet flat on stirrup. Consideration, however, should be given to the width of the stirrups, which vary on Western saddles. If stirrups are wide, the foot may have the appearance of being “home” when, in reality, the weight is being properly carried on the ball of the foot. Body should always appear comfortable, relaxed, and flexible. Arms are in a straight line and close with body, the one holding reins bent at elbow. Only one hand is to be used for reining regardless of type of bit used and hands shall not be changed. Hand to be around reins. When using a romal the riders hand shall be closed around the reins with the wrist kept straight and relaxed, the thumb on top. When split reins are used and ends of split reins fall on the same side as reining hand, one finger between reins is permitted. When using romal or when ends of split reins are held in hand not used for reining, no finger between reins is allowed. The position of the hand not being used for reining is optional but it should be kept free of the horse and equipment and held in a relaxed manner with the elbows close to the body and rider’s body straight at all times. Rider can hold romal or end of split reins to keep from swinging and to adjust the position of the reins, provided it is held with at least 16 inches of slack rein between the hands. Hand to be above or slightly in front of horn and as near to it as possible. When riding in a snaffle bit or hackamore two hands may be used with arms in a straight line with the body, bent at the elbow at approximately 90 degree angle with hands 6-16 inches apart. (Exception: Arabian division where hackamore and snaffle bits are not allowed.) Bracing against saddle or coiled riata is penalized



Note: For additional information, see EQ122.1.

2. Position in Motion. Rider should sit to jog and not post. At the lope, rider should be close to saddle. All movements of horse should be governed by the use of subtle aids and the shifting of rider's weight is not desirable. 3. Side Saddle. Side saddle riders should sit square in the saddle, spine to be perpendicular to a horse's backbone. Shoulders to be square and back. Head straight and level. The left leg should hang straight down naturally and close to the horse's side. The heel should be down and the stirrup resting on the ball of the foot, exactly as an astride rider. The left knee rests against the saddle. The lower portion of the rein arm should be parallel with the ground and the reining hand over the right knee. The upper rein arm will take about a 30 degree angle. The knuckles of the reining hand should be vertical with the ground and the reining hand should always be held directly over the right knee and in no way forward of this knee. The upper portion of the inactive arm should be vertical with the body and the elbow of this arm should not protrude to the rear of the upper body. When using closed reins, the inactive hand should be closed around the free ends of the reins and the lower portion of this arm held at about a 45 degree angle in a natural position.

EQ123 Appointments

Competitors must be penalized for incomplete appointments but not necessarily disqualified.

1. Personal. Riders must wear Western hat; long-sleeved shirt with any type of collar; a necktie, kerchief or bolo tie or brooch; trousers or pants; (a one-piece long-sleeved equitation suit is acceptable provided it includes any type of collar). Chaps and boots are required. A vest, jacket, coat, and/or sweater may also be worn. Protective headgear with harness is optional in all classes; not required to be of Western style. Refer to GR801. Spurs are optional. Side saddle riders must wear an apron of either the closed or buttoned type, or with waist band cut

the same as a pair of chaps and double thickness. Hair must be neat and securely fastened if long so as not to cover rider's number.

2. Tack.

- a. The saddle must fit the rider. It may be slick or swelled fork, have a high or low cantle but must definitely be sized to the rider. Nothing that would prevent the stirrups from hanging freely shall be added to or deleted from a standard western saddle. Exhibitors can ride side saddle in adult equitation classes but not in classes restricted to juniors.
 - b. There shall be no discrimination against any standard western bit. Curb chains and leather chin straps may be used but must be flat and at least 1/2" in width, and lie flat against the jaws of the horse. No wire, rawhide, metal or other substance can be used in conjunction with or as part of the leather chin strap or curb chains. A light lip strap is permissible.
 - c. Hackamores as defined in WS105.4, all snaffle bits as defined in WS105.3 may be used on junior horses; tie-downs, running martingales, draw reins, and cavesson-type nosebands are prohibited. Silver equipment may be used but shall not be given preference over good working equipment. A hackamore or snaffle bit rider may ride with two hands. Horses shown in the Arabian, Half Arabian, Morgan, National Show Horse, American Saddlebred Divisions may not use hackamores or snaffle bits in the Equitation division and must be shown with one hand.
3. Bandages and boots of any type are prohibited. In the event of injury, the judge may permit a protective bandage. In Western Seat Equitation classes where a pattern is required, the use of shin, bell boots and/or protective bandages on the front legs and standard sliding or rundown boots on the rear fetlocks are permitted.

EQ124 Conduct

(See GR1210.1b -.1e)

1. Classes for junior and senior riders can be combined.
2. When entries warrant, it is recommended that competitions restrict Maiden, Novice, Limit and Intermediate riders to their respective categories.
3. DIVISION OF CLASSES
 - a. In Western Seat, all classes with 50 or more entries at the beginning of the class must be divided and run as two separate sections with separate trophies and ribbons. (Exception: Regional and National Equitation Finals and all Equitation Classics)
 - b. If there are 50 or more entries remaining in a class after a class has been divided, the class must be re-divided by every other number and separate trophies and ribbons must be awarded. Once a class has been re-divided it cannot be divided further.
4. MONEY PRIZES. In Equitation classes the rider is the competitor and wins the award. Offering of prize money in Equitation classes for junior exhibitors and amateurs is forbidden. (Exception: Scholarship funds may be awarded. However, these funds must be disbursed directly to the institution upon proof of enrollment by the awarded recipient.)
5. RIBBONS. In Western Seat Equitation classes one ribbon must be awarded for every six competitors but no more than ten ribbons are required.
6. NUMBERS. Numbers must be worn on the rider's back and must be clearly visible at all times when in competition. (Exception: Exhibitors in Open Western events must place number on both sides of saddle pad or on the rider's back. Exhibitors in reining seat equitation section may place number on the left side, both sides of the saddle pad or on the rider's back).
7. Attention getting devices and/or other noisemakers (including but not limited to tape measures, blow horns, altered bamboo poles, etc.) are not allowed in and around the make up/schooling/warm-up and competition rings during

scheduled competition sessions. Use of explosives and fire extinguishers by or for exhibitors/competitors (except in the case of fire) is not allowed on competition grounds at any time. (See also GR839.4j)

EQ125 Western Seat Equitation

Riders enter the ring at a walk or jog and are judged at a flat-footed four beat walk, two-beat jog and a three-beat lope both ways of the ring. The order to reverse may be executed by turning toward or away from the rail. All competitors are required to back in a straight line during the line up in all classes.

Judges are encouraged to call for at least two tests from EQ129 to be performed by competitors being considered for an award. Due to the difficulty of properly fitting tack, riders shall not be asked to change horses.

See Western Seat Equitation/Western Horsemanship Chart for list of faults and causes for elimination.

EQ126 Western Horsemanship

1. Riders in classes for junior exhibitors cannot have reached their 18th birthday in accordance with GR128.
2. Emphasis shall be placed on horse and rider working together. Execution and correct form of both horse and rider, while maintaining a pleasurable ride are the main criteria for this class.
3. Rider must perform a pattern which will be posted by the judge at least one hour prior to the class. Tests 1-15 may be used.
4. Failure to complete the pattern will not result in disqualification but will be scored accordingly. Rail work is optional at the discretion of the judge. Backing must be included in either the pattern or the lineup.

EQ127 Reining Seat Equitation

1. Riders in classes for junior exhibitors cannot have reached their 18th birthday in accordance with GR128.
2. Emphasis shall be placed on horse and rider working together.
3. Riders will be judged on seat, hands, performance of horse, appointments of horse and rider and suitability of horse to rider.
4. Results as shown by the performance of the horse are NOT to be considered more important than the method used in obtaining them.
5. Riders must perform a reining pattern from RN106, which will be posted by the judge at least one hour prior to the class.
6. No rail work will be performed.
7. A rider who is off pattern will be disqualified and will not receive any award except in a work-off in the case of a tie, the rider will be placed last of those chosen for the work off.
8. Dropping of bits is optional with the judge, but if called for in the ring, assistance, if necessary, may be had from one of the ring officials. Riders must dismount.
9. The official USEF Reining Seat Score Sheet must be used and posted in accordance with RN101.2.
10. Scoring for the Reining portion of the class will be in accordance with RN103. With exception of RN103.2.
11. The Equitation portion of the class will be scored with all riders entering the arena with a score of 70, and each maneuver being scored from a +1-1/2 to -1-1/2.
12. Scores must be announced after each rider works, with the Reining Score being announced first, followed by the Equitation Score, and the Total Score.
13. In the case of tie, the Equitation Score will be used to break the tie. In a multi judge system, the call judge's Equitation Score will be used.

EQ128 Requirements for Specific Classes.

The following three age limit classes are suggested, but may vary according to local conditions: a) juniors who have not reached their 11th birthday; b) juniors who have reached their 11th but not their 14th birthday; c) juniors who

have reached their 14th but not their 18th birthday.

1. Maiden, Novice and Limit. For juniors who have not reached their 18th birthday. Tests 1-8.
 - a. Open to riders that have not won one/three/six/twelve first place ribbons respectively competing in equitation classes at Regular and Local Competitions of USEF or Equine Canada. The Maiden, Novice, Limit and Intermediate status of riders at Regular and Local Competitions is determined from the closing date of entries. Blue ribbons won in the Hunter section will not affect a rider's status in the Saddle or Stock sections, etc. Ribbons won in classes restricted to a particular breed will affect a rider's status. Ribbons won as a junior affect a rider's status when competing as an adult.
 - b. Ribbons won in leadline classes and in classes where entries are not required to ride at all gaits will not affect Maiden, Novice, Limit and Intermediate status.
2. Under 11. For juniors who have not reached their 11th birthday. Tests 1-6.
3. 11 and Over. Tests 1-15.
4. Open. For juniors who have not reached their 18th birthday. Tests 1-15.
5. Adult Amateur, Tests 1-15.
6. CHAMPIONSHIPS. To be awarded on a competitive basis. May be held:
 - a. as a free post entry class, open to any designated number of place winners (minimum of two) in previous classes in the Western Seat section except Maiden, Novice and Limit Classes; or
 - b. as an Open class with advance entries for competitors who have competed in at least one other class in the Western Seat Section. Judges may require additional tests. Tests 1-15.

EQ129 Tests from which judges must choose

Tests can be performed either collectively or individually but no other tests may be used. Instructions must be publicly announced.

1. Back.
2. Individual performance on the rail.
3. Extended jog.
4. Figure eight at the jog.
5. Circles at either a jog or lope.
6. Lope and stop.
7. Extended lope.
8. Figure eight at lope on correct lead, demonstrating simple change of lead (this is a change whereby the horse is brought back into walk or jog and restarted into a lope on the opposite lead). One figure eight demonstrates two changes of lead and is completed by closing up the last circle.
9. Side pass.
10. Figure eight at lope on correct lead, demonstrating flying change of lead.
11. Change leads down center of ring, demonstrating simple change of lead.
12. Ride serpentine course, demonstrating flying change of lead at each change of direction.
13. Demonstrate sliding stop.
14. Execute 360 degree turns (spins).
15. Roll backs.

WESTERN SEAT EQUITATION AND WESTERN HORSEMANSHIP

Note: Standard Reining Penalties (see RN103) will apply for reining seat equitation.

	GOOD	MINOR FAULTS	MAJOR FAULTS	ELIMINATION
SEAT	Keeping center of balance Complete contact with saddle Straight back	Sitting off center Sway back Round back Losing center of balance	Excessive body motion Popping out of saddle	
HANDS	Quiet, light hands maintaining consistent head position Proper position (see EQ122)	Unsteadiness Incorrect position	Horse's mouth gapping Heavy hands i.e. Constant bumping restrictions causing untrue gaits Touching horse & touching saddle to prevent fall	Two handing reins Finger between normal reins More than one finger between split reins Less than 16" of rein slack between hands
LEGS	Secure leg position Proper weight in stirrups Controlling motion Weight evenly on ball of foot Heels lower than toes	Uneven stirrups motion in legs Insufficient weight in stirrups Incorrect position	Excessive spurring Loss of contact between legs & saddle/foot & stirrups	Spurring/kicking in front of cinch
CONTROL	Maintaining horse in good form at consistent gaits Ability to maintain horse under adverse conditions	Breaking from walk to jog Breaking from jog to lope Not standing in line up	Breaking from jog to walk Breaking from lope to jog Allowing horse to back crooked Missing leads Failure to back Blatant disobedience Freeze up in spins or roll backs before initiating stop	
OVERALL APPEARANCE	Suitable well-fitted outfit Well-groomed horse Clean equipment	Saddle not suitable to rider's size Unfitted outfit Dirty boots Ungroomed horse Uncleaned equipment	Improper appointments	Illegal equipment Equipment failure that delays completion of pattern
GENERAL	Good attitude towards horse & judge consistency of rider's form	Equipment not fitting horse Failure to use corners and rail Suitability of horse and rider	Inclusion of maneuver not specified Excessive voice commands Excessive circling major delays in transitions Off pattern	Schooling horse Fall of horse and/or rider Bloody mouth horse with cut or abrasion showing clear evidence of fresh blood in mouth, nose, chin, shoulder, barrel, flank or hip area