2026

UNITED STATES EQUESTRIAN FEDERATION

RULE BOOK

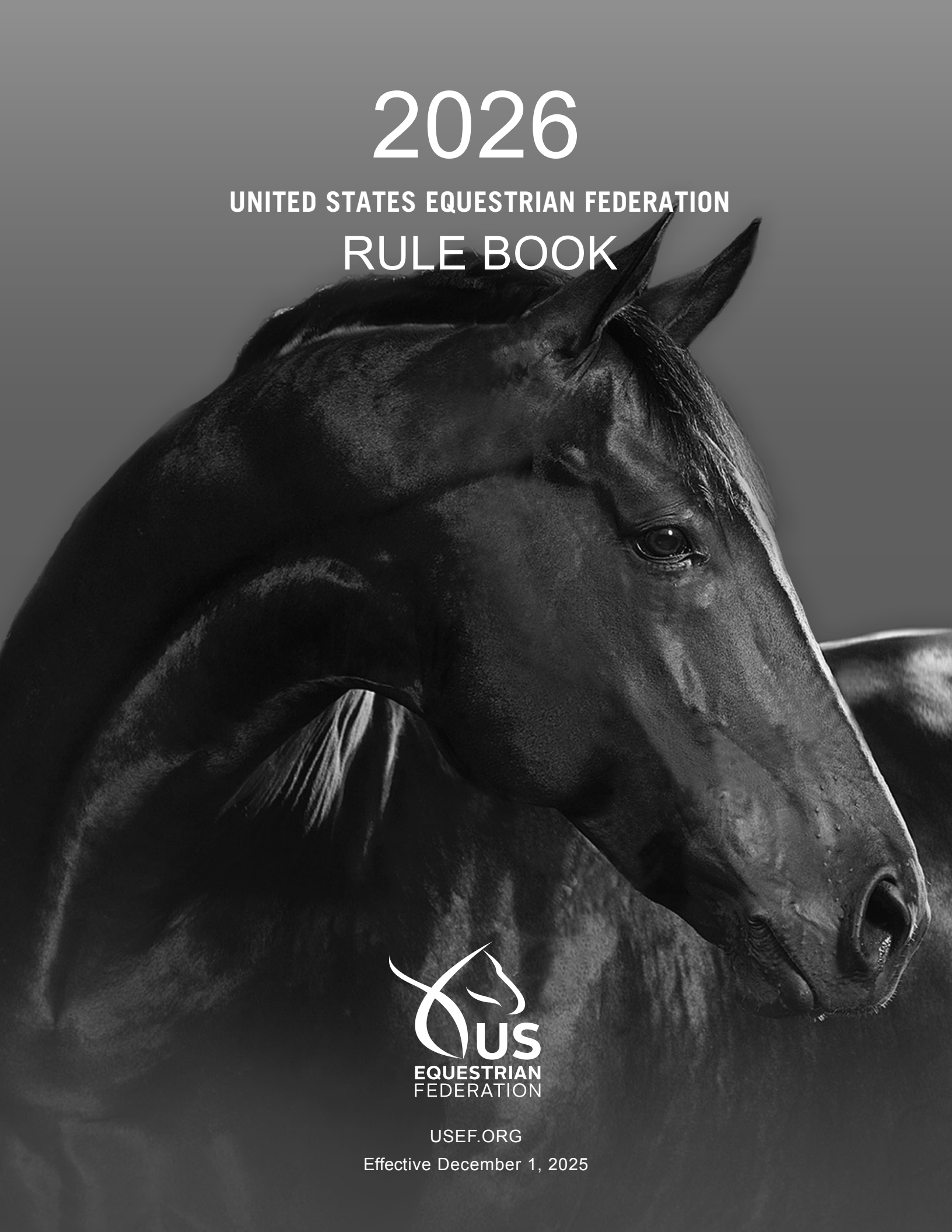

US EQUESTRIAN FEDERATION

USEF.ORG

Effective December 1, 2025

2026 UNITED STATES EQUESTRIAN FEDERATION, INC. RULEBOOK

The National Equestrian Federation of the United States a member of the Federation Equestre Internationale and of the United States Olympic & Paralympic Committee.

THIS RULEBOOK SUPERSEDES ALL PREVIOUS EDITIONS

THE RULES PUBLISHED HEREIN ARE EFFECTIVE DECEMBER 1, 2025 UNLESS OTHERWISE SPECIFIED AT THE TIME OF THEIR ENACTMENT AND REMAIN IN EFFECT EXCEPT AS SUPERSEDED BY RULE CHANGES ENACTED BY THE BOARD OF DIRECTORS AS PUBLISHED ON THE FEDERATION'S WEB SITE AT www.usef.org OR BY SUBSEQUENT EDITIONS OR SUPPLEMENTS TO THE RULE BOOK

Published by United States Equestrian Federation, Inc.

4001 Wing Commander Way

Lexington, KY 40511

859-810-8733

Fax: 859-721-1151

© Copyright 2024-2025 by United States Equestrian Federation, Inc. All rights reserved. Permission is granted for one print or electronic copy to be made for personal use only in connection with Federation Licensed or Endorsed Competitions. All other reproduction, distribution, or duplication of these Rules, whether in print or electronically, or use for any other purpose is strictly prohibited without the Federation's advance written permission. When the Federation Rules are being used at a competition, it is the responsibility of each exhibitor to ascertain that the competition is Federation licensed or endorsed or that written permission has been given to the competition. The Federation disclaims any responsibility whatsoever, for negligence or otherwise, for any losses, injuries, or other claims arising out of any unrecognized competition or from any unauthorized use of these Rules. The Federation requests that any unauthorized uses of these Rules be reported to it.

THE SPORTSMAN'S CHARTER

That sport is something done for the fun of doing it and that it ceases to be sport when it becomes a business only, something done for what there is in it;

That amateurism is something of the heart and spirit - not a matter of exact technical qualifications;

That good manners of sport are fundamentally important;

That the code must be strictly upheld;

That the whole structure of sport is not only preserved from the absurdity of undue importance, but is justified by a kind of romance which animates it, and by the positive virtues of courage, patience, good temper, and unselfishness which are demanded by the code;

That the exploitation of sport for profit alone kills the spirit and retains only the husk and semblance of the thing;

That the qualities of frankness, courage, and sincerity which mark the good sportsman in private life shall mark the discussions of his interests at a competition.

© USEF 2026

UNITED STATES EQUESTRIAN FEDERATION, INC.

(the Federation)

THE UNITED STATES EQUESTRIAN FEDERATION, INC.
4001 Wing Commander Way
Lexington, KY 40511

(859) 810-8733
Fax: (859) 721-1151

NOTICE: Verbiage in red text indicates new or revised rules approved to become effective December 1, 2025, unless another date is specified. EFFECTIVE dates for new rules are listed and these dates do vary.

The Rules published in this Rulebook are subject to additions or revisions pursuant to Chapter 1, Sub-chapter 1-B of the Rules. Please see the Federation's web site at www.usef.org for any changes subsequent to the publication date of this Rulebook.

While every effort has been made to avoid mistakes in this publication, the Federation does not assume any liability to anyone for errors or omissions. Corrections and additions are published on the Federation's web site at www.usef.org.

© USEF 2026

GENERAL RULES

CHAPTERS 1-13

BREED/DISCIPLINE CHAPTERS

A knowledge of the rules of any sport is required of each participant and the exhibitor at a Licensed Competition is in no way exempt from this responsibility. A complete knowledge of and compliance with the rules are essential and the exhibitor must be fully cognizant of all the rules as well as class specifications in the Divisions in which he or she shows.

It is obvious that however complete rules may be, they can never cover all possible situations which may arise. If a matter cannot be solved by interpreting the rules to the letter, the solution to be adopted by those responsible should lie in a principle which follows as nearly as possible the spirit of the rules.

PLEASE READ ALL CROSS REFERENCES CAREFULLY, AND REFER TO THE FEDERATION'S WEBSITE AT www.usef.org FOR OFFICIAL CHANGES AND THE MOST UP-TO-DATE VERSION OF THIS RULEBOOK.

UNITED STATES EQUESTRIAN FEDERATION RULES

The term THE FEDERATION when used herein refers to and denotes only the United States Equestrian Federation, Inc.

CHAPTER 1 DEFINITIONS

SUBCHAPTER 1-A DEFINITIONS

GR101 Adult or Senior (Individual)
GR102 Age (of Equine)
GR103 Age (of Individual)
GR104 Agent
GR105 Amateur
GR106 Amateur Classes
GR107 Clients
GR108 Coach
GR109 Commencement and Completion of Classes
GR110 Comparable Dates
GR111 Competition
GR112 Competition Staff
GR113 Competition Officials
GR114 Competition Terminology
GR115 Competition Year
GR116 Competitor
GR117 Disqualification
GR118 Elimination
GR119 Excused
GR120 Exhibition (Class or Demonstration)
GR121 Exhibitor
GR122 Falls
GR123 Family
GR124 Farm/Business
GR125 Gender
GR126 Hand
GR127 Horse
GR128 Junior
GR129 Ladies' Classes
GR130 Lessee
GR131 License Rights
GR132 Licensed Competition
GR133 Licensee
GR134 Local Classes
GR135 Longeur
GR136 Maiden, Novice, and Limit Classes
GR137 Not in Good Standing

© USEF 2026

GR138 Open Classes
GR139 Opportunity Classes
GR140 Owned by Them
GR141 Owner
GR142 Owner's Classes
GR143 Para-Equestrian
GR144 Pony
GR145 Professional
GR146 Procedural Review
GR147 Shown and Judged
GR148 Trainer
GR149 Veterinarian
GR150 Official Video
GR151 Young Rider

SUBCHAPTER 1-B ADOPTION AND AMENDMENT OF FEDERATION RULES

GR152 Rules
GR153 Rule Change Procedures
GR154 Presidential Modifications

CHAPTER 1 DEFINITIONS

SUBCHAPTER 1-A DEFINITIONS

GR101 Adult or Senior (Individual)

1. An individual who has reached their 18th birthday as of December 1 of the current competition year.
   a. For competition purposes, in the Dressage division, competitors shall compete as Adults from the beginning of the calendar year in which they reach the age of 22.
   b. For the Eventing Division, see EV108.
   c. For Paso Fino Division, see PF106.1.
   d. For the Arabian Division, see AR110.
   e. For the AMHA Medal Classes, see MO165.
   f. For the Endurance Division, see EN102.

GR102 Age (of Equine)

1. For competition purposes any horse is considered to be one year old on the first day of January following the actual date of foaling.
   a. Exception: In the Paso Fino Horse Division, For purposes of determining the appropriate class for competition at a specific horse show, a horse's age is determined in months from the foaling date to the last day of the month preceding the month of the show.
   b. Some breed/disciplines may, for purposes of eligibility to compete, use the actual age of the animal (of foaling date).
2. A mature horse is one that is over four years of age.
3. A junior horse is one that is four years of age or younger. Exceptions:
   a. Junior Breeding or In-Hand classes are open to horses two years old and under. Junior Horse performance classes held in the Arabian, Friesian, National Show Horse, and Western Division(s) are open to horses five years old and under. Senior Breeding or In-Hand classes are open to horses three years old and over.
   b. For Andalusian/Lusitano, see division rules.

GR103 Age (of Individual)

1. The age of an individual on December 1 will be maintained throughout the entire competition year.
2. Persons born on December 1 will assume the greater age on that date.
3. If a competition is in progress on any November 30, an individual's age at the start of the competition will be maintained throughout the competition.
4. Exceptions: see GR150, EV108, DC912, DR119.3, EN102, RN104 and PF106.1-.4.

GR104 Agent

Any adult or adults, including but not limited to any groom(s), veterinarian(s), coach(es) or other persons who act on behalf of an exhibitor, owner or lessee of a horse, trainer, rider, driver or handler at or in connection with a Licensed Competition.

GR105 Amateur

See GR1306 and GR1307.

GR106 Amateur Classes

1. Every contestant must hold amateur status. See GR1306 and GR1307.

2. Amateur classes may be restricted to riders, drivers, or handlers who are no longer eligible to compete as a junior exhibitor. In the Dressage Division, individuals are only eligible to compete as amateurs from the beginning of the calendar year in which they reach age 22. See DR119.3.

GR107 Clients

1. As used in GR1304, GR1006 and GR1040, “client” and “clients” of a judge, steward or technical delegate shall include:
   a. Any person who has received, or is going to receive, or who has a member of their family who has received, or is going to receive, horse training or instruction in riding, driving, vaulting, or showing in hand or in halter from the judge, steward or technical delegate or from said official’s employee, whether or not remuneration has been given or received, or is going to receive, and whether or not such training or instruction took place at a Licensed Competition;
   b. Any person whose relationship has not been terminated at least thirty (30) days prior to the start of a competition;
   c. Any persons who pay horse board (excluding stud fees and broodmare board) to the judge, steward, or technical delegate, or to a member of their family; and
   d. Any persons entered in a Licensed Competition as rider, driver, vaulter, handler, exhibitor, owner or lessee, and members of the family of the foregoing, on an entry blank signed in any capacity by the judge, steward or technical delegate or their agent, employee or member of their family, whether or not remuneration has been given or received.
2. The conducting of clinics or assistance in group activities will not be considered as instruction, coaching, or tutoring. Private instruction may be given in clinic settings, so long as the relationship between clinician and participant is limited to the clinic and will not extend beyond the clinic so as to form a Trainer/Client relationship.
   a. For purposes of these rules, a “clinic” is an equestrian educational opportunity between a professional and a rider/driver/vaulter/handler where the relationship between the clinician and the participant is limited in time to the clinic and is not ongoing, outside of future clinic participation, whether the education is provided in a group or individual setting.
   b. Exception: Individuals competing in a Federation licensed dressage competition are not permitted to participate in a clinic (group or private) within 30 days prior to a competition where the judge/clinician is officiating a class where the clinic participant competes.

GR108 Coach

For purposes of these rules, a coach is defined as any adult or adults on the competition grounds who has or shares the responsibility for instructing, teaching, schooling, or advising a rider, driver, handler, or vaulter in equestrian skills. See also GR908.

GR109 Commencement and Completion of Classes

1. Refer to GR829.
2. In classes where horses compete collectively, a warning is issued and the in-gate must be closed two minutes after the first horse enters the ring.
   a. Judging must not commence until the gate is closed or at the end of the two-minute call. An official timer must be appointed to enforce this rule.
3. Exception: Dressage or Western Dressage division.
4. For Paso Fino, see PF102.7.
5. In a class where horses compete individually, a class is considered completed when all horses have completed the class routine as designated by the rules.
6. In classes where horses compete collectively, a class is considered completed when the class has been judged in accordance with the rules and the judge(s) submit their cards to the ringmaster or announcer.
7. None of the above applies to the Jumper division. Refer to Chapter JP.

GR110 Comparable Dates

1. For competitions with a start date of December 1, 2008 or later, the following provisions will be in effect:
   a. For the 2009 competition year and thereafter, comparable dates will be based on competition's 2006 dates using the Memorial Day Date Rotation Axis. Under the Memorial Day Date Rotation Axis, all Federation competition dates rotate in conjunction with Memorial Day.
   b. For the 2009 competition year, any competition that did not hold a license for the 2006 competition year, but received a license for the 2007 and/or 2008 competition year, will have priority over new competitions requesting dates. However, competitions with licenses for the 2006 competition year will have priority over any of the above mentioned competitions.
   c. For purposes of determining mileage between competitions, quarters will be defined as follows: first quarter - December through February; second quarter March through May; third quarter - June through August; fourth quarter - September November. The first day of a competition is the date used to determine the mileage applied to the entire competition.

GR111 Competition

A competition or competition date begins at 12:01 am on the calendar date on which the first class (or Horse Inspection, if applicable) is scheduled and ends at midnight on the calendar date on which the last class is scheduled.

For purposes of Chapter 3 of these rules, an "existing competition" is a licensed or comparable competition.

GR112 Competition Staff

Includes and refers to the following persons: Gate Attendants, Ring Clerks, Farriers, Timekeepers, Announcers, Ringmasters and other persons engaged directly by the competition.

GR113 Competition Officials

Includes and refers to the following persons: Directors, Officers, Chairman of the Show Committee, Manager, Secretary, Licensed Officials, and Veterinarians.

GR114 Competition Terminology

1. For the purposes of Federation rules, the following definitions apply to Federation Licensed Competitions.
   a. Rated class - any class held on a Licensed Competition date that counts towards the division or section rating. (See Chapter 3).
   b. Unrated class - any class held on a Licensed Competition date that does not count towards the division or section rating, or any class held at an unrated Licensed Competition. (See GR307.3)
   c. Recognized class - any class held on a Licensed Competition date for which there are Federation division rules. (See GR301 or GR902.3).
   d. Unrecognized class - any class held on a Licensed Competition date in accordance with the requirements of GR301.1 or GR902.3. (See GR902.2).
   e. Division - group of rules pertaining to a specific breed or discipline (i.e. Morgan, Jumping).
   f. Section - group of rules within a specific breed or discipline division that pertains to a type of class (i.e. Working Western Section within the Arabian Division).

GR115 Competition Year

1. For the purposes of these rules, the competition year is defined as starting December 1 and ending November 30.
   a. The Paso Fino competition year is defined as starting September 1and ending August 31.
   b. A USHJA Hunter or Jumper Zone may define its competition year as starting October 1 and ending September 30, providing it makes this determination prior to June 1 of the year preceding the new

competition year. If a Zone elects to change its competition year, it must keep that change for a minimum of three (3) years.

GR116 Competitor

The horse, rider (handler, driver) or horse/rider combination being judged depending on the judging specifications for a particular competition.

GR117 Disqualification

1. To exclude a competitor or horse, for cause, from participation in a given class, division or competition.
2. Competitors may be disqualified by the Licensed Competition.
3. If a competitor is disqualified following the completion of a class, for the purpose of determining the number of horses which have been entered, shown, and judged, said competitor's performance shall count. If the competitor received an award, the award must be forfeited. A competitor disqualified in this manner may not use this class as a qualifying class for a Championship (see also GR809.2.).

GR118 Elimination

1. See also GR1305 and specific division rules.
2. To exclude a competitor or horse, for cause, from judging consideration in a class.
3. A competitor who is eliminated is ineligible to receive an award regardless of the number of competitors in the class.
4. If an eliminated competitor completes a class, in accordance with GR116 and GR117, for the purpose of determining the number of horses which have been entered, shown, and judged, said competitor's performance shall count.
5. None of the above applies to the Jumper division. Refer to Chapter JP.

GR119 Excused

1. To have a judge(s) grant permission to, or request that a competitor leave the class.
2. A competitor who is excused is ineligible to receive an award.
3. None of the above applies to the Jumper division. Refer to Chapter JP.

GR120 Exhibition (Class or Demonstration)

1. An Exhibition may be held as a recognized but unrated class or demonstration, as required by division rules. See DR136 for rules pertaining to exhibition classes and demonstrations at Dressage Competitions. See HJ139 for rules pertaining to exhibition classes and demonstrations at Hunter, Jumper or Hunter/Jumper Licensed Competitions.
2. Exhibition classes must be advertised in the prize list and may be judged and ranked. At any Federation Licensed Competition, Exhibition classes may not be restricted to Friesians.
   a. However, results may not be counted for high score awards or championships.
   b. If published, the rankings report must be clearly separated from competition results and noted as being from an exhibition.
   c. Judges for breed or Western exhibition classes held at Licensed Competitions are not required to be licensed by Federation.
   d. Judges for Western Dressage exhibition classes must be licensed as described in WD124.1.
3. Exhibition demonstrations may also be held using horses individually, in groups or in entertainment acts. Such demonstrations cannot be held as a class.
4. Horses used in exhibitions, demonstrations, and retirement ceremonies are subject to the provisions of GR839, but are exempt from the dress and saddlery rules of the competition.

GR121 Exhibitor

1. The owner or lessee of a horse when entered in a class where only the merits of the horse or horse/rider combination are to be considered. In Equitation Classes, Exhibitor refers to the rider.

GR122 Falls

1. A rider is considered to have fallen when they are separated from their horse, that has not fallen, in such a way as to necessitate remounting or vaulting into the saddle.
2. A horse is considered to have fallen when the shoulder and haunch on the same side have touched the ground or an obstacle and the ground. Exception: see EV122, EV109 and RN103.5.l.

GR123 Family

For competition purposes, the term family includes spouse, parent, step-parent, child, brother, step-child, sister, half brother and sister, aunt, uncle, niece, nephew, grandmother, grandfather, grandchildren, and in-laws of the same relation as stated above.

GR124 Farm/Business

1. Life Recorded Farm/Business. A Life Recorded Farm/Business is any farm, ranch, syndicate, partnership, corporation, business that attains Life Recording upon a single payment of the fee established by the Federation.
2. Annual Recorded Farm/Business. An Annual Recorded Farm/Business is any farm, ranch, syndicate, partnership, corporation, business that attains Annual Recording through annual dues.

GR125 Gender

Wherever the context shall require, the singular pronoun “they” and its derivative forms (e.g. “them” and “their”) shall be construed to include people of all genders.

GR126 Hand

1. The height of all animals is stated in hands. A hand is 4”.
2. Horses must be over 14.2 hands. Exceptions:
   a. Registered Arabians, Half or Anglo Arabians, Connemaras, English Pleasure entries, Morgans, Paso Finos, and Welsh Cobs.
   b. Dressage.
3. Ponies are 14.2 hands and under. Exceptions:
   a. Dressage.
   b. Combined Driving, see DC930.

GR127 Horse

1. The term “horse” as used in these rules denotes either a horse or pony.
2. In all levels of all Federation licensed Driving and Endurance Competitions and in the case of any other Federation Rule as it relates to the Driving or Endurance disciplines as the context permits it, the term “horse” shall also include a mule. See DC Annex 9, EN102.1.
3. Mules are also eligible to compete in jumper and dressage classes with the exception of the following dressage classes:
   a. USEF Championships, USEF qualifying and selection trials, and observation classes;

   b. any other classes designated as qualifying or selection classes for international or international high performance competition, and championships where such participation is prohibited in the championship selection procedures. See DR119.1.
4. When the term “Horse” or “Pony” is used or intended in prize lists and catalogues of Licensed Competitions where height is one of the qualifications of the class, the word Horse denotes animals over 14.2 hands. Exceptions:
   a. Registered Arabians, Half or Anglo Arabians, Connemaras, English Pleasure entries, Friesian, Icelandics, Morgans, Paso Finos, Welsh Cobs, and Dressage.
   b. In the Dressage Division, a Horse is an animal over 148 cm without shoes, and 149 cm with shoes.
   c. For Combined Driving, see DC930.

GR128 Junior

1. An individual who has not reached their 18th birthday as of December 1 of the current competition year.
2. The age of an individual on December 1 will be maintained throughout the entire competition year.
3. Persons born on December 1 assume the greater age on that date.
4. If a competition is in progress on any November 30, junior status at the start of the competition will be maintained throughout that competition.
5. Exceptions: Eventing, Dressage, Reining, Arabian and Paso Fino Competitions, see EV108.2, RN104.c, PF106.1-3, DR119.3 and AR110.

GR129 Ladies’ Classes

1. Ladies’ classes may be restricted to riders, drivers, or handlers who are no longer eligible to compete as a junior exhibitor.
2. Stallions are not permitted unless division rules allow their use for ladies.

GR130 Lessee

See GR1108.

GR131 License Rights

Granting of a license by the Federation does not give the Licensee property rights or perpetual rights but constitutes merely revocable licenses which are venue specific and which are governed by the terms and conditions of the license agreement and the rules, policies, and procedures of the Federation as the same may change from time to time. Approval of all competitions at all times remains a prerogative and property interest of the Federation, and licenses may not be relocated, transferred, sold, assigned, revised, perpetuated, limited, expanded, or otherwise affected without the Federation’s advance knowledge and written consent. By applying for and accepting the license agreement, all applicants and their agents, licensees, employees, officers, representatives, and successors in interest are deemed to agree to and be bound by the foregoing, and agree to hold the Federation harmless in all respects.

GR132 Licensed Competition

A competition subject to a license agreement for a fixed term. The parties to the agreement will be the Federation and the licensee.

GR133 Licensee

A Licensee is a person or legal entity who has obtained legal permission from the Federation to conduct a Licensed Competition.

GR134 Local Classes

1. Entry is restricted by management as to a territory of reasonable size and character and which is so described in the prize list and catalogue.
2. Local classes are not considered in reckoning Competition Championships awarded on points nor do they count toward Horse of the Year Awards.
3. Classes restricted to members of a club are considered Local unless membership is open to and easily obtainable by all exhibitors.
4. In classes which restrict entries by state such as Kentucky Bred, the word bred is defined as foaled in the state (not necessarily mated).
   a. For competition purposes bred means foaled.
   b. NOTE: American Bred classes are limited to horses foaled within the borders of the United States. These classes are not considered Local.
5. For Dressage Sport Horse Breeding (DSHB), see DR203.12.

GR135 Longeur

For purposes of these rules, a longeur is the individual responsible for the control of the horse within the vaulting arena during a vaulting competition.

GR136 Maiden, Novice, and Limit Classes

1. Maiden, Novice, and Limit classes are open to horses which have not won one/ three/six first place ribbons respectively, at Regular and Local Competitions of the Federation or Equestrian Canada in the particular performance division or level in which they are shown. See DR137 for all rules related to Maiden, Novice, and Limit classes in Dressage Competitions. See RD109.4 for all rules related to Maiden, Novice, and Limit classes in Roadster Competitions. See HK105.3 and HK142.5 for all rules related to Maiden, Novice, and Limit classes in Hackney competitions.
   a. Exception: Combined Driving Novice divisions are not limited by their winnings. See DC 908 for division eligibility requirements.
2. The Maiden, Novice, or Limit status of both riders and drivers is affected by winnings at Federation Regular and Local Competitions.
   a. Exception: Combined Driving Novice divisions are not limited by their winnings. See DC 908 for division eligibility requirements.
   b. Arabian - see AR110.8
   c. American Saddlebred - see SB103.12
   d. Roadster-see RD109.5 for rules related to Novice/Limit drivers.
3. Ribbons won in one-horse classes do not count in reckoning the maiden, novice, or limit status of either horse and/or rider/driver in any division.
4. The status of Maiden, Novice, or Limit entries is as of the closing date of entries for any particular Licensed Competition.
5. A Maiden, Novice, or Limit Pair is one which has not won more than the specified number of ribbons as a pair.
6. Winnings in Four-In-Hands, Tandems, Teams, Unicorns and Pairs and winnings in Combination, Local, Model, Breeding, and Futurity classes are not considered in reckoning the status of Maiden, Novice, or Limit horses.
7. Ponies or horses which lose their Maiden, Novice, Limit or other classification in any division or section will not regain those classifications when shown in the Hunter Pony division or Junior Hunter division. Ponies or horses shown in the Hunter Pony division or Junior Hunter division which lose their classification will not regain them when shown in any other divisions or sections, unless specific regulations are set forth (e.g. Jumper division).
8. In the Andalusian/Lusitano, Arabian, Friesian, Morgan,and Western divisions, ribbons won within one section do not count in the reckoning of Maiden, Novice, or Limit status if the animal competes in a different section (e.g., Arabian Park to Arabian Western Pleasure, Saddle Horse English Country Pleasure to Saddle Horse Hunter Country Pleasure, Western Pleasure to Trail, or Morgan English [Park or Pleasure] to Morgan Western or Morgan Harness [Park or Pleasure] and vice versa).

9. In the Hackney division, ribbons won within those sections (i.e. Hackney Harness, Hackney Pleasure) do not count in the reckoning of Maiden, Novice, or Limit status if the pony competes in another section of the Hackney division. However, ribbons won in the Roadster Pony section of the Roadster Division will count towards the maiden, novice, or limit status of Hackney Roadster ponies.
10. In all other divisions, ribbons won within one section or division do count in the reckoning of Maiden, Novice, or Limit status if horses and ponies compete in a different section or division.
11. In a change of status from horse to pony, or vice versa, ribbons won in one height classification do not count in reckoning the Maiden, Novice, or Limit status of an entry.

GR137 Not in Good Standing

1. Any person referenced in GR701 who has been expelled or suspended by the Federation.
2. Any licensee suspended pursuant to GR703 or GR707 or who is indebted to the Federation pursuant to GR303.

GR138 Open Classes

1. An Open class is open to all horses and ponies of any age, size, or sex, regardless of previous awards received, in accordance with division rules.
2. There is no qualification for the rider, driver, or handler except as specified in division rules for the particular category or level of classes.

GR139 Opportunity Classes

1. Unrated, grass roots level classes held at breed restricted, multi-breed, Carriage Pleasure Driving, Western competitions, Western Dressage, or Hunter and/or Hunter Jumper competitions with no FEI recognized classes. Opportunity Classes cannot be held at FEI discipline competitions (exception: Dressage Competition Levels 1-3, per GR821). At any Federation Licensed Competition, Opportunity Classes may not be restricted to Friesians.
2. For further information, reference GR821, GR407.1 and GR901.9.

GR140 Owned by Them

1. For purposes of applying suspension only, the phrase “owned by them” with regard to a horse shall include any individual who is one of the following: an owner, a partial owner, a lessor (pursuant to GR703.1c, a lessee may apply for the release from suspension of a leased horse), a lessee, a holder of a partnership interest in a horse, or an owner of shares in a corporation, limited liability company, syndicate or any similar entity which owns or leases a horse either directly or indirectly, in whole or in part, and spouses or domestic partners of such persons. See GR703.1c, GR1301.4a, GR1302.2c, GR1308.2b, and GR913.1.
2. This rule is not applicable in determining ownership for any other purposes in the rules.

GR141 Owner

See GR1105 and GR1106.

GR142 Owner’s Classes

1. Every competitor must be an amateur and the owner, or an amateur member of the owner’s family, unless the prize list states otherwise. Exception: Paso Fino Division.
2. Owners’ classes may be restricted to riders, drivers, or handlers who are no longer eligible to compete as a junior exhibitor.
3. Combined ownership is not permitted in Owner’s or Amateur Owner’s classes unless all owners are members of the same family. Exception: Paso Fino.
4. In the Arabian Division, combined ownership is permitted in Owner’s or Amateur Owner’s classes, per AR110.

5. Leased horses are not eligible.

GR143 Para-Equestrian

Para-Equestrian (PE) is a competition, division, or section that provides equestrian competition opportunities for eligible individuals with a diagnosed permanent, physical disability as determined by the Federation/FEI Classification, which is based on the FEI Profile System for Para-Equestrian. (See GR1311.)

GR144 Pony

1. Ponies are animals that do not exceed 14.2 hands.
   a. Exceptions: for Combined Driving, see DC930;
   b. In the Dressage Division, a Pony is an animal that does not exceed 148 cm without shoes, and 149 cm with shoes.

GR145 Professional

See GR1306.

GR146 Procedural Review

When a representative or committee of the Federation makes or recommends a determination that addresses an application or other request of a member, or makes a determination of any fine, fee, or other penalty under Federation rules, the aggrieved member may request a procedural review by the Co-Chairs of the Hearing Committee or their designees, provided that the request is made in writing to the Federation within 30 days of the determination, specifying the grounds for the procedural review.

GR147 Shown and Judged

1. To be shown and judged in any class in which horses compete together, an animal must perform at all required gaits both ways of the ring in the original workout and must remain in the ring until excused by the judge. Exceptions:
   a. Roadster Division, see RD104.
   b. Paso Fino Division, see PF102.5.

GR148 Trainer

1. Any adult, or adults who has the responsibility for the care, training, custody, or performance of a horse.
2. Said person must sign the entry blank of any Licensed Competition whether said person be an owner, rider, agent and/or coach as well as trainer.
3. Where a minor exhibitor has no trainer, a parent or guardian must sign and assume responsibility of trainer.
4. The name of the trainer must be designated as such on the entry blank. See also GR404.

GR149 Veterinarian

A graduate of an accredited veterinary school.

GR150 Official Video

Official video is footage captured by the videographer or production company approved by the Federation or licensed competition.

GR151 Young Rider

In the International Disciplines individuals are eligible as Young Riders or Young Drivers from the beginning of the calendar year in which they reach the age of 16 until the end of the calendar year in which they reach the age of 21.

SUBCHAPTER 1-B ADOPTION AND AMENDMENT OF FEDERATION RULES

GR152 Rules

1. In the event a division or section rule makes a clear exception to a general rule, or clearly departs from a general rule, the division or section rule shall govern; in all other instances, General Rules Chapters 1-13 shall take precedence.
2. The rules of the Federation take precedence over the rules of any other Association. (Exception: See GR915.2.) All divisions and sections for which rules are provided herein must be conducted accordingly and cannot be held under rules that are not in agreement.
   a. FEI rules take precedence as to international classes and events over Federation rules at all FEI Sanctioned Competitions.
   b. Federation rules take precedence as to national classes and events which are not FEI Sanctioned at FEI Sanctioned Competitions.
   c. In connection with Endurance Riding Events, The Federation shall nationally enforce the prohibition of the gastric ulcer medications ranitidine and omeprazole, in accordance with GR409.1.
   d. At FEI Sanctioned Competitions which include no national classes, a licensee is not required to have a Federation steward or technical delegate.
3. Any question not covered by the rules of the Federation shall be decided by the Directors of the competition at which it arises. Such decisions by a Show Committee or Competition Management may be reviewable by the Federation. Show Committees and Competition Management are cautioned not to make use of the authority here granted unless completely certain that the Book does not cover the points in question.
4. Standard rule changes become effective December 1 of the year approved, unless otherwise specified, and supersede prior rules. All competitions are governed by the rules in effect on the first day of the competition.
5. Every Licensed Competition and every person participating at the competition including exhibitor, owner, lessee, manager, agent, rider, driver, handler, judge, steward or technical delegate, competition official or employee is subject to the Bylaws and Rules of the Federation and to the local rules of the competition.

GR153 Rule Change Procedures

These rules may be added to, altered or amended at any meeting of the Board of Directors by a majority vote of those present as provided herein below. The Federation Legislative Committee is responsible for review, analysis, and oversight of the Federation's rule change process, subject to review and approval by the Board of Directors. Rule Change Categories: Standard, Clarification, Extraordinary, and FEI.

Federation Senior Staff, Federation Committees, Recognized Affiliate Associations (Recognized Associations and International Discipline Associations), and eligible Individual Federation members may propose rule changes. Individual Federation members are eligible so long as the member is a Lifetime member or has held a Federation Senior Active membership for at least five (5) consecutive years. If an Individual Federation member is ineligible to submit a rule change due to these requirements, the member may contact the appropriate Recognized Affiliate Association or Federation committee and request that either one consider proposing their desired rule change.

1. Standard Rule Changes.
   a. Standard rule changes must be submitted to the Federation on the Federation proposed rule change system within the deadlines posted on the Federation website in order to be considered within the current rule change year.
   b. The proponent's name must be clearly listed on the official rule change form. When the proponent is other than an individual, upon request, such submissions shall be accompanied by minutes or certification signed by the Committee Chair or Recognized Affiliate Association's President that document the review and action taken at a meeting.

c. The Legislative Committee may reject a proposal for:
   1. failure to comply with the requirements of the official form;
   2. lateness;
   3. incompleteness;
   4. inexact or confusing language;
   5. a proposal that was disapproved the prior year;
   6. attempts to amend a rule or rules in effect for less than a year;
   7. proposing to change a rule that is solely within the Federation's purview
   8. any other specified reason in the Committee's discretion.
d. In the event the Legislative Committee rejects a proposal, the proponent must be notified in writing. Proponents of a rejected proposal may revise and resubmit a proposal. Any decision to reject a proposal made by the Legislative Committee shall prevail subject to review by the Board of Directors.
e. The Legislative Committee will designate review of the proposed rule change by any and all Federation Committees and each assigned entity deemed appropriate.

2. Rule Clarifications:
   a. Contradictory language, missing or incorrect phrasing, and other wording or punctuation errors that cause inconsistent interpretations of the intent of a rule, may be clarified via a Federation Official Rule Clarification form. This form will be submitted to the Rule Change Coordinator, who will obtain comments from relevant Federation Departments and Committees.
   b. The General Counsel, with the approval of the Legislative Committee, may approve clarifications and post them on the Federation website and include them in the next available Federation Rulebook. The General Counsel may immediately correct misspelled words, minor punctuation errors, missing or incorrect references and other similar clarifications deemed minor.
3. Extraordinary Rule Changes.
   a. An Extraordinary rule change is defined as: (i) one that, unless expedited, would create or continue a severe hardship or a gross unfairness to the Federation, its members or their horses, its Licensed Competitions, or its Recognized Affiliate Associations; or (ii) one that is certified by a Recognized Affiliate Association Board or Executive Committee by a formal vote that without passage would disadvantage the membership of the Recognized Affiliate Association. The rule change proposal form must contain a statement describing clearly how the proposed change meets the above criteria. The Rule Change Coordinator must then get certification that the proposed extraordinary rule change in fact, does meet the necessary criteria to bypass the normal rule change process. Such certification will come from the Legislative Committee in conjunction with the General Counsel, or at least two Federation Officers.
   b. Once the proposal is certified, and with a required minimum five business days notice, the Board of Directors at any meeting may entertain and take immediate action on such an Extraordinary Rule Change. However, the five-day notice requirement may be waived upon the affirmative vote of a majority of the Board present with the reasons for the waiver stated in their meeting minutes.
   c. Extraordinary Rule Changes shall be effective as specified by the Board of Directors and if not specified, shall be effective immediately upon passage.
   d. Following adoption of any Extraordinary Rule Change, prompt written notice must be given via the Federation's web site.
4. FEI Rule Changes. In order to comply in a timely manner with changes in FEI rules, which may be published by the FEI outside the Federation's normal rule change schedule, certification is waived and the Board of Directors may consider and act to conform to any FEI rule change as deemed necessary.

GR154 Presidential Modifications

1. Modifications may be made in the application of the Federation Rules under special circumstances (see Bylaw 332.1f). Requests should be submitted to the office of the President and will be forwarded to appropriate committee chairmen for their recommendations before being submitted to the President for consideration.
   a. Senior Active Members of the Federation may submit a request for Presidential Modification to the Rules with supporting documentation and a non-refundable processing fee.
   b. The President has the authority to waive the processing fee.
   c. When a horse has a chronic condition and has previously been granted at least one annual Presidential Modification to Dressage or Eventing rules related to the condition, an application can be submitted for

approval of a special three-year Presidential Modification related to the same condition. The application must be accompanied by sufficient supporting documentation that the condition is unlikely to improve during the three-year period.

CHAPTER 2 MEMBERSHIP CATEGORIES AND REQUIREMENTS

SUBCHAPTER 2-A MEMBERSHIPS

GR201 Membership

GR202 Membership Requirements

GR203 Effective Date of Membership

SUBCHAPTER 2-B AFFILIATED ASSOCIATIONS

GR204 Affiliated Associations

SUBCHAPTER 2-C NON-MEMBERS

GR205 Participation

SUBCHAPTER 2-D FEDERATION FEES AND DUES

GR206 Show Pass Fee

GR207 High Performance Fees

GR208 Competition Fees

© USEF 2026

CHAPTER 2 MEMBERSHIP CATEGORIES AND REQUIREMENTS

SUBCHAPTER 2-A MEMBERSHIPS

GR201 Membership

1. Competing Membership(s)
   Competing members are those individuals who desire to participate in Federation Licensed Competitions as Life or Active members as defined in Bylaw 212.
   a. Life Member. Life Members are those persons who have made a single payment of the fee, established by the Federation. They shall be exempt from annual dues.
   b. Active Member. Active Members are those Members who have paid the requisite annual dues. For purposes of these rules, 'Senior Active Members' are those Active or Life Members who have reached their 18th birthday. 'Junior Active Members' are those Active or Life Members who have not reached their 18th birthday, as provided for in GR128.
2. Non-competing Membership(s)
   Non-competing members are those individuals who do not desire to participate in Federation Licensed Competitions. Non-competing members are not eligible to participate as a licensed official, rider, driver, handler, vaulter, longeur, owner, lessee, agent, trainer, coach, competition manager, or competition secretary. The non-competing membership options are described on the membership application.

GR202 Membership Requirements

1. To be eligible to participate as a rider, driver, handler, vaulter, longeur, owner, lessee, agent, coach, or trainer at Federation Licensed Competitions, persons must be Junior or Senior Members of the Federation as provided in Bylaw 212, or pay a non-member Show Pass Fee (See GR205).
2. No organization, other than the Federation and its Recognized Breed and Discipline Affiliates, may require mandatory membership or a non-member fee as a condition of participation in a Federation Licensed Competition. (See GR1210.12 for further information regarding the collection of mandatory participation fees at Federation Licensed competitions).
3. All Competing Members of the Federation must designate a primary breed/discipline affiliation upon joining or must do so annually upon renewing. A member will be deemed to continue their primary designation unless prior to the record date (November 30 of each year) such Life Member notifies the Federation in writing of change. This shall be considered the member's affiliation for the purpose of allocating Voting Director seats as provided in Bylaw 211.
4. Lessees are considered owners in connection with this membership requirement. If a horse(s) is owned by multiple individuals, only one owner need be a Senior Active Member or pay a non-member Show Pass fee. The competition is responsible for listing either the active member or the owner that paid the non-member Show Pass fee in the results.
5. If a horse(s) is owned by a farm or any other entity, at least one of the Farm/Business's owners, must be a Federation Senior Active Competing Member in good standing. See GR201.
6. To be eligible to compete at Federation Licensed Competitions, coaches, trainers, and legal guardians signing and/or acting as coaches or trainers on behalf of their minors must be Senior Active Members in good standing, as defined herein.

BOD 06/17/2025 Effective 12/01/2025

GR203 Effective Date of Membership

1. Effective Date of Memberships
   a. Membership is effective the date the correct application and fees are received by the Federation, with the following exceptions:
      1. Applications completed online at any Dressage competition are effective the date the application is submitted.

2. Applications completed online at any competition other than Dressage are effective, for points and eligibility to compete only, the start date of the Competition.

SUBCHAPTER 2-B AFFILIATED ASSOCIATIONS

GR204 Affiliated Associations

1. Recognized Affiliate Associations
   Recognized Affiliate Associations consist of corporations, organizations, and associations in good standing that have been approved by the Board of Directors of the Federation. See Bylaw 222.

SUBCHAPTER 2-C NON-MEMBERS

GR205 Participation

A non-member, who wishes to participate as a rider, driver, handler, vaulter, longeur, owner, lessee or agent, at Federation Licensed Competitions, are eligible to obtain no more than one non-member Show Pass per competition year and must pay the requisite fee. Lessees are considered owners in connection with this requirement. The amount of the non-member Show Pass fee will be established annually by the Federation. Payment of Show Pass fees for purposes of competing does not entitle the individual to any other privileges of Federation membership.

BOD 06/17/2025 Effective 12/01/2025

SUBCHAPTER 2-D FEDERATION FEES AND DUES

GR206 Recognized Affiliate Association Fees

1. Recognized Affiliate Association non-member fee. A Federation Recognized Affiliate Association as defined under Bylaw 222, Section 1(a) and 1(b) may establish a non-member fee for their respective breed or discipline. If established, the amount of the non-member fee will be determined annually by the applicable Recognized Affiliate Association. This fee must be collected by all appropriate Licensed Competitions and remitted to the Recognized Affiliate Association (for exceptions see GR901.9).

BOD 06/17/2025 Effective 12/01/2025

GR207 High Performance Fees

1. International High Performance
   a. In order for an individual to be eligible to compete as a rider, driver, vaulter, or longeur, in competitions as defined herein, said individual must be a member of the Federation and must pay an International High Performance (IHP) Fee as noted below: (Exception: GR207.1k)
   b. The IHP fee is charged per entry at defined competitions in the United States as noted below for each discipline. The fee is capped per competition year. Please refer to the Federation website for policy and instructions on requesting reimbursement for payments over the cap in the same competition year.
      1. For purposes of this rule, an entry is defined as each horse, horse/vaulter combination, vaulting team, or driving single, pair or team.
      2. Competition secretaries are responsible for collecting the fees and sending them to Federation with the post-competition report.
   c. Dressage
      1. FEI Recognized Events [CDIO/CDI's, including the North American Junior and Young Rider Championships (NAJYRC)].
   d. Eventing

    1. FEI Recognized Events [CCIO and CCI competitions, including the North American Youth Championships (NAYC)].
  e. Jumping
    1. FEI Recognized Events [CSIO/CSI's, including for Children, Young Riders, Seniors, and the North American Junior and Young Rider Championships (NAJYRC)].
    2. Federation recognized Grand Prixes included on the USEF Show Jumping Ranking List (Maximum one fee per horse per competition).
  f. Driving
    1. FEI Recognized Events (CAIO/CAI's).
  g. Endurance
    1. FEI Recognized Events (CEIO/CEI's).
  h. Para-Equestrian
    1. FEI Recognized events (CPEDIO/CPEDI's) at the 3* level or above.
  i. Reining
    1. FEI Recognized Events [CRIO/CRI's, including the North American Junior and Young Rider Championships (NAJYRC)].
  j. Vaulting
    1. FEI Recognized Events(CVIO/CVI's)
  k. In order to compete in competitions in the US as defined above, foreign competitors must be a member in good standing of their National Federation and are required to pay the IHP per entry fee.
2. All Senior Active Members who receive funding from the Federation for High Performance training or competitions, if called upon by the Federation President, shall personally donate at least two days of service for each calendar year in which they have received funding. However, such service is not required to be given during the same calendar year in which funding is received. Such service may be, at the President's discretion, given to either the Federation and/or the members' respective affiliate. In person participation at Board and Committee meetings shall be credited toward fulfilling this service requirement. Such requested service shall not affect a member's amateur status. A member's competition schedules and prior commitments shall be taken into serious consideration by the Federation President when calling upon members to fulfill this requirement. An administrative penalty may be levied by the President for non-compliance at the recommendation of the Director for Sport Programs, and after consultation with the Regulation Director.

GR208 Competition Fees

1. For every horse participating in any competition licensed by the Federation, a Federation fee will be collected (a portion of the fee shall be an Equine Drugs and Medication fee to provide for research, inspection, and enforcement of rules regarding use of medications and drugs; see GR407.1, .2 and .3). Exception: Horses entered in classes exempted from the Equine Drugs and Medication fee are also exempt from the balance of the Federation fee.
2. The following fees may be paid by competitors when applying for membership at a competition: any fees as provided in GR206, GR207, GR208.1, and GR1307.3.

CHAPTER 3 COMPETITION LICENSING

SUBCHAPTER 3-A COMPETITION LICENSE APPLICATIONS

GR301 Agreement

GR302 License Application

GR303 Competition Fees, Account Review, and Insurance

GR304 Competition Sale and Issuance of a New License

GR305 Cancellation of Competitions or Classes

GR306 Inactive Competitions

SUBCHAPTER 3-B COMPETITION CLASSIFICATION

GR307 Classification

GR308 National Championships

GR309 Special Competitions

GR310 Restrictions on Local Competitions

GR311 Awards Rating Classifications

GR312 Determining Ratings

GR313 Special Conditions

SUBCHAPTER 3-C COMPETITION MILEAGE

GR314 Mileage

SUBCHAPTER 3-D MILEAGE EXEMPTION AND COMPETITION LICENSE DISPUTES

GR315 Mileage Exemption

GR 316 License Application Disputes and Resolution

Preamble

The licensing authority, licensing decisions, and calendar management rest solely with the Federation. The Federation seeks to provide a competition environment that is in the best interest of the sport of Equestrian, provides sufficient opportunity for the development of equine and human athletes, and provides for viable competitions to meet the needs of the sport at all levels within a geographic area.

© USEF 2026

CHAPTER 3 COMPETITION LICENSING

SUBCHAPTER 3-A COMPETITION LICENSE APPLICATIONS

For Eventing FEI CCI4-L, CCI4-S, CCI3-L, or Advanced level competitions occurring on December 1, 2022 and thereafter, if there is a conflict between these rules and the USEF FEI Eventing Calendar Policies and Procedures, the latter shall prevail. It should be noted that nationally rated Eventing competitions hosted with a FEI Eventing competition are subject to the USEF FEI Eventing Calendar Policies and Procedures. Exception: Showcases or Arena Eventing.

GR301 Agreement

1. All applications for a Federation license are accepted with the explicit agreement of competition Licensee that all classes (rated or unrated) to be held on a Federation licensed date must be recognized by the Federation and are governed by all applicable Federation rules, and that no unrecognized classes will be held on any date for which Federation recognition is requested, except:
   a. Horse Trials at Eventing competitions below the Modified Level.
   b. Eventing Tests at all levels.
   c. Draft Horses classes.
   d. Miniature Horse classes.
   e. Non-affiliated National Breed or discipline association classes.
   f. Vaulting levels/classes below 3* A Squad, 2* B Squad, 1* C Squad; 3*, 2* Young Vaulter/Gold, 2* Silver, and 1* Bronze Individual; and 3* Open Pas de Deux, 2* Pas de Deux, 1* Pas de Deux.
   g. Academy classes.
   h. Exhibitions for which there are no division rules.
   i. “Outreach” classes designed by USHJA at Hunter/Jumper competitions and limited to a maximum of two competition rings (one hunter ring and one jumper ring) per day.
   j. Federation licensed Paso Fino competitions.
2. The above named classes/levels are unrecognized and the prize list and/or Omnibus must clearly state that.
3. Exception: FEI rules take precedence as to international classes and events over Federation rules at all FEI Sanctioned competitions. Federation rules take precedence as to national classes and events which are not FEI Sanctioned at FEI Sanctioned competitions.
4. Competition Management is responsible for verifying eligibility of participants to compete and/or be on competitions grounds.

BOD 06/17/2025 Effective 12/01/2025

GR302 License Application

1. General Provisions.
   a. License Duration. The duration of the license agreements will be one (1) year. All licensed competitions are subject to a Competition Evaluation.
   b. Discretion to Approve or Deny Application. The approval of a new or renewal license application shall not be unreasonably withheld. However, the Federation may reject a new or renewal license application, if the Chief Executive Officer determines that the Licensee is unsuitable to host a Federation competition based on any of the following factors or any other factors that may be prejudicial to the best interest of the Federation or equestrian sport:
      1. Financial viability concerns;
      2. Safety matters;
      3. Failure to comply with any Federation rules;
      4. Breach of any Federation competition license agreement;
      5. Information that the Licensee has a relationship with a third-party to host the competition for a fee or remuneration to the Licensee, or otherwise transfers benefits and obligations under the Federation license agreement to another party for remuneration; or
      6. Licensee is not actively engaged in hosting the competition.

c. Submission of Competition License Applications. Complete license applications must be accompanied by all appropriate fees. Applications should be sent to the Federation using a method that provides delivery confirmation. The Federation is not responsible for undelivered applications. Applications must be received by the date specified in the policies. Applications for competitions, which are not made in accordance with the preceding requirements, will not be considered. The Federation shall provide written acknowledgement to all license applicants within 14 working days of receiving a completed license application and the applicable fees. The Federation processes requests and applications in the order in which they were received.
d. Holding of License Applications. License applications for competitions unable to be approved for any reason, excluding mileage conflicts and competitions that are awarded through a bid process, will be sent written notification by the Competitions Department and held for a period of 30 calendar days from the date of that notification to allow the competition in question to submit the information required, seek alternative dates, or make other license modifications. At the end of the 30-day period, if the application has not been completed or the 30-day period has not been extended by the Competitions Department following the submission of a written request, the application will be considered to have been withdrawn and the dues will be refunded less a withdrawal fee pursuant.
    1. Except as provided herein, there will be no holding of applications or dues, and applicants must reapply annually. Applications that seek approval for a license to conduct a competition on a date that has been open for more than the web posting period will be accepted at any time with respect to the deadlines outlined in GR302. All applications for dates that have been open for more than the open date web posting period will be considered in the order received.
e. Competition Inspection. The Federation shall determine when a competition venue requires inspection(s). If the competition facility is not complete at the time of inspection, the Licensee must submit evidence that the facility will be complete by the competition start date to the satisfaction of the Federation. Any Federation required inspection(s) of a competition venue will be conducted at the applicant's expense.
f. Requests for Additional Information. The Federation may, at its discretion, request additional information from an applicant, i.e. facility lease agreement, etc. Applicants are expected to supply all relevant information with their application. The license will define the obligations of both the Federation and the Licensee and are subject to nonrenewal or termination by either party.
g. Competition Calendar. Existing licensed dates and locations are posted on the Federation website. Competitions listed on the FEI calendar remain subject to Federation approval and may be removed from the FEI calendar if approval is not granted. When a date that has been licensed becomes available (New Open Date), it will be posted on the Federation website for 30 calendar days. Reasons a date may become available include, but are not limited to:
    1. A renewal license application and/or payment not being received by the Federation in accordance with the application requirements;
    2. Non-renewal or denial of a license application;
    3. Licensee is not in "good standing" with the Federation, or any other issues that may be prejudicial to the best interest of the sport;
    4. A cancellation, withdrawal, or revocation of a license.
h. License Modification. Any changes to the license agreement following its execution including location, dates, rating, level, or prize money, will require a license modification request and payment of a fee. Any modifications resulting in a conflict will result in the loss of Priority Date Holder status. Any modification not resulting in a conflict shall comply with the provisions set forth below in order to retain Priority Date Holder status. The Federation may or may not approve the requested changes. Exception: Eventing competitions offering intermediate level and below without mileage conflict requesting changes outlined in GR302.1h5 must follow the Eventing competition modification process outlined in GR302.2g
    1. Holding a competition on a date(s) other than that approved shall constitute a violation of the rules unless a request to change the date(s) is received by the Federation at least 30 calendar days prior to the competition and permission is duly given. Exception: Eventing competitions.
        a. For Eventing competitions, requests for change of competition date(s) that add or drop a day from the competition license must be received at least 10 calendar days prior to the first day of the competition.
        b. For eventing competitions, requests for change of competition date(s) where the competition is requesting to move off the licensed or comparable week, must be received at least 120 calendar days prior to the first day of the competition.

2. Holding a competition at a location other than that approved shall constitute a violation of the rules unless a request to change the location is received by the Federation's at least 60 calendar days prior to the competition date and permission is duly given. Exception: Eventing Competitions. For eventing competitions, requests for change of location must be received at least 120 calendar days prior to the first day of the competition.
3. Failure to obtain the permission of the Federation at least 30 calendar days prior to the competition to add a division, not offer an approved division, or change the rating of an approved division, constitutes a violation of the rules. Exception: Eventing competitions.
   a. For Eventing competitions offering Intermediate level and below, requests to add a level above the highest level currently licensed, must be received at least 120 calendar days prior to the first day of the competition. Requests to cancel a level must be received at least 10 calendar days prior to the first day of competition.
4. A Licensee requesting a license modification involving a change of location that results in a mileage conflict may request to maintain Priority Date Holder status at the new location. Competitions that exist within the applicable mileage and those that have pending applications within the applicable mileage, will have the opportunity to submit written comments to the Federation prior to a determination. If a Licensee's request to maintain Priority Date Holder Status is denied, the Licensee may still request a mileage exemption.
5. For Eventing competitions, offering Intermediate level and below, any substantive change to the competition license (including request to add a level above the highest level currently licensed, change in location, change in comparable or licensed week) without mileage conflict shall follow the Eventing competition modification process outlined in GR302. The USEA American Eventing Championship is not subject to the modification process and is eligible for renewal at a new location and/or date.

i. Competitions that are not conducted in accordance with the terms of the license agreement will have breached the terms of the license agreement. Such breach may result in cancellation or nonrenewal of the license agreement, the Licensee may be ineligible for a license in the future, or other penalties under the provisions of GR707.
j. A Licensee may advertise a new or renewing competition prior to receiving a license provided that the advertising clearly and prominently states that the competition is pending Federation approval.
k. At least one of the Licensee's signatories who is authorized to legally bind the Licensee must be a Federation Senior Active Competing Member in good standing. See GR201.
l. For purposes of these rules, a Priority Date Holder is a Licensee whose competition is afforded mileage protection under these rules or a pending competition applicant against whom there would be a mileage conflict or mileage exemption request if the competition application is approved.

2. New Competitions Without Mileage Conflicts.
   a. License applications for new competitions will be accepted beginning December 1 of each year for the subsequent competition year.
   b. A competition year begins on December 1 of the prior calendar year.
   c. Applicants should refer to the Federation competitions calendar for open dates.
   d. Applications for a new competition license agreement must be made on the form provided by the Federation and received by the Federation at least 30 calendar days prior to the start date of the competition. If applications for a new competition license are received by the Federation between 60 and 30 days prior to the start date of the competition, it will be subject to applicable late fees. Exception: Eventing competitions, see GR302.4.
   e. In the event that an applicant competition has a mileage conflict with an existing competition(s), the application will be denied and the applicant may seek a mileage exemption in accordance with GR315.
   f. License applications for new competitions that the Federation disapproves for any reason, including mileage conflicts, will be sent written notification by the Federation.
3. Renewing Competitions.
   a. License renewals, including the applicable fees, must be received within 60 calendar days of the last day of the licensed competition.
      1. License renewal applications received more than 60 calendar days after the last day of the applicable competition under an existing license will be considered as a new application consistent with GR302.
      2. The Federation shall notify a Licensee in writing as soon as possible, but no more than 90 days from receipt of a renewal request, if there are conflicts or other issues preventing renewal.

3. The Federation shall provide a license agreement to a Licensee as soon as possible, but not later than 90 days from receipt of a renewal request, if there are no conflicts or other issues preventing renewal.

b. A competition seeking renewal with a change to location, comparable date(s), rating(s), level(s), prize money, or breed(s) and/or discipline(s) offered will, for purposes of these rules, be renewed in accordance with these rules and simultaneously reviewed as a modification in accordance with GR302.1.h. A competition seeking renewal and a modification that results in a mileage conflict will be denied and may undergo the mileage exemption process in accordance with GR315. A competition will be eligible for renewal on comparable dates at the same location as long as the following conditions are met:
   1. The renewal and applicable fee is submitted within 60 calendar days after the last day of the current year's competition;
   2. The competition has a satisfactory Competition Evaluation;
   3. The Licensee is in good standing and does not have any outstanding dues, fines or fees owed to the Federation;
   4. A renewal is subject in all respects to the mileage rule and all other applicable rules, policies, and procedures in existence at the time of renewal.

c. Competition Evaluation
   1. To the extent appropriate, additional information on the applicable Competition Evaluation process and procedures will be referenced in the license agreement. It is the responsibility of the Licensee to comply with all applicable published or otherwise noticed requirements for licensed competitions.
   2. Federation Licensed Competitions will be subject to a Competition Evaluation. The Evaluation is utilized to assist the Federation in determining if renewal of a license and the continued use of Federation dates are in the best interest of the sport of equestrian.
   3. Competition Evaluations will be conducted in accordance with Federation competition evaluation processes and procedures in addition to Competition Evaluation Reports, reports from Federation assigned Stewards and Technical Delegates, and Recognized Affiliate evaluation reports.

d. Date Rotation. For competitions beginning December 1, 2008 or later, the following provisions will be in effect:
   1. For the 2009 competition year and thereafter, comparable dates will be based on a competition's 2006 dates using the Memorial Day Date Rotation Axis. Under the Memorial Day Date Rotation Axis, all Federation competition dates rotate in conjunction with Memorial Day.

4. Eventing competitions offering Intermediate level and below without mileage conflict:
   1. Eventing competitions offering Intermediate level and below without mileage conflict must submit a competition application or a request for modification to an existing competition or license, to the Federation no later than 120 calendar days prior to the start of competition. Eventing competitions offering Intermediate level and below with mileage conflicts are bound by the application timelines outlined in GR315 Mileage Exemption.
   2. Within 30 calendar days of receiving a new Eventing competition application or request for modification, the Federation's Competitions Department will notify the USEA of the application or request.
   3. Within 30 calendar days of receiving the application(s) and/or request(s) for modification from the Federation, the USEA shall provide the Federation with its recommendations regarding endorsement or licensure for all provided applications/requests.
   4. Within 15 calendar days of receipt of written comments from the USEA, the Federation CEO, or their designee, will convene with the Competitions Department to review all materials submitted with the competition application, and to provide a decision on the application.
   5. Within 7 calendar days of the decision, the Federation's Competitions Department will issue a decision letter to the applicant.

GR303 Competition Fees, Account Review, and Insurance

1. Competition Fees. Competition fees will be posted to the Federation website and noted on applicable competition forms. Any changes to competition fees will be posted on the Federation website and will apply to the next competition year.

2. No competition dates will be licensed for a Licensee that has outstanding past due fees, fines, or other obligations of 60 days or more owing to the Federation with respect to any past licensed competitions.
3. Any Licensee who fails to pay sums owed to the Federation, or who makes payment for fees to the Federation which is not negotiable, will be notified by the Federation of its indebtedness and subject to the applicable policies of the Federation. The Federation will provide Licensees with online access to review their entire competition accounts.
   a. If any Licensee affected by GR303.3 disputes that the amounts in question are owed or unpaid, the Licensee may request to have a procedural review by the Co-Chairs of the Hearing Committee or their designees, provided their written statement specifying the grounds for such review is received at the Federation's office, along with a fee, in accordance with the applicable policies. The fee will be refunded if the dispute is settled in favor of the Licensee.
   b. In the event a Licensee makes non-negotiable payment for fees to the Federation on three or more occasions, said Licensee is subject to further disciplinary action.
4. A Licensee may request an account review from the Federation. The request must be submitted in writing and a fee for each competition and each requested account review year will be charged. An account review is an investigation into a Licensee's financial dealings with the Federation. If material staff error is discovered, the fee will be refunded.
5. Competition Licensees must provide the Federation with a valid certificate of insurance, which names the United States Equestrian Federation, Inc. as an additional insured for each day of the competition, including set-up and take-down days, with at least $1,000,000.00 coverage for third party general liability and $50,000.00 coverage for equipment and property. Such certificate of insurance must be received by the Federation at least 15 days prior to the first day of the competition.

   Noncompliance with this rule will result in a fine and/or termination of the competition license agreement and cancellation of the competition pursuant to GR304, in accordance with the following:

   (a) Fine. A competition Licensee will be issued a fine when a certificate of insurance is not received at least 15 days prior to the start of the competition, or a deficiency is not cured at least 10 days prior to the first day of the competition.
   (b) Termination of the license agreement and cancellation of the competition pursuant to GR304 will occur when a certificate of insurance is not received by the Federation at least 10 days prior to the start of the competition, or deficiencies are not cured at least 10 days prior to the start of the competition. If this occurs, but the competition still goes forward, then the Competition Licensee must notify all competition participants, in writing, that the competition is not a Federation licensed competitions.

6. Any competition that states in the prize list that the competition is licensed before the competition has been granted licensing by the Federation may be subject to a penalty.

GR304 Competition Sale and Issuance of a New License

1. A Federation competition license agreement is the Federation document giving a Licensee permission to conduct a Federation event on a given date, at a given venue, and at a given rating and/or level.
2. Competition Sale. A Licensee does not own the date on the Federation competition calendar. A Federation competition license agreement is not a commodity. As such, neither a Federation competition license agreement nor placement on the Federation competition calendar can be conveyed in a sale of a competition. A new Federation competition license agreement must be obtained by the purchaser in order to maintain a date on the Federation competition calendar.
3. Issuance of a New Competition License. The granting of a new license to a Purchaser of a competition, will be determined in the Federation's sole discretion and is subject to any conditions deemed warranted by the Federation. The Purchaser will retain the applicable Priority Date Holder protections of the existing Licensee, as approved by the Federation.
4. The Seller Licensee shall remain financially responsible until the following conditions are met:
   a. Payment of the applicable fees;
   b. The Federation issues written approval of the issuance of a new competition license; and
   c. Seller has met all other financial obligations to the Federation.

5. The Purchaser Licensee will have the right to apply for renewal of comparable dates upon issuance of a new competition license.

GR305 Cancellation of Competitions or Classes

1. A Licensee may cancel an existing licensed competition by notifying the Federation of the cancellation and not less than 300 calendar days prior to next competition date under the license without penalty.
   a. If a Cancellation is received more than 90 calendar days but less than 300 calendar days prior to the first day of the competition date under the license, 75% of competition dues will be refunded, subject to a minimum processing fee.
   b. If written notice of a cancellation is received less than 90 calendar days prior to the first day of the competition, the Licensee will forfeit the application fee and will also be assessed a processing fee equal to that of the minimum competition dues, unless the cancellation is due to an Act of God under GR305.4.
2. If a licensed competition is cancelled for two consecutive years for a reason other than an act of God, or due to extenuating circumstances approved by the CEO or their Designee, or Inactive for one year and cancelled the following year, the applicable license will not be eligible for renewal or application for a new license by the same Licensee or any entity associated with the same Licensee for a period of two years. If the Licensee is a business entity, this provision includes all persons listed as principals of the business entity.
3. Cancellation of 50% or more of Open Dressage classes as listed in the prize list by any Recognized competition for two consecutive years for any reason other than Acts of God shall constitute relinquishment of comparable dates and loss of priority date status.
4. Competitions declaring cancellation due to an Act of God must provide written documentation, such as newspaper articles or photographs of the extenuating circumstances. Absent severe and unusual circumstances, such as hurricane winds, floods, tornadoes, or blizzards, weather conditions shall not be considered Acts of God. The CEO or their designee shall decide whether a cancellation is due to an Act of God. Any Licensee that cancels three or more competitions in a competition year shall not have priority for comparable dates for the cancelled competitions for the following competition year. However, this provision shall not be applicable to a competition cancelled due to an Act of God, loss of a facility, or due to extenuating circumstances, based upon a review by the CEO or their designee.

GR306 Inactive Competitions

1. Any previously licensed competition held the year prior that notifies the Federation prior to obtaining its renewal and at least 120 days prior to its competition date that it will not hold a competition that year, may retain Inactive status for a fee in addition to the application and/or competition fees. In such cases, the renewal license application will be subject to the current fees.
2. An Inactive competition will be listed as “Inactive” on the Federation website and other Federation competition lists, and will retain its date priority for the following year, provided it meets the applicable date and competition requirements of the Federation.
3. If an Inactive competition cancels the following year, that cancellation will constitute a second cancellation in a row per GR305, and the applicable license will be revoked and not eligible for renewal or application for a new license by the same Licensee or any entity associated with the same Licensee for a period of two years. If the Licensee is a business entity, this provision includes all persons listed as principals of the business entity. This provision shall not be applicable to a competition cancelled due to an Act of God or due to extenuating circumstances approved by the CEO or their designee.

SUBCHAPTER 3-B COMPETITION CLASSIFICATION

GR307 Classification

1. Competitions are classified as Regular, Local, or Special.
2. Competitions may be licensed for any individual breed or discipline or combination thereof for which division rules exist in this Rulebook. Ratings and levels as defined by the division chapter will apply.

3. Hunter/Jumping Seat Equitation classes must be held at a competition that holds at a minimum, a Regional Hunter Rating. Competitions choosing to offer only Hunter and/or Jumping Seat Equitation classes must obtain a Regional Hunter license, and the Regional mileage will apply (see GR314 Mileage).
4. Federation Endorsed competitions, Divisions, or Levels or those events receiving approval pursuant to the Federation Bylaws.
   a. Eventing competitions may be eligible for either licensure or endorsed designation. The Federation may endorse Eventing competitions at the Training Level and below. The Federation may license Eventing competitions at the Modified Level and above. An Eventing licensed competition and an Eventing Endorsed competition may run concurrently.
5. Heritage Designations
   a. Heritage designations are reserved for those competitions within the sport of equestrian that have been established for a long period of time and that exemplify the best characteristics of equestrian sport, uphold high standards at their designated rating or level, demonstrate sustainability and value within the community, and continue to contribute toward the development and promotion of the sport of equestrian, both within the sport and as well as within the broader community, by achieving, maintaining, and promoting the equestrian ideals of sportsmanship and competition.
   b. Approval for all Heritage Designations requires:
      1. Documented recommendation by the Federation Recognized Affiliate Association primarily represented by the competition;
      2. Approval by the Federation CEO;
      3. Heritage Designation will be granted for a period of five years. In order to maintain the designation, each competition must successfully undergo a review process every five years thereafter.
   c. Heritage designation may be removed by a two-thirds vote of the Federation Board of Directors if the competition no longer fulfills the requirements when applying for redesignation.
   d. Eligibility for Heritage Designation requires:
      1. Minimum of 25 consecutive years of operation with a Federation license excluding any Act of God and a clean compliance record with no major compliance issues;
      2. Invitation from the representing affiliate to the license holder to apply for Heritage status;
      3. The competition must be in good standing with both the Federation and the representing affiliate;
      4. Significant contribution to and support from the community where the competition is held. The application should include evidence of a mutually supportive relationship by documenting how the community is benefitted, and how the community supports the competition. A symbiotic relationship is to be demonstrated through submission of letters from community leaders displaying community support, and feedback collected from competitors that have attended the competition in the past.
      5. Significant contribution to the ideals of equestrian sport such as sportsmanship, horsemanship, and uniting the equine community;
      6. Recognition by the equestrian community as a competition that exemplifies the best characteristics of sport at its designated rating or level, upholds high standards, and demonstrates sustainability with high quality and unique character.
   e. Heritage competitions are permitted and encouraged to advertise their status as Heritage competitions. The Federation will support Heritage competitions through promotional and marketing materials.

GR308 National Championships

The Federation shall have the exclusive right to designate national championships in the disciplines for which the Federation is designated as the National Governing Body by the United States Olympic and Paralympic Committee and in the disciplines for which the Federation is designated as the National Federation by the Federation Equestre Internationale (Dressage, Driving, Endurance, Show Jumping, Three-Day Eventing, Para-Equestrian and Vaulting). The allocation of national championships in the foregoing disciplines, including issuance of date approvals, licensing of officials, approval of name and all copyright, trademark, trade name, television, video and other broadcast rights and all sponsorship matters shall be solely reserved to the CEO acting upon the advice and recommendation of the relevant Council. All persons or organizations, including affiliate organizations, organizing committees and/or competitions managements, wishing to receive Federation approval to hold a national championship in the foregoing divisions must apply to the Federation in writing on appropriate form(s) provided by the Federation and received by the Federation by the applicable deadline. The CEO shall be entitled

to condition the Federation's designation and granting of approval for a national championship in any manner that they deem appropriate in their discretion.

GR309 Special Competitions

For the purposes of this rule, the term "Special" relates to the type of competition license and is not associated with the merits or quality of the competition.

1. The Federation Board of Directors, in its sole discretion, may approve or deny an application for Special competition status in accordance with Federation rules, policy and procedure. If approved, a Special competition will be added to the USEF competition Calendar without regard for existing mileage rules and conflicts and will receive no mileage protection from new or existing competitions. A Special competition may be held as a stand-alone event or in conjunction with an existing Federation Licensed Competition. A Special competition may not fully meet the requirements to obtain a Federation competition license.
2. Special Competitions are categorized in the following manner and shall be reviewed in accordance with Section 4.
   a. Category I – FEI-named competitions and FEI Championships which are part of a competitive bid process, including but not limited to Olympic Games or Trials; Pan Am Games or Trials; World Equestrian Games or Trials; World Cup Finals or Qualifiers; Nations Cup Finals or Qualifiers; and Nations Cup CIOs. These competitions may or may not include additional FEI-only classes; or
   b. Category II - Federation National Finals, Federation National Championships and Federation Mandatory Outings, which do not fully meet the requirements to obtain a Federation competition license; or
   c. Category III - Federation Recognized Affiliate Organization Championships or Finals which do not fully meet the requirements to obtain a Federation competition license; or
   d. Category IV - A competition for which Federation breed or discipline rules do not exist that an applicant wishes to have approved by the Federation and which the Board of Directors, in their sole discretion, deems to be in the best interest of the sport.
3. Application Process.
   a. An application for consideration of a Special competition must be submitted to the Federation a minimum of 180 days in advance of the start date of the proposed competition. Generally, an application should not be submitted more than 365 days prior to the start date of the proposed competition. However, unusual circumstances may require an earlier submission. Such circumstances must be included on the application and will be considered in the review process.
   b. An application for a Special competition will not be considered complete and will not be processed until all applicable fees have been paid, except when the application is part of a competitive application or bid process (e.g. FEI World Cup Qualifiers, certain USEF National Championships, etc.). When an application is part of a competitive application or bid process, the fee will not be required until a determination is made regarding the awarding of the competition.
   c. An application for a Special competition must include the following:
      1. All classes, sections, demonstrations, and exhibitions to be held during the proposed competition dates, including all prize money, bonus money, or other awards;
      2. The basis for competition's inability to meet Federation rules regarding competition licensing; and
      3. The basis for competition's inability to meet Federation rules regarding specific breed/discipline rules.
   d. The inability to meet Federation rules under section (ii) or (iii) above shall not result from a need to obtain an exception to existing Federation rules, or program requirements, or from circumstances within the applicant's control. However, the Federation recognizes that situations may arise whereby an applicant cannot meet Federation rules due to the actions of the FEI or the Federation and such actions may qualify as permissible explanation.
   e. Special competitions are not intended as a means of circumventing the Federation's licensing rules in GR Chapter 3. If an application for a Special competition includes an FEI competition not identified in Section 2(a) above, a national competition, or a combination of both which creates a mileage conflict, that portion of the application will be required to utilize the Mileage Exemption process for approval. In the event of a need for a mileage exemption, the Federation may alter the timelines set forth in GR315.
   f. For licensing purposes, all jumper prize money from FEI and national competitions will be combined and counted in determining a competition's Jumper Level.

g. If a Special competition is combined with an existing priority date holder competition, the priority date holder competition will retain priority status at its original rating and/or level.

4. Application Review Process.
   Depending on the category of a Special competition, the application may be reviewed by one or more entities of the Federation and its Recognized Affiliates before being submitted to the Federation Board of Directors, Executive Committee, or Federation CEO for their consideration and final decision. The Board of Directors reserves the right to appoint an Ad Hoc Committee to review applications and render a final decision.
   a. Applications for a Category I competition shall be reviewed by the applicable Federation Councils and approved by the Federation CEO.
   b. Applications for a Category II or III competition shall be reviewed by the applicable Federation Committees and Councils and approved by the Federation CEO.
   c. Applications for a Category IV competition shall be reviewed by the applicable Federation Recognized Affiliates, Committees and Councils and approved by the Federation Executive Committee or Board of Directors.
5. Modifications or Amendments to an Approved Special competition.
   Modifications or amendments to an approved Special competition are not permitted unless approved by the Federation in writing. A modification to an approved Special competition must be approved in writing by the Federation after review by the CEO or their designee, following consultation with the Director of Competition Services or their designee and the Director of Sport or their designee(s) for the applicable breed or discipline. Modifications to an approved Special competition must be received by the Federation at least 30 days prior to the start of competition.

GR310 Restrictions on Local Competitions

1. Unless otherwise approved by the Federation no later than 60 days prior to the start of the competition, the total cash prizes shall not exceed five hundred dollars ($500.00), except 100% sweepstakes, and Reining competitions; not including value of trophies offered. Western Division competitions may retain Local competition status regardless of the amount of prize money offered. For Hunter and/or Jumper Lite competitions, the value of any in-kind gifts and awards shall count toward the total amount of prize money offered and unless otherwise approved by the Federation no later than 60 days prior to the start of the competition, cannot exceed five hundred dollars ($500.00) total for the competition.
2. The designation Local competition must be stated on the cover of the prize list.
3. The Federation and applicable Federation Recognized Affiliate Association non-member/ShowPass fees will not apply. Exception: Any individual signing and/or acting as a Trainer or Coach must be a Senior Active Member of the Federation in good standing. See GR202.
4. The applicable Federation Recognized Affiliate Association non-member fee will not apply. The following Federation membership and USEF Safe Sport requirements apply at Local competitions:

   a. Any individual acting as a Trainer or Coach or signing an entry blank as Trainer or Coach, must be an Active Competing Member of the Federation and must have completed the SafeSport Training prior to the first day of competition.

5. Local competitions benefit from all the general rules of the Federation and must abide by applicable division rules unless class specifications are printed otherwise in the prize list.
6. Hunter Division competitions or competitions restricted to Hunter/Jumping Seat Equitation must obtain a Regular competition license or a Lite competition license. Competitions offering any Hunter/Jumping Seat Equitation Medal classes with a National Year-End Final are not eligible for Lite competition status and must obtain a Regular competition license.
7. Lite. Beginning December 1, 2022, Lite competitions are a subtype of the Local competition license Category and are to be conducted in accordance with the General Rules Chapters and applicable breed/discipline Chapter, except as stated otherwise below (Exception: Open Dressage classes are not permitted to be held at Lite competitions):

   2. License requirements
      a. Eligibility Requirements. The following competitions are eligible to be licensed as Lite:
         1. A first-time competition;
         2. A competition that has only ever been run as a Lite competition in the past

three (3) years;

3. A competition that has not been Federation licensed in the past three (3) years; or
4. A competition that meets the criteria listed on the Federation website.
5. A competition that does not meet the above criteria may submit a request to be licensed as Lite. The licensing request will be reviewed and a decision will be rendered in the Federation's Chief Executive Officer's sole discretion.

b. Licensing Requirements.

1. License applications and a copy of the prize list must be submitted thirty (30) days prior to the first day of competition.
2. Competitions may operate under a Lite license for no more than three (3) consecutive years. Exception: competitions that meet the criteria listed on the Federation website.
3. The Licensees of (i) Lite licensed competitions that have operated for three (3) consecutive years or (ii) competitions that have operated under a regular competition license in any of the previous three (3) year(s) are prohibited from submitting a new application for comparable dates in an attempt to downgrade to a Lite license by the same Licensee or any entity associated with the Licensee for a period of two (2) years. Exception: competitions that meet the criteria listed on the Federation website. If the Licensee is a business entity, this provision includes all persons listed as principals of the business entity.

3. SafeSport Requirements
   a. Any individual signing and/or acting as a Trainer or Coach, must have completed the SafeSport Training prior to the first day of competition.
   b. The Competition Manager(s), Secretary, and any other person acting in the role of a licensed official are bound by all requirements of the USEF SafeSport Policy, including SafeSport Training.
4. Steward and Technical Delegate requirements
   a. Competitions must have at least one Steward or Technical Delegate who meets the followingcriteria:
      1. Enrolled in and pursuing a Federation Steward or Technical Delegate license and have completed the Designated Applicant Training; or
      2. Licensed Federation Steward or Technical Delegate.
5. (National HOTY) Points
   a. For HOTY Points Associated with the Horse. Lite competitions will award half-value points to all USEF Recorded horses, whose owner is a Federation Active Competing Member and meets any applicable breed/discipline required memberships. Exception: No Federation National or USHJA Zone HOTY points will be awarded at Hunter and/or Jumper Lite competitions.
   b. For HOTY Points Associated with the Rider. Lite competitions will award half-value points to all riders who are Federation Active Competing Members and meet any applicable breed/discipline required memberships. Exception: No Federation National or USHJA Zone HOTY points will be awarded at Hunter and/or Jumper Lite competitions.

6. Prize List requirements
   a. A Prize List is required to be submitted to the Federation for review thirty (30) days prior to the start of the competition.
   b. Prize Lists are required to include all statements listed under GR901
      1. Exceptions: GR901.9 and 901.12

BOD 06/17/2025 Effective 12/01/2025

GR311 Awards Rating Classifications

1. For the purpose of equalizing competitions for the National HOTY Awards, divisions and sections of Regular competitions fall into one of three classifications: Premier, National or Regional Hunter.

2. In the Hunter division, points for ribbons won in any rated section will be awarded in two awards channels using the applicable point chart. Channel I includes Premier and National rated hunter competitions and Channel II includes Regional rated hunter competitions. Points earned in a channel are exclusive to that award channel.
    a. In the Green Hunter 3’0”, 3’3”, 3’6” and 3’9”, Young Hunter 5 and under, Young Hunter 6 and under, Young Hunter 7 and under, High Performance Hunter, Performance Hunter 3’3” and 3’6”, Green Conformation Hunter 3’6” and High Performance Conformation Hunter, standings for the National HOTY Awards based on money won will be determined by dollars won in the horses respective sections. See GR1132.

GR312 Determining Ratings

1. A division or section rating or classification is determined from the number of classes, amount of cash premiums offered in these classes and the holding of required classes in certain divisions. A competition may not offer the minimum requirements for a rating higher than the rating approved by the Federation. Exception: Hunter competitions. See Ratings Charts.
2. A competition may qualify for several different ratings. Some competitions will earn an “A” or “B” rating in all divisions and sections; others may earn a combination of ratings. Exception: Hunter competitions will qualify for one rating, Regional, National or Premier. If more than the minimum number of classes is offered, prize money should be increased proportionately.
3. The Paso Fino Division is rated “C” regardless of the number of classes or amount of prize money offered. A competition may apply for an “A” rating if offering a minimum of $2,000 and prior year competition had more than 250 horses. The PFHA National show shall be an “A” rated Federation licensed competition as per PF155.1i. Exception: the Paso Fino Division may be offered at Local competitions.
4. In Stake classes in “A” and “B” divisions or sections or at Premier and National hunter competitions, competitions must guarantee amount offered as prize money except where the monies offered in other classes are sufficient to meet the HOTY Award minimum requirements. In such cases, Stake classes may run as sweepstakes.
5. The Connemara and Half-bred Connemara is “C” rated, regardless of the number of classes or amount of prize money offered. Exception: the Connemara and Half-bred Connemara Division may be offered at Local competitions.
6. Rated Hunter Section & Classes

HUNTER SECTION RATINGS AND CLASSES	Premier/National (“AA”/”A”) Min-Max Required Classes	Premier/National (“AA”/”A”) Min Money	Regional (“B”) Multi-Day Comp Min/Max Required Classes	Regional (“B”) One Day Comp Min/Max Required Classes	Regional (“B”) Min
Open Hunter Sections					
Green Conformation Hunter	4-6*	500	3-5***	3-4***	0
High Performance Conformation Hunter	4-6*	500	3-5***	3-4***	0
High Performance Hunter	3-5	750	3-5***	3-4***	0
Performance Hunter 3’3”	3-5	400	3-5***	3-4***	0
Performance Hunter 3’6”	3-5	500	3-5***	3-4***	0
Green Hunter Sections					
Green Hunter 3’0”	4-6	500	3-5***	3-4***	0
Green Hunter 3’3”	4-6	500	3-5***	3-4***	0
Green Hunter 3’6”	4-6	500	3-5***	3-4***	0
Green Hunter 3’9”	4-6	500	3-5***	3-4***	0
Young Hunter Sections					
Young Hunter 5 and under	3-5	0	3-5***	3-4***	0
Young Hunter 6 and under	3-5	0	3-5***	3-4***	0
Young Hunter 7 and under	3-5	0	3-5***	3-4***	0
Amateur Owner Hunter Sections					
Amateur Owner Hunter 3’6” 18-35	4-6*	500	3-5***	3-4***	0
Amateur Owner Hunter 3’6” 36 & over	4-6*	500	3-5***	3-4***	0
Amateur Owner Hunter 3’3” 18-35	4-5	500	3-5***	3-4***	0
Amateur Owner Hunter 3’3” 36 & over	4-5	500	3-5***	3-4***	0
Junior Hunter Sections					
Small Junior Hunter 3’6” 15 & under	4-5*	500	3-5***	3-4***	0
Small Junior Hunter 3’6” 16-17	4-5*	500	3-5***	3-4***	0

Large Junior Hunter 3’6” 15 & under	4-5*	500	3-5***	3-4***	0
Large Junior Hunter 3’6” 16-17	4-5*	500	3-5***	3-4***	0
Small Junior Hunter 3’3” 15 & under	4-5*	500	3-5***	3-4***	0
Small Junior Hunter 3’3” 16-17	4-5*	500	3-5***	3-4***	0
Large Junior Hunter 3’3” 15 & under	4-5*	500	3-5***	3-4***	0
Large Junior Hunter 3’3” 16-17	4-5*	500	3-5***	3-4***	0
Hunter & Green Hunter Pony Section					
Small Pony Hunter	4-5*	400	3-5***	3-4***	0
Medium Pony Hunter	4-5*	400	3-5***	3-4***	0
Large Pony Hunter	4-5*	400	3-5***	3-4***	0
Green Small Pony Hunter	4-5*	250	3-5***	3-4***	0
Green Medium Pony Hunter	4-5*	250	3-5***	3-4***	0
Green Large Pony Hunter	4-5*	250	3-5***	3-4***	0
Children’s Hunter Sections+					
Children’s Hunter Younger	4-6/3-5	0	3-5***	3-4***	0
Children’s Hunter Older	4-6/3-5	0	3-5***	3-4***	0
Children’s Hunter Pony Small/Medium	4-6/3-5	0	3-5***	3-4***	0
Children’s Hunter Pony Large	4-6/3-5	0	3-5***	3-4***	0
Low Children’s Hunter Horse	4-6/3-5	0	3-5***	3-4***	0
Low Children’s Hunter Pony	4-6/3-5	0	3-5***	3-4***	0
Adult Amateur Hunter Sections+					
Adult Amateur Hunter Younger	4-6/3-5	0	3-5***	3-4***	0
Adult Amateur Hunter Middle	4-6/3-5	0	3-5***	3-4***	0
Adult Amateur Hunter Older	4-6/3-5	0	3-5***	3-4***	0
Low Adult Amateur Hunter	4-6/3-5	0	3-5***	3-4***	0
Ladies Side Saddle	4-6/3-5	0	3-5***	3-4***	0
Hunter Breeding	4-6/3-5	0	3-5***	3-4***	0
Small Hunter	4-6/3-5	0	3-5***	3-4***	0

Thoroughbred Hunter	4-6/3-5	0	3-5***	3-4***	0
USHJA Hunter Sections					
USHJA Hunter 2’0”	3-5	0	3-5***	3-4***	0
USHJA Hunter 2’3”	3-5	0	3-5***	3-4***	0
USHJA Hunter 2’6”	3-5	0	3-5***	3-4***	0
USHJA Hunter 2’9”	3-5	0	3-5***	3-4***	0
USHJA Hunter 3’0”	3-5	0	3-5***	3-4***	0
Other Rated Classes					
USHJA International Hunter Derby					
USHJA International Hunter Derby Welcome					
USHJA National Hunter Derby					
USHJA Green Hunter Incentive					
USHJA Green Hunter Challenge					
USHJA Pony Hunter Derby					
Hunter Classics					

(+ Denotes sections which may have USHJA Zone Specifications that govern number of classes and prize money)
(*See HU163.3, HU117 regarding Model Classes, and other class requirements).
See HU154.2 for requirements regarding minimum number of classes to award a championship.
***No more than two (2) one-day Regional competitions or one (1) multi-day Regional competition may be held by the same Licensee or any entity associated with the same Licensee during any calendar week (Monday through Sunday). If the Licensee is a business entity, this provision includes all persons listed as principals of the business entity. (See HJ112 and HJ113).

7. All classes offered in a licensed Open Western Division shall be conducted in accordance with GR818, unless the competition has applied for and received a rating. (See ratings chart GR312.)
8. Any breed-restricted division, or combination of breed-restricted divisions, may be offered at Local Regular competitions, in accordance with GR310.
9. IMPORTANT: See Chapter HU and HJ. There are special conditions and requirements for determining the ratings of Hunter sections. Management’s attention is directed to these conditions in particular, HU131 and HJ109 – HJ114.

BOD 06/17/2025 Effective 12/01/2025

Section. If a section is divided in any way (by age: Jr and Adult or divided by section: A/B, C/D, Half/Part) each split section must meet the minimum requirements for prize money and number of classes.	"A" Rating Requirements minimum number classes	"A" Rating Requirements minimum prize money
Welsh		
Welsh English Pleasure Sec. A & B, 12.2 & Under (junior to ride)	3	$50
Welsh English Pleasure Sec B, over 12.2 & up to 14.2 (junior to ride)	3	$50
Welsh English Pleasure Sec C & D (junior/adult to ride)	3	$50
Welsh English Pleasure Sec A & B (adult to ride)	3	$50
Half/Part-Bred Welsh English Pleasure (junior/ adult to ride)	3	$50
Welsh Pleasure Driving Sec A & B (junior/adult to drive)	3	$50
Welsh Hunter Sec A & B (junior to ride)	3	$50
Welsh Hunter Sec C & D (junior/adult to ride)	3	$50
Welsh Hunter Sec A & B (adult to ride)	3	$50
Half/Part-Bred Welsh Hunter (junior/adult to ride)	3	$50
Welsh Western Pleasure Sections A, B, C, D and Half/Part-Bred Welsh (junior/ adult to ride)	3	$50

Section. If a section is divided in any way (by age: Jr and Adult or divided by section: A/B, C/D, Half/Part) each split section must meet the minimum requirements for prize money and number of classes.	"A" Rating Requirements minimum number classes	"A" Rating Requirements minimum prize money
Western **		
Reining	2	$100
Trail	2	$100
Pleasure	2	$100

Any class or section not meeting the requirements shown in this chart will be rated "C."
*Western Division competitions may retain Local competition status regardless of the amount of prize money offered.

BOD 06/17/2025 Effective 12/01/2025

GR313 Special Conditions

1. Monies offered to classes restricted to established futurity/maturity programs, local restricted jackpots, sweepstakes, or other breed specific programs offered by a recognized breed affiliate or by the National Reining Horse Association will not be included in tabulation of competition dues or in determining division ratings.
2. The following classes do not count toward the minimum number of classes nor toward the minimum prize money required for any division or section rating; these following classes do not count toward HOTY awards unless included in the specific division award rules:

a. Breeding;
b. Classes restricted as to area;
c. Classes, such as Maiden, Novice, Limit and other such rider restricted classes, which restrict the number of ribbons won by any rider, handler or driver, e.g., except for Select, Choice, and Elite classes in the Arabian Division.
d. Owners, except in Amateur Owner sections and Paso Fino Division;
e. Classes that do not count toward a Hunter or Jumper Championship;
f. Bareback, Grooms, Consolation, Races, Parades, Command, Cutting classes, and except in the Paso Fino Divisions, Costume classes, Calcutta classes;
g. Exhibitions;
h. Classes restricted to one breed (except in one breed divisions), type or color;
i. Classes restricted to horse or rider (e.g. age or sex, unless complementary classes are offered for other entries). Ladies classes will count toward the rating requirement even if complementary classes for Gentlemen are not offered;
j. Any class in which the judging specifications are not in accordance with the Federation;
k. Opportunity classes;
l. Academy classes;
m. Classes held as part of a USHJA Outreach competition.

SUBCHAPTER 3-C COMPETITION MILEAGE

GR314 Mileage

1. Determining Applicable Mileage.
   a. Mileage is applied Division by Division as defined in the Federation Rulebook.
   b. To determine a mile radius, the distance shall be measured using mapping software to measure the distance between the locations where the competitions are being conducted (i.e. address of the facility where each of the competitions will be held or the longitude and latitude if an exact address does not exist), except between Long Island and the mainland. Application of this process will not adversely affect the license rights of competitions already licensed.
   c. In any instance where the shortest road mileage distance between the competition facility locations is greater than one and one half (1 1/2) times the radial mileage between the competition facility locations, the required mileage distances between competitions shall be based upon the road mileage distance rather than radial mileage.
   d. Mileage between competitions within Zones or Regions utilizing different mileage will be subjected to the lower of the mileage requirements.
   e. Long Island, N.Y. The distances between competitions held on Long Island, NY, and competitions held on the mainland shall be determined by measuring a straight line distance from the point at which Interstate Highway 278 (across the Triborough Bridge) intersects the shore of Long Island, to the location where the Long Island competition is being conducted (i.e. address of the facility where each of the competitions will be held or the longitude and latitude if an exact address does not exist) and by measuring the mile radius from the bridge to the location where the other competition is being conducted (i.e. address of the facility where each of the competitions will be held or the longitude and latitude if an exact address does not exist). The application of this process will not adversely affect the license rights of competitions already licensed.
   f. If the mileage between competitions is less than the applicable distance specified by this rule, conflicting dates may be approved by the Federation in accordance with GR315 and providing all other requirements for recognition are met.
   g. The foregoing distance rules do not apply to events comprised exclusively of classes recognized by the FEI and the USOPC (example: Olympic Trials or Olympic Games). The National Championships for Dressage and Dressage competitions offering Federation qualifying or selection trials, or observation classes and National classes held in conjunction with a CDI are exempted from the mileage rule. When a CDI is approved on one or more days where another competition has date priority, national classes can only be held on the day of the FEI Jog and on days where at least one CDI class is held or is not held due to no entries. When CDI classes are not held on all approved CDI dates (except due to no entries) the competition might not be granted approval for those dates in subsequent years. Certain competitions held

in conjunction with events also holding FEI competitions and/or selection trials for international competitions, at the discretion of the Board of Directors, may be exempted from the mileage rule.

2. Mileage Boundaries. Mileage consideration may be applicable to more than one mileage provision.
   a. The below divisions will be conducted under the following mileage:
      1. Andalusian/Lusitano: 250 miles;
      2. Arabian: 250 miles;
      3. Friesian: 250 miles;
      4. Hackney: 100 miles;
      5. Morgan: 100 miles;
      6. National Show Horse: 50 miles;
      7. Roadster: 100 miles;
      8. Shetland: 100 miles;
      9. American Saddlebred: 100 miles;
      10. Local Regular: Any breed competition restricted to one breed or multi-breed competition including any of the above listed breeds (1-9), regardless of number of classes offered: 50 miles;
      11. Western Dressage: 100 miles.
   b. Mileage Boundaries for Hunter and/or Jumper Sections.
      1. Hunter and/or Jumper competitions are categorized by Rating and/or Level. Additional criteria required for each Rating and/or Level in the Hunter and Jumper Mileage Charts can be found on the Federation website at www.usef.org under competitions.
      2. Jumper Levels are based on the prize money offered. See JP104.
      3. Hunter mileage shall be independent of the Jumper mileage and applied separately to each division of a competition
      4. The distances between licensed competitions held in USHJA Zones 1 & 2 (ME, NH, VT, MA, CT, RI, NJ, NY, and PA) offering hunter or jumper divisions shall be in accordance with the mileage tables (H1 & J1) shown below effective 12-01-22.

Hunter Mileage Chart – H1 USHJA Zones 1&2				
Priority Date Holders	New Competitions w/ Same Rated Division			
		Premier (“AA”)	National (“A”)	Regional (“B”)
	Premier (“AA”)	125	125	0
	National (“A”)	125	125	0
	Regional (“B”)	0	0	50

Jumper Mileage Chart – J1 USHJA 1 & 2						
Priority Date Holders	New Competitions w/ Same Rated Division					
		Level 5 & 6	Level 4	Level 3	Level 2	Level 1
	Level 5 & 6	125	125	90	0	0
	Level 4	125	125	90	0	0
	Level 3	90	90	75	0	0
	Level 2	0	0	0	0	0
	Level 1	0	0	0	0	0

Effective 12/01/2026

For competition licensing purposes, beginning 12/01/2026, the distances between Licensed Competitions held in USHJA Zones 1 & 2 (ME, NH, VT, MA, CT, RI, NJ, NY, and PA) offering hunter or jumper divisions shall be in accordance with the mileage tables (H1 & J1) shown below.

Competitions approved in the 2026 competition year with comparable dates in 2027 will be grandfathered at their current dates, locations, ratings and levels, and will not be subject to the mileage below.

Hunter Mileage Chart – H1 USHJA Zones 1&2				
Priority Date Holders	*New Competitions w/ Same Rated Division*			
		Premier ("AA")	*National ("A")*	*Regional ("B")*
	Premier ("AA")	*125*	*125*	***50***
	National ("A")	*125*	*125*	***50***
	Regional ("B")	***50***	***50***	*50*

Jumper Mileage Chart – J1 USHJA 1 & 2						
Priority Date Holders	*New Competitions w/ Same Rated Division*					
		Level 5 & 6	*Level 4*	*Level 3*	*Level 2*	*Level 1*
	Level 5 & 6	*125*	*125*	*90*	*0*	*0*
	Level 4	*125*	*125*	*90*	*0*	*0*
	Level 3	*90*	*90*	*75*	*0*	*0*
	Level 2	*0*	*0*	*0*	*0*	*0*
	Level 1	*0*	*0*	*0*	*0*	*0*

3. The distances between licensed competitions held in USHJA Zones 3 thru 10 and Canada [with the exception of Florida in the first trimester - December through March – see GR314.5] offering hunter or jumper divisions shall be in accordance with the mileage tables (H2 & J2) shown below effective 12-01-22.

Hunter Mileage Chart – H2 USHJA Zones 3 thru 12 and Canada (excluding FL in 1st trimester)				
Priority Date Holders	New Competitions w/ Same Rated Division			
		Premier ("AA")	National ("A")	Regional ("B")
	Premier ("AA")	250	250	0
	National ("A")	250	250	0
	Regional ("B")	0	0	50

Jumper Mileage Chart – J2 USHJA Zones 3 thru 12 and Canada (excluding FL in 1st trimester)						
Priority Date Holders	New Competitions w/ Same Rated Division					
		Level 5 & 6	Level 4	Level 3	Level 2	Level 1
	Level 5 & 6	250	250	100	0	0
	Level 4	250	250	100	0	0
	Level 3	200	200	100	0	0

	Level 2	0	0	0	0	0
	Level 1	0	0	0	0	0

Effective 12/01/2026

For competition licensing purposes, beginning 12-01-2026, the distances between licensed competitions held in USHJA Zones 3 thru 10 and Canada [with the exception of Florida in the first trimester - December through March – see GR314.5] offering hunter or jumper divisions shall be in accordance with the mileage tables (H2 & J2) shown below.

Competitions approved in the 2026 competition year with comparable dates in 2027 will be grandfathered at their current dates, locations, ratings and levels, and will not be subject to the mileage below.

Hunter Mileage Chart – H2 USHJA Zones 3 thru 12 and Canada (excluding FL in 1st trimester)				
Priority Date Holders	*New Competitions w/ Same Rated Division*			
		Premier ("AA")	*National ("A")*	*Regional ("B")*
	Premier ("AA")	*250*	*250*	***100***
	National ("A")	*250*	*250*	***100***
	Regional ("B")	***100***	***100***	*50*

Jumper Mileage Chart – J2 USHJA Zones 3 thru 12 and Canada (excluding FL in 1st trimester)						
Priority Date Holders	*New Competitions w/ Same Rated Division*					
		Level 5 & 6	*Level 4*	*Level 3*	*Level 2*	*Level 1*
	Level 5 & 6	*250*	*250*	*100*	*0*	*0*
	Level 4	*250*	*250*	*100*	*0*	*0*
	Level 3	*200*	*200*	*100*	*0*	*0*
	Level 2	*0*	*0*	*0*	*0*	*0*
	Level 1	*0*	*0*	*0*	*0*	*0*

4. The distances between licensed competitions held in Florida in the first trimester (December through March) offering hunter or jumper divisions shall be in accordance with the mileage tables (H3 & J3) shown below effective 12-01-08.

Hunter Mileage Chart – H3 (1st trimester Florida)				
Priority Date Holders	New Competitions w/ Same Rated Division			
		Premier ("AA")	National ("A")	Regional ("B")
	Premier ("AA")	225	200	0
	National ("A")	200	200	0
	Regional ("B")	0	0	50

Jumper Mileage Chart – J3 (1st trimester Florida)

Priority Date Holders	New Competitions w/ Same Rated Division					
		Level 5 & 6	Level 4	Level 3	Level 2	Level 1
	Level 5 & 6	225	200	100	0	0
	Level 4	200	200	100	0	0
	Level 3	200	200	100	0	0
	Level 2	0	0	0	0	0
	Level 1	0	0	0	0	0

Effective 12/01/2026

For competition licensing purposes, beginning 12-01-2026, the distances between licensed competitions held in Florida in the first trimester (December through March) offering hunter or jumper divisions shall be in accordance with the mileage tables (H3 & J3) shown below.

Competitions approved in the 2026 competition year with comparable dates in 2027 will be grandfathered at their current dates, locations, ratings and levels, and will not be subject to the mileage below.

Hunter Mileage Chart – H3 (1st trimester Florida)				
Priority Date Holders	New Competitions w/ Same Rated Division			
		Premier (“AA”)	National (“A”)	Regional (“B”)
	Premier (“AA”)	225	200	***100***
	National (“A”)	200	200	***100***
	Regional (“B”)	***100***	***100***	50

Jumper Mileage Chart – J3 (1st trimester Florida)						
Priority Date Holders	New Competitions w/ Same Rated Division					
		Level 5 & 6	Level 4	Level 3	Level 2	Level 1
	Level 5 & 6	225	200	100	0	0
	Level 4	200	200	100	0	0
	Level 3	200	200	100	0	0
	Level 2	0	0	0	0	0
	Level 1	0	0	0	0	0

a. Mileage Boundaries for Dressage Competitions.
   1. In the case of a Regular or Local competition holding Open Dressage Division classes, the question of conflict shall be determined with reference only to those dates, inclusive, during which Open Dressage classes are to be held. See DR127.15 for a map of USDF regions.
   2. Applicable Mileage:
      a. A 75 mile radius shall apply to Dressage competitions held in contiguous USDF regions, for which different distances are specified, in the case of Dressage competitions, Regular competitions, or Local competitions holding “open” Dressage Division classes.
      b. A 50-mile radius shall apply for Dressage competitions in USDF Regions 1, 2, 6, & 8 holding “open” Dressage classes (excluding competitions restricted to one breed).

c. A 100-mile radius shall apply for Dressage competitions in USDF Regions 3, 4, 5, 7 and 9 holding "open" Dressage classes (excluding competitions restricted to one breed).

3. Two or more Dressage competitions may not be held at the same or adjacent locations on the same days.
   a. Exception: Dressage competitions that are limited to Dressage Sport Horse Breeding classes may be held at the same or adjacent location or within the applicable mileage radius as another Dressage competition that does not offer Dressage Sport Horse Breeding classes.
4. All dressage competitions are categorized by Level. See DR126 for criteria for each level.

b. Mileage Boundaries for Eventing competitions.
   1. Eventing competitions are categorized by level offered, and mileage is applied to the applicant competition. Where an Eventing competition hosts more than one level, the highest applicable mileage radius will apply, e.g. an Intermediate and Modified applicant competition runs against a Priority Date Holder CCI2-L competition in Area 2, the applicable mileage is 200 miles (the applicant competition's highest applicable mileage radius tied to its Intermediate level).
   2. For Eventing competitions occurring on December 1, 2022 and thereafter, the mileage chart, including any lower levels hosted at these competitions, will apply only to those competitions not hosting FEI CCI4-L, CCI4-S, CCI3-L, or Advanced levels:

Eventing Mileage Chart Areas 1, 2, 3, and 8	
Level	Radius
Intermediate	200
Preliminary	100
Modified	100

Eventing Mileage Chart Areas 4, 5, 6, 7, 9, and 10	
Level	Radius
Intermediate	300
Preliminary	200
Modified	200

SUBCHAPTER 3-D MILEAGE EXEMPTION AND COMPETITION LICENSE DISPUTES

GR315 Mileage Exemption

1. Mileage Exemption. When a competition license application is denied by the Federation due to a mileage conflict, the applicant may seek a mileage exemption to allow the competition to occur. The decision to grant a mileage exemption is discretionary and made by the Federation Chief Executive Officer, or his designee, based on the criteria enumerated below.
2. The Federation may consider different criteria in determining whether a mileage exemption is warranted. The relative weight accorded to each such criteria is in the sole discretion of the Federation Chief Executive Officer, or their designee. These include, but are not limited to, the following:
   a. Competition Standards: Priority Date Holder's adherence to competition standards.
      1. Whether the applicant competition may alleviate concerns about the safety and welfare of horses, competitors, and/or spectators for a given rating and/or level at a Priority Date Holder's competition;
      2. Whether the applicant competition may enable a Priority Date Holder to better achieve the competition standards for a given rating and/or level;
      3. Whether the applicant competition may alleviate overcrowding of horses and/or competitors in a given geographic area at a given venue.
   b. Competition and Calendar Factors:
      1. Whether the applicant competition provides access to competitors that may need a choice based on a Priority Date Holder's costs to competitors or offered ratings and/or levels;
      2. Whether the applicant competition serves a need that the Priority Date Holder does not serve as to the schedule of classes, sections, and divisions, which may be too limited;
      3. Whether the applicant competition should be given an opportunity to enter the marketplace where a Priority Date Holder seemingly dominates the calendar in a given geographical area;
      4. Whether the applicant competition alleviates the negative impact on competitors that may occur when the number of consecutive competitions of the same rating and/or level in a given geographic area.

5. For Eventing competitions; Federation licensed Eventing competitions occurring a minimum of two weeks prior to, and two weeks following the applicant competition, will be taken into consideration when determining the applicant competition's impact on the competition calendar, regardless of mileage boundary.

c. Sport Growth and Visibility:
Whether the applicant competition may create growth and visibility of the sport in one of the following ways, which is not exclusive:
1. The applicant competition is warranted due to community support and/or involvement;
2. The applicant competition may broaden access to competitors at all levels of the sport;
3. The applicant competition is unique and provides exceptional promotional benefits to the sport.

d. In addition, the Federation will consider the following factors in determining whether a mileage exemption should be granted:
1. Geographic location and time of year with regard to concentration and migration of competitors;
2. Experience and expertise of competition management;
3. Competitions outside of boundary mileage of Priority Date Holder and applicant competition, which may affect density and competitive level of competitors;
4. Density and competitive level of competitors in a given geographic area at a given time of year; and
5. Any other circumstances that the Federation may deem to support, further, promote, or advance the best interests of the sport.

3. Mileage Exemption Procedure

An applicant may first contact the Priority Date Holder(s) and seek cooperation in running the proposed event.

a. The applicant shall submit the Mileage Exemption Request Form to the Federation in accordance with these rules. The applicant shall submit the Mileage Exemption Request Form, fully completed, to the Federation no earlier than 360 calendar days and no later than 180 calendar days before the start date of the proposed competition. The fully completed Mileage Exemption Request Form must be accompanied with the non-refundable application fee. A mileage exemption request will not be accepted unless the Mileage Exemption Request Form is fully completed and the application fee is paid in full. Within 21 days of acceptance of a properly submitted request and application fee, the Federation will notify the applicant and the Priority Date Holder(s) that the request is being processed. The notification will include a copy of the submitted Mileage Exemption Request Form and a Mileage Exemption Response Form for the Priority Date Holder(s) to complete. The Priority Date Holder(s) has 10 calendar days from the date of the Notification letter to submit to the Federation, with a copy to the applicant, a fully completed Mileage Exemption Response Form. The Priority Date Holder(s) must provide written comments explaining the basis for their objection to the mileage exemption request, based on the criteria listed in paragraph 2 above.

b. If the Priority Date Holder(s) agrees to the exemption request, then the terms and conditions of any agreement must be fully disclosed to the Federation in writing along with submission of the Mileage Exemption Response Form. Submission of these materials indicates that the parties acknowledge and agree that the Federation is not responsible for the enforcement or performance of the terms and conditions of the agreement and that the parties expressly waive any claim against the Federation for failure to perform.

c. In the case of mileage exemption renewal requests where an agreement has been reached with the affected competition(s), the following applies: Within 15 calendar days of receipt of a completed Mileage Exemption Response Form and the terms and conditions of an agreement, if such agreement was reached between the affected parties, the request will be reviewed by the Federation and a determination will be made whether to grant the renewal request.

d. In the case of first time mileage exemption requests or renewal requests where an agreement could not be reached with the affected competition(s) or the affected competition(s) failed to timely respond, the following applies: Within 10 calendar days of receipt of a completed Mileage Exemption Response Form from Priority Date Holder(s) objecting to the request, or the expiration of the 10 day response period if no completed Mileage Exemption Response Form is submitted, the Federation will notify the applicable Recognized Breed/Discipline Affiliate and provide all documentation received in the process from any party. Within the time prescribed by the Federation, the applicable Recognized Breed/Discipline Affiliate is invited to submit written feedback for consideration by the Federation in reaching a decision whether to approve or disapprove the request, including specific feedback on the criteria listed in paragraph 2 above.

If the Federation learns that an individual with a conflict of interest was present when an Affiliate considers its recommendation under this Chapter, then such recommendation will be not be considered by the Federation.

e. For Hunter, Jumper, Hunter/Jumper licensed competitions in Florida occurring within the first trimester of the competition year, the mileage exemption process shall be governed in accordance with the timeline posted on the Federation's website.

4. Modifications or amendments to an approved exemption are not permitted unless approved by the Federation in writing.
5. Mileage Exemptions are granted for one year only. Approval in one year does not guarantee future approval of a mileage exemption request.
6. All licensed competitions operating under an approved mileage exemption shall have the applicable mileage protection against new competitions pursuant to these rules. Additionally, these competitions will have the applicable mileage protection for the following year's comparable dates, provided that the license application and applicable fees are received within 60 calendar days of the last day of the current year's competition. This does not preclude the Federation from granting additional mileage exemption requests for new competitions to be held within any mileage boundary.
7. Competitions with an approved mileage exemption which have been held for two or more consecutive years may apply for designation as a perpetual mileage exemption. If approved, the competition shall apply annually for renewal under GR 302.3. To be eligible for this designation, the competition must indicate this request on the application and pay the requisite mileage exemption fee. Any conditions associated with the approved mileage exemption shall remain in place. Upon receiving this designation, any changes to location, rating and/or level will result in loss of this designation and the competition will be required to apply for a mileage exemption. Designated perpetual mileage exemption competitions shall have the applicable mileage protection against new competitions. This does not preclude the Federation from granting additional mileage exemption requests for new competitions to be held within any mileage boundary. The Federation may revoke this designation at any time.
8. The Federation will provide a written decision to the applicant and Priority Date Holder(s) within 30 days of receipt of the Recognized Affiliate's or Federation committee's recommendation, whichever is later. If the 30-day time period cannot be met, the parties will be notified in writing when they can expect to receive a decision. Subject to GR315.3.f above, for Hunter, Jumper, Hunter/Jumper licensed competitions in Florida occurring within the first trimester of the competition year, the Federation will provide a written decision to the applicant and Priority Date Holder(s) in accordance with the schedule posted on the Federation's website.
9. Computing Time. For purposes of computing time related to the timelines established in the Mileage Exemption and License Modification processes under this Chapter under this Chapter, the following rules apply:
   a. exclude the day of the event that triggers the period;
   b. count every day, including intermediate Saturdays, Sundays, excluding legal holidays and week days that the Federation offices are closed;
   c. include the last day of the period, but if the last day is a Saturday, Sunday, or day that the Federation offices are closed, the period continues to run until the end of the next day that the office is open.

GR 316 License Application Disputes and Resolution

1. Any competition license applicant may dispute the denial of a license application or renewal. In addition, a Mileage Exemption Request applicant and Priority Date Holder(s) may dispute a mileage exemption request decision. The initiation of a license dispute can be made by submitting a fully completed Federation Mileage Exemption Dispute Form to disputes@usef.org and to the Federation General Counsel within 10 calendar days of the date on the Federation notice of the approval or denial, along with the filing fee. The submission must include the basis for the appeal.
2. Upon notification by the Federation of a properly filed dispute, the affected parties will have 10 calendar days to file a substantive response. License disputes will be decided by the Federation Hearing Committee in accordance with the Federation rules and procedures. The Hearing Committee Panel may review the decision based upon the parties' written submissions and the record below. The parties may be represented by counsel. In its discretion, the Hearing Committee Panel may hold a hearing. Hearings will be conducted via videoconference or teleconference as directed by the Hearing Committee Panel. The Hearing Committee

Panel shall only determine whether the challenged decision was made in accordance with the Federation rules. The Hearing Committee shall issue a written decision as soon as practicable. If the appealing party prevails, half of the fee shall be refunded.

3. The Hearing Committee's decision is final and not appealable within the Federation.

Annex to GR Chapter 3 Competition Licensing
Rule Changes Becoming Effective December 1, 2026

Affecting Hunter or Jumper Competitions Being Licensed for the 2027 Competition Year and Beyond

Rule Change language appears in bold italics; removed language appears in strikethrough

Chapter 3 Competition Licensing

GR311 Awards Rating Classifications ---------- 2
GR312 Determining Ratings ---------- 2
GR314.2.b Mileage Tables ---------- 7

Chapter 11 Federation Records and Awards
Subchapter 11-F Award Sections

GR1131 Hunter and Equitation Divisions
GR1132.5 Hunter Division Point Chart ---------- 9
GR1131.10 Hunter Division Section Awards ---------- 11
GR1133.5 & .6 Jumpers – Award Categories ---------- 21

Chapter HJ Hunter/Jumper Competitions

HJ112 Multi-Day Regional Rated Competitions ---------- 16
HJ113 One-Day Regional Rated Competitions ---------- 16
HJ116 Prize Money ---------- 17

4001 WING COMMANDER WAY | LEXINGTON, KY 40511
PHONE 859 258 2472 | FAX 859 231 6662 | USEF.ORG

CHAPTER 3 COMPETITION LICENSING

SUBCHAPTER 3-B COMPETITION CLASSIFICATION

GR311 Awards Rating Classifications

1. For the purpose of equalizing competitions for the National HOTY Awards, divisions and sections of Regular competitions fall into one of three classifications: Premier, National or Regional Hunter.
2. In the Hunter division, points for ribbons won in any rated section will be awarded in two awards channels using the applicable point chart. Channel I includes Premier and National rated hunter competitions and Channel II includes Regional rated hunter competitions. Points earned in a ***C***hannel ***I*** are exclusive to that award channel. ***Points earned in Channel II are applicable to both Channel I and Channel I.***
   a. In the Green Hunter 3'0", 3'3", 3'6" and 3'9", Young Hunter 5 and under, Young Hunter 6 and under, Young Hunter 7 and under, High Performance Hunter, Performance Hunter 3'3" and 3'6", Green Conformation Hunter 3'6" and High Performance Conformation Hunter, standings for the National HOTY Awards based on money won will be determined by dollars won in the horses respective sections. See GR1132.

BOD 08/26/2025 Effective 12/01/2026

GR312 Determining Ratings

1. A division or section rating or classification is determined from the number of classes, amount of cash premiums offered in these classes and the holding of required classes in certain divisions. A competition may not offer the minimum requirements for a rating higher than the rating approved by the Federation. Exception: Hunter competitions. See Ratings Charts.
2. A competition may qualify for several different ratings. Some competitions will earn an "A" or "B" rating in all divisions and sections; others may earn a combination of ratings. Exception: Hunter competitions will qualify for one rating, Regional, National or Premier. If more than the minimum number of classes is offered, prize money should be increased proportionately.
3. The Paso Fino Division is rated "C" regardless of the number of classes or amount of prize money offered. A competition may apply for an "A" rating if offering a minimum of $2,000 and prior year competition had more than 250 horses. The PFHA National show shall be an "A" rated Federation licensed competition as per PF155.1i. Exception: the Paso Fino Division may be offered at Local competitions.
4. In Stake classes in "A" and "B" divisions or sections or at Premier and National hunter competitions, competitions must guarantee amount offered as prize money except where the monies offered in other classes are sufficient to meet the HOTY Award minimum requirements. In such cases, Stake classes may run as sweepstakes.
5. The Connemara and Half-bred Connemara is "C" rated, regardless of the number of classes or amount of prize money offered. Exception: the Connemara and Half-bred Connemara Division may be offered at Local competitions.
6. Rated Hunter Section & Classes

© USEF 2026 All Rights Reserved

HUNTER SECTION RATINGS AND CLASSES	Premier/National ("AA"/"A") Min-Max Required Classes	Premier/National ("AA"/"A") Min Money	Regional ("B") Multi-Day Comp Min/Max Required Classes	Regional ("B") One Day Comp Min/Max Required Classes	Regional ("B") Min
Open Hunter Sections					
Green Conformation Hunter	4-6*	500	3-5***	3-4***	0
High Performance Conformation Hunter	4-6*	500	3-5***	3-4***	0
High Performance Hunter	3-5	750	3-5***	3-4***	0
Performance Hunter 3'3"	3-5	400	3-5***	3-4***	0
Performance Hunter 3'6"	3-5	500	3-5***	3-4***	0
Green Hunter Sections					
Green Hunter 3'0"	4-6	500	3-5***	3-4***	0
Green Hunter 3'3"	4-6	500	3-5***	3-4***	0
Green Hunter 3'6"	4-6	500	3-5***	3-4***	0
Green Hunter 3'9"	4-6	500	3-5***	3-4***	0
Young Hunter Sections					
Young Hunter 5 and under	3-5	0	3-5***	3-4***	0
Young Hunter 6 and under	3-5	0	3-5***	3-4***	0
Young Hunter 7 and under	3-5	0	3-5***	3-4***	0
Amateur Owner Hunter Sections					
Amateur Owner Hunter 3'6" 18-35	4-6*	500	3-5***	3-4***	0
Amateur Owner Hunter 3'6" 36 & over	4-6*	500	3-5***	3-4***	0
Amateur Owner Hunter 3'3" 18-35	4-5	500	3-5***	3-4***	0
Amateur Owner Hunter 3'3" 36 & over	4-5	500	3-5***	3-4***	0
Junior Hunter Sections					
Small Junior Hunter 3'6" 15 & under	4-5*	500	3-5***	3-4***	0

© USEF 2026 All Rights Reserved

Small Junior Hunter 3’6” 16-17	4-5*	500	3-5***	3-4***	0
Large Junior Hunter 3’6” 15 & under	4-5*	500	3-5***	3-4***	0
Large Junior Hunter 3’6” 16-17	4-5*	500	3-5***	3-4***	0
Small Junior Hunter 3’3” 15 & under	4-5*	500	3-5***	3-4***	0
Small Junior Hunter 3’3” 16-17	4-5*	500	3-5***	3-4***	0
Large Junior Hunter 3’3” 15 & under	4-5*	500	3-5***	3-4***	0
Large Junior Hunter 3’3” 16-17	4-5*	500	3-5***	3-4***	0
Hunter & Green Hunter Pony Section					
Small Pony Hunter	4-5*	400	3-5***	3-4***	0
Medium Pony Hunter	4-5*	400	3-5***	3-4***	0
Large Pony Hunter	4-5*	400	3-5***	3-4***	0
Green Small Pony Hunter	4-5*	250	3-5***	3-4***	0
Green Medium Pony Hunter	4-5*	250	3-5***	3-4***	0
Green Large Pony Hunter	4-5*	250	3-5***	3-4***	0
Children’s Hunter Sections+					
Children’s Hunter Younger	4-6/3-5	0	3-5***	3-4***	0
Children’s Hunter Older	4-6/3-5	0	3-5***	3-4***	0
Children’s Hunter Pony Small/Medium	4-6/3-5	0	3-5***	3-4***	0
Children’s Hunter Pony Large	4-6/3-5	0	3-5***	3-4***	0
Low Children’s Hunter Horse	4-6/3-5	0	3-5***	3-4***	0
Low Children’s Hunter Pony	4-6/3-5	0	3-5***	3-4***	0
Adult Amateur Hunter Sections+					
Adult Amateur Hunter Younger	4-6/3-5	0	3-5***	3-4***	0
Adult Amateur Hunter Middle	4-6/3-5	0	3-5***	3-4***	0
Adult Amateur Hunter Older	4-6/3-5	0	3-5***	3-4***	0

© USEF 2026 All Rights Reserved

Low Adult Amateur Hunter	4-6/3-5	0	3-5***	3-4***	0
Ladies Side Saddle	4-6/3-5	0	3-5***	3-4***	0
Hunter Breeding	4-6/3-5	0	3-5***	3-4***	0
Small Hunter	4-6/3-5	0	3-5***	3-4***	0
Thoroughbred Hunter	4-6/3-5	0	3-5***	3-4***	0
USHJA Hunter Sections					
USHJA Hunter 2'0"	3-5	0	3-5***	3-4***	0
USHJA Hunter 2'3"	3-5	0	3-5***	3-4***	0
USHJA Hunter 2'6"	3-5	0	3-5***	3-4***	0
USHJA Hunter 2'9"	3-5	0	3-5***	3-4***	0
USHJA Hunter 3'0"	3-5	0	3-5***	3-4***	0
Other Rated Classes					
USHJA International Hunter Derby					
USHJA National Hunter Derby					
USHJA Green Hunter Incentive					
USHJA Pony Hunter Derby					
USHJA 2'6" Junior/Amateur Hunter Derby					
Hunter Classics					

(+ Denotes sections which may have USHJA Zone Specifications that govern number of classes and prize money)
(*See HU163.3, HU117 regarding Model Classes, and other class requirements).
See HU154.2 for requirements regarding minimum number of classes to award a championship.
No more than two (2) one-day Regional competitions or one (1) multi-day Regional competition may be held ***at the same venue and/or by the same Licensee or any entity associated with the same Licensee during any calendar week (Monday through Sunday). If the Licensee is a business entity, this provision includes all persons listed as principals of the business entity. (See HJ112 and HJ113).

7. All classes offered in a licensed Open Western Division shall be conducted in accordance with GR818, unless the competition has applied for and received a rating. (See ratings chart GR312.)
8. Any breed-restricted division, or combination of breed-restricted divisions, may be offered at Local Regular competitions, in accordance with GR310.
9. IMPORTANT: See Chapter HU and HJ. There are special conditions and requirements for determining the ratings of Hunter sections. Management's attention is directed to these conditions in particular, HU131 and HJ109 – HJ114.

BOD 08/26/2025 Effective 12/01/2026

© USEF 2026 All Rights Reserved

SUBCHAPTER 3-C COMPETITION MILEAGE

GR314 Mileage

1. Determining Applicable Mileage.
   a. Mileage is applied Division by Division as defined in the Federation Rulebook.
   b. To determine a mile radius, the distance shall be measured using mapping software to measure the distance between the locations where the competitions are being conducted (i.e. address of the facility where each of the competitions will be held or the longitude and latitude if an exact address does not exist), except between Long Island and the mainland. Application of this process will not adversely affect the license rights of competitions already licensed.
   c. In any instance where the shortest road mileage distance between the competition facility locations is greater than one and one half (1 1/2) times the radial mileage between the competition facility locations, the required mileage distances between competitions shall be based upon the road mileage distance rather than radial mileage.
   d. Mileage between competitions within Zones or Regions utilizing different mileage will be subjected to the lower of the mileage requirements.
   e. Long Island, N.Y. The distances between competitions held on Long Island, NY, and competitions held on the mainland shall be determined by measuring a straight line distance from the point at which Interstate Highway 278 (across the Triborough Bridge) intersects the shore of Long Island, to the location where the Long Island competition is being conducted (i.e. address of the facility where each of the competitions will be held or the longitude and latitude if an exact address does not exist) and by measuring the mile radius from the bridge to the location where the other competition is being conducted (i.e. address of the facility where each of the competitions will be held or the longitude and latitude if an exact address does not exist). The application of this process will not adversely affect the license rights of competitions already licensed.
   f. If the mileage between competitions is less than the applicable distance specified by this rule, conflicting dates may be approved by the Federation in accordance with GR315 and providing all other requirements for recognition are met.
   g. The foregoing distance rules do not apply to events comprised exclusively of classes recognized by the FEI and the USOPC (example: Olympic Trials or Olympic Games). The National Championships for Dressage and Dressage competitions offering Federation qualifying or selection trials, or observation classes and National classes held in conjunction with a CDI are exempted from the mileage rule. When a CDI is approved on one or more days where another competition has date priority, national classes can only be held on the day of the FEI Jog and on days where at least one CDI class is held or is not held due to no entries. When CDI classes are not held on all approved CDI dates (except due to no entries) the competition might not be granted approval for those dates in subsequent years. Certain competitions held in conjunction with events also holding FEI competitions and/or selection trials for international competitions, at the discretion of the Board of Directors, may be exempted from the mileage rule.
2. Mileage Boundaries. Mileage consideration may be applicable to more than one mileage provision.
   a. The below divisions will be conducted under the following mileage:
      1. Andalusian/Lusitano: 250 miles;
      2. Arabian: 250 miles;
      3. Friesian: 250 miles;
      4. Hackney: 100 miles;
      5. Morgan: 100 miles;
      6. National Show Horse: 50 miles;
      7. Roadster: 100 miles;
      8. Shetland: 100 miles;
      9. American Saddlebred: 100 miles;

© USEF 2026 All Rights Reserved

10. Local Regular: Any breed competition restricted to one breed or multi-breed competition including any of the above listed breeds (1-9), regardless of number of classes offered: 50 miles;
11. Western Dressage: 100 miles.

b. Mileage Boundaries for Hunter and/or Jumper Sections.
   1. Hunter and/or Jumper competitions are categorized by Rating and/or Level. Additional criteria required for each Rating and/or Level in the Hunter and Jumper Mileage Charts can be found on the Federation website at www.usef.org under competitions.
   2. Jumper Levels are based on the prize money offered. See JP104.
   3. Hunter mileage shall be independent of the Jumper mileage and applied separately to each division of a competition
   4. The distances between licensed competitions held in USHJA Zones 1 & 2 (ME, NH, VT, MA, CT, RI, NJ, NY, and PA) offering hunter or jumper divisions shall be in accordance with the mileage tables (H1 & J1) shown below effective 12-01-***26***.

Competitions approved in the 2026 competition year with comparable dates in 2027 will be grandfathered at their current dates, locations, ratings and levels, and will not be subject to the mileage below.

Hunter Mileage Chart – H1 USHJA Zones 1&2				
Priority Date Holders	*New Competitions w/ Same Rated Division*			
		Premier ("AA")	*National ("A")*	*Regional ("B")*
	Premier ("AA")	*125*	*125*	***50***
	National ("A")	*125*	*125*	***50***
	Regional ("B")	***50***	***50***	*50*

Jumper Mileage Chart – J1 USHJA 1 & 2						
Priority Date Holders	*New Competitions w/ Same Rated Division*					
		Level 5 & 6	*Level 4*	*Level 3*	*Level 2*	*Level 1*
	Level 5 & 6	*125*	*125*	*90*	*0*	*0*
	Level 4	*125*	*125*	*90*	*0*	*0*
	Level 3	*90*	*90*	*75*	*0*	*0*
	Level 2	*0*	*0*	*0*	*0*	*0*
	Level 1	*0*	*0*	*0*	*0*	*0*

3. The distances between licensed competitions held in USHJA Zones 3 thru 10 and Canada [with the exception of Florida in the first trimester - December through March – see GR314.5] offering hunter or jumper divisions shall be in accordance with the mileage tables (H2 & J2) shown below effective 12-01-***26***.

Competitions approved in the 2026 competition year with comparable dates in 2027 will be grandfathered at their current dates, locations, ratings and levels, and will not be subject to the mileage below.

Hunter Mileage Chart – H2 USHJA Zones 3 thru 12 and Canada (excluding FL in 1st trimester)				
Priority Date Holders	*New Competitions w/ Same Rated Division*			
		Premier ("AA")	*National ("A")*	*Regional ("B")*

© USEF 2026 All Rights Reserved

	Premier ("AA")	*250*	*250*	***100***
	National ("A")	*250*	*250*	***100***
	Regional ("B")	***100***	***100***	*50*

Jumper Mileage Chart – J2 USHJA Zones 3 thru 12 and Canada (excluding FL in 1st trimester)						
Priority Date Holders	*New Competitions w/ Same Rated Division*					
		Level 5 & 6	*Level 4*	*Level 3*	*Level 2*	*Level 1*
	Level 5 & 6	*250*	*250*	*100*	*0*	*0*
	Level 4	*250*	*250*	*100*	*0*	*0*
	Level 3	*200*	*200*	*100*	*0*	*0*
	Level 2	*0*	*0*	*0*	*0*	*0*
	Level 1	*0*	*0*	*0*	*0*	*0*

4. The distances between licensed competitions held in Florida in the first trimester (December through March) offering hunter or jumper divisions shall be in accordance with the mileage tables (H3 & J3) shown below effective 12-01-***26***.

Competitions approved in the 2026 competition year with comparable dates in 2027 will be grandfathered at their current dates, locations, ratings and levels, and will not be subject to the mileage below.

Hunter Mileage Chart – H3 (1st trimester Florida)				
Priority Date Holders	New Competitions w/ Same Rated Division			
		Premier ("AA")	National ("A")	Regional ("B")
	Premier ("AA")	225	200	***100***
	National ("A")	200	200	***100***
	Regional ("B")	***100***	***100***	50

Jumper Mileage Chart – J3 (1st trimester Florida)						
Priority Date Holders	New Competitions w/ Same Rated Division					
		Level 5 & 6	Level 4	Level 3	Level 2	Level 1
	Level 5 & 6	225	200	100	0	0
	Level 4	200	200	100	0	0
	Level 3	200	200	100	0	0
	Level 2	0	0	0	0	0
	Level 1	0	0	0	0	0

© USEF 2026 All Rights Reserved

CHAPTER 11 FEDERATION RECORDS AND AWARDS

SUBCHAPTER 11-F AWARD SECTIONS

GR1132 Hunter and Equitation Divisions

1. Eligibility
   a. Points toward any Horse of the Year Award for the Hunter Division will not be credited until the applications and fees for the horse's recording, exhibitor's registration, transfer of ownership, name change or addition of owner(s) and owner's Senior Active, Junior Active or Life membership are received online by the Federation offices. Furthermore, points toward any Horse of the Year Awards for the Hunter Division will not be credited until the applications and fees for the horse's USHJA Horse Registration, transfer of ownership, name change, or addition of owner(s) and the owner's USHJA Active or USHJA Life membership are received by the USHJA offices. Exception: Applications for USHJA Individual Membership and USHJA Horse Registrations submitted at Licensed Competitions.
   b. USHJA Zone points toward any Hunter/Jumping Seat Equitation Division Rider of the Year Awards will not be credited until the applications and fees for the horse's USHJA registration, and rider's USEF and USHJA's active membership are received by the Federation and USHJA offices. Exception: Applications for USHJA Individual Membership and USHJA Horse Registration submitted at Licensed Competitions.
2. Point Tabulation. See GR1113-GR1119.
3. In the Hunter division, points are calculated according to the Hunter Division Point Chart. Exception: National awards for Green Hunter 3'0", 3'3", 3'6" and 3'9", Young Hunter 5 and under, Young Hunter 6 and under, Young Hunter 7 and under, High Performance and Performance Hunter 3'3" and 3'6", Green Conformation Hunter 3'6", and High Performance Conformation Hunter will be calculated using two systems towards two separate sets of national awards. The national Money Won Awards will be based on the money won by each horse in their respective section. The national Points Awards will be calculated according to the Hunter Division Point Chart. Both money won and points won in hunter classics, the USHJA International Hunter Derby, the USHJA National Hunter Derby, and the USHJA Green Hunter Incentive Stake will be included. The money won and points won in the USHJA International Hunter Derby will only be awarded towards a declared Hunter section for HOTY points if a horse competes in the declared section a minimum of five (5) times during the competition year. The money won and points won in the USHJA Green Hunter Incentive Stake will only be awarded toward a declared Hunter section for HOTY points if a horse competes in the declared section a minimum of three (3) times during the competition year.
4. All Hunter competitions are required to offer the minimum number of classes and amounts of prize money listed in GR312 for each approved Hunter section. If sections are canceled or entries are insufficient to award all prize money offered then only money offered to the number of places awarded must be distributed. All Hunter competitions must state their hunter rating clearly on the cover of the prize list. See Subchapter HJ-3 for Hunter competition rating requirements.
5. Hunter Division Point Chart:
   Base points per ***competition rating or*** section rating:
   ~~Regional and National Hunter Rated Competitions~~

Placing	***Regional***	***National***	***Premier***
1st	***15***	***20***	***23***
2nd	***13***	***18***	***21***
3rd	***11***	***16***	***19***
4th	***9***	***14***	***17***
5th	***7***	***12***	***15***
6th	***5***	***10***	***13***
7th	***3***	***8***	***11***

© USEF 2026 All Rights Reserved

8th	***1***	***6***	***9***
9th	***0***	***4***	***7***
10th	***0***	***2***	***5***

~~Exhibitors~~	~~3-8~~	~~9-15~~	~~16-25~~	~~26+~~
~~1st~~	~~15~~	~~20~~	~~25~~	~~30~~
~~2nd~~	~~10~~	~~15~~	~~20~~	~~25~~
~~3rd~~	~~8~~	~~12~~	~~16~~	~~20~~
~~4th~~	~~6~~	~~9~~	~~12~~	~~15~~
~~5th~~	~~5~~	~~8~~	~~11~~	~~14~~
~~6th~~	~~4~~	~~7~~	~~10~~	~~13~~
~~7th~~	~~3~~	~~6~~	~~9~~	~~12~~
~~8th~~	~~2~~	~~5~~	~~8~~	~~11~~

~~Premier Hunter Rated Competitions~~

~~Exhibitors~~	~~3-8~~	~~9-15~~	~~16-25~~	~~26+~~
~~1st~~	~~18~~	~~23~~	~~28~~	~~33~~
~~2nd~~	~~13~~	~~18~~	~~23~~	~~28~~
~~3rd~~	~~11~~	~~15~~	~~19~~	~~23~~
~~4th~~	~~8~~	~~11~~	~~14~~	~~17~~
~~5th~~	~~7~~	~~10~~	~~13~~	~~16~~
~~6th~~	~~6~~	~~9~~	~~12~~	~~15~~
~~7th~~	~~5~~	~~8~~	~~11~~	~~14~~
~~8th~~	~~4~~	~~7~~	~~10~~	~~13~~

Hunter Prize Money Chart
For prize money requirements refer to HJ116

6. Points are calculated according to the Hunter Division Point Chart ***utilizing a combination of the base points for each placing at each level of section rating and adding one point for each entry that competes in each class of the section.*** ~~based on the number of horses that compete in the first performance class of the section. (Exception: where individual classes may be entered (High Performance Hunter, Performance Hunter 3'6", and Performance Hunter 3'3") in which case the points will be calculated by the number of entries that competed in each individual class (see HU119). In the under saddle classes points will be calculated on the number of horses entered.~~
7. Bonus points for Hunter Classics will be awarded according to HU175.
8. Number of entries. The number of entries for the Hunter Division is determined by the number of entries that compete in the first performance class of the section, except in sections where individual classes may be entered in which case the number of entries will be determined by the number of entries that competed in each individual class (see HU135). In the under saddle classes the number of entries will be determined by the number of horses entered. Competition management must post within 12 hours of the completion of the class, in a prominent place on the competition grounds, the number of entries that compete in the first performance class of each rated Hunter section, signed by the officiating Judge.
9. Hunter Division Section champions will be awarded 2.0 times the total 1st place point value of the first class in that section toward any National Horse of the Year point award based on points earned. Section reserve champions will be awarded 1.2 times the total 1st place value of the first class in that section towards any National Horse of the Year award based on points earned. Exception: For National Horse of the Year awards that are based on money won, Section Champions in the Green Hunter 3'0", 3'3", 3'6", and 3'9", Young Hunter 5 and under, Young Hunter 6 and under, Young Hunter

© USEF 2026 All Rights Reserved

7 and under, High Performance Hunter, Green Conformation Hunter 3'6", Performance Hunters 3'3", Performance Hunters 3'6", and High Performance Conformation Hunter will be awarded dollars equal to 10% of the total prize money offered for each respective section towards National Horse of the Year awards. Reserve Champions will be awarded dollars equal to the amount of 5% of the total prize money for each respective section.

10. Hunter Division Section Awards
    In the Hunter division, points for ribbons won or money won, if applicable, in any rated section will be awarded in two awards channels. Channel I includes Premier("AA")***,*** ~~and~~ National ("A")***, and Regional ("B")*** rated hunter competitions and Channel II includes Regional ("B") rated hunter competitions. Points earned or money won, if applicable, in ~~a~~ ***C***hannel ***I*** are exclusive to that award channel. ***Points earned or money won, if applicable, in Channel II will be applied to both Channel II and Channel I awards.***
    a. Hunter Division Section awards are offered for the following at the National level from the Federation and at the Zone level from USHJA: Green Conformation Hunter 3'6", Green Hunter 3'0", 3'3", 3'6" and 3'9", High Performance Conformation Hunter, High Performance Hunter, Performance Hunters 3'3", Performance Hunters 3'6", Young Hunter 5 and under, Young Hunter 6 and under, Young Hunter 7 and under, Small Green Pony Hunter, Medium Green Pony Hunter, Large Green Pony Hunter, Small Pony Hunter, Medium Pony Hunter, Large Pony Hunter, Small Junior Hunter 15 yrs. & under, Small Junior Hunter 16-17 yrs., Large Junior Hunter 15 yrs. & under, Large Junior Hunter 16-17 yrs., Amateur Owner Hunter - 18-35 Years Old and Over 35 Years Old, Ladies Side Saddle, Amateur Owner Hunter 3'3" 18-35 Years Old and Over 35 Years Old, Small Hunter, Small Junior Hunter 3'3", 15 yrs. & under, Small Junior Hunter 3'3" 16-17 yrs., Large Junior Hunter 3'3" 15 yrs. and under and Large Junior Hunter 3'3" 16-17 yrs, Children's Hunter Ponies, Children's Hunter Horses, Low Children's Hunter Horse, Low Children's Hunter Pony, Adult Amateur Hunter 18-35 Years Old, Adult Amateur Hunter Over 35 Years Old, Low Adult Amateur Hunter, Small Hunter, USHJA Hunter 2'0", 2'3", 2'6", 2'9" and 3'0", and Thoroughbred Hunter.
    b. The USHJA shall determine the Zone HOTY points to be awarded for its USHJA Hunter Championships, Finals and Classes. The USHJA shall notify the Federation and publish the point scale to be utilized on the USHJA website a minimum of 60 days prior to the start of each event.
11. Hunter Competitions Utilizing Federation HOTY Points/money won for Qualification for their Events.
    a. Premier and National hunter rated competitions (including those held in conjunction with Jumper Level 1-6 competitions) must utilize the applicable Channel I HOTY points for qualification purposes.
    b. Regional hunter rated competitions (including those held in conjunction with Jumper Level 1-3 Jumper competitions) must utilize the applicable Channel II HOTY points for qualification purposes.

BOD 08/26/2025 Effective 12/01/2026

[…]

GR1133 Jumpers

1. Eligibility.
   Points toward any Horse of the Year Award will not be credited until the applications and fees for the horse's recording, exhibitor's registration, transfer of ownership, name change or addition of owner(s) and owner's Senior Active, Junior Active or Life membership are received by the Federation. Furthermore, points toward any Horse of the Year Awards will not be credited until the applications and fees for the horse's USHJA Horse Registration, transfer of ownership, name change or addition of owner(s) and the owner's USHJA Active or USHJA Life membership are received by the USHJA offices. Exception: Applications for USHJA Individual Membership and Horse Recordings submitted at Licensed Competitions.
2. Point Tabulation. See GR1113-GR1119. 1.00/1.05m Junior Jumper, 1.10/1.15m Junior Jumper, 1.00/1.05m Amateur Jumper, 1.10/1.15m Amateur Jumper USHJA Zone Horse of the Year Awards

© USEF 2026 All Rights Reserved

and Pony, 0.90m Young Jumper, 1.00m Young Jumper, 1.10m Young Jumper, 1.20m Young Jumper, 1.30m Young Jumper National and USHJA Zone Horse of the Year Awards will be based on the following:

Exhibitors	3-8	9-15	16-25	26+
1st	15	20	25	30
2nd	10	15	20	25
3rd	8	12	16	20
4th	6	9	12	15
5th	5	8	11	14
6th	4	7	10	13
7th	3	6	9	12
8th	2	5	8	11

*Determined by the number of entries that competed (see JP136.13) in the class.

3. The 1.20/1.25m Junior Jumper, 1.30/1.35m Junior Jumper, and 1.40/1.45m Junior Jumper, 1.20/1.25m Amateur Jumper, 1.30/1.35m Amateur Jumper, and 1.40/1.45m Amateur Jumper, U25 and Young Rider Jumper Horse of the Year Awards will be based on one point for every dollar won in their classification at Regular Competitions.
4. The Open Jumper Horse of the Year Award will be based on money won in classes which comply with JP151, classes of $25,000 or more. One point for every dollar won will be awarded.
5. Award Categories. Federation National awards will be given in the following categories: 1.00/1.05m Junior, 1.10/1.15m Junior, 1.20/1.25m Junior, 1.30/1.35m Junior, 1.40/1.45m Junior, 1.00/1.05m Amateur, 1.10/1.15m Amateur, 1.20/1.25m Amateur, 1.30/1.35m Amateur, 1.40/1.45m Amateur, Open, Pony, 0.90m Young Jumper, 1.00m Young Jumper, 1.10m Young Jumper, 1.20m Young Jumper, 1.30m Young Jumper, Thoroughbred Jumper, Young Rider and U25. Zone Horse of the Year Awards will be given by USHJA in the following categories (see JP119 for Zone specifications): 1.00/1.05m Junior, 1.10/1.15m Junior, 1.20/1.25m Junior, 1.30/1.34m, Junior, 1.40/1.45m Junior, 1.00.1,05m Amateur, 1.10/1.15m Amateur, 1.20/1.25m Amateur, 1.30/1.35m Amateur, 1.40/1.45m Amateur, Pony, Young Riders, U25 and Thoroughbred Jumper.
   National awards will be offered in two awards channels as follows:
   a. Channel I – Based on placings at standalone Jumper Level 4-6 competitions or Jumper Level 1-6 competitions held in conjunction with a Premier("AA") or National ("A") rated hunter competition.
   b. ***Points earned in Channel I are exclusive to that channel.***
   c. Channel II – Based on placings at standalone Jumper Level 1-3 competitions or Jumper Level 1-3 competitions offered in conjunction with a Regional ("B') rated hunter competition.
      i. No class at Jumper Level 3 held in conjunction with a Regional ("B") rated hunter competition may exceed $25,000 in prize money.
   d. Points earned in ~~a~~ ***C***hannel ***II*** are ~~exclusive to that award channel~~ ***applicable to both Channel I and Channel II awards.***
6. USHJA Zone awards will be distributed according to the Zone map. USHJA Zone awards will be offered in two awards channels as follows:
   a. Channel I – Based on placings at standalone Jumper Level 4-6 competitions or Jumper Level 1-6 competitions held in conjunction with a Premier ("AA") or National ("A") rated hunter competition.
   b. ***Points earned in Channel I are exclusive to that channel.***
   c. Channel II – Based on placings at standalone Jumper Level 1-3 competitions or Jumper Level 1-3 competitions offered in conjunction with a Regional ("B") rated hunter competition.
   d. Points earned in ~~a~~ ***C***hannel ***II*** are ~~exclusive to that award channel~~ ***applicable to both Channel I and Channel II awards.***.
7. Presentation of the USHJA Zone Horse of the Year Awards will be made at the discretion and auspices of Zone Committees, only after approval of the USHJA.

© USEF 2026 All Rights Reserved

8. The USHJA shall determine the National, Zone HOTY points to be awarded for its USHJA Jumper Championships, Finals and Classes. The USHJA shall notify the Federation and publish the point scale to be utilized on the USHJA website a minimum of 120 days prior to the start of each event.
9. Jumper Competitions Utilizing Federation HOTY Points for Qualification for their Events.
   a. Standalone Jumper Level 4-6 competitions or Jumper Level 1-6 competitions held in conjunction with a Premier or National rated hunter competition must utilize the applicable Channel I HOTY points for qualification purposes.
   b. Standalone Jumper Level 1-3 competitions or Jumper Level 1-3 competitions held in conjunction with a Regional rated hunter competition must utilize the applicable Channel II HOTY points for qualification purposes.

BOD 08/26/2025 Effective 12/01/2026

© USEF 2026 All Rights Reserved

SUBCHAPTER HJ-4 COMPETITION SCHEDULING AND PRIZE MONEY

See also GR901.21b, GR901.24 and Chapter GR3.

HJ109 Premier Rated Competitions

1. Must be held and judged over a minimum of five (5) days on the same competition grounds.
2. Number of horse entries required for a Premier rated hunter or HJ competition is a minimum of two hundred (200).
3. A minimum of fifteen (15) Premier rated Hunter sections listed in GR312.6 must be offered.
4. A minimum of ten Premier rated hunter sections listed in GR312.6 must be held and judged. Ladies Side Saddle does not count towards these requirements.
5. Scheduling
   a. A minimum of two performance classes from two different Premier rated Hunter sections must be scheduled and judged on four of the five days.
   b. Classes in recognized sections must run on consecutive days. (Exception: Hunter Classics)
6. The High Performance Hunter section must be offered.
7. Prize Money
   a. A Premier rated competition must pay a minimum of $75,000 in prize money in all rated hunter sections and classes (See GR312.6). If more than the minimum required is guaranteed, the guaranteed amount becomes the minimum required prize money payout. If an add-back is offered, the details must be provided in the prize list.
   b. Prize money from a section that did not fill and run may be reallocated in accordance with HJ116 to another section(s) that did fill.
   c. If sections are canceled or entries are insufficient to award all prize money, then additional money not awarded must be pooled and redistributed as follows:
      1. 60% of the pool to the champions of the rated hunter sections in which prize money was awarded, and
      2. 40% of the pool to the reserve champions of the rated hunter sections in which the prize money was paid.

         Model classes do not count towards the number of required classes to meet the rating requirement, therefore the prize money offered in Model classes cannot be used to determine the amount of required prize money to calculate the Premier rating.

HJ110 National Rated Competitions

1. Must be held and judged over a minimum of three days on the same competition grounds.
2. Number of horse entries required for a National rated hunter or HJ competition is a minimum of seventy-five (75).
3. A minimum of ten National rated hunter sections listed in GR312.6 must be offered.
4. A minimum of five National rated hunter sections listed in GR312.6 must be held and judged. Ladies Side Saddle does not count towards these requirements.
5. Scheduling
   a. A minimum of two performance classes from two different National rated Hunter sections must be scheduled and judged on each of the three days.
   b. Classes in recognized sections must be held on consecutive days (Exception: Hunter Classics)
6. The High Performance Hunter section must be offered.
7. Prize Money

Minimum Prize Money paid- A National rated competition must offer a minimum of $5,000 and cannot exceed a maximum of $74,999 in prize money in rated hunter sections and classes. If more than the

© USEF 2026 All Rights Reserved

minimum required is guaranteed, the guaranteed amount becomes the minimum required prize money paid out.

a. If add backs are offered, the details must be provided in the prize list.
b. Prize money from a section that did not fill and run may be reallocated in accordance with HJ116 to another section(s) that did fill.
c. If sections are cancelled or entries are insufficient to award all prize money, then additional money not awarded must be pooled and equally redistributed as follows:
    1. 60% of the pool to the champions of the remaining rated hunter sections in which prize money was paid, and
    2. 40% of the pool to the reserve champions of the remaining rated hunter sections in which prize money was paid.

Model classes do not count towards the number of required classes to meet the rating requirement, therefore the prize money offered in Model classes cannot be used to determine the amount of required prize money to calculate the National rating.

HJ111 National Rated Junior/Amateur Restricted Competitions

1. Must be held on a minimum of two consecutive non-school days within the public school system, at the location of the competition, on the same competition grounds.
2. Two day National Junior/Amateur restricted competitions will have a Horse Entry Number requirement of fifty (50).
3. A minimum of six National rated Hunter sections listed in GR312.6 must be offered.
4. A minimum of three National rated hunter sections listed in GR312.6 must be held. Ladies side saddle does not count towards these requirements.
5. For scheduling see requirements for National Competitions (HJ110.5)
6. At Federation licensed Junior/Amateur competitions, the only rated Hunter sections that may be held are those which are restricted by definition to the participation of juniors and amateurs (example: Junior, Amateur, Children's, Adult and Pony). Exception: Pony Hunter Breeding and Hunter Breeding classes.
7. Prize Money

    a. Minimum Prize Money paid- At National competitions restricted to Juniors and/or Amateurs, a minimum of $3,000 and a maximum of $74,999 in prize money, must be offered in the rated Hunter sections and classes. If more than the minimum required is guaranteed, the guaranteed amount becomes the minimum required prize money paid out.
    b. If add backs are offered, the details must be provided in the prize list.
    c. Prize money from a section that did not fill and run may be reallocated in accordance with HJ116 to another section(s) that did fill.
    d. If sections are cancelled or entries are insufficient to award all prize money, then additional money not awarded must be pooled and redistributed as follows:
        1. 60% of the pool to the champions of the rated hunter sections in which prize money was paid, and
        2. 40% of the pool to the reserve champions of the rated hunter sections in which prize money was paid.

    Model classes do not count towards the number of required classes to meet the rating requirement, therefore the prize money offered in Model classes cannot be used to determine the amount of required prize money to calculate the National rating.

© USEF 2026 All Rights Reserved

HJ112 Multi-Day Regional Rated Competitions

1. A multi-day Regional rated competition is limited to a maximum of three (3) days. The Federation may waive or amend the three-day restriction if circumstances warrant.
2. At least three (3) Regional rated Hunter sections must be offered. (Exception: competitions exclusively offering Hunter and/or Jumping Seat Equitation or Hunter Breeding classes).
3. No more than two (2) one-day Regional rated competitions or one (1) multi-day Regional competition may be held ***at the same venue and/or*** by the same licensee or any entity associated with the same licensee during any calendar week (Monday through Sunday). If the licensee is a business entity, this provision includes all persons listed as principals of the business entity. The Federation may waive or amend the restriction on the number of Regional rated competitions held in a calendar week if circumstances warrant.
4. ***No more than three (3) competition arenas may be utilized concurrently at a Regional Hunter rated competition.***
5. Prize Money
   a. At Multi-Day Regional competitions a minimum of $0 and a maximum of $24,999 in prize money, must be offered in the rated and miscellaneous hunter sections and classes. If more than the minimum required is guaranteed, the guaranteed amount becomes the minimum required prize money paid out.
   b. No hunter class may exceed $5,000 in prize money.
   c. If add backs are offered, the details must be provided in the prize list.
   d. Prize money from a section that did not fill and run may be reallocated in accordance with HJ116 to another section(s) that did fill.
   e. If sections are cancelled or entries are insufficient to award all prize money, then additional money not awarded must be pooled and redistributed as follows:
      1. 60% of the pool to the champions of the rated hunter sections in which prize money was paid, and
      2. 40% of the pool to the reserve champions of the rated hunter sections in which prize money was paid.

   Model classes do not count towards the number of required classes to meet the rating requirement, therefore the prize money offered in Model classes cannot be used to determine the amount of required prize money to calculate the National rating.

HJ113 One-Day Regional Rated Competitions

1. At least two (2) Regional rated sections must be offered. (Exception: competitions exclusively offering Hunter and/or Jumping Seat Equitation or Hunter Breeding classes).
2. No more than two (2) one-day Regional rated competitions, or one (1) multi-day Regional competition may be held by the same licensee ***at the same venue and/or*** any entity associated with the same licensee during any calendar week (Monday through Sunday). If the licensee is a business entity, this provision includes all persons listed as principals of the business entity. The Federation may waive or amend the restriction on the number of Regional rated competitions held in a calendar week if circumstances warrant.
3. ***No more than three (3) competition arenas may be utilized concurrently at a Regional Hunter rated competition.***
4. Prize Money
   a. At One-Day Regional ("B") competitions a minimum of $0 and a maximum of $24,999 in prize money, must be offered in the rated and miscellaneous hunter sections and classes. If more than the minimum required is guaranteed, the guaranteed amount becomes the minimum required prize money paid out.
   b. No hunter class may exceed $5,000 in prize money.
   c. If add backs are offered, the details must be provided in the prize list.
   d. Prize money from a section that did not fill and run may be reallocated in accordance with HJ116 to another section(s) that did fill.

© USEF 2026 All Rights Reserved

e. If sections are cancelled or entries are insufficient to award all prize money, then additional money not awarded must be pooled and redistributed as follows:
   1. 60% of the pool to the champions of the rated hunter sections in which prize money was paid, and
   2. 40% of the pool to the reserve champions of the rated hunter sections in which prize money was paid.

Model classes do not count towards the number of required classes to meet the rating requirement, therefore the prize money offered in Model classes cannot be used to determine the amount of required prize money to calculate the National rating.

BOD 08/26/2025 Effective 12/01/2026

[…]

HJ116 Prize Money

Total Prize Money in Rated Hunter Sections

Regional ("B") competitions	$0 - $24,999 in rated and miscellaneous hunter sections and classes. ***No hunter class may exceed $5,000 in prize money.***
National ("A")competitions	$5000 - $74,999 offered in rated hunter sections and classes.
Premier ("AA") competitions	$75,000 and over must be paid out in rated hunter sections and classes.

1. Prize money offered in the open sections must be awarded on an escalating scale related to the height of fences.
2. No more than 60% of the prize money in the required classes for Premier or National rated section may be offered on any one day when the division is held on two or more days, exception: Premier or National rated sections in which all required classes are held on one day. Prize money offered in Model classes at Premier rated competitions including add-back money, if any, in rated Hunter sections, does not count toward the minimum prize money required for a section's rating nor is it considered for purposes of determining 60% to be offered.
3. Prize money in all rated classes at all licensed competitions must be distributed as follows: a minimum of 30% for 1st, 22% for second, 15% for 3rd, with the balance to be distributed at competition management's discretion.
4. Ribbon winners must receive the applicable prize money offered for those placings.
5. If add backs are offered, the details must be provided in the prize list.
6. The following must be published in the competition prize list:
   a. The total amount of hunter prize money being offered at the competition,
   b. The minimum amount of guaranteed hunter prize money payout, and
   c. The total amount of hunter prize money offered, guaranteed, and paid out by the competition in the prior year, unless the competition was not held.
7. The Federation may amend or waive the minimum required prize money payout if circumstances warrant.
8. Prize money offered in a section cannot be decreased if the section fills.
9. If a section does not fill and run, the prize money may be reallocated to another section(s) offered that does fill. However, the entry fee for the section where prize money was reallocated cannot be increased.

© USEF 2026 All Rights Reserved

CHAPTER 4 DRUGS AND MEDICATIONS

GR401-408. Equine Drugs and Medications Provisions Applicable to All Breeds and/or Disciplines

GR401 Determining the Equine Drugs and Medications Designation for Each Breed or Discipline

GR402 Testing

GR403 Cooperation

GR404 Accountability of Trainers and Other Persons Responsible

GR405 Equine Drugs and Medications Testing in Connection with an Appeal Measurement

GR406 Results, Confirmatory Analysis, and Retest

GR407 Management Procedures

GR408 Interpretations of the Federation Equine Drugs and Medications Chapter and its Application to Particular Substances

GR409 Equine Drugs and Medications, Prohibited Substance Provisions

GR410 Equine Drugs and Medications, The Therapeutic Substance Provisions

GR411 Conditions For Therapeutic Administrations of Prohibited Substances

GR412 Administrative Penalties

GR413 Human Drug Testing

GR 414 Prohibited Practices

© USEF 2026

CHAPTER 4 DRUGS AND MEDICATIONS

For purposes of this Chapter, the following definitions apply:

Drug Testing Personnel. Includes (i) any licensed veterinarian appointed by the Federation to perform duties under this Chapter; and (ii) any technician appointed by a Federation-appointed licensed veterinarian to perform duties under this Chapter.

Sample. Unless otherwise specified herein, means any biological or other material, including any tissue, body fluid, excreta, hair, skin scraping or swab collected for the purposes of analysis under the Federation rules.

GR401-408. Equine Drugs and Medications Provisions Applicable to All Breeds and/or Disciplines

GR401 Determining the Equine Drugs and Medications Designation for Each Breed or Discipline

1. The Board of Directors shall designate every Breed, Discipline, and/or Group competing under Federation Rules as either a Prohibited Substance Group or a Therapeutic Substance Group, as outlined herein below.
2. At each Annual Meeting, each Division Committee shall determine by a majority vote and shall indicate to the Chief Administrator of the Equine Drugs and Medications Program its preference for its Breed or Discipline to be designated as (or to be part of) either a Prohibited Substance Group or a Therapeutic Substance Group. In any instance where more than one Division Committee is responsible for a Breed and/or Discipline Group, after each committee has determined its preference by a majority vote, unanimity between and/or among the Division Committees of the Group shall be required to invoke a recommendation to be designated a Prohibited Substance Group. Absent such concurrence, the joint recommendation of the Division Committees of the Group shall be construed as a recommendation in favor of designation as a Therapeutic Substance Group.
3. Each Division Committee shall have responsibility to recommend for its division.
4. At its meeting at the Federation's Annual Meeting, the Veterinary Committee shall take into consideration these recommendations and the written recommendations of the respective Affiliate Associations in this regard, and it shall enact the designation for each Breed, Discipline, and/or Group. The effective dates of these designations shall coincide with the effective dates of the newly published Rule Book.
5. These designations shall be reviewed by each Division Committee at the subsequent Rule Change Convention.
6. Every horse and/or pony competing at Federation competitions and/or events shall be subject to either the Prohibited Substance Provisions (GR409) or the Therapeutic Substance Provisions (GR410-412), depending upon its Breed's, Discipline's, and/or Group's designation, and it shall be required to compete in compliance therewith, whether competing in unrated or rated classes and/or divisions.
7. Any horse and/or pony that competes in more than one Breed, Discipline, and/or Group at a competition, one of which is a Prohibited Substance Group, shall be required to be in compliance with the Prohibited Substance Provisions at all times while competing in any and/or all classes and/or divisions at that competition.

GR402 Testing

1. Horses competing at a Licensed Competition are subject to examination by a licensed veterinarian appointed by the Federation. Said appointed veterinarian may appoint a technician to perform certain duties under Chapter 4. The examination may include physical collection of Samples and/or any other test or procedure at the discretion of said veterinarian necessary to effectuate the purposes of Chapter 4. Said veterinarian may examine any or all Horses in a class or all classes in a competition or any Horses entered in any class, whether in competition or not, if on the competition grounds, or any Horse withdrawn by any exhibitor within 24 hours prior to a class for which it has been entered.
2. Whether a Horse is in competition or not, refusal to submit the Horse for examination or to cooperate with the Drug Testing Personnel constitutes a violation and subjects the responsible person to penalties under GR406.

3. Trainers who are not able to accompany Drug Testing Personnel and the Horse to the location where Sample collection is to take place, to act as witness to the collection and sealing of Samples, and to sign the drug collection documents in the appropriate places as witness, must appoint an agent to do so. The absence of such a witness shall constitute a waiver of any objection to the identification of the Horse tested and the manner of collection and sealing of the Samples.
4. Upon the collection of a sufficient number of tubes of blood from the Horse, the tubes shall be divided into two groups. One group shall be labeled and identified as Blood Sample A and the other as Blood Sample B, and they shall be sealed accordingly. Upon the collection of a sufficient volume of urine from the Horse, a portion of the Sample shall be poured into a second urine sample container. One container shall be labeled and identified as Urine Sample A and the other as Urine Sample B, and they shall be sealed accordingly. Upon collection of a sufficient amount of any other Sample from the Horse, a portion of the Sample shall be placed into a second sample container. One container shall be labeled and identified as Sample A and the other as Sample B, and they shall be sealed accordingly. NOTE: There is no Sample B for swabs. These procedures shall be performed whether or not the trainer or their appointed witness is present as provided for in Section 3 above.
5. In the event reasonable attempts at Sample collections from the Horse do not provide a sufficient quantity of Sample material to be divided, labeled, and identified as Samples A and B, as determined by Drug Testing Personnel, the Sample(s) obtained (if obtained) shall be labeled and identified as Sample(s) A only, and it shall be recorded in the records of the Equine Drugs and Medications Program that the corresponding Sample(s) B does (do) not exist, in which event the obtained Sample(s) shall be subject to testing.
6. A Sample may be retested under these Rules at any time exclusively at the direction of the Federation. The retesting of a Sample may lead to a violation only if the Sample was retested within three (3) years from the Sample collection date. In order to constitute a violation under these rules, the substance detected in the retested Sample must (i) have been prohibited at the time of Sample collection; and (ii) not a therapeutic substance, which for purposes of this rule includes only the Controlled Medications on the FEI Prohibited Substances List (available at http://www.fei.org/fei/cleansport) in effect on the Sample collection date.
7. In the event that the retested Sample proves positive, and the retest was conducted more than one (1) year since the date of collection, no prizes or awards will be required to be returned.

GR403 Cooperation

1. Cooperation with Drug Testing Personnel includes:
   a. Taking the Horse and Drug Testing Personnel immediately to the location selected by Drug Testing Personnel for testing the Horse and presenting it for testing.
   b. Assisting Drug Testing Personnel in procuring Samples promptly, including but not limited to removing equipment from the Horse, leaving it quietly in the stall and avoiding any distractions to it. Schooling, lengthy cooling out, bandaging and other delays of this type shall be construed as noncooperation.
   c. Polite attitude and actions toward Drug Testing Personnel.
2. It is a violation for any individual to attempt to intimidate or interfere with Drug Testing Personnel.

GR404 Accountability of Trainers and Other Persons Responsible

1. Trainers and other Persons Responsible, in the absence of substantial evidence to the contrary, are responsible and accountable under the penalty provisions of these rules. The trainer and other Persons Responsible are not relieved from such responsibility as a result of the lack or insufficiency of stable security.
2. The Persons Responsible may include the individual who rides, vaults, or drives the horse and/or pony during a competition; the Owner; and/or Support Personnel.
3. Support Personnel is defined to include but is not limited to grooms, handlers, longeurs, and veterinarians may be regarded as additional Persons Responsible if they are present at the competition or have made a relevant decision about the horse and/or pony.
4. A trainer is defined as any adult or adults who has or shares the responsibility for the care, training, custody, condition, or performance of a horse and/or pony. Said person must sign the entry blank of any Licensed Competition whether said person be a trainer, owner, rider, agent and/or coach. Where a minor exhibitor has no trainer, then a parent, guardian or agent or representative thereof must sign the entry blank and assume responsibility as trainer. The name of the trainer must be designated as such on the entry blank. It is the

responsibility of trainers as well as competition management to see that entry blanks contain all of the required information. The responsibilities of a trainer include, but are not limited to the following:

a. for the condition of a horse or pony at a Licensed Competition (whether or not they have signed an entry blank),
b. to guard each horse and/or pony at, and sufficiently prior to, a Licensed Competition such as to prevent the administration by anyone of, or its exposure to, any prohibited substance, and
c. to know all of the provisions of this Chapter 4 (including any advisories or interpretations published in equestrian) and all other rules and regulations of the Federation and the penalty provisions of said rules. For purposes of this rule, substantial evidence means affirmative evidence of such a clear and definite nature as to establish that said trainer, or any employee or agent of the trainer, was, in fact, not responsible or accountable for the condition of the horse and/or pony. If any trainer is prevented from performing their duties, including responsibility for the condition of the horses and/or ponies in their care, by illness or other cause, or is absent from any Licensed Competition where horses and/or ponies under their care are entered and stabled, the trainer must immediately notify the competition secretary and, at the same time, a substitute must be appointed by the trainer and such substitute must place their name on the entry blank forthwith. Such substitution does not relieve the regular trainer of their responsibility and accountability under this rule; however, the substitute trainer is equally responsible and accountable for the condition of such horses and/or ponies.

5. The trainer and owner acknowledge that the trainer represents the owner regarding horses and/or ponies being trained or managed, entries, scratches for any reason and any act performed on any horse and/or pony under the care and custody of the trainer.
6. In the case of a horse and/or pony competing under the Therapeutic Substance Provisions, any trainer and/or Persons Responsible subject to these rules who actually administers, attempts to administer, instructs, aids, conspires with another to administer or employs anyone who administers or attempts to administer a prohibited substance to a horse and/or pony which might affect the performance of said horse and/or pony at a competition licensed by the Federation without complying with GR411, is subject to the penalties provided in GR406.
7. Any trainer and/or Persons Responsible subject to these rules who administers, attempts to administer, instructs, aids, conspires with another to administer or employs anyone who administers or attempts to administer any substance to a horse and/or pony by injection or by any other route of administration, whether the substance is prohibited or permitted, in the competition ring of a competition licensed by the Federation during a scheduled class, is subject to the penalties provided in GR406.

GR405 Equine Drugs and Medications Testing in Connection with an Appeal Measurement

1. Each animal submitted for an appeal measurement is subject to the Drugs and Medications Chapter at the time of said measurement and/or concurrent examinations, and said animal must be in compliance therewith.
2. Each animal submitted for an appeal measurement must have Samples collected at the time of said measurement and/or concurrent examinations. No Sample is a Sample as required under Chapter 4 unless it is collected by and/or under the direct supervision of Drug Testing Personnel, who must be appointed by the Federation to collect Samples from the animal in question in connection with said measurement.
3. Each animal submitted for an appeal measurement must have Samples collected at the time of said measurement and/or concurrent examinations. All Samples must be of sufficient volume and amount for drug testing purposes, as determined by the Federation. Said Sample collections shall be conducted in accordance with procedures which are the sole prerogative of the Drug Testing Personnel. As deemed necessary by the Federation testing veterinarian, the animal shall be administered furosemide to cause it to produce a Urine Sample in a timely manner.
4. Every Sample collected in connection with an appeal measurement and all portions thereof are the sole property of the Federation. Said Samples and all portions thereof must remain in the sole custody of Drug Testing Personnel at all times during said measurement and/or concurrent examinations, and subsequently they must be submitted to the Federation's designated laboratory for testing in accordance with the instructions of the Federation.
5. The entire cost of Sample collections and testing conducted in connection with an appeal measurement, including the fees and expenses of Drug Testing Personnel, shipping costs for equipment and samples,

laboratory charges, etc., as determined by the Federation, must be paid in full by the appellant within 30 days of the submission of an invoice, regardless of the outcome of said measurement, and regardless of the laboratory results. A deposit in cash or certified check equal to the costs of sampling and testing, as estimated by the Federation, may be required prior to the measurement.

6. No appeal measurement is valid absent written affirmation of the CEO or their designee confirming the receipt of negative drug testing results from the Federation's designated laboratory, indicating that all Samples collected from the animal in question in connection with said measurement and/or concurrent examinations were found to contain no prohibited substance, said results having been issued to the Federation. Any instance involving a finding of prohibited substance shall additionally result in a violation of Chapter 4 for adjudication by the Hearing Committee in accordance with the Federation Bylaws.

GR406 Results, Confirmatory Analysis, and Retest

1. Samples labeled and identified as Samples A shall be subjected to chemical analysis by the Federation's designated laboratory. Samples labeled and identified as Samples B shall be stored securely, unopened, at the Federation's designated laboratory, to be used in the event of a confirmatory analysis, or in the event of a future analysis. Samples collected by the Federation are the property of the Federation, and the Federation is entitled to determine all matters regarding access to and the analysis and disposal of such Samples.
2. In the event the chemical analysis of Sample A is negative, i.e., no prohibited substance or any metabolite or analogue thereof is found to be present in the Sample, the corresponding Sample B may be frozen or stored, as appropriate, and maintained, at the Federation's designated laboratory, for possible future chemical analysis.
3. In the event the chemical analysis of Sample A is positive, i.e., a prohibited substance or any metabolite or analogue thereof is found to be present in the Sample, this shall be prima facie evidence that the prohibited substance was administered in some manner to said Horse, whether intentionally or unintentionally, or otherwise was caused to be present in the tissues, body fluids or excreta of the Horse at the competition, whether intentionally or unintentionally, such that the trainer(s) deemed responsible and accountable for its condition is (are) liable under the provisions of GR404.
4. In the event the chemical analysis of Sample A is positive, the Federation shall notify the Trainer, Persons Responsible (if applicable), and the Owner of the Horse of their right to promptly request the analysis of the B Sample. They may waive analysis of the B Sample in which case they shall be deemed to accept the A Sample analytical results. If waived, the Federation may nonetheless elect to proceed with the B Sample analysis at its own expense. The Trainer, Persons Responsible (if applicable), and the Owner of the Horse are deemed to have waived their right to a B Sample analysis if the Confirmatory Analysis Request Form is not received by the Federation within 10 calendar days from notification of the right to request such analysis. Upon receipt of the duly executed Confirmatory Analysis Request Form, the Federation shall make arrangements for analysis of the B Sample without undue delay. The party requesting the B Sample analysis must pay the costs associated therewith in advance, but if the B Sample analysis does not substantially confirm the A Sample analysis, such costs will be reimbursed by the Federation. If such costs required to be paid in advance are not paid to the Federation within five business days following the issuance of the invoice, the right to have the B Sample analysis performed will be deemed waived.
5. The party requesting the confirmatory analysis may elect to have the B Sample analyzed at a different laboratory than the one which performed the A Sample analysis. If such election is made, the Federation will select the B Sample laboratory. The choice of laboratory used for the confirmatory analysis of the corresponding Sample B will be determined exclusively by the Federation from the Federation Equestre Internationale list of approved laboratories or a laboratory recognized by the agency appointed by the Horseracing Integrity and Safety Authority as meeting their laboratory standards. The Federation will inform the requesting party which laboratory it selected to analyze the corresponding B Sample.
6. The party requesting the analysis of the B Sample may send a representative (witness) to be present for the opening and identification of the B Sample, if possible, unless the Federation determines that allowing such representative (witness) may present a threat to the integrity of the analysis process. Such person does not have any right to witness the analysis of the B Sample. If the appointed representative (witness) claims that they are not available on the scheduled date indicated by the Federation, the Federation will liaise with the testing laboratory and propose two alternative dates. If the appointed representative (witness) claims not to be available on the alternative dates proposed, the Federation will instruct the testing laboratory to proceed without the representative (witness) present.

© USEF 2026

7. In the event that the Federation's designated laboratory conducts both the analysis of the Sample A and the confirmatory analysis of the Sample B, both the results of the analysis of Sample A (and supporting data) and the results of the confirmatory analysis of the corresponding Sample B, if any (and supporting data, if any), shall be admissible as evidence in any hearing or proceeding pertaining to this matter.
8. In the event the corresponding Sample B does not exist, or is of insufficient volume to permit a confirmatory analysis, and there exists a remaining aliquot of Sample A which is of sufficient volume to permit a retest, as determined by the Federation, the party who requests the retest of Sample A must make the request in writing to the Federation and it must be received within 7 days of the determination that the corresponding Sample B does not exist or is of insufficient volume to permit a confirmatory analysis. The party requesting the re-test must pay the costs associated therewith in advance, but if the re-test does not substantially confirm the A Sample analysis, such costs will be reimbursed by the Federation. If such costs required to be paid in advance are not paid to the Federation within five business days following the issuance of the invoice, the right to have the re-test performed will be deemed waived.
9. Any requested re-test of the remaining aliquot of Sample A, provided it is of sufficient volume to permit a retest, shall be performed by the Federation's designated laboratory.
10. After chemical analysis of the B Sample, or in the absence of the B Sample the re-test of the A Sample, if the laboratory's confirmatory analysis:
    a. Does not substantially confirm the Federation's designated laboratory's findings, then any allegations that the substance in question was present at the time that the Samples were collected shall be dismissed; or
    b. Substantially confirms the Federation's designated laboratory's findings, the finding shall be considered conclusive.
11. In the case of a Horse competing under the Therapeutic Substance Provisions, if the chemical analysis of the Sample taken from such Horse indicates the presence of a prohibited substance or any metabolite or analogue thereof and all the requirements of GR411 have been fully complied with, the information contained in said Equine Drugs and Medications Report Form and any other relevant evidence will be considered by the Federation in determining whether a rule violation was committed by any person(s) responsible or accountable for the condition of the Horse under the provisions of this rule.
12. No trainer, responsible or accountable for the condition of said Horse, will be suspended, or a Horse barred from competition, until after an administrative penalty has been assessed or after the conclusion of a hearing and a written ruling thereon has been made.
13. The owner or owners of a Horse found to contain a prohibited substance or any metabolite or analogue thereof may be required to forfeit all prize money, sweepstakes, added money and any trophies, ribbons and "points" won at said competition by said Horse and the same will be redistributed accordingly. The owner must pay a fee to said competition. Points accumulated toward Horse of the Year Awards prior to said competition may be nullified and redistributed at the discretion of the Hearing Committee. If, prior to or at a hearing, the Federation as the charging party, determines that one or more persons, not previously charged as a trainer should also be charged as a trainer, then, upon application by the Federation, the Hearing Committee may, in its discretion, continue or adjourn the hearing, in whole or in part, to permit a new or amended Disciplinary Action Complaint to be issued (unless the person(s) to be charged waive notice).
14. A trainer of a Horse found to contain such prohibited substance or any metabolite or analogue thereof is subject to whatever penalty is assessed in accordance with the Federation Bylaws, rules, and published penalty guidelines.
15. If the Hearing Committee determines that any violation or attempted violation of this Rule was willful and/or intentional, there shall not be any limit to the period of a suspension, and the Hearing Committee may impose other and significantly greater penalties than it would have in the absence of such a determination.
16. A Sample may be retested under these Rules at any time exclusively at the direction of the Federation. The retesting of a Sample may lead to a violation only if the Sample was retested within three (3) years from the Sample collection date. In order to constitute a violation under these rules, the substance detected in the retested Sample must (i) have been prohibited at the time of Sample collection; and (ii) not a therapeutic substance, which for purposes of this rule includes only the Controlled Medications on the FEI Prohibited Substances List (available at http://www.fei.org/fei/cleansport) in effect on the Sample collection date.
17. In the event that the retested Sample proves positive, and the retest was conducted more than one (1) year since the date of collection, no prizes or awards will be required to be returned.

GR407 Management Procedures

1. To provide funds for research, inspection and enforcement of rules regarding use of medications and drugs, each Licensed Competition, except where prohibited by law, must assess the exhibitors a fee for each Horse entered in the competition. Participants in the following classes or competitions are exempted from payment:
   a. leadline
   b. exhibitions
   c. games and races,
   d. classes for 4-H members,
   e. Recognized Academy classes at Dressage competitions.
   f. Opportunity classes
   g. Classes at Regular or Local Competitions restricted to breeds or disciplines whose rules are not included in the USEF rulebook.
   h. Lite Competitions
   i. However, these classes or competitions are not exempt from the Drugs and Medications Chapter itself. Within 10 days after a competition, competition management must forward to the Federation a sum representing the above fee times the number of Horses entered in the nonexempt classes of the competition plus the number of Horses scratched where the fee is not refunded, such sum to be held by the Federation in a separate fund for use to accomplish the purpose set forth above.
2. It is a violation for a Licensee to assess and/or collect a drug enforcement fee in excess of or in addition to that specified and required by GR407.1 of these rules, unless said assessment is approved in writing by the Federation in advance, and then only under the terms and conditions set forth.
3. It is a violation for a Licensee to withhold from the Federation any or all of the drug fees collected in accordance with GR407.1, for any purpose, including to defray the expenses incurred providing stalls, passes, and other items to Drug Testing Personnel, as required by GR407.4 and .5.
4. Each Licensed Competition shall, at its own cost and expense, set aside and make available to Drug Testing Personnel upon request suitable facilities conveniently located for the veterinarian appointed by Drug Testing Personnel to collect Samples. Suitable facilities means one or more stalls if available, as requested, that are well lit, clean, dry, freshly bedded, and having a door or gate that can be secured.
5. Each Licensed Competition, upon request, must furnish the veterinarian appointed by the Federation by mail forthwith, with the requested number of official passes and parking passes for Drug Testing Personnel to have immediate and free access to all areas at said Licensed Competition.
6. Competition management must cooperate with and exhibit polite attitude and actions toward Drug Testing Personnel.

GR408 Interpretations of the Federation Equine Drugs and Medications Chapter and its Application to Particular Substances

Any questions regarding the interpretation of this Chapter, including the application of this Chapter to particular substances, should be directed to the office of the Federation Equine Drugs and Medications Program, 956 King Avenue, Columbus, Ohio 43212-2655. (800) 633-2472, (614) 299-7707, FAX (614) 299-7706. Trainers and/or owners who seek advice concerning the interpretation and application of this rule should not rely solely upon interpretations or advice by private or competition veterinarians, competition officials, competition personnel, or other persons, but should also obtain verification of any such interpretations or advice from the Federation Equine Drugs and Medications Program office. Any trainer or owner who is uncertain about whether this rule applies in any given situation would be well advised to withdraw the affected horse and/or pony from competition until such time as the Federation Equine Drugs and Medications Program office has been consulted.

GR409 Equine Drugs and Medications, Prohibited Substance Provisions

1. This paragraph applies only to FEI Banned Substances and Methods.
   For all Federation Equestre Internationale (FEI) recognized disciplines, Articles 2 (what constitutes a violation), 3 [proof of violations (except 3.1 and 3.2.3)], 4 (banned substances and methods), and 8.2 (principles of fair hearing) of the FEI Equine Anti-Doping rules govern. Those Articles are incorporated by reference as if fully set out herein and can be found at www.fei.org or the Drugs & Medications tab at

www.usef.org. For purposes of this rule, the designation of “Person Responsible” in the incorporated provisions of the FEI Equine Anti-Doping rules shall refer to the individual(s) found to be the trainer of the horse as defined by GR404.

2. No horse and/or pony competing in a Breed or Discipline designated as (or part of) a No Prohibited Substance Group is to be shown in any class at a competition licensed by the Federation if it has been administered in any manner or otherwise contained in its tissues, body fluids or excreta a prohibited substance as defined in the FEI Equine Anti-Doping and Controlled Medication Regulations, which can be found at www.fei.org.
3. EXHIBITORS, OWNERS, TRAINERS, AND VETERINARIANS ARE CAUTIONED AGAINST THE USE OF MEDICINAL PREPARATIONS, TONICS, PASTES, AND PRODUCTS OF ANY KIND, THE INGREDIENTS AND QUANTITATIVE ANALYSIS OF WHICH ARE NOT SPECIFICALLY KNOWN, AS MANY OF THEM NO DOUBT CONTAIN ONE OR MORE PROHIBITED SUBSTANCES.

GR410 Equine Drugs and Medications, The Therapeutic Substance Provisions

1. No horse and/or pony competing in a Breed or Discipline designated as (or part of) a Therapeutic Substance Group is to be shown in any class at a competition licensed by the Federation (see also GR402.1, last sentence) if it has been administered in any manner or otherwise contains in its tissues, body fluids or excreta a prohibited substance except as provided in GR411. Any horse and/or pony that competes in more than one Breed, Discipline, and/or Group at a competition, one of which is a Prohibited Substance Group, shall be required to be in compliance with the Prohibited Substance Provisions at all times while competing in any and/or all classes and/or divisions at that competition. For purposes of this rule, a prohibited substance is:
   a. Any stimulant, depressant, tranquilizer, local anesthetic, psychotropic (mood and/or behavior altering) substance, or drug which might affect the performance of a horse and/or pony (stimulants and/or depressants are defined as substances which stimulate or depress the cardiovascular, respiratory or central nervous systems), or any metabolite and/or analogue of any such substance or drug, except as expressly permitted by this rule.
   b. Any corticosteroid present in the plasma of the horse/pony other than dexamethasone (see GR410.5b).
   c. Any nonsteroidal anti-inflammatory drug in excess of one present in the plasma or urine of the horse/pony (GR411 does not apply); exception: salicylic acid.
   d. Any substance (or metabolite and/or analogue thereof) permitted by this rule in excess of the maximum limit or other restrictions prescribed herein.
   e. Any substance (or metabolite and/or analogue thereof), regardless of how harmless or innocuous it might be, which might interfere with the detection of any of the substances defined in (a), (b), (c) or (e) or quantification of substances permitted by this rule.
   f. Any anabolic steroid (GR411 below does not apply).
2. EXHIBITORS, OWNERS, TRAINERS, AND VETERINARIANS ARE CAUTIONED AGAINST THE USE OF MEDICINAL PREPARATIONS, TONICS, PASTES, AND PRODUCTS OF ANY KIND, THE INGREDIENTS AND QUANTITATIVE ANALYSIS OF WHICH ARE NOT SPECIFICALLY KNOWN, AS MANY OF THEM MAY CONTAIN A PROHIBITED SUBSTANCE.
3. The full use of modern therapeutic measures for the improvement and protection of the health of the horse and/or pony is permitted unless:
   a. The substance administered is a stimulant, depressant, tranquilizer, local anesthetic, drug or drug metabolite which might affect the performance of a horse and/or pony or might interfere with the detection of prohibited substances or quantification of permitted substances; or
   b. More than one nonsteroidal anti-inflammatory drugs are present in the plasma or urine of the horse/pony (GR411 does not apply); exception: salicylic acid; or
   c. The presence of such substance in the blood or urine sample exceeds the maximum limit or other restrictions prescribed herein below.
4. Restrictions concerning the nonsteroidal anti-inflammatory drugs are as follows:
   a. The maximum permitted plasma concentration of diclofenac is 0.005 micrograms per milliliter.
   b. The maximum permitted plasma concentration of phenylbutazone is 15.0 micrograms per milliliter.
   c. The maximum permitted plasma concentration of flunixin is 1.0 micrograms per milliliter.
   d. The maximum permitted plasma concentration of ketoprofen is 40.0 nanograms per milliliter.
   e. The maximum permitted plasma concentration of meclofenamic acid is 2.5 micrograms per milliliter.
   f. The maximum permitted plasma concentration of naproxen is 40.0 micrograms per milliliter.

g. The maximum permitted plasma concentration of firocoxib is 0.240 micrograms per milliliter.
h. Not more than one of the substances listed in (a) through (g) are permitted to be present in the same plasma or urine sample (GR411 does not apply).
i. Any nonsteroidal anti-inflammatory drug not listed in (a) through (g) above is prohibited from being present in the plasma or urine sample (GR411 does not apply); exception: salicylic acid.
j. Any nonsteroidal anti-inflammatory drug that becomes approved for use in horses can be added to the list of those permitted, after the completion, review and approval of the needed research.

5. Restrictions concerning other therapeutic substances are as follows:
   a. The maximum permissible plasma concentration of methocarbamol is 0.5 micrograms per milliliter.
   b. The maximum permitted plasma concentration of dexamethasone is 0.5 nanograms per milliliter.
6. Thresholds for substances of possible dietary origin are as follows:
   a. The maximum permissible urine concentration of theobromine is 2.0 micrograms per milliliter.
7. Additional restrictions concerning particular classes and/or divisions (GR411 does not apply):
   a. In the breeding/in-hand classes for three-year-olds and under in the Arabian, Half Arabian, and Anglo Arabian Division, any anabolic steroid is prohibited. (See HOW LONG DRUGS REMAIN DETECTABLE in the current Drugs and Medications Rules Pamphlet for guidelines).

GR411 Conditions For Therapeutic Administrations of Prohibited Substances

1. A horse and/or pony exhibiting at a Licensed Competition pursuant to the Therapeutic Substance Provisions that receives any medication which contains a prohibited substance is not eligible for competition unless all of the following requirements have been met and the facts are furnished in writing on a timely-submitted official Equine Drugs and Medications Report Form online. A form is timely-submitted when the electronic form is submitted following administration and before the horse competes (See (i) for paper forms):
   a. The medication must be therapeutic and necessary for the diagnosis or treatment of an existing illness or injury. Administration of a prohibited substance for non-therapeutic or optional purposes (such as, by way of example only, shipping, clipping, training, turning out, routine floating or cleaning of teeth, non-diagnostic nerve blocking, uncasting, mane pulling or non-emergency shoeing) is not considered to be therapeutic. Any trainer who is uncertain about whether a particular purpose is considered to be therapeutic would be well advised to consult the Federation Equine Drugs and Medications Program office.
   b. The horse and/or pony must be withdrawn from competition for a period of not less than 24 hours after the medication is administered.
   c. The medication must be administered by a licensed veterinarian, or, if a veterinarian is unavailable, only by the trainer pursuant to the advice and direction of a veterinarian.
   d. Identification of medication—the amount, strength and mode of administration.
   e. Date and time of administration.
   f. Identification of horse and/or pony, its name, age, sex, color and entry number.
   g. Diagnosis and reason for administration.
   h. Statement signed by person administering medication.
   i. Equine Drugs and Medications Report Form filed following administration and prior to the horse competing. If an online form cannot be submitted due to lack of internet or phone service, a paper form may be submitted. This option may only be used when submitting the online form is impossible.
   j. The Steward, Technical Delegate, or Designated Competition Office Representative must sign and record the time of receipt on the paper Equine Drugs and Medications Report Forms. The form must be filed with the Steward/Technical Delegate or Designated Competition Office Representative within one hour after administration. If administration occurred outside of competition hours, the form must be filed within one hour after the Steward/Technical Delegate or Designated Competition Office Representative returns to duty if administration took place at a time other than during competition hours.
   k. At selection trials for World Championships, and/or Olympic and/or Pan American Games, the requirement of subsection (b) above, that the horse or pony must be withdrawn from competition for a period of not less than 24 hours after the medication is administered will not apply, provided that:
      1. the competition is conducted pursuant to the written selection procedures as approved by the Federation Board of Directors;
      2. the written selection procedures specifically allow for therapeutic administrations of medications by a USEF-appointed veterinary panel within 24 hours preceding competition, and the written selection

procedures are in no case less stringent in this regard than the FEI Veterinary Regulations (Articles 1006.7 and 1006.8) and guidelines pursuant thereto;
   3. all requirements of the written selection procedures regarding therapeutic administrations of medications have been met;
   4. all requirements of this Rule have been met except subsection GR411.1(b); and all persons competing in the competition are eligible and competing for selection.
2. Where all the requirements of GR411 have been fully complied with, the information contained in said Equine Drugs and Medications Report Form and any other relevant evidence will be considered by the Federation in determining whether a rule violation was committed by any person(s) responsible or accountable for the condition of the horse and/or pony under the provisions of this rule.
   NOTE: The official Equine Drugs and Medications Report Form is available on the Federation website and from the officiating Steward/Technical Delegate and/or Competition Secretary. Paper Medication Report Forms may only be used when it is impossible to submit an online form. All required information must be included when filing a report. Failure to satisfy and follow all the requirements of this Rule and to supply all of the information required by such Equine Drugs and Medications Report Form is a violation of the rules. The Steward/Technical Delegate must report any known violations of this Rule to the Federation for such further action as may be deemed appropriate.
3. Flunixin, in addition to one other substance listed in GR410 (a) through (g), may be found in the same plasma and/or urine sample of a horse under the following conditions and for the treatment of colic or an ophthalmic emergency only: (i) must comply with GR411.1; (ii) the flunixin must have been administered by a veterinarian; (iii) the required medication report form must be signed by the administering veterinarian, submitted appropriately, and in accordance with GR411; and (iv) the horse must be withdrawn from competition for 24 hours following the administration.

GR412 Administrative Penalties

Repealed

GR413 Human Drug Testing

1. In accordance with the rules of the FEI and of the World Anti-Doping Agency (WADA), any Federation member shall comply with in-competition, no advance notice (NAN), and other out-of-competition drug testing conducted by the FEI, WADA, US Anti-Doping Agency (USADA) or by a WADA-authorized organization or USADA-authorized organization at any time without advanced notice. Failure to cooperate with such in-competition, NAN or other out-of-competition drug testing shall be a violation of Federation rules.
2. In conjunction with the above-described NAN or other out-of-competition drug testing, the Federation is required to submit the names, current addresses, telephone numbers, training times and training and competition locations for individuals and teams as requested by the FEI, WADA, or USADA to enable FEI, WADA, or USADA to conduct NAN or other out-of-competition drug testing. Notwithstanding the foregoing, compliance with anti-doping regulations rests with the individual subject to testing.
3. A finding of violation of human drug rules by USADA or WADA shall be deemed a violation of Federation rules, and the reciprocity provisions of the Federation's Bylaws shall be applied.

GR 414 Prohibited Practices

1. No injectable substances may be administered to any horse or pony within 12 hours prior to competing, with the following three exceptions subject to paragraph 2 below:
   a. Therapeutic fluids, which amount must consist of a minimum of 1L of polyionic fluids per 100lb of body weight; and which must be used in accordance with the manufacturer's recommendations and guidelines. The fluids must not be supplemented with concentrated electrolytes, such as magnesium.
   b. Antibiotics. Procaine penicillin G is prohibited under this exception.
   c. Dexamethasone. This is permitted only for the treatment of acute urticaria – (hives). The dose must not exceed 0.5 mg per 100 lb (5.0 mg for 1000 lb horse) if administered more than 6 hours and less than 12

hours prior to entering the competition ring, and must not exceed 1.0 mg per 100 lb (10.0 mg for 1000lb horse) within any 24 hour period.

2. The above exceptions are permitted only when (i) the substance is administered by a licensed veterinarian and no less than 6 hours prior to competing; and (ii) the "Trainer" as defined under General Rule 404 properly files, or causes to be properly filed, an Equine Drugs and Medications Report Form following administration and prior to the horse competing.
3. No horse may be injected with any substance, prohibited or permitted, into an intra-synovial space (joint, tendon sheath, or bursa) within the 4 days preceding competition. No horse less than two years of age may be treated with intrasynovial injections within the 30 days preceding competition.
4. Only a licensed veterinarian may administer Shockwave Therapy on competition grounds. No Shockwave Therapy is permitted within the 12 hours prior to competing.
   a. If sedation is required for Shockwave Therapy, only sedation performed by a licensed veterinarian and administered at the same time as the Shockwave Therapy will be considered therapeutic and GR411 will apply. No sedation associated with Shockwave Therapy will be considered therapeutic if administered within 24 hours prior to competition.
   b. Shockwave Therapy administered within the three days preceding competition must be limited to application to the back, neck, and dorsal pelvis areas. This exception is permitted only when the "Trainer" as defined under GR404 properly files, or causes to be properly filed, an Equine Drugs and Medications Report Form after administration and prior to the horse competing. If an online form cannot be submitted due to lack of internet or phone service, a paper form may be submitted. The form must be filed with the Steward/Technical Delegate or competition office representative within one hour after the administration of Shockwave Therapy. If administration occurred outside of competition hours, the form must be filed within ~~or~~ one hour after the Steward/Technical Delegate or competition office representative returns to duty if the administration occurs at a time outside competition hours. The Steward/Technical Delegate or competition office representative shall sign and record the time of receipt on the Equine Drugs and Medications Report Form.
5. No kinesiotape or self-adhesive patches may be used on any horse while mounted at any time during competition. Kinesiotape and self-adhesive patches are permitted exclusively while the horse is unmounted in the stabling area. Nasal strips are permitted unless prohibited by specific division rules.
6. It is a prohibited practice to administer bisphosphonates, except in horses four years of age or older and when using bisphosphonates that are FDA approved for use in horses. GR411 must be followed.
7. It is a prohibited practice to compete in Federation competitions with a tracheotomy/tracheostomy (i.e. surgical opening through the skin into the trachea).
8. It is a prohibited practice to use and/or possess any of the following substances on competition grounds:
   a. Injectable ACTH
   b. Injectable Adenosine
   c. Injectable Formaldehyde
   d. Injectable Magnesium Sulfate
   e. Injectable Melatonin
   f. Injectable Oxytocin
   g. Injectable Pentobarbital, except by a veterinarian for the purpose of euthanasia
   h. Injectable Thiamine
   i. Injectable Tryptophan
   j. Liquid Nitrogen
   k. Any injectable prescription medication in any formulation without a manufacturer or compound pharmacy label that identifies all ingredients.
9. It is a prohibited practice to rectally administer any substance on the grounds of a Federation competition.

CHAPTER 5 MEASUREMENT OF ENTRIES

SubChapter 5-A CONDITIONS

GR501 Other Measurement Rules

GR502 General

GR503 Required Measurements and Re-measurements

Subchapter 5-B PROCEDURES

GR504 Membership Requirements

GR505 Completing the Measurement Form

Subchapter 5-C MEASURING

GR506 Measurement Devices

GR507 Measurement Surface

GR508 Position of Animal

GR509 Method of Measurement

GR510 Method of Measuring Toe and Heel

GR511 Exceptions for Breed Measurements

Subchapter 5-D QUESTIONING AND PROTESTING

GR512 Height

GR513 Toe Length

GR514 Results of Questioning or Protesting

Subchapter 5-E MEASUREMENT APPEAL

GR515 Conditions

GR516 Procedures

Subchapter 5-F OFFICIAL MEASUREMENT

GR517 Conditions

GR518 Procedures

© USEF 2026

CHAPTER 5 MEASUREMENT OF ENTRIES

SUBCHAPTER 5-A CONDITIONS

GR501 Other Measurement Rules

For all measurements, references to the measurement form implies electronic version of the form. The rules in Chapter 5 do not apply to measurement of entries in Hunter, Jumper, and Welsh Pony Divisions: refer to rules HJ126-138. For Combined Driving, see Appendix DC-A Measurement of Combined Driving Ponies. For Dressage, see DR135. For all other measurements, see GR502-518.

GR502 General

1. Measurements must be completed by a Federation licensed official that is certified to measure.
2. Competition Management shall not permit a pony to be shown in a performance class at a Federation Licensed Competition in any division or section that requires a measurement card unless: a) the owner or trainer is in possession of a measurement card issued by the Federation; b) the owner or trainer possesses a copy of a valid measurement form; or c) Competition Management confirms measurement electronically with the Federation Office; or d) For Shetlands the owner or trainer is in possession of a measurement card issued by ASPC. At Regular Competitions, Competition Management shall not give out an exhibitor's number for a pony showing in a division or section that requires a measurement card before the above requirements have been complied with. (See GR1302.2b)
3. Competition Management, the Federation CEO, or their designee may require the measurement of all ponies in any division in which height is a qualifying factor.
4. Ponies competing in any division or section that requires a measurement card are subject to measurement by a licensed veterinarian, steward who is certified to measure, or technical delegate who is certified to measure, and who is appointed by the Federation.
5. Measurements must take place at a Federation Licensed Competition in which the pony is entered to compete. The pony must be measured (height) by an officiating steward or technical delegate certified to measure and any one of the following competition officials: a veterinarian, a judge, another steward or technical delegate. Heel and toe measurements, where applicable, must be done by an officiating steward.
6. The officials appointed to measure ponies at a Federation Licensed Competition are responsible for their true measurement and must check the measurement devices for accuracy. The names of the measuring officials will be printed on the measurement card. All measuring officials may be subject to penalty under the provisions of the Federation Bylaws and Chapter 7 if it is determined that a measurement is incorrect.
7. Measurements are solely for the internal use of the Federation, its Licensed Competitions and its licensed officials in connection with competing for prizes, and do not constitute any representation or warranty regarding measurement information; accordingly, the Federation, its Licensed Competitions and its licensed officials make no representation and shall have no liability whatsoever for measurement errors.
8. Once a foal year has been submitted to the Federation office, the original date cannot be changed without a copy of the pony's breed registration papers or a signed statement from a veterinarian certifying the pony's age.
9. Prior to presenting the pony for measurement it is the responsibility of the owner to ensure that the pony is handled properly, accustomed to the application of a measuring stick, and correctly prepared for measurement.

GR503 Required Measurements and Re-measurements

1. All ponies must be measured annually until six years of age. Until six years of age, ponies must be issued a card designating the year measured. Ponies six years of age and older must be issued a measurement card which does not have to be renewed. Those ponies measured (and for which a valid measurement form is received by the Federation) in December immediately preceding the calendar year in which they turn six years of age must be issued a measurement card that does not have to be renewed. Measurement cards for ponies six years of age and older must not be re-issued unless the measurement is questioned, protested, or an appeal is made and an official measurement is performed.

2. In the event a pony has been officially measured and the owner does not have the measurement card or valid measurement form in their immediate possession and the pony's height cannot be confirmed with the Federation electronically, the pony must be re-measured for the purposes of competing in that particular Federation Licensed Competition only. Measurement forms are sent to the Federation office, and shall not be given to the owner. If an owner fails to present a valid measurement card at a Federation Licensed Competition, the owner shall have the pony re-measured at the competition. If an owner fails to present measurement card at more than one (1) Federation Licensed Competition, the owner will be fined for each subsequent re-measurement necessary.
3. If the shoeing status of a pony changes from that which is indicated on its measurement card a new card reflecting the new shoeing status may be issued provided the pony is re-measured in accordance with GR509 and the original measurement card is surrendered to the Federation.
4. Exception: GR503 does not apply to the Dressage Division. For Dressage and Dressage Sport Horse Breeding, see DR135.

SUBCHAPTER 5-B PROCEDURES

GR504 Membership Requirements

All persons presenting a pony for measurement shall first provide the owner's membership number, a signed statement signifying that membership has been applied for.

GR505 Completing the Measurement Form

1. The measurement form must be filled out completely and the number of the Measurement Stick must be on the form. Measurement cards will not be issued if the form is not completely filled out and legible. Exhibitors shall ensure the form is accurate and complete.
2. The form must include:
   a. The name and date of the competition, the height of the pony, height of heel (except for Arabian, Dressage and Dressage Sport Horse Breeding), name, color and markings, sex, year foaled which must be verified at time of measurement and designate whether the pony is shod or unshod.
   b. The name, email address, and Federation membership number of the owner must be given; if the horse/pony is leased, the lessor is considered the owner for measurement purposes.
   c. Name of the person furnishing the above information immediately before the pony is measured. The person providing the information must be 18 years or older and is responsible for the accuracy of such information.
   d. Signature of the measuring official.
3. The owner shall receive a copy of the measurement form which, when properly signed by the measuring official, is valid for 45 days from the time the pony is measured. Exception: Hackney, Roadster, and American Saddlebred ponies: the copy which owners retain for the remainder of the current competition year.

SUBCHAPTER 5-C MEASURING

GR506 Measurement Devices

The Federation Approved Measuring Stick shall be used. See DR135 for specific requirements regarding Measurement Devices at Dressage Competitions.

GR507 Measurement Surface

1. The measurement surface must be level. No pony shall be measured on dirt or gravel. A concrete slab or other paved surface is most desirable but, when not available, a sheet of heavy plywood can be used. Exception: plywood may not be used for Dressage or Dressage Sport Horse Breeding measurements. (GR507 does not apply to Dressage pony measurements. See DR135.)

2. If a suitable surface is not available at a competition, a pony without a measurement card or a valid measurement form must be measured to compete in that Federation Licensed Competition, but no measurement form shall be given to the owner. See GR1210.2 and GR1210.3.

GR508 Position of Animal

1. The pony must stand squarely on all four feet in such a position that the front legs are vertical to the ground and the back of the hocks are in a vertical line with the point of the pony's quarters. The head must be held low enough to reveal the highest point of the withers and no lower. The pony must be free of all appliances. Handlers must not interfere with the pony in any way that will prevent it from standing in this position; blinkers may be allowed.
2. For the Hackney Division: The pony should be standing with its front legs perpendicular to the ground. The pony's head should be lower than its withers. This easily locates the highest part of the withers where the measurement should take place. Handlers must not interfere with the pony in any way that will prevent it from standing in the correct position; blinkers may be allowed.

GR509 Method of Measurement

The measurement shall be from the vertical distance from the highest point of the withers to the ground. The cross-piece, arm or bar of the measuring device shall be placed over the highest point of the withers.

GR510 Method of Measuring Toe and Heel

Using a six (6) inch metal ruler, the length of the toe shall be determined by measuring from the front of the hoof, in the center, from the skin line on the lower side of the coronary band to the ground. The skin line on the lower side of the coronary band shall be defined by palpation. The height of heel shall be determined by measuring from the skin line on the lower side of the coronary band to the ground, with the ruler perpendicular to the ground (See illustration).

METHOD OF MEASURING TOE AND HEEL

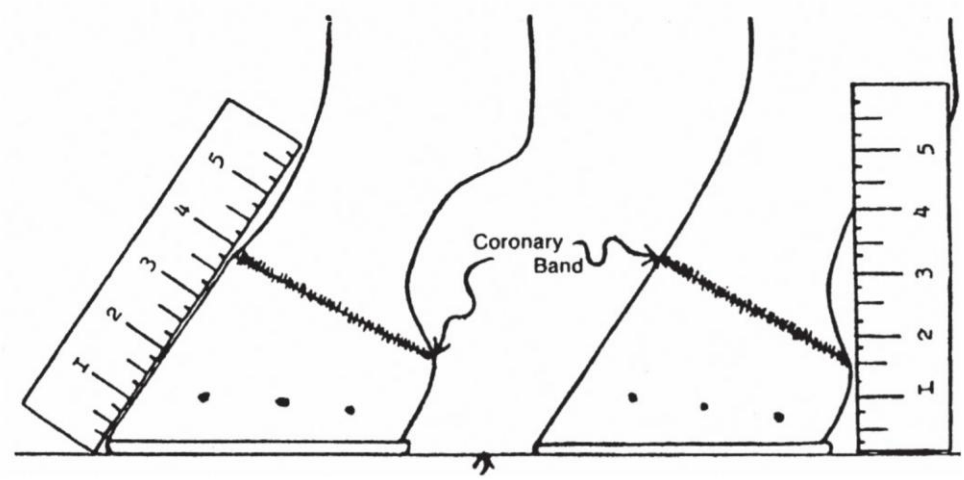

GR511 Exceptions for Breed Measurements

1. American Saddlebred-
   a. Ponies five years of age and under are eligible to compete in classes restricted to American Saddlebred-type ponies. Ponies must be presented annually for measurement unshod (note: for purposes of protection a 1/4" pad or plate may be nailed to the foot and then deducted from the official measurement).

b. In order to obtain a permanent Federation measurement card American Saddlebred-type ponies, six years of age and over must be presented for measurement unshod (note: for purposes of protection a 1/4" pad or plate may be nailed to the foot and then deducted from the official measurement).
c. If an American Saddlebred-type pony (regardless of age) measures up to 1 inch over 14.2 hands the pony will be issued a measurement card reflecting its height and permitted to compete in American Saddlebred-type pony classes restricted to ponies 14.2 hands and under.

2. Shetland- The pony may be presented with or without shoes regardless of how shown.
3. Arabian - heel measurements are not required.

SUBCHAPTER 5-D QUESTIONING AND PROTESTING

GR512 Height

1. An owner or trainer may protest the height of only one pony competing in a class in which the owner or trainer is also competing. For Dressage protests, see DR135.9. If a protest is filed the pony's heel must be measured by an officiating steward or technical delegate immediately upon exiting the arena so that no change can be made by re-shoeing or the pony must be accompanied by an official until the measurement procedure is completed. The heel measurement will be taken in accordance with GR510, recorded on the form and signed by the measuring official. The pony must be measured for height within one hour of the conclusion of the session and at an officially designated measurement location for that competition. If it is determined that the pony's shoeing has been changed between the time of the measurement of the heel and the official measurement of the pony, the protest will be upheld and the owner will forfeit entry fees and winnings for the entire competition and the pony is barred from competing for the balance of the competition year. All points accumulated for Horse of the Year Awards are nullified. (Exception: Heel measurements are not required for Arabians. The pony will be measured for height per Chapter 5, Subchapter 5-B and 5-C)
2. Ponies Five Years of Age or Under
   a. If it is determined that a pony five years of age or under is being shown with the same heel measurement as indicated on its measurement card or valid measurement form, or a lower heel measurement than as indicated on the measurement card or valid measurement form, said pony may continue to show at the height indicated and its height cannot be protested.
   b. If it is determined that the pony is being shown with a greater heel measurement than as indicated on its measurement card or valid measurement form, the pony must be measured in accordance with GR512.1
   c. (Exception: Heel measurements are not required for Arabians. The pony will be measured for height per Chapter 5, Subchapter 5-B and 5-C)

GR513 Toe Length

1. An owner or trainer may protest the length of toe of any pony competing in a class in which the owner or trainer is competing.
2. If the length of toe of any pony is protested, the Competition Management must have the official veterinarian and a judge or steward officiating in the competition measure the toe immediately so that no change can be made by reshoeing.
3. If the limit for length of toe is exceeded, the pony must be disqualified for the balance of the competition and the owner of the pony shall forfeit entry fees and winnings for the entire competition.

GR514 Results of Questioning or Protesting

1. The measurement card or valid measurement form of any pony that is required to transfer into another division or section must be surrendered to the competition steward or technical delegate who must forward it to the Federation with their report.
2. The name of any pony barred from showing due to its height exceeding the limit for the pony's section by more than one half inch (1/2") is listed in equestrian.
3. The decision of competition measuring(s) officials is final for the competition where the protesting occurred. An appeal may be filed with the Federation to cover future and prior competitions.

SUBCHAPTER 5-E MEASUREMENT APPEAL

GR515 Conditions

An owner or trainer of an pony declared ineligible for a division or section on account of height may appeal a measurement. The pony is barred from competing in the particular height division or section for which it was declared ineligible until the measurement is performed.

GR516 Procedures

1. The appeal must be made to the Federation office in writing within seven (7) days of the measurement and must be accompanied by the required deposit.
2. All expenses including veterinary fees must be paid by the appellant who must make a deposit with the Federation as an advance on anticipated costs prior to the measurement.
3. The Federation will select a location and time for the appeal measurement as convenient as possible. The owner or trainer must deliver the pony to the location at their own expense within 45 days of filing the appeal.
4. The measurement must be performed by at least two persons appointed by the Federation which shall include one veterinarian who is a member of the American Association of Equine Practitioners and one steward or Technical Delegate certified to measure, as permitted by division rules. The officials whose measurement is being appealed cannot be part of the team conducting the measurement appeal.
5. Any pony submitted for an appeal measurement must show no evidence of lameness. If found to be lame by the examining veterinarian, the pony cannot be measured or remeasured for thirty (30) days and the appellant forfeits their deposit and any veterinary expenses incurred. Each pony submitted for an appeal measurement must be tested for drugs and medications in accordance with General Rules, Chapter 4, GR405.
6. If the appeal is not upheld or the appellant fails to submit the pony within 45 days, the pony is barred from showing for the balance of the competition year. The deposit is forfeited and all points accumulated for Horse of the Year Awards are nullified.
7. The measurement made under the terms of an appeal is final.

SUBCHAPTER 5-F OFFICIAL MEASUREMENT

GR517 Conditions

An owner or trainer may request an official measurement for a pony six (6) years or over provided: a) the pony has never been shown in a Licensed Competition; b) has never been declared ineligible for a division on account of height; or c) has had a bona fide transfer of ownership.

GR518 Procedures

1. The request for an official measurement must be made to the Federation in writing and accompanied by a non-refundable deposit.
2. All expenses including veterinary fees must be paid by the person requesting the measurement who shall make a deposit with the Federation, as an advance on anticipated costs, prior to the measurement. Both the owner and trainer are required to sign a waiver and consent on a form prepared by and acceptable to the Federation agreeing to the arrangements for the official measurement, agreeing to the administration of Lasix to the pony to aid in the collection of a urine sample for laboratory tests for Federation forbidden substances. (Exception: Hackney, Roadster, and American Saddlebred.)
3. The Federation will select a location and time for the official measurement as convenient as possible. The owner or trainer must deliver the pony to the location at their own expense.
4. The measurement must be performed by at least two persons appointed by the Federation which shall include one veterinarian who is a member of the American Association of Equine Practitioners and one steward or technical delegate certified to measure. The officials whose measurement is being appealed cannot be part of the team conducting the measurement appeal.
5. Any pony submitted for an official measurement must show no evidence of lameness.
6. An official measurement is final.

© USEF 2026

CHAPTER 6 PROTESTS, CHARGES, ATHLETE GRIEVANCES, HEARINGS, ADMINISTRATIVE PENALTIES AND PLEA AGREEMENTS

Repealed. See Bylaws for complaint procedures.

CHAPTER 7 VIOLATIONS AND PENALTIES

Subchapter 7-A INDIVIDUALS

GR701 General

GR702 Violations

GR703 Penalties

GR704 Regulations as to Suspended Persons

Subchapter 7-B LICENSED Competitions

GR705 General

GR706 Violations

GR707 Penalties

CHAPTER 7 VIOLATIONS AND PENALTIES

SUBCHAPTER 7-A INDIVIDUALS

GR701 General

The provisions of this rule apply in connection with any Licensed Competition to the following persons: owner, exhibitor, agent, trainer, manager, rider, driver, handler, competition official, competition staff (see GR112 and GR113), a veterinarian who, while on the competition grounds, prescribes, dispenses, or administers a prohibited substance to a horse and member of the family of the above, a member of the Federation or any person who acts in a manner in violation of the rules of the Federation or deemed prejudicial to the best interests of the sport and the Federation. Any act in connection with a Licensed Competition in violation of the Rules by a member of the family of a person participating in the competition who is described in the previous sentence, may be deemed to have been committed by such person and subject them to penalties.

GR702 Violations

1. A violation is any act prejudicial to the best interests of the Federation, including but not limited to the following:
   a. Violation of the Code of Conduct or any rules of the Federation.
   b. Disqualification by a Licensed Competition.
   c. Determination that disciplinary action has been taken by an administrative agency, arbitration or other tribunal body, humane society, other National Governing Body, or a court of law.
   d. Acting or inciting or permitting any other to act in a manner contrary to the rules of the Federation, or in a manner deemed improper, unethical, dishonest, unsportsmanlike or intemperate, or prejudicial to the best interests of the sport and the Federation.
   e. Any act committed or remark made in connection with the competition considered offensive and/or made with the intent to influence or cast aspersions on the character or integrity of the licensed officials, approaching a judge before or after a decision without first obtaining permission from the show committee or steward/technical delegate, inspecting a judge's card without the judge's permission, or public verbal abuse of competition officials.
   f. Physical assault upon a person and/or unethical treatment to the horse as defined in GR838, cruelty, or abuse to the horse.
   g. Failure to obey any penalty imposed by the Federation.
   h. Exhibiting any horse while in the care, training or custody of a suspended trainer.
   i. Riding, exhibiting, coaching or training for the benefit, credit, reputation or satisfaction of a suspended person.
   j. Failure to pay indebtedness to the Federation or indebtedness for hearing transcripts or other hearing expenses arranged through the Federation.
   k. Participating in any manner at a licensed competition while not in good standing or competing horses not in good standing at a licensed competition. (See GR137)
   l. Prescribing, dispensing, or administering a drug by a veterinarian which results in a finding of a prohibited substance. In the event a positive report is received by the Federation for a horse or pony to which a prohibited substance has been administered in any manner and the veterinarian is identified in any manner as the source of said prohibited substance, said violation will be addressed pursuant to GR412.
   m. Any action which is subject to reciprocity by the Federation under the Federation Bylaws.
   n. Retaliation against a person for making an allegation of any rule violation, for supporting a reporting party or witness, or for providing information relevant to a potential violation. Retaliation may be considered any adverse action taken by an individual against a person participating in a USEF proceeding.
   o. Failure to cooperate with any investigation carried out by, or on behalf of, the Federation in relation to a possible violation of these rules, including, without limitation, failure to provide accurately, completely, or without undue delay any information and/or documentation and/or access or assistance requested by the Federation as part of such investigation.
   p. Obstruction or delay of any investigation that may be carried out by, or on behalf of, the Federation in relation to a possible violation of these rules, including without limitation concealing, tampering with, or

destroying any documentation or other information that may be relevant to the investigation, or precluding another person from participating in the process by written agreement.

GR703 Penalties

1. If found guilty, the accused will be subject to such penalty as the Hearing Committee, or other individuals with authority to assess penalties may determine, including but not limited to the following. The penalties set forth below will be published on the Federation's web site.
   a. CENSURE. A vote of Censure will be listed under the defendant's name in the Secretary's Record of Penalties. If found guilty of a further violation the defendant will be subject to a heavier penalty than for a first offense.
   b. SUSPENSION of such person for any period from showing or having others show, exhibit, or train for them.
      1. A suspended person is forbidden for the time specified in the decision from the privilege of taking any part whatsoever in any Competition licensed or endorsed by the Federation and is excluded from all competition grounds during Competitions licensed or endorsed by the Federation, as an exhibitor, participant or spectator.
      2. In addition, a suspended person is forbidden from participating in all Federation affairs and activities, to hold or exercise office in the Federation or in any Competition licensed or endorsed by the Federation, to attend, observe or participate in any event, forum, meeting, program, clinic, task force, or committee of the Federation, sponsored by or conducted by the Federation, or held in connection with the Federation and any of its activities.
         a. Not withstanding the above, a Director may be removed from the Board of Directors only in accordance with the applicable provisions of the Bylaws.
         b. If the Hearing Committee deems it appropriate, it may send its findings concerning a Director to the Board for its consideration.
      3. Where practical and appropriate in the opinion of the Hearing Committee, suspension may include the comparable dates during which the violation occurred.
   c. SUSPENSION for any period of the horse or horses, owned by them, or shown in any name or for their credit or reputation, whether such interest was held at the time of the alleged violation or acquired thereafter. The Board of Directors or the Hearing Committee may at a later date remove the suspension of said horse or horses if it is demonstrated to their satisfaction that a sale or transfer thereof was made by such person, partnership, or corporation in such as to be a bona fide transaction and not with the intention of relieving the suspended owner of penalty. See GR137.
   d. SUSPENSION for any period of any volunteer or any employed person who rides or exhibits for the benefit, credit, reputation, or satisfaction of another suspended person.
   e. EXPULSION from all Licensed Competitions.
   f. EXPULSION or SUSPENSION from membership in the Federation.
   g. PERMANENT INELIGIBILITY from Federation membership and all Federation related activities, including a prohibition from taking any part whatsoever in any Competition licensed or endorsed by the Federation and exclusion from all competition grounds during Competitions licensed or endorsed by the Federation in any capacity, including as an exhibitor, participant or spectator. Additionally, a permanently ineligible person is prohibited from attending, observing, or participating in any event, forum, meeting, program, clinic, task force, or committee of the Federation, sponsored by or conducted by the Federation, or held in connection with the Federation and any of its activities.
   h. FORFEITURE of trophies, ribbons, prize money, and/or sweepstakes won in connection with the offense committed, which will be redistributed accordingly and payment of a fee to the competition in question. Federation points may be nullified and redistributed at the discretion of the Hearing Committee.
   i. SUSPENSION from office as steward, technical delegate, judge, course designer or competition official.
   j. REVOCATION of judge's, steward's, technical delegate's or course designer's license.
   k. FINE.
2. Federation Affiliated Associations must honor all Federation penalties. See GR204.

GR704 Regulations as to Suspended Persons

This rule applies to all persons deemed ineligible to participate.

1. The purpose of this Rule shall be to prevent the avoidance by suspended exhibitors, trainers, coaches and other persons of the terms and conditions of their suspensions, or the penalties intended by the Hearing Committee as appurtenant to such suspensions. This Rule shall apply to the spouse of a suspended person as well as to any other persons or entities, including, without limitation, companions, family members, employers, employees, agents, partnerships, partners, corporations or other entities, whose relationship, whether financial or otherwise, with a suspended person would give the appearance that such other persons are riding, exhibiting, coaching or training for the benefit, credit, reputation or satisfaction of the suspended person.
2. No suspended person's spouse or companion shall assume any of the suspended person's responsibilities whatsoever at Federation competitions during the term of said suspension. Companion shall be defined as any person who co-habits with, or otherwise shares living accommodations with, a suspended person.
3. No suspended person's spouse or companion may fill out any entry blanks for any of the suspended person's customers for Federation competitions during the term of the suspended person's suspension, except when the suspended person's spouse or companion is the parent or legal guardian of a minor entered to compete at a Competition licensed or endorsed by the Federation, or pay or advance entry fees on behalf of customers for Federation competitions during said period.
4. Any person who assumes the responsibility for the care, custody or control of an unsuspended horse completely or in part owned, leased, trained by or coached by a suspended person, must not:
   a. Be paid a salary directly or indirectly by or on behalf of the suspended person; or
   b. Receive a bonus or any other form of compensation in cash, property or other remuneration or consideration such as to make up for any such lost salary; or
   c. Make any payments of any kind, or give any remuneration or other compensation or consideration, to the suspended person, their spouse or companion, any corporation, partnership or other entity owned or controlled by said suspended person or to any other person for transfer to any of said individuals or entities for the right to ride, exhibit, coach or train for the suspended person or any of the suspended person's customers during Federation Licensed Competitions; or
   d. Use the farm or individual name of the suspended person.
5. An individual who takes over the horses of a suspended trainer or coach must:
   a. Bill customers directly on their own bill forms for any services rendered at or in connection with any Federation Licensed Competitions;
   b. Maintain a personal checking account totally separate from and independent of that of the suspended person for purposes of paying all expenses of and depositing all income from customers;
   c. Pay all their employees working at Federation competitions, none of whom may be employees, directly or indirectly, of the suspended person;
   d. Keep checks, books, employee records and make withholding of taxes and other regular deductions from their employees' paychecks;
   e. Pay all feed bills, motel, van bills, travel expenses, etc. from their separate and independent checking account and preserve, for six months after the date that said suspension is terminated, invoices for said bills;
   f. If such individual makes use of any equipment of a suspended trainer, the use of said equipment must be enumerated in detail in a written lease, the form and substance of which must be satisfactory to counsel for the Federation and shall be at the fair rental value for said equipment and said price must be included in said agreement;
   g. File such federal and state tax returns as will reflect as their income the income from said training or coaching responsibilities at Federation Licensed Competitions;
   h. Not borrow funds from a suspended trainer or coach, their spouse or companion, their families, corporations, partnerships, or any other entities owned or controlled by said suspended trainer or to any other person for the purpose of going into business for themselves at Federation Licensed Competitions during the period of said suspension, nor will they allow any of the above-named parties or entities to sign or guarantee any notes or any type of loans to enable them to go into business as described above.
6. Suspended trainers and coaches, and individuals taking over the horses or customers of a suspended trainer or coach may be requested to make their books, canceled checks, invoices, tax returns and other evidence

available to Federation representatives to verify and affirm the details of any relationship between them and suspended trainer or coach.

7. This Rule is intended to provide guidance for suspended persons and anyone contemplating taking over the responsibility for the riding, exhibiting, coaching, or training, of an unsuspended horse from a suspended person. It is not intended to anticipate every potential circumstance in which the intent of a suspension may be frustrated, and the Hearing Committee shall have the power to determine whether the facts and circumstances peculiar to any particular case compel a finding that there was or is a violation of the rules prohibiting exhibiting any horse while in the care, training or custody of a suspended trainer, or riding, exhibiting, coaching or training for the benefit, credit, reputation or satisfaction of a suspended person (see GR702.1h and .i).

SUBCHAPTER 7-B LICENSED COMPETITIONS

GR705 General

The provisions of this Chapter apply to all Regular Competitions, Local Competitions, Eventing Competitions, Dressage, Driving, Endurance and Vaulting Competitions.

GR706 Violations

1. Any competition licensed or endorsed by the Federation is subject to penalty by the Hearing Committee or other individuals with authority to assess penalties for violation of the rules. Violations include, but are not limited to, the following. All penalties will be published on the Federation's web site.
   a. Failure to conduct a competition in accordance with the Federation rules and applicable specifications.
   b. Failure to pay its indebtedness to the Federation.
   c. Failure to pay premiums and other indebtedness within 30 days.
   d. Failure to report the disqualification of a person at the competition.
   e. Failure to honor written contracts with judges, stewards or other competition officials and employees.
   f. Failure to furnish the Federation with entry blanks, judge's cards, class sheets or any other documents it may request in connection with the competition.
   g. The use of judges not licensed in those divisions covered by Federation rules if due notice has been received from the Federation.
   h. The use of judges in divisions in which they have not been enrolled without obtaining in advance the required Special or Guest judge's card.
   i. The use of stewards, technical delegates, or where required, course designers who are not Federation licensed if due notice has been received from the Federation.
   j. The listing of a judge, steward, technical delegate or course designer in the prize list or catalogue before the invitation to serve has been accepted in writing by such licensed official.
   k. Permitting individuals, entities or horses that were placed on suspension at least seven days prior to the competition start date to be on the grounds and/or to participate in any manner.
   l. Permitting acts which are improper, intemperate, dishonest, unsportsmanlike or contrary to the rules of the Federation, or prejudicial to the best interests of the sport and the Federation.
   m. Acting in a manner prejudicial to the best interests of the sport and the Federation.
   n. Assessing and/or collecting a drug enforcement fee in excess of, or in addition to, that specified and required by GR407.1 of these rules, unless said assessment is approved in writing by the Federation in advance, and then only under the terms and conditions set forth.
   o. Withholding from the Federation any or all of the drug fees collected in accordance with GR407.1, for any purpose, including to defray the expenses incurred providing stalls, passes, and other items to the Federation drug testing personnel, as required by GR407.4 and .5.
   p. Using the name or title of a championship that has not been assigned to that Licensed Competition during the same competition year.

GR707 Penalties

1. A Licensed Competition found guilty of a violation will be subject to penalty including but not limited to the following:
   a. CENSURE. A vote of Censure will be listed under the defendant's name in the Secretary's Record of Penalties. If found guilty of a further violation, the defendant will be liable to a heavier penalty than for a first offense.
   b. SUSPENSION for any period from the list of Licensed Competitions.
   c. EXPULSION from membership in the Federation.
   d. FINE.

CHAPTER 8 CONDUCT OF LICENSED COMPETITIONS

SUBCHAPTER 8-A ATTIRE AND EQUIPMENT

GR801 Exhibitor Safety Equipment
GR802 Artificial Markings and Appliances
GR803 Use of Whips
GR804 Shoeing Regulations

SUBCHAPTER 8-B COMPETITION AWARDS, HONORS, AND PRIZES

GR805 Challenge Trophies
GR806 Perpetual Trophies
GR807 Prize Ribbons
GR808 Awarding Championships
GR809 Performance Championships
GR810 Breeding or In-Hand Championships
GR811 Sweepstakes
GR812 Retirement Ceremony

SUBCHAPTER 8-C COMPETITION AND CLASS CONDITIONS AND ELIGIBILITY

GR813 Classes for Horse and Rider
GR814 Amateur
GR815 Breeding or In-Hand
GR816 Junior Exhibitor
GR817 Ladies
GR818 Local
GR819 Maiden, Novice, and Limit
GR820 Model Classes
GR821 Opportunity Classes
GR822 Owners’ Classes
GR823 Dividing Classes
GR824 Stallions
GR825 Ponies
GR826 Combined Ownership
GR827 Hors de Concours
GR828 Permission to Compete in Foreign Competitions

SUBCHAPTER 8-D SCHEDULING DURING COMPETITION

GR829 Length of Competition
GR830 Time Schedule
GR831 Delay of Classes
GR832 Interruption of Procedure
GR833 Time-Out

© USEF 2026

SUBCHAPTER 8-E SCHOOLING

GR834 General

GR835 Designated Areas

GR836 Trail

GR837 Jumper (See also JP103 and Appendix A)

SUBCHAPTER 8-F WELFARE OF THE HORSE

GR838 Unethical Treatment of the Horse

GR839 Prohibited Practices and Equipment

GR840 Soundness

GR841 Falls

GR842 Mandatory Necropsy

GR843 Veterinary Services on Competition Grounds

GR844 Blood

GR845 Equine Vaccination Rule

SUBCHAPTER 8-G SAFETY PREPAREDNESS AND REPORTING

GR846 Accident Preparedness Plan

GR847 Safety Coordinator

GR848 Use of Qualified Medical Personnel

GR849 Accidents Involving Individuals

GR850 Mandatory Reporting and Cooperation of Horse/Pony Collapse

SUBCHAPTER 8-H Equine health and isolation

GR870 Competitor Biosecurity Requirements

GR871 Competition Management Biosecurity Requirements

GR873 Mandatory Reporting of Febrile Horses

GR874 Isolation Plan

CHAPTER 8 CONDUCT OF LICENSED COMPETITIONS

SUBCHAPTER 8-A ATTIRE AND EQUIPMENT

GR801 Exhibitor Safety Equipment

1. Protective Headgear.
   a. It is compulsory for all persons at Federation licensed competitions when mounted anywhere on the competition grounds, to wear properly fastened protective headgear in compliance with the accepted testing standards published on the Federation's website, unless stated otherwise in the relevant division rules. Protective headgear must carry the applicable quality testing tag and/or label. It must be properly fitted with harness secured. Exception: Adults may be allowed to remove their headgear while accepting prizes and during the playing of the National Anthem only; they must refasten their headgear prior to the lap of honor.
   b. The Federation makes no representation or warranty, express or implied, about any protective headgear, and cautions riders that death or serious injury may result despite wearing such headgear as all equestrian sports involve inherent dangerous risk and as no helmet can protect against all foreseeable injuries.
   c. It is the responsibility of the rider or the parent or guardian of the junior exhibitor to see to it that the headgear worn complies with appropriate safety standards for protective headgear intended for equestrian use and is properly fitted and in good condition. The Federation, Show Committee, Competition Management, and Licensed Officials are not responsible for checking headgear worn for such compliance.
2. Body Protecting Vest. Any exhibitor may wear protective headgear and/or a protective vest either body protecting or inflatable, specifically designed for use in equestrian sport in any division or class without penalty from the judge. The Federation recommends that the vest pass or surpass the current ASTM standard F1937 or be certified by the Safety Equipment Institute. For Eventing, inflatable vests are permitted only when worn over a body protecting vest. Protective headgear must be in compliance with the accepted testing standards published on the Federation's website. Protective headgear must carry the applicable quality testing tag and/or label.
3. Biometric Sensors and Equipment. The use of equine and human biometric sensors that are minimal in design is permitted in competition. Materials or methods of attaching the biometric sensor that may enhance performance is prohibited. Information obtained from biometric sensors must not be accessed by the competitor while on the field of play.
4. Boots. Boots/shoes worn while riding anywhere on the competition grounds must have a distinguishable heel. (Exception: Arabian, Hackney Pony, Morgan, National Show Horse, Parade, Roadster, American Saddlebred, and Saddle Seat Equitation).
5. Assigned Numbers. Competitors must display the correct number which must be clearly visible while performing in any class unless otherwise stated in the prize list. Competitors may be penalized at the discretion of the judge. Numbers to be supplied by management in compliance with GR1213.11. Refer to DR121.11 (Dressage) and DR207.8 (Dressage Sport Horse Breeding).
6. Saddle Attachments. Beginning December 1, 2025, no piece of equipment shall be attached to a saddle that has a rigid upward pointing projection, hook, or similar object capable of catching a rider's clothing or person when dismounting, including stirrups.

GR802 Artificial Markings and Appliances

1. Any change of color or markings other than mane, tail, or hoof is prohibited. (Exception: Arabian and Half/Anglo Arabian halter, see AR106; Reining Division; Friesian Division; Paso Fino, see PF101.3). Only clear grooming materials are allowed on the hide and hair. Materials may be used to remove stains.
2. All artificial appliances other than those permitted in division rules are prohibited (Exception: Reining and Jumper Divisions). Bandages, tailsets, chains or other training devices are prohibited in the ring in Breeding/Halter classes.

GR803 Use of Whips

No item may be used inside or outside the ring while showing a horse except one whip per handler. If whips are allowed, they must be no longer than 6' including the snapper or lash. No appendages of any kind are permitted. One lungeing whip is permitted only when lungeing. Some breed and/or disciplines may have use of whip division rules that depart from this rule and as such, the division rule governs. (GR151.1)

GR804 Shoeing Regulations

1. In some parts of the country, it is common practice to show unshod horses in certain classes. A horse cannot be barred from the ring because of being unshod but, in classes in which it is common practice for all horses to be shod, a barefoot horse may be penalized at the judge's discretion.
2. Competitions offering classes in a division that designates a maximum weight for shoes (Paso Fino, Welsh) must provide accurate scales for weighing. If any horse casts a shoe in any of these classes, the shoe, including pad if used, but not including nails must be immediately weighed by the judge. In these classes, a competitor may not be excused from the ring until the judge is satisfied that the horse has not cast a shoe.
3. If the weight of a shoe and pad is protested, the owner may either withdraw the entry and forfeit all entry fees and winnings of the protested entry for the entire competition, in which event the protest must be withdrawn and the fee refunded or, have the shoe and pad removed in the presence of the competition veterinarian and steward so it can be weighed immediately.
4. Whether cast or removed, if the shoe including pad exceeds the weight limit, the entry must be disqualified for the balance of the competition and all entry fees and winnings of the entry for the entire competition will be forfeited. Removal and replacement of any protested shoe and pad is the sole responsibility of the owner of the entry; however, if the protest is not upheld, the protestor shall pay up to $100.00 to defray the cost of removal and replacement of the shoe.
5. See AR106 for Arabian shoeing regulations.

SUBCHAPTER 8-B COMPETITION AWARDS, HONORS, AND PRIZES

GR805 Challenge Trophies

1. A Challenge Trophy is a trophy donated to or offered by a competition which must be won a specified number of times under specified conditions. When originally placed in competition, it becomes the property of the Show Committee and cannot be withdrawn by the donor.
2. The conditions of the Challenge Trophy may not be changed without the consent of the trophy donor or his legal representative and of all who have qualified as potential winners of the trophy, except in the event that the conditions stipulated are in conflict with the current rules of the Federation. In such an event, the Show Committee or Competition Management must confer with the Federation as to procedure.
3. The winner of a leg on a Challenge Trophy in competition is entitled to possession of such trophy for a period of 10 months from date of winning unless a competition stipulates that the trophy will remain in its possession. The winner is responsible for protection and care of the trophy while in his possession. At the expiration of 10 months, or two months prior to the next annual competition, the competition may demand return of trophy if it has not been won outright. Failure of an exhibitor to return the trophy constitutes a violation under Chapter 7 and renders the exhibitor subject to penalty.
4. If a Challenge Trophy is competed for at more than one competition per year, the committee may elect to keep the trophy in its possession.
5. If a Challenge Trophy is destroyed, stolen, or lost and therefore cannot be returned, the exhibitor who had possession of the trophy must pay to the competition the cost of replacing it with a trophy equally suitable and satisfactory to the Show Committee or Competition Management. The exhibitor will be exempt from penalty if the trophy is replaced before the next competition.
6. Should a competition or class be discontinued or not held for any period of time, any unretired Challenge Trophies offered at such competition must be returned at the expiration date of ten months to the last active Show Committee or Competition Management. The Show Committee or Competition Management will determine the disposition of such trophies but they may not be placed in competition at any competition unless the provisions of paragraph 2 are met.

7. In the event of the death of an exhibitor who has won one or more legs on a Challenge Trophy, a member of that exhibitor's family may include such previous winnings in any further competitions for such Challenge Trophy in which they may engage.
8. If a Challenge Trophy is competed for and won under a farm name and the farm is later sold to another person who retains the farm name, legs won on the trophy by the first owner will not be counted by the subsequent owner of the farm in his competition.

GR806 Perpetual Trophies

A Perpetual Trophy is a trophy donated to or offered by a competition which is never awarded permanently to an exhibitor but remains the property of and in the possession of a competition. The Show Committee or Competition Management may present a replica or souvenir trophy to the annual winner. The conditions of a Perpetual Trophy are identical with those of a Challenge Trophy. Exception: previous winners need not be consulted when and if specifications are changed.

GR807 Prize Ribbons

1. At all Licensed Competitions, the prize ribbons are to be the following colors:

Grand Champion	Blue, Red, Yellow, and White
Reserve to Grand Champion	Red, Yellow, White, and Pink
Champion	Blue, Red, and Yellow
Reserve Champion	Red, Yellow, and White
First Prize Blue	Sixth Prize Green
Second Prize Red	Seventh Prize Purple
Third Prize Yellow	Eighth Prize Brown
Fourth Prize White	Ninth Prize Gray
Fifth Prize Pink	Tenth Prize Light Blue

2. It is recommended that competitions offer one ribbon for every six entries.
3. A Licensed Competition located outside the United States may conform to the practice of the country in which it is situated with respect to the color of the ribbons used.

GR808 Awarding Championships

1. Championship classes for a specific height or sex may be offered in any division as set forth in the respective division rules. Judging specifications must follow those of the Open Championship class.
2. In the Hunter divisions, Championships must be awarded on points. In the Morgan and Welsh Pony divisions, Championships may be awarded on points or held as performance classes. (See JP110.2 for Jumper Championships and EQ107.8 for Hunter/Jumping Seat Equitation Championships)
3. When Championships are awarded on points, all competitors must be given an equal opportunity to obtain points. In all other divisions, Championships must be awarded in a Championship Performance class and all entries must be given an opportunity to qualify.
4. Only the first four ribbons in each class are counted regardless of the number offered. Ribbons have the same point value even if less than the specified four places are awarded due to lack of entries, etc. Exception: See JP110.2 for Jumper Championships.
5. Point Value:

Blue ribbon	5 points	Yellow ribbon	2 points
Red ribbon	3 points	White ribbon	1 points

6. In Hunter and Hunter/Jumping Seat Equitation sections only the first six ribbons in each class are counted regardless of the number offered. Ribbons have the same value even if less than the specified six places are awarded due to lack of entries. First Place...10 points, Second Place...6 points, Third Place...4 points, Fourth Place...2 points, Fifth Place...1 point, Sixth Place...1/2 point.

GR809 Performance Championships

1. A Show Committee or Competition Management must designate all qualifying classes and can require any or all winners in a qualifying class at that competition to compete in a Performance Championship class provided this is stated in the prize list and the gaits required are the same as in the qualifying class. Any exhibitor failing to comply must forfeit all prize money in the qualifying class. If an exhibitor or trainer qualifies more than one horse for a Championship class he can elect to show only one. Exception: Regional and National/World/Grand Breed Affiliate Competitions.
2. To be eligible to show in a Performance Championship class a horse must have been properly entered, shown, and judged in one qualifying class at that competition in the same division or section. Exception: Regional and National/World/Grand Breed Affiliate Competitions.
3. So long as a competition has not limited eligibility for a Championship class to ribbon winners of qualifying classes, an entry which while performing in a qualifying class fails to qualify by reasons of equipment repair (limited to bridle, saddle, cart, wheels, and harness), shoeing time, illness (certified by the official veterinarian) or failure of a class to fill shall be permitted to pay double fee and make a post entry in another qualifying class in the section or if no subsequent qualifying class is available for such post entry, the horse shall be considered qualified for the Performance Championship class, provided the horse has previously been entered in the Championship or Stake. Exception: Dressage, Jumper (See JP136.6), and Paso Fino. (See also GR117.3)
4. To avoid divided Performance Championship classes, eligibility for a Championship class may be limited to ribbon winners in qualifying classes.

GR810 Breeding or In-Hand Championships

1. Junior Breeding or In-Hand Championships may be offered for two-year-olds and under; Senior Breeding or In-Hand Championships for three-year-olds and over. In the event a competition offers a Junior Championship and a Senior Championship, as well as a Show Championship, only the first and second place ribbon winners are eligible to compete for the Show Championship unless division rules prohibit foals and yearlings.
2. Entry in a Breeding class does not qualify a horse for a Performance Championship class. Exceptions: in the Hackney Pony, Morgan, Roadster, and American Saddlebred Horse divisions any performance class, including futurities and/or classics, qualifies for a Performance Championship class at that competition.
3. In a Breeding section of the Welsh division, the Championship will be awarded to one of the horses which has placed first in a qualifying class. After the Championship has been awarded the horse which has placed second in the qualifying class to the horse awarded the Championship shall compete with the remaining first place winners for the Reserve Championship.
4. In a Breeding section of the Hackney, Morgan, American Saddlebred, or Shetland divisions, the Championship and Reserve Championship will be awarded to horses that have placed first or second in their qualifying classes.
5. In a Breeding section of the Arabian division, the Junior, Senior, or Show (Grand) Championship will be awarded to one of the horses which has placed first in a qualifying class. Qualifying classes for championships must be designated in the prize list. After the Championship has been awarded, the horse which has placed second in the qualifying class to the horse awarded the Championship shall compete with the remaining first place winners for the Reserve Championship. If a Show (Grand) Championship class is held, the Senior Champion and the Reserve Senior Champion as well as the top two ranking two-year-olds will be eligible to compete. (Exception: AR118.1).
6. In any case, should any first or second place winners in a qualifying class not compete for the Championship or be disqualified for being unsound, being unruly, or not performing the class routine in the Championship

class, the horse receiving the next highest ribbon in the qualifying class shall have the option of moving up for the Championship and Reserve only.
7. None of the above applies to Dressage/Sport Horse Breeding.
8. None of the above applies to the Andalusian/Lusitano Division. For Breeding and In-Hand Championships see AL106.
9. None of the above applies to the Friesian Division. For Breeding and In-Hand Championships see FR118.

GR811 Sweepstakes

When a Sweepstake class is offered, providing for a division of entry fees, either with or without monies added by the Show Committee or Competition Management, the total to be distributed must include the entry fees of all entries listed in the catalogue, whether or not the horses are shown, plus all fees covering other entries legally in the class, unless a competition stipulates in its prize list that portion of the entry fees which will be withheld.

GR812 Retirement Ceremony

1. If a retirement ceremony is allowed at the request of the owner of a horse, that horse may not be permitted to compete at the competition. Any horse officially retired at a Licensed Competition is barred for life from further competition at Licensed Competitions except by special permission of the Board of Directors; however, they can continue to be shown in Academy classes, Leadline classes, Get of Sire, and Produce of Dam classes.
2. The Federation will give necessary publicity to all official retirement ceremonies and will notify all Licensed Competitions. See GR1214.7.
3. Any ceremony announcing an exhibitor's retirement from competition is prohibited.

SUBCHAPTER 8-C COMPETITION AND CLASS CONDITIONS AND ELIGIBILITY

GR813 Classes for Horse and Rider

In a class where the performances of both horse and rider are considered, the horse and rider together constitute an entry and neither can appear in a different combination except in Eventing, Dressage classes, or Western Dressage.

GR814 Amateur

Amateur classes may be offered in any division using the specifications set forth in the respective division rules. If Amateur classes are offered leading to a Championship, judging specifications will be those of amateur classes or amateur Championships unless the prize list specifically states that open judging specifications will be used.

GR815 Breeding or In-Hand

1. Breeding or In-Hand classes may be offered in any section in which they are indicated in the respective division rules. The prize list must specify as to each class the age, sex, and manner of showing.
2. All Futurity classes are considered part of the respective Breeding sections.

GR816 Junior Exhibitor

Classes, sections, or competitions may be limited to junior exhibitors if so desired. Where special rules and class specifications are given for classes so limited, they should be used throughout the junior exhibitor classes offered and shall take precedence over such class specifications as those for Championship classes. A Show Committee or Competition Management should bear in mind that a horse suitable for a junior exhibitor should have good manners and it is suggested that the specifications for a Ladies' or Amateur class be followed throughout.

GR817 Ladies

Ladies' classes may be offered in any division using the specifications set forth in the respective division rules. If Ladies' classes are offered leading to a Ladies' Championship, judging specifications should follow those of the Ladies' class rather than those of the Championship class.

GR818 Local

Any competition may offer Local classes or complete Local divisions provided the meaning of the local designation is fully and clearly defined. Class specifications must follow those listed in the respective division rules as closely as possible.

GR819 Maiden, Novice, and Limit

A competition may offer Maiden, Novice, or Limit classes or complete sections in any division using the specifications set forth in the respective division rules. If a Championship class is held, it must be judged in accordance with the Maiden, Novice, or Limit class specifications rather than those of the Championship class as listed unless otherwise specified.

GR820 Model Classes

1. Model classes may be offered in any section in which they are indicated in the respective division rules. They may be divided as to age, sex, or height and may be held prior to a Breeding section to provide a standard for judging.
2. Model classes may be included in the number of classes required for a division or section rating. Exception: Hunter Division and Welsh Pony Division.
3. Entry in a Model class does not qualify a horse for a Performance Championship class.

GR821 Opportunity Classes

1. Opportunity Classes:
   a. may be held at breed restricted or Hunter and/or Hunter Jumper competitions with no FEI recognized classes, Western Dressage competitions, Western Regular or Local Competitions. Classes must be open to all breeds unless it is a breed restricted competition. In a breed restricted competition it must be stated in the prize list if the classes will be restricted or open. Exception: At any Federation Licensed Competition, opportunity classes may not be restricted to Friesians.
   b. are limited to 10% of the total number of the competition's classes, with a maximum of 20 Opportunity Classes per competition, whichever is less (Exception: Dressage and Western Dressage).
   c. Dressage Competitions and Regular/Local Competitions with "Open" Dressage classes are limited to 20 Dressage Opportunity Classes per day. Western Dressage Competitions are limited to 10 Western Dressage Opportunity Classes per day. The 10% requirement does not apply to Dressage or Western Dressage.
   d. may be held in addition to Exhibition Classes.
2. Opportunity Classes:
   a. do not count towards Horse of the Year Awards and the results from Opportunity Classes may not be used by any entity for a national awards program. Only with permission of the respective recognized affiliate organization may results from Opportunity Classes be used for regional awards.
   b. cannot be used as a qualifying class for any championship class held at the competition except an Opportunity Class championship at the competition.
   c. cannot be considered in reckoning Competition Championships awarded on points except an Opportunity Class championship at the competition.
   d. do not count towards the minimum number of classes nor amount of prize money offered when determining the rating of the competition.

e. Dressage classes may be offered as Opportunity classes at Dressage Competitions or Regular/Local Competitions with “Open” Dressage classes as described below:
   1. Classes are limited to the following competition levels and dressage tests:
      a. Level 1 competitions may offer three tests and only three classes per level per day at Introductory - Fourth Level.
      b. Level 2 competitions may offer three tests and only three classes per level per day at Introductory - Third Level.
      c. Level 3 competitions may offer three tests and only three classes per level per day at Introductory - Second Level.
      d. Level 1, 2, and 3 competitions may offer two Eventing Test of Choice classes per day in addition to the tests, classes, and levels list above in Section 1.a – 1c.
      e. Level 1, 2, and 3 competitions may also offer two dressage seat equitation classes per day in addition to the tests, classes, and levels list above in Section 1.a – 1.c.
      f. Level 1, 2, and 3 competitions may offer up to two para dressage test of choice classes per day in addition to the tests, classes, and levels listed above in Section 1.a – 1.c. The rider must have a national dispensation/classification certificate or FEI classification on file with the Federation and must provide said certificate or classification to competition management. See DR119.12 – DR119.14. Riders are prohibited from riding above or below their classified grade.
      g. Level 4 and Level 5 competitions may not offer Opportunity classes.
   2. Opportunity Classes are for entry level participants and may be offered to encourage participation in Federation Licensed Competitions.
   3. Freestyles may not be offered as Opportunity classes. Opportunity classes cannot be offered as “Test of Choice” classes.
   4. If opportunity classes at Dressage Competitions or Regular/Local Competitions with “Open” Dressage classes are restricted to amateurs, riders are required to have an amateur status with the Federation.
   5. All rules and regulations in GR821 must be followed, except for GR821.6.
   6. Horses, riders, owners, trainers, and coaches participating only in Opportunity classes are exempt from Federation and affiliate organization membership and Horse Identification (HID) requirements and non-member/Show Pass fees, but are required to list the Federation membership number if the participant is a member.

f. Breed restricted Dressage classes can be offered as opportunity classes at Regular/Local breed restricted competitions.

g. Opportunity Classes for Hunter/Jumper/Equitation Divisions
   1. Opportunity Classes are for entry level riders.
   2. May be held at Federation regular competitions.
   3. All Opportunity classes and sections must have fences 2’6” or below. Opportunity Jumper classes must not be scored under Table II, Sec.1 (see JP146.2) or Table III (see JP148). Courses must not include combinations (see JP127).
   4. Any rider that has, in the last five (5) years, competed in any rated hunter section or an Equitation class with a National year-end final is not eligible to compete in any Opportunity classes or sections.
   5. All rules and regulations in section GR821 should be followed, except riders are not permitted to cross-enter into any non-Opportunity classes.
   6. Horses may cross-enter into non-Opportunity classes if the competition prize list allows. If cross-entry is permitted, all applicable fees and membership requirements apply.
   7. Unless otherwise approved by the Federation, a maximum of five hundred dollars ($500.00) in prize money (including the value of any in-kind awards) may be paid across all Opportunity classes at the competition.

3. Horses entered only in these classes are still subject to and must comply with the Drugs and Medication rules and are subject to drug testing.
4. Horses entered only in these classes:
   a. are exempt from the Federation fee, including the Equine Drugs and Medication fee.
   b. are not required to have a Horse Identification (HID) or Recording Number but are to list the HID or Recording number if the horse has been assigned this number.

5. Riders/drivers/handlers entered only in these classes are exempt from the Federation membership requirements and are not required to pay a Show Pass fee but are required to list the Federation membership number if the participant is a member.
6. The prize list must state whether or not horses and/or riders/drivers/handlers entered in Opportunity Classes can cross enter into the rated/recognized classes at the same competition. If cross entry is allowed, all applicable fees and membership requirements apply.
7. The list of Opportunity Classes offered must include “Opportunity” in the class name. The classes may include but are not limited to the following categories:
   a. Opportunity Pleasure (Saddleseat, Hunter, and/or Western)
   b. Opportunity Equitation (Saddleseat, Hunter, and/or Western)
   c. Opportunity Costume (Historic and/or Contemporary)
   d. Opportunity Trail (English and/or Western)
   e. Opportunity Driving (Show Pleasure Driving and/or Carriage Pleasure Driving)
   f. Opportunity Walk-Trot (Pleasure and/or Equitation)
   g. Opportunity Gaited (Three-gaited, Five-gaited, and/or Paso Fino)
   h. Opportunity Reining
   i. Opportunity In-hand classes (Amateur and/or Junior Handler)
   j. Opportunity Fun Classes
   k. Opportunity classes for Hunter/Jumper/Equitation Divisions 2’6” and under
   l. Opportunity classes for Dressage
   m. Opportunity classes for Western Dressage.
8. Unless the competition is using existing Federation class specifications, the prize list must list the class specifications for each Opportunity Class, to include but not be limited to:
   a. Gaits required
   b. Judging criteria
   c. Attire, tack, and equipment allowed.
9. Opportunity Classes must be judged by a Federation licensed judge or an individual who has been issued a Guest Card. (Exception: Judges for Dressage Opportunity classes must be eligible according to GR1008, GR1009, or GR1010.) Conflict of interest rules in GR1309 apply. See GR1004.
10. The competition must submit full results of all Opportunity Classes as required in GR1214. Horses with HID or Recording members and participants with Federation membership numbers are to have these numbers listed in the results.

BOD 06/17/2025 Effective 12/01/2025

GR822 Owners’ Classes

Owners’ classes may be offered in any division using the specifications as set forth in the respective division rules. If Owners’ classes are offered leading to an Owners’ Championship judging specifications should follow those of the Owners’ class rather than those of the Championship class.

GR823 Dividing Classes

1. Classes can be divided by sex into three groups (stallions, mares, and geldings) or a Show Committee or Competition Management may prefer to require mares and geldings, or stallions and geldings to show together.
2. If a Show Committee or Competition Management wishes to divide junior exhibitor classes, it may offer separate classes for boys and girls or offer several age limits. The following three age limits are suggested but may vary according to local conditions:
   a. Juniors who have not reached their 11th birthday,
   b. Juniors who have reached their 11th but not their 14th birthday
   c. Juniors who have reached their 14th but not their 18th birthday.
3. When divided as above horses cannot be entered in more than one age section of the same class. Exceptions: Arabian, Morgan, Equitation, and American Saddlebred divisions.
4. A Show Committee or Competition Management may offer classes divided by age of adult exhibitor.

GR824 Stallions

Stallions are barred from any Ladies' or Junior Exhibitors' classes except as provided for in division rules. Unless competition rules state otherwise, stallions may be shown by anyone in other classes in every division.

GR825 Ponies

1. Ponies may be ridden only by junior exhibitors. Exceptions: Adults may ride ponies in the Eventing, Connemara, Dressage (other than (1) USEF High Performance Championships, USEF qualifying and selection trials, and observation classes (2) FEI Pony, Junior, and Young Rider tests), Hunter, Jumper, American Saddlebred, and Welsh Pony divisions.
2. If an animal 14.2 hands or under is eligible to compete as a horse in the Arabian, Half or Anglo Arabian, Connemara, Morgan, Paso Fino, National Show Horse, or American Saddlebred Divisions, it may also compete as a horse in other appropriate classes (except for Dressage; see DR119.1). It cannot, however, compete as a horse in one class and a pony in another class at the same competition.
3. Once an animal is shown in a class restricted to horses, except in the aforementioned divisions and as provided for in SB204.4, it cannot be shown as a pony the same year.

GR826 Combined Ownership

Combined ownership is permitted in classes when more than one horse constitutes an entry unless the prize list states otherwise.

GR827 Hors de Concours

Competition Management may, in its sole discretion, permit an exhibitor to exhibit in a class Hors de Concours. If a horse exhibits in a class Hors de Concours, the horse cannot compete in a subsequent class for prize money in the same ring on the same day. However, the rider of a Hors de Concours horse may compete in subsequent classes.

For exceptions see below:

a. Dressage Competitions (out of competition); see DR119.5 and DR119.7
b. Eventing Competitions: see EV110.6
c. Driving Competitions, see DC915
d. Jumpers - See JP136.14.
e. Exhibiting in a class Hors de Concours is prohibited in the following divisions: Hackney, Roadster, Saddlebred, National Show Horse, and Western Dressage.

GR828 Permission to Compete in Foreign Competitions

1. International (FEI) Competitions: In accordance with Article 102.3 of the FEI General Regulations which states: "All competitors invited or nominated for an international event must be entered by their NFs", individuals wishing to compete in foreign International (FEI recognized) Competitions must apply to the Federation for each international competition they wish to enter, (this includes competitions in Canada and Mexico). They must complete an application providing information such as: the name and date of the particular competition(s) requested; the name(s) and details of the horse(s) to be ridden. A non-refundable application fee per competition must be enclosed. (Competitors may also opt to pay a non-refundable annual prepaid application fee in the amount of ten times the per competition fee (in lieu of paying a non-refundable per competition application fee). In the event of an oversubscription in dressage, driving, eventing, or reining, the discipline's Credentials Committee will rank the applicants, providing that they have submitted a timely application as defined in the discipline criteria. The rankings will be based upon the individual's experience in competing in the U.S. and abroad, the individual's recent results and ranking (if applicable) and other discipline specific criteria (if applicable). If the competition in question is on borrowed horses, the Credentials Committee will consider the experience the applicant has had in riding and competing on various horses. For

endurance, jumping, and vaulting, please refer to each discipline's criteria for procedures in selecting riders in the event of an oversubscription. Individuals wishing to compete in foreign international competitions who have not met the established criteria to compete in foreign FEI competitions may apply for a waiver, for which there is a fee. Copies of application and criteria for each discipline are available from the Federation website or Federation office.

2. National Competitions: Individuals wishing to compete in FEI recognized disciplines in National Competitions in foreign countries must receive permission from the Federation. An application for permission to compete must be completed and returned to the Federation. Copies of the application on the Federation website or from the Federation office. The competitor will be asked to provide the following information:
   a. whether or not the individual is a United States citizen and a current member of the Federation;
   b. whether they wish to compete as an amateur or professional;
   c. whether they wish to compete in National or International Competitions;
   d. the disciplines in which they wish to compete (i.e., Jumping, Dressage, Eventing, Driving, Vaulting, Reining, or Endurance Riding);
   e. the length of stay in each country;
   f. whether they have been alleged to have violated or found in violation of FEI or Federation rules or the rules of any other National Federation or Federation affiliated association; and
   g. whether they have been indicted, named in an information, convicted or disciplined by an administrative agency, arbitration or other tribunal, body, humane society or court of law, whether civil, criminal, arbitral or administrative, for an act which would be a violation of Federation rules if committed during a Recognized Competition.
3. Permission to compete must be applied for each year.
4. Foreign Competitors:
   a. Foreign Competitors who desire to compete in non-breed restricted, National Competitions in the FEI recognized disciplines in the United States must have proof, in English, of membership in good standing from their National Federation and must be members in good standing of the United States Equestrian Federation. (See GR202)
   b. Competition management must request proof, in English, of current membership in good standing from their respective National Federation and proof of current Federation membership.
5. Denial of Permission. Any application for permission to compete abroad answering affirmatively as to GR828.2f or .g shall be referred to a Committee of the Federation Board of Directors consisting of the Officers and two active athlete directors appointed by the President; the President shall serve as Chairman of the Committee and at any meeting the presence of at least four officers and one active athlete director shall constitute a quorum; the Committee shall by majority vote determine whether any such application shall be granted or denied, taking into account whether in the opinion of a majority of the Committee members any affirmative information regarding GR828.2f or .g causes other applicants to be considered more appropriate to serve as representatives of the sport and country in competing in foreign countries. Any such ruling by a majority vote of the Committee denying the privilege of a license to compete in foreign countries is final and not subject to appeal or review except where otherwise provided in the Bylaws of the USOPC, or where a review is granted in the discretion of the Committee, which upon further application may give further consideration to any applicant, may direct a hearing upon the application by the Committee or by the Hearing Committee, or may make any other ruling regarding the application considered by the Committee appropriate under the circumstances.

SUBCHAPTER 8-D SCHEDULING DURING COMPETITION

GR829 Length of Competition

1. A competition may not hold classes more than 16 hours out of any 24-hour period from the start of the first class to the finish of the last class, including intermissions. There must be a recess of at least 8 hours between the finish of the last class of an evening performance and the first class of a morning performance the following day. A fine may be imposed for exceeding the 16-hour time limit or not allowing an 8-hour recess. Exception: Competitions offering only Hunter, Jumper, and Hunter/Jumping Seat Equitation classes may not run more than 14 hours of actual performance time. Warm-up sessions, judged or unjudged, are included except sessions held at the beginning of the day where no fee is charged.

2. If management disputes that the time limits were not exceeded and the above fine is not properly owing, it may request a hearing of these issues before a special committee appointed by the President provided a written statement specifying the grounds for the hearing is received at the Federation's office within 30 days of management's receipt of Federation's notice of fine. The special committee shall hear the matter and determine whether the fine is properly owing. The special committee may waive a part or all of the automatic penalty upon a finding of good cause why the time limits were exceeded and a finding that extreme hardship results from the automatic penalty.
3. All classes in any section for junior exhibitors in any one day must be held within a twelve-hour period, excluding intermissions.
4. No classes may be started after midnight. Exception: Paso Fino classes not restricted to Junior Exhibitors.
5. Exception: Endurance Competitions.

GR830 Time Schedule

1. The announced order or time for classes may not be changed unless at least 12 hours notice of such change be given to each exhibitor and judge affected or each exhibitor affected consents in writing.
2. Provided the order of events is not changed, the Show Committee or Competition Management may call any class up to 30 minutes ahead of its scheduled time. Exception: Vaulting exhibitors must be given one hour's notice.
3. Once the first horse in a Reining class has been entered, shown and judged, the class must be run in entirety before commencing with the next scheduled class.
4. None of the above applies to Eventing (see EV134).
5. None of the above applies to Dressage or Western Dressage. For Dressage and Western Dressage Competitions, the following conditions apply: (1) Rides may be rescheduled up to one hour earlier or later than announced in the official schedule if each competitor is individually notified at least two hours prior to their rescheduled ride time. Rides within a class may be rescheduled in a different order. (2) Ride times or classes may not be changed more than one hour from the time announced in the official schedule unless 12 hours notice of such change is given to each exhibitor and judge affected or each exhibitor affected consents in writing to the change. Public address announcements, schedule changes posted on the show grounds or internet, and statements published in the prize list or entry documents do not meet the notification requirements of this rule.
6. Exception: Endurance Competitions.

GR831 Delay of Classes

1. When the start of any class requiring horses to be shown individually is delayed by horses not ready to perform, the competition may be closed at the order of the judges, Show Committee, or Competition Management, provided a warning is issued and exhibitors are given three (3) minutes to appear at the in-gate ready to participate. (Exception: in hunter, hunter/jumping seat equitation, and jumper classes with a specified jumping order, see HU126, JP112, JP136.15a & JP136.2.) In classes where horses compete collectively, a warning is issued and the in-gate must be closed two minutes after the first horse enters the ring. (Paso Fino, see PF102.7; Arabian, see AR107.1) Judging must not commence until the gate is closed or at the end of the two-minute call. An official timer must be appointed to enforce this rule.
2. It is recommended that a starting enforce order be established in all classes in which horses compete individually and to allow one minute for an entry to enter the ring. At competitions using only one ring, a starting order must be established. If a jump order is used, it must be posted at least 30 minutes prior to the start of the class.
3. Exception: Endurance Competitions.

GR832 Interruption of Procedure

1. If weather appears to be imminently affecting the safety and welfare of horses and/or exhibitors, it shall be the responsibility of competition management (Exception: Eventing see EV137) to stop the competition until it is safe to recommence. If a competition in progress must be stopped due to a storm, accident, or other

emergency, the Show Committee or Competition Management will decide whether to re-commence. Any interrupted classes may be re-commenced within the session in which they were originally scheduled or at a succeeding session of the competition. (Exception: Dressage GR832.7, Driving, Eventing EV137, Reining GR832.9.) If a Licensed Competition's Prize List does not advise exhibitors that refunds of entry fees will not be given in the event a class or classes, or all or part of the competition is cancelled due to a storm, accident, or other emergency, the Licensee is required to refund entry fees for the cancelled class or classes upon written request by an exhibitor within 30 days of the cancellation.

2. The Show Committee or Competition Management will also decide whether awards for classes not held is warranted and called for. No Championship, awarded on points, can be awarded in any division, however, unless more than 50% of the scheduled classes in that division have been held. Any action thus taken by the Show Committee or Competition Management will not be referred to the Federation in as much as the matter is one of discretion and not regulation.
3. If a class is in operation at the time a competition is stopped, no placements involving Horse of the Year Awards will be made. If a tie for a Championship exists in the Hunter or Jumper division at the time the competition is stopped, points toward Horse of the Year Awards will be divided between the tied horses.
4. If classes are postponed to a day not included in the original competition dates, exhibitors are entitled to a refund of entry fees in the class postponed and are relieved of any obligation to show back in postponed classes.
5. If a class in which horses compete either collectively or individually is in progress and must be stopped due to a storm, accident, or other emergency, the following procedure shall govern (Exception: Dressage, Driving, Reining, Eventing, Jumper, Western Dressage):
    a. If a class is continued during the same session or a succeeding session of the competition, the judge along with the steward(s) and management will decide:
        1. to hold the class over in its entirety in which case no scores credited in the first session will count, or
        2. to recommence the class where it was interrupted.
        3. In the case of a hunter classic, or a two round class and one round is complete; it may be decided to pin the class with the first round scores.
6. Jumper:
    a. A Jumper Class that Management decides to postpone due to storm, accident, or emergency per GR832.1 may be combined with a subsequent class in the same section with the prize money of the postponed class added to the prize money of the subsequent class. Management must make this decision prior to the first horse competing in the postponed class. The start fee for the postponed class will be added to that of the subsequent class and must be refunded to those declared competitors of the postponed class who choose not to declare for the combined class.
    b. In a jumper class which has reached the jump-off stage when the class is stopped, only those competitors involved in the jump-off need compete in the succeeding session. Jumper classes scored under Table II, Sec. 2b or 2c, Table IV, Sec. 4b or 4c or Table V Sec. 2b or 2c must be held over in their entirety unless the competition is continued over the original course at a later session, in which case the class shall continue from the point where it was stopped and scores earned by horses which have already competed shall stand.
7. Dressage: If it becomes necessary to interrupt a dressage competition for any reason, the unfinished portion may be recommenced and rescheduled for the same or following day at the option of the Show Committee or Competition Management with the Ground Jury's consent. All scores recorded before the interruption will stand. When classes are re-commenced after a delay on the same day, competitors must be given at least 30 minutes' notice of the starting time. Exhibitors whose ride times are changed to or on a subsequent day as a result of an interrupted competition or inclement weather conditions, must be individually notified at least two hours prior to a rescheduled ride time.
8. Eventing: See EV137.1.
9. Reining: If it becomes necessary to interrupt a reining competition for any reason, the unfinished portion may be recommenced and rescheduled for the same or following days at the option of the Show Committee or Competition Management and the judge(s). All scores recorded before the interruption will stand.
10. Western Dressage: see GR832.7.
11. Endurance: See EN115

GR833 Time-Out

A suspension of judging which may be requested by a competitor or directed by the judge(s).

1. A competitor is entitled to request a time-out for a period not to exceed five minutes in aggregate in order to make obvious adjustments or to repair broken equipment or to rectify a similar condition, or to replace a shoe (See GR804). (Exception: Arabian Hunter, AR108 and HU119; Arabian Jumper, AR108; Dressage, GR833.9 and DR122.7j; Jumper, JP136.6; Hunter/Jumping Seat Equitation, EQ108.4; Reining, RN103.5g; Vaulting, VA111). Time-outs are not allowed in Western Dressage or Endurance.
2. If division rules allow a competitor to call for a time-out, the competitor may call only one time-out per class (Exception: Paso Fino and Welsh where a competitor may request a time-out no more than two times.) The penalty for exceeding the allowed time out(s) is for the entry to be eliminated.
3. To request a time-out for any such emergency, the competitor must go to the center of the ring (if possible) and or be acknowledged by the judge. The announcer will declare that a request for time-out has been made and permission granted; time will be taken from the moment such announcement is made.
4. If a horse casts a shoe in a class, time starts (after weighing, measuring and/or gauging has concluded, if applicable) when the farrier or his assistant touches the shoe or the horse. No more than three minutes will be allotted to find a shoe; if the shoe is not found, the exhibitor may elect to continue or withdraw. If a horse is removed from the ring for the purposes of shoeing, the steward or judge shall accompany and remain with the horse until it is returned to the ring or eliminated from the class.
5. Two attendants are permitted in the ring to assist a competitor during the competitor's time-out. If at the expiration of five minutes the repair has not been made, the competitor may proceed as is or be eliminated.
6. The judge is responsible for timing unless an official timer is present.
7. Competitors who are not involved in a time-out may make minor adjustments that can be performed with the assistance of one attendant and not be charged with a time-out. Minor adjustments do not include replacing shoes.
8. At any time the judge(s) considers it necessary they may call for a time-out. Said time-out may be charged to a competitor that, in the judge's opinion, is responsible for the suspension of judging as long as the competitor is so informed by the judge prior to calling the class back to order.
9. None of the above apply to the Eventing, Dressage, or Driving divisions; see specific division rules. Time-outs are not permitted in the Dressage or Western Dressage division.
10. In the Saddlebred division:
    a. In classes in which competitors compete collectively, after the previous class has exited the ring, the show ring has been cleared, and the officials are ready to continue with the competition, Competition Management may allow 5 minutes to replace a shoe or repair equipment outside of show ring, and a time-out will be charged to the competitor. The time-out will be officially timed by a steward, management, or paddock master.
    b. Prior to commencement of the class, the individual responsible for timing the time out outside of the ring must communicate the back number of that entry to the judge(s) officiating.
    c. Once the gate opens and the first entry goes into the ring all further time outs for that class must be taken in the ring as indicated in GR833.4.

SUBCHAPTER 8-E SCHOOLING

GR834 General

1. A Licensed Competition must provide a sufficient area for schooling horses. A separate schooling area must be provided for each ring.
2. Lighting at sunrise and sunset that provides full and complete visibility is a requirement for the competition ring and schooling area. Horses may not be required to be exhibited in the competition ring or schooled in the designated warmup areas before the official hour of sunrise or after the official hour of sunset unless lighting is provided that assures full and complete visibility.
3. In addition to the official schooling area, competitions should designate an exercise area.
4. Competitions offering A rated sections other than hunter and jumper must provide an exercise area at least 80' by 200' or its equivalent. If, due to space limitations, a competition does not have an adequate schooling

area or a competition offering an A rated section cannot provide the required exercise area, one ring must be open for a minimum of 5 hours within each 24-hour period. Adequate lighting must be provided.

5. The footing in all competition rings, schooling rings, and exercise and lunge areas must be safe, consistent, and appropriate for the intended use and type of competition.
   a. Competition Management is required to make reasonable efforts to maintain the best possible footing in competition, schooling, and exercise and lunge areas.
   b. Provisions must be made (by having on-hand proper functioning equipment and scheduling sufficient breaks in the schedule) to maintain the footing in competition rings, schooling rings, and exercise and lunge areas throughout the competition by dragging, watering, and raking, if necessary.

GR835 Designated Areas

Schooling over obstacles in the ring or over any part of an outside course is permitted only at the time designated by the Show Committee or Competition Management. All other schooling over obstacles is permitted only within clearly identified areas and only at times designated by the Show Committee or Competition Management. Schooling over obstacles in any other area of the competition ground or at any other time is prohibited. For specific hunter and jumper classes, refer to discipline chapters.

GR836 Trail

A schooling area must be provided prior to and during trail classes with enough elements to adequately school a trail horse.

GR837 Jumper (See also JP103 and Appendix A)

SUBCHAPTER 8-F WELFARE OF THE HORSE

GR838 Unethical Treatment of the Horse

For purposes of this rule, the following definitions apply:

A Covered Horse is defined as any horse that is or has been recorded with the Federation, has participated or is entered to participate in a Federation Licensed or Endorsed Competition, or is on the grounds of a Federation Licensed or Endorsed Competition or is in the care, custody, and control of a Participant.

A Participant is defined as any person who holds or has held a Federation membership; participated in a Federation Licensed or Endorsed Competition as a rider, vaulter, driver, handler, exhibitor, trainer, coach, groom, competition veterinarian, or support personnel for any of these identified roles; or is present on the grounds of a Federation Licensed or Endorsed Competition.

1. Any Participant engaging in the Unethical Treatment of a Covered Horse is subject to penalty. Except in exigent circumstances, the Unethical Treatment of a Covered Horse is defined as any action or inaction that may negatively compromise the Covered Horse's health, safety, or well-being. It may include any action(s) or inaction(s) that causes or is likely to cause a horse pain, a state of obvious distress, or unnecessary discomfort.

Examples of Unethical Treatment of a Horse may include, but are not limited to:

a. Misuse or excessive use of a whip, spur, or bit;
b. Misuse of any equipment or device, including tack;
c. Creation of hyper or hypo-sensitization of any physical part of a Covered Horse to enhance performance;
d. Any practice or use of devices or objects used to enhance a Covered Horse's performance based on fear or intimidation;
e. Training, riding, or competing a Covered Horse with raw, bleeding, or irritated skin or welts consistent with excessive, persistent, or inappropriate use of equipment, including spurs; and
f. Continued riding, driving, or lunging an obviously exhausted, lame, or injured Covered Horse.

2. A Participant is subject to penalty for the Unethical Treatment of a Covered Horse that occurs at or in connection with a Federation Licensed or Endorsed Competition. Additionally, any person who directs another as to the Unethical Treatment of a Covered Horse is subject to penalty.

3. A Participant is subject to penalty for the Unethical Treatment of a Covered Horse that occurs after November 30, 2024 somewhere other than at or in connection with a USEF Licensed or Endorsed Competition. For the Unethical Treatment of a Covered Horse under this paragraph that occurs off U.S. soil by a Participant who is a member of a foreign National Federation, the Federation will refer the matter to the relevant National Federation and FEI for resolution.

4. Any Participant who personally witnesses the Unethical Treatment of a Covered Horse at or in direct connection with a Federation Licensed or Endorsed Competition, must immediately report it to a Federation Licensed Official at the competition.

5. Any Participant who personally witnesses the Unethical Treatment of a Covered Horse outside of a Federation Licensed Competition, should report it to the Federation and the relevant local authorities as soon as practicable.

6. A veterinarian may be appointed by the Federation, Competition Management, or a Licensed Official to inspect any horse on competition grounds, or any horse stabled off grounds that is entered to compete in a Federation Licensed or Endorsed Competition. Refusal to submit an animal for such examination shall constitute a violation of this rule, and the owner and/or trainer may be subject to penalty by the Federation.

7. A Federation Licensed Official, Competition Management, or competition veterinarian at a Federation Licensed or Endorsed Competition may issue an official written warning, elimination, or disqualification against any Participant they deem to have Unethically Treated a Covered Horse on competition grounds or directly related to a Federation Licensed or Endorsed Competition. Additionally, any person may be removed from the competition grounds for Unethical Treatment of a Horse. Any report received of alleged Unethical Treatment or penalties imposed on a person(s) as a result of Unethical Treatment must be reported to the Federation. A Participant may be subject to further penalty by the Federation.

8. Anyone reporting a violation must be acting in good faith and have reasonable grounds for believing the information disclosed is a violation. Any allegations that prove to have been made maliciously or knowingly to be false will be viewed as a serious disciplinary offense and will be considered a violation of this rule, subjecting the reporting party to penalty by the Federation.

9. Notwithstanding the foregoing, the Federation may pursue disciplinary action pursuant Bylaw 705.2(b).

GR839 Prohibited Practices and Equipment

1. Attention Getting Devices. Attention getting devices and/or other noisemakers (including but not limited to tape measures, blow horns, altered bamboo poles, explosives, etc.) are not allowed in and around the make up/schooling/warm-up and competition rings during scheduled competition sessions. (Except for the National Show Horse division.) Use of explosives and fire extinguishers by or for exhibitors/competitors (except in the case of fire) is not allowed on competition grounds at any time.
2. Augmented Nosebands. Any noseband with an interior that is abrasive is prohibited, except nosebands made of rope or rawhide.
3. Poling. Manual poling, or the use of offsets, is prohibited.

GR840 Soundness

Unless specific division rules state otherwise, all animals except stallions and mares in Breeding classes must be serviceably sound for competition purposes i.e., such animal must not show evidence of lameness or broken wind. Animals with complete loss of sight in either eye may be found serviceably sound at the Judge’s discretion, except in a class over fences where a Judge may ask a rider to change horses.

GR841 Falls

The fall of horse and/or rider does not disqualify the competitor unless due to bad manners of the horse. Exception: Andalusian/Lusitano (see AL101.14), Dressage, Driving, Eventing, Equitation, Hunter, Jumper, Reining, Vaulting, and Western classes, in which specific rules prevail.

GR842 Mandatory Necropsy

This rule applies to fatalities of horses/ponies. For purposes of this rule, a “fatality” is defined as a death by any means including euthanasia at any time from when entries arrive at the venue until departure from the venue or a death by any means including euthanasia at any time occurring as a result of any fatal injury or illness sustained during a Licensed Competition or after a Licensed Competition where such fatal injury or illness is related to the horse’s participation in the Licensed Competition.

1. The trainer, as defined by Federation rules, or the owner if the trainer is unavailable, or the rider if the trainer and owner are both unavailable, shall notify the Steward/Technical Delegate as soon as possible but no later than one hour after such occurrence of any fatality of a horse or pony. When a fatality occurs outside of competition hours or before the competition begins, notification must occur as soon as possible but no later than one hour after the Steward/TD reports to the show or returns to duty.
2. The Steward/TD shall report to Competition Management and the Federation as soon as possible but no later than 24 hours after the incident.
3. If a Federation appointed testing veterinarian is not available, at the Federation’s cost, the Steward/TD shall ensure that the appointed Competition Veterinarian collects urine and blood samples at the earliest opportunity and submits the samples for analysis to the Federation’s laboratory.
4. In addition to the duties set forth in GR 1034, the Steward/Technical Delegate shall file an Equine Fatality Report Form with the Federation within 24 hours of notification, except in exceptional circumstances such as no internet access at the venue.
5. Competition Management must identify prior to the start of the competition the nearest Veterinary Pathology laboratory to facilitate a rapid and accurate post-mortem.
6. A gross post mortem examination must be carried out in all incidents of euthanasia or fatality, except where the nearest Veterinary Pathology laboratory is further than 200 miles from where the equine fatality or euthanasia occurred. If a horse is uninsured or a post mortem is not required by the owner’s insurance, the Federation will cover the cost of the gross post mortem and transport costs to the appropriate veterinary facility, up to a maximum in total of $1,000.00, unless a greater amount is pre-approved by the Federation should the circumstances warrant. If the Federation covers the cost of the post mortem and the relevant post mortem report is provided to the owner’s insurance, the Federation will only be responsible for half of the cost of the post mortem up to a maximum in total of $500.00. If a post mortem is required by the owner’s insurance, at no cost to the Federation, the horse’s owner shall provide the Federation a copy of the post mortem report within 24 hours of receipt of such report.
7. In certain circumstances, as approved by the Chief Administrator of the Federation’s Equine Drugs and Medications Program, who may be contacted at 1-800-633-2472, a necropsy may not be warranted.
8. The Federation Chief Administrator of Equine Drugs and Medications Program must be consulted by the horse’s owner and in prior agreement for any further diagnostic investigations, such as histopathology, unless required by the owner’s insurance. Within 12 hours of the horse leaving competition grounds, Competition Management shall provide the Federation Equine Drugs and Medications Program with the contact details of the applicable Veterinary Pathology laboratory.
9. The owner shall provide the preliminary and final reports of any post mortem to the Federation Equine Drugs and Medications Program within 24 hours of the pathologist completing their report or the owner’s receipt of the report, but no later than 7 days after the Horse’s death.
10. The cause of death and, if relevant, the method of euthanasia should be included in the Post Mortem Report.
11. The Competition and/or treating veterinarian shall submit all information regarding any substance(s) administered to the horse prior to or during competition and before or during death or euthanasia using the Equine Drugs and Medications Report Form to the Federation Equine Drugs and Medications Program within 12 hours.

GR843 Veterinary Services on Competition Grounds

1. Competition Management must ensure the official veterinarian is registered with the Federation prior to the start of the competition.
2. Any veterinarian providing veterinary services to horses on competition grounds must register with the Federation within 24 hours of providing the services.

BOD 06/17/2025 Effective 12/01/2025

GR844 Blood

See section and division rules for additional restrictions and/or penalties for the presence of blood.

1. Blood on horses must be reviewed on a case-by-case basis. Eliminations for blood are final.
2. A licensed judge or the Ground Jury must stop the class for the examination of any horse with blood in its mouth or elsewhere on its body.
   a. In minor cases of blood in the mouth, such as where a horse appears to have bitten its tongue or lip, the licensed judge or the Ground Jury may authorize the rinsing or wiping of the mouth and allow the horse to continue. If the horse continues to bleed, it will result in elimination from the relevant class.
   b. In all other circumstances, any horse with blood in its mouth must be eliminated from the relevant class.
   c. Blood discovered elsewhere on the horse's body may result in elimination of the horse in the discretion of the licensed judge or the Ground Jury. If the blood is determined by the licensed judge or the Ground Jury to be athlete induced or caused by tack or equipment, the horse must be eliminated from the relevant class.
3. Where a horse is eliminated from a class that is a qualifier for a championship or other class, the eliminated horse may compete in the championship or other class, if the horse is otherwise qualified to do so and the blood is resolved prior to the championship or other class.

BOD 08/26/2025 Effective 12/01/2025

GR845 Equine Vaccination Rule

1. At Federation licensed competitions horses, more than 7 months of age, entering the grounds must be accompanied by documentation of Equine Influenza Virus and Equine Herpes Virus (Rhinopneumonitis) vaccinations within six months prior to entering the stables. Horses not in compliance with this rule may be required to leave the competition grounds upon request by Competition Management. Documentation should consist of one of the following methods mentioned below. The frequency of vaccine administration should be per the vaccine manufacturers' or veterinarian's recommendations. It is recommended that vaccines are administered by or under the direction of a veterinarian.
2. In the case of vaccines administered by a veterinarian, the exhibitor, upon request by Competition Management, must provide documentation from the veterinarian on documenting that the horse in question received the vaccinations; name of the vaccines and date of vaccine administration.
3. In the case of vaccines administered by a person other than a veterinarian, the exhibitor, upon request by Competition Management, must provide a receipt of the vaccine purchase which is signed by the owner, or agent with care, custody, and control of the horse; name, serial number and expiration date of the vaccine; and date of vaccine administration.
4. In the case of a horse that is unable to receive either of the vaccinations due to a history of adverse reactions, the exhibitor, upon request by Competition Management, must provide a letter from the veterinarian on official letterhead stating that the horse in question cannot be vaccinated due to medical concerns and a log of temperatures taken twice daily for the seven days prior to entering the competition grounds. These horses must also have their temperature taken and logged twice daily while on the competition grounds. The log of temperatures should be provided to the Competition Management, steward, or technical delegate when requested.

5. Competition Management may not amend or enhance vaccination requirements without prior approval of the Veterinary Committee.

SUBCHAPTER 8-G SAFETY PREPAREDNESS AND REPORTING

GR846 Accident Preparedness Plan

1. All competitions must have in place, prior to the start of the competition, an accident preparedness plan.
2. Competition Management is responsible for ensuring that all appropriate competition officials and competition staff are advised of the accident preparedness plan, and that they are distributed accordingly.
3. The accident preparedness plan must be given to the Steward or Technical Delegate prior to the start of the competition.
4. The Steward or Technical Delegate shall submit a copy of the accident preparedness plan to the Federation along with their Steward or Technical Delegate report.
5. At a minimum, the accident preparedness plan must include:
   a. Emergency call/radio priority protocol;
   b. List of emergency telephone numbers and directions to the competition that can be relayed to offsite responders; and
   c. Name and contact information of the Safety Coordinator

GR847 Safety Coordinator

1. All Licensed Competitions must appoint a Safety Coordinator, who shall oversee the establishment and coordination of medical and veterinary services. This person must be a Senior Active member or a Subscriber member of the Federation and comply with the SafeSport Training requirements. This person may have other roles or duties in relation to the competition except:
   a. The Safety Coordinator may not serve as a Licensed Official at the competition (exception: Course Designers); and
   b. The Safety Coordinator may not compete as a rider, driver, vaulter, longeur, or handler at the competition.
   c. For eventing competitions, the Safety Coordinators must not have any other duties during the Cross-Country and Show Jumping phases.
2. The Safety Coordinator shall:
   a. Oversee provisions for the safety and welfare of exhibitors, horses, and spectators;
   b. Oversee the implementation of the Accident Preparedness Plan;
   c. Communicate with Competition Management and Medical Personnel prior to the start of competition to ensure that parties are aware of the requirements of the Accident Preparedness Plan;
   d. Provide Medical Personnel with a map of the competition grounds, which includes plans for vehicle access to competition/warm-up areas and stabling.
   e. Have their name and contact information posted along with the required emergency information at the competition.
   f. Inform the senior Steward or Technical Delegate of any accident or injury to a human or horse within one hour of the accident or injury for proper follow-up and reporting as required by the Federation, in the event a Steward or Technical Delegate is unable to be present at an injury or accident to a human or a horse.

GR848 Use of Qualified Medical Personnel

1. Qualified medical personnel with no other duties and with appropriate medical equipment, as required by their certifying State or EMS Region, must be present during all scheduled performances at all competitions and during all scheduled schooling sessions over fences, including 1 day prior to the start of the competition, if applicable,
   a. Qualified medical personnel is a currently certified or licensed EMT, or Paramedic, or a Physician, Physician Assistant, Nurse Practitioner, or Nurse trained in pre-hospital trauma care and currently certified or licensed in their profession under applicable law where the competition is held. Exception, for eventing competitions the minimum requirement is an EMT/Paramedic who is pre-hospital trauma trained.

b. A Physician, Physician Assistant, Nurse Practitioner, or Nurse trained in pre-hospital trauma care is a licensed medical provider who is currently certified in Advanced Trauma Life Support (ATLS), Basic Trauma Life Support (BTLS), Pre-hospital Trauma Life Support (PHTLS), or who has comparable certification.
c. It is strongly recommended that EMTs and/or Paramedics be used to fill this position. Medical personnel must not exceed the scope of their practice.
d. All medical personnel must be readily identifiable by uniform, bright-colored vest or other means, available, and mobile.
e. Unless prohibited by Federal, State or local law, this person must furnish the Steward(s) or TD(s) with a copy of their report(s), or assist these officials with documenting any findings and treatment for all injuries sustained in competition or on the competition grounds.

2. An ambulance must be on the competition grounds or on call during all scheduled performances at all competitions and during all paid scheduled schooling sessions over fences, including 1 day prior to the start of the competition, if applicable. Exception: Endurance Competitions.
3. Required Number of Qualified Medical Personnel
   a. Competitions using more than three performance areas simultaneously must have at least one additional person who is CPR-certified to assist the medical personnel of record for that competition. The additional person may have other duties related to the competition provided they can be immediately available to respond to an emergency. This person must be identified to officials and staff. Dressage arenas do not count as performance areas.
      1. If more than six performance areas are used simultaneously there must be at least two additional people who are CPR-certified to assist the medical personnel of record for that competition.
      2. Hunter and Jumper competitions using four or more rings simultaneously must have at least 2 Qualified Medical Personnel present during all performance sessions

BOD 01/18/2026 Effective 04/01/2026

GR849 Accidents Involving Individuals

1. This rule pertains to accidents involving individuals at Federation-Licensed or endorsed competitions.
2. For all individuals evaluated pursuant to this rule, the Steward or Technical Delegate shall submit a properly completed Accident/Injury Form to the Federation Director of Competitions with their Steward or TD Report, unless otherwise noted below.
3. Fatalities and Serious Injuries. In the event of a human fatality or serious injury, the Steward or Technical Delegate shall notify the Safety Coordinator, Competition Management, and the Federation immediately, or as soon as practicable. Within 24 hours, except in exceptional circumstances, the Steward or Technical Delegate shall submit a completed Accident/Injury Report form to the Federation.
4. Unconsciousness/Concussion.
   a. In the event of a fall/accident where the competitor is apparently concussed or unconscious, the competitor is precluded from competing until evaluated by qualified medical personnel, as defined in GR848.1.a. If the competitor refuses to be evaluated, he is disqualified from the competition and must follow the Return to Competition guidelines in accordance with the rules.
   b. A Time-Out may be called in accordance with applicable division rules.
   c. If qualified medical personnel suspect that a competitor has sustained unconsciousness or a concussion, the competitor must be precluded from competing until cleared to compete in accordance with the Return to Competition rules.
   d. The competition Steward or TD shall notify Competition Management and the Safety Coordinator of the fall/accident as soon as practicable. In the event that a Steward or Technical Delegate is unable to be present at an accident or injury, the Safety Coordinator or Manager must inform the senior Steward or Technical Delegate of said accident or injury within one hour for proper follow-up and reporting, as required by the Federation.
   e. For all competitors evaluated pursuant to this section, the Steward or Technical Delegate shall submit a properly completed Accident/Injury Form, and, if applicable, any corresponding signed release to the Federation Director of Competitions within 24 hours of the fall/accident, except in exceptional circumstances.

5. Medical Suspension. Any competitor who is determined ineligible to compete under any of the preceding paragraphs will be placed on the Federation Medical Suspension List that will be posted on the Federation's website.
6. Return to Competition. In the event that a competitor is determined ineligible to compete under one of the preceding paragraphs, the competitor shall submit to the Federation, a signed release, which includes criteria established by the Federation from time to time, completed by a licensed physician, physician assistant, or a nurse practitioner in order to be eligible to once again compete in Federation-Licensed or endorsed competitions.
7. Refusal of Entry. Any competitor on the Federation Medical Suspension List is responsible for not competing in any further Federation Licensed or endorsed competition until he is removed from the medical suspension list. Competitions management shall refuse entries of any competitor who is on the Federation Medical Suspension List, unless he submits to the Federation a properly signed release in accordance with the Return to Competition rules. Competition Management is responsible for checking the Medical Suspension List prior to accepting entries.
    a. Substitution. Notwithstanding any other provisions of the rules herein, if an entry is accepted prior to the time the competitor was added to the Federation Medical Suspension List, a substitute competitor may be named.
    b. Refund. Notwithstanding any other provisions of the rules herein, for any competitor who appears on the Federation Medical Suspension List, a Federation-Licensed or endorsed competition shall refund the entry fees and Jumper nominating fee, if applicable, less office fees, if applicable. Stabling fees may not be refunded, unless the stabling is filled.

GR850 Mandatory Reporting and Cooperation of Horse/Pony Collapse

1. Definitions. For purposes of this rule, a "collapse" is defined as a fall to the ground with no apparent cause at any time from when entries arrive at the venue until departure from the venue. Other falls are not considered to be a collapse and are defined in GR122 and specified division rules. Refer to GR849 for reporting requirements for all other falls and accidents.
2. The trainer as defined in GR404, or the owner if the trainer is unavailable, or the rider if the trainer and owner are both unavailable, shall notify the Steward/Technical Delegate as soon as possible but no later than three hours after such occurrence of any collapse of a horse or pony. When a collapse occurs outside of competition hours or before the competition begins, notification must occur as soon as possible but no later than three hours after the Steward/TD reports to the show or returns to duty.
3. The Steward/TD shall report to Competition Management and the Federation within one hour of notification of a collapse. In the event that a Steward or Technical Delegate is not able to be present at a collapse of a horse, the Safety Coordinator or Manager must inform the senior Steward or Technical Delegate of said collapse within one hour of the collapse for proper follow-up and reporting, as required by the Federation.
4. In addition to the duties set forth in GR1033, the Steward/TD shall submit an Accident/Injury/Equine Collapse Report Form to the Federation within 24 hours of notification, except in exceptional circumstances.
5. The Federation, at its expense, may appoint a veterinarian to inspect the horse or pony that has collapsed and provide a full report to the Federation. Refusal to submit an animal for examination by an authorized veterinarian after due notification shall constitute a violation of this rule.
6. The Steward/TD shall ensure that any horse or pony that collapses at a licensed or endorsed competition is subject to drug and medication testing in accordance with Chapter 4 of these rules. In the absence of a Federation testing veterinarian, a veterinarian appointed under paragraph 5 or the official competition veterinarian is authorized to collect and submit fluid samples in accordance with these rules.
7. The rider, owner, and trainer as defined in GR404 shall cooperate with the Federation as to any investigation it undertakes with respect to a collapse or death of a horse/pony. This includes providing information requested by the Federation within 10 days of the request.
8. Any horse/pony that collapses is prohibited from competing for 72 hours after said collapse. Exception: Upon examination by a veterinarian and submission of a statement by the veterinarian certifying the horse/pony's fitness to compete, a horse/pony that collapses is permitted to return to competition 24 hours after said collapse.
9. Equine fatalities. In the event of an equine fatality during a Licensed Competition, the competition Steward or Technical Delegate shall immediately notify the Federation and Competition Management, or as soon as

practicable. Within 24 hours, the Steward or Technical Delegate shall submit a completed Equine Fatality Report form to the Federation.

10. For all other equine injuries or accidents not otherwise covered by this rule, the Steward or TD shall submit an Accident/Injury/Equine Collapse Report Form with the Steward or TD Report.

SUBCHAPTER 8-H EQUINE HEALTH AND ISOLATION

GR870 Competitor Biosecurity Requirements

All riders, drivers, vaulters, handlers, owners, trainers, coaches, grooms, agents, and lessors must abide by and comply with biosecurity measures and equine health requirements imposed by the Federation, Competition Management, and local, state, and federal animal health officials.

GR871 Competition Management Biosecurity Requirements

Competition Management must ensure licensed competitions are conducted in accordance with all applicable Federation, local, state, and federal animal health requirements.

GR873 Mandatory Reporting of Febrile Horses

1. The trainer, as defined by Federation rules, or the owner if the trainer is unavailable, or the rider if the trainer and owner are both unavailable, shall notify the competition veterinarian and Competition Management as soon as possible but no later than two hours after detection of any febrile horse or pony. A febrile horse or pony is one with an unexplained temperature above 101.5°F at rest (i.e. two hours after exercise or transport). If a febrile horse or pony is detected outside of competition hours or before the competition begins, notification must occur as soon as possible but no later than one hour detection of the fever above 101.5°F.
2. Competition Management must report to the Steward/Technical Delegate as soon as possible but no later than one hour after notification.

3. The competition veterinarian must determine if isolation and/or further treatment or testing of the febrile horse or pony is appropriate.

4. Febrile horses and ponies are required to be reported to the Federation's Equine Health and Biosecurity Veterinarian. See GR874.

GR874 Isolation Plan

1. All competitions that have onsite stabling of competition horses must have in place a written isolation protocol for horses. The isolation plan must be submitted to the Federation no later than 14 days prior to the start of the competition. The isolation plan must include at a minimum the requirements enumerated in the Federation's template isolation plan available on the Federation's website.
   a. An onsite isolation stabling plan is required if the Licensee of a competition is hosting competition(s) over more than ten consecutive days at the same location. For purposes of this rule, the ten consecutive days begin the first day stabling is open for horses entering the competition venue. The number of isolation stalls required is equivalent to one percent of the previous year's horse count up to a maximum of ten isolation stalls, if the competition has more than 1,000 horses.
   b. If offsite isolation stabling is contemplated in the isolation plan, an agreement between competition management and the isolation facility is required.

2. Competition Management must report to the Federation's Equine Health and Biosecurity Veterinarian, within 24 hours, any horse identified to Competition Management as showing symptoms of infectious disease, put into isolation at the competition, or that departs the competition grounds to receive treatment for a potential infectious disease.

3. Competition Management is responsible for ensuring that all appropriate competition officials and competition staff are provided and aware of the isolation plan for horses prior to the start of the competition.

4. The isolation plan must be posted onsite during the competition.

CHAPTER 9 COMPETITION PRIZE LISTS AND ENTRIES

SUBCHAPTER 9-A PRIZE LISTS

GR901 Requirements
GR902 Class Specifications
GR903 Changes in Prize List
GR904 Entry fees

SUBCHAPTER 9-B ENTRY BLANKS

GR905 Requirements

SUBCHAPTER 9-C SUBMISSION, ACCEPTANCE, AND REFUSAL OF ENTRIES

GR906 Requirements
GR907 Agreement
GR908 General
GR909 Post Entries
GR910 Substitutions
GR911 Cancellation and Withdrawal of Entries
GR912 Unpaid Entries
GR913 Refusal of Entries
GR914 Limiting Entries
GR915 General Conditions
GR916 League, Series and Finals

© USEF 2026

CHAPTER 9 COMPETITION PRIZE LISTS AND ENTRIES

SUBCHAPTER 9-A PRIZE LISTS

GR901 Requirements

See GR1212 for procedures regarding submitting prize lists to the Federation office. The prize list of every Licensed Competition must contain the following:

1. Federation Page. This must be printed in its entirety and placed in a conspicuous position in the prize list of each Licensed Competition in typeface large enough to be easily legible. If a Licensed Competition prints a catalogue, the Federation page must be included and the competition is urged to instruct its announcer to invite the attention of spectators to this page at each session.
2. Classification of competition and level or ratings of divisions or sections on the Federation Page.
3. Entry blank, which must contain the rule to be signed by each exhibitor, rider, driver, handler, coach and trainer(s), or their agent(s). (See GR908).
4. Names of the officiating judges with the division(s) in which they will adjudicate and the names of the Federation stewards or technical delegates, provided they have accepted to serve. (See GR706.1j) Both division and sections to be adjudicated must be listed for breed division judges, provided they have accepted to serve. (See GR 706.1j)
5. List of competition officials. (See GR113).
6. The name of the Licensee (see GR133 and GR302.1h) and the name of the Chief Executive Officer or the person with the largest ownership interest.
7. The name of the Hunter and Jumper and/or Trail course designer or responsible person. Exception: Arabian, American Saddlebred, Morgan and Andalusian/Lusitano divisions.
8. The name of the veterinarian or veterinary clinic and, if on call, the phone number where the veterinarian can be reached during the competition. If not known, the prize list must state where the information will be posted during the competition. Competition management must submit to the Federation, through the Federation's Competition Dashboard, the designated competition veterinarian or veterinary clinic contact information no less than seven (7) days prior to the start of competition. If changes are made to the designated veterinarian or veterinary clinic within seven days prior to the start of the competition, competition management will not be penalized so long as it timely provides updated contact information to the Federation.
9. The following statement must be published in BOLD TYPE for all Regular Competitions; Eventing Competitions at the Modified Level or above, Combined Driving Competitions, Dressage Competitions, Endurance Rides and Vaulting Competitions:
   (See GR828.4 of the Federation rules).
   Life, senior active and junior active members shall be eligible to participate in all classes at Regular Competitions, Eventing Competitions at the Modified Level or above and Combined Driving Competitions, Dressage, Reining and Vaulting Competitions and Endurance Rides. A non-member may participate as a handler, rider, driver, owner, lessee or agent at Regular Competitions, Eventing Competitions, Dressage Competitions, Reining Competitions and Combined Driving Competitions upon payment of a Show Pass fee. Participants in the following classes are exempted from the Requirements of this rule: 1) leadline; 2) exhibitions; 3) games and races; 4) classes for 4-H members; 5) walk trot and academy classes (academy classes are classes limited to horses used regularly in a lesson program); 6) USDF introductory level tests, pas de deux and quadrille classes; and 7) assistant handlers in Dressage Sport Horse Breeding classes.
10. Complete class description and judging specifications for all classes offered that are not included in this Rule Book must either be included in the Prize List or referred in the Prize List to a conspicuous place on the competition's web site.
11. Statement as to entry fees, prizes offered in each class and Show Pass fees pursuant to GR206 which the Federation is assessing certain participants who are not current members of the Federation. If a licensed competition's prize list does not state whether or not the competition will refund entry fees in the event of cancellation of classes due to severe weather or other emergency, refunds of entry fees must be made upon written request by the exhibitor within 30 days of the cancellation. See GR832.
12. Statement as to Federation fee (see GR208.1).
13. Statement as to when and how prize money will be paid.
14. Statement concerning post entries.
15. A tentative schedule of classes, by sessions.

16. Statement as to which of the Federation Medal Classes, Federation Equitation Classes and USEF/USDF Qualifying Classes are to be offered.
17. Statement concerning a particular system of judging to be used. In the American Saddlebred Horse Division, the particular three-judge system to be used must be specified.
18. The exact date and location of competition.
19. A map and/or directions to the competition grounds.
20. For Local Competitions, the designation Local Competition must be on the cover.
21. Stabling.
    a. Statement as to type of stabling and whether stall doors will be provided.
    b. The prize list for competitions offering National or Premier rated Hunter sections must state that stabling will be offered and the cost must be included on the entry blank.
22. Statement as to method for establishing a jumping order for jumper classes.
23. Statement as to method for breaking ties for other than first place in jumper classes.
24. The prize list for competitions offering A rated sections, National or Premier rated hunter sections, and/or Jumper sections of $10,000 or more, must be printed and available to exhibitors at least 21 days prior to the closing date of entries. For competitions offering a Jumper Class of $25,000 or more, the prize list must be printed and available to exhibitors at least 30 days prior to the closing date of entries. Upon request, a copy of the competition's prize list must be provided by mail at no cost to the exhibitor.
25. All competitions must state the type of footing available in warm-up areas and competition arenas. The dimensions of the competition arenas must also be stated.
26. Competitions offering Dressage or Western Dressage classes must state the type of footing available in Dressage or Western Dressage warm-up arenas and Dressage or Western Dressage competition arenas.
27. If Jumper sections are offered which are not covered within the definitions contained in Chapter JP, full specifications (including eligibility requirements) must be contained in the prize list.
28. If Championships are offered in the Jumper Division, the prize list must state the method of determining those Championships (see JP110). If the Jumper Division offers Stake Classes, or other classes for which horses must qualify during the competition, the means of determining qualification must be stated in the prize list.
29. GR1301.7 and GR1301.8 must be published in the prize list in its entirety.
30. If local laws are more restrictive than the requirements of GR801 relating to protective headgear, the Licensee is required to publish the more restrictive local law (which shall control) in the prize list.
31. At competitions where the official veterinarian is on call, the prize list must include the time period when the veterinarian will be available to conduct measurements. If the veterinarian is required to measure at any time other than as stated in the prize list, the owner is responsible for paying veterinarian fees. See DR135.4-5 for more information on measurements at Dressage Competitions.
32. The Federation Prize List must direct competitors to the FEI Definite Schedule for information on FEI classes or include the FEI Definite Schedule in the Prize List. The Federation Prize List may identify the FEI Event Category (ies), Level (i.e. CSI2*, CDI-W, etc.), and include the FEI classes in the tentative time schedule but for all other FEI technical information, competitors must be directed to the FEI Definite Schedule. Individual discipline omnibus' are exempt from this rule provided they direct competitors to the FEI Definite Schedule.

GR902 Class Specifications

1. All classes offered at Licensed Competitions for which specifications appear in the Rule Book must be governed by current specifications, to the end that uniformity will prevail in the competition and in the adjudication. To cover any omission it is recommended that the prize list contain the following statement in a prominent position: "EVERY CLASS OFFERED HEREIN WHICH IS COVERED BY THE RULES AND SPECIFICATIONS OF THE CURRENT FEDERATION RULE BOOK WILL BE CONDUCTED AND JUDGED IN ACCORDANCE THEREWITH."
2. A Licensed Competition is not limited to classes listed in the Rule Book. If a special class is offered which is not included in the Rule Book, the prize list or competition web site must furnish detailed specifications.
3. All classes (rated or unrated) to be held on a Federation licensed date are governed by all applicable Federation rules. No unrecognized classes can be held on any Federation licensed date, except
    a. Horse Trials at Eventing Competitions below the Modified Level,
    b. Eventing Tests at all levels
    c. Classes at Regular or Local Competitions restricted to breeds or disciplines whose rules are not included in the USEF rulebook
    d. Non-affiliated National Breed or discipline association classes

© USEF 2026

e. Vaulting levels/classes below A-Teams, B Teams, C Teams, Senior Teams, Junior Teams, Gold, Silver, Bronze, Senior and Junior Individuals, and Pas de Deux and Junior Pas de Deux.
f. Academy classes
g. Qualifying classes for Youth Reining classes or Reining classes at USA Reining and NRHA approved competitions.
h. Exhibitions for which there are no breed or division rules
i. Hunter/Jumper competitions designated “Outreach” competitions by USHJA are limited to either one competition day or multiple competition days with a maximum of two competition rings (one hunter ring and one jumper ring) per day.
j. These above named classes/levels can be held as unrecognized only provided a separate entry blank is used and the prize list and/or Omnibus clearly states that the classes are not recognized by the Federation. See GR301.
k. Exception: FEI rules take precedence as to international classes and events over Federation rules at all FEI Sanctioned Competitions. Federation rules take precedence as to national classes and events which are not FEI Sanctioned at FEI Sanctioned Competitions. In connection with Endurance Riding Events, the Federation shall nationally enforce the prohibition of the gastric ulcer medications ranitidine and meprazole, in accordance with GR410. See GR301.

GR903 Changes in Prize List

If the prize list must be changed after it has been distributed to potential exhibitors the following procedures must be followed. Notification of specific changes to a prize list must be made to the Federation and exhibitors via email or mail as well as being posted on a competition’s website. This will serve as notification for the requirements of this rule. In the cases where electronic communication is not available, then notification must be made as specified under this rule.

1. If errors are discovered or changes made up to 10 days prior to the closing of entries, notify potential exhibitors in writing of the specific changes.
2. If errors are discovered or changes made after that date, notify exhibitors on receipt of entries, and in writing when they arrive at the competition of the specific changes.
3. If classes are omitted or premiums decreased, notify only affected exhibitors 5 days prior to the competition in writing, by e-mail or by wire, thereafter these classes cannot be reinstated. In this instance, entry fee refunds must be given in all cases. (For Jumper Division, see JP108.2)
4. If classes are added or premiums increased, unless required under division rules, notify potential exhibitors in writing, by e-mail or by wire at least 5 days prior to the competition. Post entries must be accepted in such classes without a post entry penalty fee.
5. If the change in (3) or (4) adds a new division or section or alters a division’s or section’s rating, permission therefore must be obtained from the Federation at least 30 days prior to adoption.
6. Competitions are allowed to add additional classes from the following divisions as competition management deems necessary: Andalusian/Lusitano, Arabian, Connemara, Friesian, Hackney, Morgan, National Show Horse, Roadster, Paso Fino, Saddle Seat Equitation, American Saddlebred and Shetland. Unrated Hunter classes may be added as competition management deems necessary. If classes are added less than 5 days prior to the competition (See GR904.4), competition management must advise exhibitors of the additions upon check in, post notices in the competition office, and make the appropriate announcements during the competition.

GR904 Entry fees

An established entry fee figure must be clearly stated in the prize list for all Hunter classes. Once that figure has been printed it may not be changed regardless of the number of entries shown.

SUBCHAPTER 9-B ENTRY BLANKS

GR905 Requirements

1. The entry blank of each Licensed Competition must contain the name, age (if nine years or over, the term aged may be used), sex, color and in case of all horses four years old or over, the height of each horse entered in any class.

This information is not required for Four-in-Hand, Team, Collection, Championship and other classes in which the conditions state that the entry need not be named.

2. For disciplines recognized by the FEI at non-breed-restricted events, the entry blank of each Recognized competition must contain the citizenship of the riders, drivers and vaulters.
3. The entry blank must contain a space for an emergency contact phone number.
4. The entry blank or prize list of each licensed competition must contain the following statement ("Federation Entry Agreement"), printed as below; failure of a Licensed competition to print this rule on every entry blank or prize list and to require that the entry blank be signed constitutes a violation of the rules and the competition is liable to penalty under GR707. If the Federation Entry Agreement is printed only in the prize list, the entry blank must contain the following abbreviated statement in lieu of the entire rule:

Federation Entry Agreement

I have read the United States Equestrian Federation, Inc. (the "Federation") Entry Agreement (GR906.4) as printed in the Prize List for [insert name here] ("Competition") and agree to all of its provisions. I understand and agree that by entering this Competition, I am subject to Federation Rules, the Prize List, and local rules of the competition. I agree that the Competition and/or the Federation may use all photos and other likeness of me and my horse taken from the Competition for non-commercial use and I waive any rights in connection with that use. I agree that any actions against the Federation must be brought in New York State.

The complete statement is as follows:

FEDERATION ENTRY AGREEMENT By entering a Federation-licensed Competition and signing this entry blank as the Owner, Lessee, Trainer, Manager, Agent, Coach, Driver, Rider, Handler, Vaulter or Longeur and on behalf of myself and my principals, representatives, employees and agents, I agree that I am subject to the Bylaws and Rules of the United States Equestrian Federation, Inc. (the "Federation") and the local rules of the competition.

I agree to be bound by the Bylaws and Rules of the Federation and of the competition. I will accept as final the decision of the Hearing Committee on any question arising under the Rules, and agree to release and hold harmless the competition, the Federation, their officials, directors and employees for any action taken under the Rules.

I represent that I am eligible to enter and/or participate under the Rules, and every horse I am entering is eligible as entered.

I also agree that as a condition of and in consideration of acceptance of entry, the Federation and/or the Competition may use or assign photographs, videos, audios, cable-casts, broadcasts, internet, film, new media or other likenesses of me and my horse taken during the course of the competition for the promotion, coverage or benefit of the competition, sport, or the Federation. Those likenesses shall not be used to advertise a product and they may not be used in such a way as to jeopardize amateur status. I hereby expressly and irrevocably waive and release any rights in connection with such use, including any claim to compensation, invasion of privacy, right of publicity, or to misappropriation.

If not currently a USEF Active Competing member or Subscriber and competing only in classes that are exempt from membership requirements, I acknowledge and agree that I will be enrolled at no cost as a USEF Fan and my USEF Fan Account will continue to annually automatically renew unless and until USEF determines in its sole discretion to terminate my Fan account. Additionally, I acknowledge that the benefits of a USEF Fan are subject to change without notice.
The construction and application of Federation rules are governed by the laws of the State of New York, and any action instituted against the Federation must be filed in New York State. See GR908.4.

SUBCHAPTER 9-C SUBMISSION, ACCEPTANCE, AND REFUSAL OF ENTRIES

GR906 Requirements

1. When Entries are based strictly on a first-come, first-served basis: if the prize list restricts entries to mailed entries it must specify that entries may only be received by mail postmarked on or after a specified date which must be at least two weeks subsequent to the issuance of the prize list; if entries are to be made by other means (e.g. by hand, by fax, email or other electronic submission) that must be clearly specified in the prize list together with the earliest date for receipt which must be at least two weeks subsequent to the issuance of the prize list; competition management must maintain and make available for examination accurate records regarding proof of receipt of entries (e.g. postmarks, fax, email and other electronic transmittal records, hand delivery receipts); the prize list must further specify that

entries will be accepted based solely on the priority of receipt of entries, and that ties regarding entries received at any time on the same day will be broken by lot on a date, time and location specified in the prize list with the right of any potential entrant to be present in person or by representative at the drawing of lots.

2. In Breeding classes (except Dressage/Sport Horse Breeding), provided a stud book exists for the horse in question, each horse must be registered in the recognized stud book of the breed and its registered number, sire and dam must be given on the entry blank. Horses competing in Dressage Sport Horse Breeding (DSHB) classes are not required to be registered with any stud book, but if a horse is registered with any breed, the name of the breed, sire, dam, dam sire and breeder must be given on the entry blank. For unregistered horses competing in DSHB classes, the above information is strongly recommended, if available.
3. Horses over two years of age must be named and the same name must be listed in all classes except those that permit nominations after the close of entries. If a horse has been recorded it must be entered under its original recorded name unless the name has been officially changed under the provisions of GR1101. It must also be entered under the name of the owner or lessee of record, or of the registered exhibitor name, which must appear in the catalogue. When entered by an agent, the owner's name or lessee's name must also be given.
4. Misrepresentation of a horse's identity, name, height, age, eligibility for the class, registered or recorded number or other information on an entry blank for the class in question results in the exhibitor's forfeiture of any ribbon, trophy, cash prize or other award won by such misrepresented or substituted animal. For Dressage Competitions, any documentation such as negative EIA certification that is required for entry to a competition must list the same horse name and description as is listed on the entry blank and on the USEF horse identification or recording documents. The exhibitor is liable for further penalty as described in GR703.
5. Misrepresentation of the identity of the trainer responsible for the training, custody or performance of a horse by any person shall constitute a violation of the rules (see also GR148).

GR907 Agreement

1. Every entry at a Licensed Competition constitutes an agreement that the person making it, owner, lessee, trainer, manager, agent, coach, driver, rider, handler, vaulter, lungeur, and the horse are subject to the Bylaws and the rules of the Federation and the local rules of the competition. Exhibitors are cautioned to abide by restrictions concerning exhibiting horses before judges as provided for in GR1304. Participants utilizing an online entry system for a Licensed Competition do so with the agreement that they have read the Official Prize List and agree to follow all the class specifications, requirements and conditions in the Official Prize List.
2. Every exhibitor, rider, driver, handler, vaulter, lungeur, coach and trainer or their agent(s) must sign an entry blank. In the case of a rider, driver, handler, vaulter or lungeur under the age of 18, their parent or guardian, or if not available, the trainer, must sign an entry blank on the minor's behalf. Unless specifically provided otherwise by law, any of the above persons may alternatively sign an entry blank in electronic form which shall have the same validity, force and effect as a signature affixed by hand. If any of the above persons fails to do so, their first entrance into the ring as an exhibitor, rider, driver, handler, vaulter or lungeur shall be construed as their acceptance of the rules of the competition involved and of the Federation and shall ipso facto render them subject to said rules. Upon the failure of an owner, trainer, rider, driver, handler, vaulter, lungeur, coach or agent(s), or parent or guardian or trainer of a minor rider, driver, handler, vaulter or lungeur, to sign an entry blank as required, and upon confirmation of any such violation(s) by the steward or secretary of the competition, such person(s) shall be subject to an automatic fine of $250 imposed for each such violation.
3. Violation of the rules in connection with entries may be cause for disqualification of the exhibitor, rider, driver, handler, vaulter, lungeur, coach and trainer by the Directors of the Licensed Competition (see GR1218.4) and for report to the Federation.
4. The Federation, incorporated in 2003, is a New York Not-For-Profit corporation. Pursuant to Bylaw 701.2, the construction and application of Federation rules are subject to the laws of the State of New York. It is expressly agreed by and between the Federation and its members and any other persons in any way participating or in any way seeking to participate in a Licensed Competition or otherwise utilizing or seeking to utilize the privileges or services of the Federation, that any lawsuit (except for an arbitration pursuant to Bylaw 705 of the Federation) brought against the Federation by or on behalf of any such member (whether or not still a member at the time such suit is brought), or by or on behalf of any such person, shall be commenced and adjudicated only in the United States District Court for the Southern District of New York or in the Supreme Court of the State of New York, County of New York, to the exclusion of the courts of any other jurisdiction or venue.
5. Competition Organizers must obtain from every exhibitor, coach, trainer, owner, rider, driver, vaulter, lungeur, and handler an executed Federation Release, Assumption of Risk, Waiver, and Indemnification Agreement as a condition

for the participant's entry to participate in a USEF Licensed Competition. State specific form agreements can be found on the Federation's website.

6. All USEF fees appearing on the entry blank must be grouped together in one section of the page, preferably in a box separating them from other fees.

GR908 General

1. Entries must be made in writing and signed by the (1) exhibitor (2) the rider, driver, handler, vaulter or longeur, (3) the trainer, and (4) the coach, if applicable, or by the agent(s) of such person(s) and must be accompanied by funds to cover entry fees, stall fees and Federation fee (see GR208.1). In the case of a rider, driver, handler, vaulter or longeur under 18, his/her parent or guardian, or if not available, the trainer, must sign an entry blank on the minor's behalf. Or: by transmitting the required entry data to a designated collection agent via the internet, accompanied by a valid credit card payment to cover entry fees, stall fees, Federation fee (see GR208.1) and applicable processing fees, and including the name(s) of the (1) exhibitor, (2) rider, driver, handler, vaulter or longeur, (3) the trainer, and (4) the coach, if applicable. The secretary of the competition will accept such an entry as complete (see a.1 below).
   a. In the case of on-line entries, no competition number will be issued until the Competition Secretary has received an entry form, the signatures of the (1) exhibitor, (2) the rider, driver, handler, vaulter or longeur, (3) the trainer, and (4) the coach, if applicable, or of the agent(s) of such person(s). In the case of a rider, driver, handler, vaulter or longeur under 18, their parent or guardian, or if not available, the trainer must sign an entry blank on the minor's behalf.
   b. Submission of on-line entry accompanied by a valid credit card or other type of electronic payment shall be construed to be acceptance by the person(s) named in the entry of the provisions of GR906-GR908 and GR911-GR914.
   c. Electronic signatures on an entry form and in online entry systems must be submitted and accepted in compliance with applicable laws in the location where the competition is held.
2. In the event that a catalogue contains a statement as to an entry not in accordance with the exhibitor's original entry blank, it is the duty of the Show Committee or Competition Management to take all steps necessary, including public announcement, to correct the error, giving precedence to the exhibitor's entry blank and not the catalogue in error, as authority.
3. In the Dressage or Western Dressage Division and for open dressage or western dressage classes at Regular and Local Competitions, all entries received by the closing date of entries shall be acknowledged by the competition secretary. (Note: This would include DSHB, but not breed-restricted dressage classes.)

GR909 Post Entries

1. Post entries are any entries made after the advertised closing date.
2. Post entries should not be encouraged in classes listed in the prize list since this practice often results in unfair competition, confusion during the competition, inability to collect the proper fees, extreme difficulty in recording winnings of horses not listed in the catalogue and disruption of the time schedule. Furthermore, the exhibitor and his horses are worthy of having their names in the program. In the interest of good sport, a Show Committee or Competition Management is strongly urged to require that entries be made in advance and printed in the catalogue. This does not apply, however, to classes in which the prize list states that post entries will be accepted, such as pairs of saddle horses, hunt teams, etc.
3. When a Licensed Competition does not accept post entries it must be stated in the prize list and no exceptions can be made.
4. When a Licensed Competition does accept post entries it must be stated in the prize list and post entries can only be accepted prior to the starting of the class and upon signature of exhibitor or his agent and trainer.

GR910 Substitutions

1. Substitution of a horse may not be made after the announced date of the closing of entries, except in classes where more than one horse represents an entry (i.e., Pairs, Teams, Tandems). In such cases substitution of one horse may be made provided a veterinarian's certificate of disability is submitted. (Exception: Friesian) (Local Competitions exempt).

2. If a horse is sold or injured after the closing of entries, Competition Management may allow an exhibitor to post enter another horse in the same class but the new entry must be given another number.
3. Substitution of a rider or driver or longeur may be made during a class only under the following conditions:
   a. in case of injury to or illness of the original rider or driver or longeur;
   b. in a Combination class unless the prize list states that the same rider or driver is required for the entire class;
   c. in a Reining division when one rider may show several horses in the individual workout. See RN101.5.
4. Substitution of rider is not allowed in Equitation classes.

GR911 Cancellation and Withdrawal of Entries

1. A Licensed Competition may adopt its own policy covering the refunding of fees to an exhibitor who cancels his entries after the official closing date and prior to the competition's beginning. If a Licensed Competition does not specify its refund policy in the prize list, refunds are required to be made for entries cancelled before the competition begins, upon written request by the exhibitor within 30 days of the competition.
2. A Licensed Competition can set the penalty governing an exhibitor who is permitted to cancel his entries or withdraw from the competition. Such penalty applies only at the competition in question. See GR1305.
3. Competition management must refund any entry fees, (stabling and processing fees exempted) paid in advance by an exhibitor for any horse(s) which is subsequently named to an official US team, participation on which will prevent them from competing in that competition.
4. After the competition starts, if a rider is unable to compete due to illness or injury, class fees will be refunded upon presentation of a doctor's certificate unless otherwise stated in prize list. Stall fees and office fees need not be refunded.

GR912 Unpaid Entries

1. Any Competition Licensed or endorsed by the Federation which accepts entries without the payment of the required fees, does so at its own risk and the Federation will not be responsible for the collection of fees (See also GR1213.10). However, if a person makes payment for fees which is not negotiable, the Licensed Competition, after first contacting the individual at least once in writing (with delivery confirmation), may report the name and address of the person in writing to the Federation within 150 days of notification of denied payment, (See GR1213.1) giving the names of the horses and the names and complete addresses of the owners for which the non-negotiable funds were to cover, a copy of the entry blank, a copy of the front and back of the check or receipt with credit card information and signature, and a copy of the delivery confirmation showing the competition's attempt to notify the individual of the non-negotiable payment. The amount of all fees for each horse must be itemized. On receipt of such notice, the Federation will notify said person, of their indebtedness to the competition as well as the imposition of a processing fee payable to the Federation. If the person fails to make settlement with the competition and/or the Federation within 30 days from the date of the notice from the Federation, they will be fined the additional sum of $250 payable to the Federation and the person and any horses owned by them and any horses and/or persons for which the non-negotiable sums have been paid will automatically be barred from taking any part whatsoever in any competition Licensed or endorsed by the Federation until settlement is made both of indebtedness to the competition and to the Federation. If the indebtedness to the competition is paid within thirty days of the notice from the Federation and only the $50 processing fee is not paid to the Federation within that timeframe, the Federation will assess a $250 fine and the suspensions as referenced above will remain until the debt to the Federation is paid in full. Publication of the suspension will be published on the Federation's website. Exception: Persons who are engaged to compete on horses owned by individuals with whom they have no current business relationship regarding the ongoing training, care, custody, or control of the horse are not responsible for indebtedness under this rule provided that said persons have not tendered the non-negotiable payment.
2. If the person disputes that the amounts in question are owing or unpaid, they may request a review of these issues before the Co-Chairs of the Hearing Committee or their designees provided a written statement specifying the grounds for a procedural review, accompanied by a fee (which will be refunded if the dispute is settled in favor of said person) is received at the Federation's office within said 30 day period. The Co-Chairs of the Hearing Committee or their designees are the only body that can waive the fines assessed as the result of this rule.
3. In the event a person is reported three or more times for making unnegotiable payment for entry fees, etc., to any competition Licensed or endorsed by the Federation, they will be, after a hearing, subject to further disciplinary action.

GR913 Refusal of Entries

1. In addition to entries of persons suspended or expelled from the Federation, a Licensed Competition may refuse any entry of an exhibitor or the participation of any agent, trainer, rider, driver or handler who has shown an objectionable attitude or behavior at a Licensed Competition or towards its management, which management is able to substantiate, or previous unsportsmanlike behavior at a Licensed Competition which management is able to substantiate.
2. A competition licensed by the Federation and an affiliate association may refuse the entries of horses and riders in Maiden, Novice, Limit and Green classes if they are ineligible under the rules of the Affiliate Association, except for:
   a. A class open to horses in a specified area (Examples: State Championship, New England Championship, and Kentucky-bred horses).
   b. A class where the winnings form part of a total score in a competition for a trophy,
   c. Classes in which the identical award may also be competed for at another Licensed Competition.
   d. Classes counting for USEF Horse of the Year Awards.
3. If a horse is withdrawn or eliminated from competition during a horse inspection at any FEI licensed competition, it is prohibited from competing at any concurrently held Federation licensed competitions.

GR914 Limiting Entries

For Hunter and Jumper competitions see HJ125 - 126.

1. Management can limit the number of horses entered by an owner and the number of horses ridden by a rider.
2. Any competition that sets restrictive criteria for accepting entries and/or offers classes or events which are part of a league, series or other ranking or award system must do so by meeting the applicable requirements described below:
   a. Based strictly on a First-Come, First-Served basis (See GR907.1) under this method the prize list must be distributed at least two weeks prior to close of entries to any person requesting a prize list as well as at least three times the number of potential entrants as there will be entries accepted.
   b. Qualification based only on winnings or participation: (i.e., ribbons and/or prize money or dressage scores during a specified time period, of at least eight (8) consecutive weeks' duration, established by Competition Management and published in the prize list or otherwise prior to the end of the specified period. (See applicable breed/discipline rules for further requirements under this rule).
   c. By CEO Approval: Any other competition wishing to set restrictive criteria for accepting entries other than as specified above must make written application to the Federation CEO, accompanied by a nonrefundable fee, at least 120 days prior to the event detailing the criteria being requested. The Federation office may refer the application to the appropriate discipline or other committee for its recommendation regarding the application prior to the application and any recommendation being considered by the CEO. The CEO will consider such recommendations and may approve any such applications in their discretion and may condition any such approval in their discretion, and must require, if approved, that there be publication in the prize list or otherwise of such restrictive criteria sufficiently in advance of the closing date of entries, where appropriate, for all interested to have a fair opportunity to enter.

GR915 General Conditions

Except as permitted by the FEI for FEI recognized classes, all entries at a Licensed Competition must be on the same basis. A competition cannot give free or reduced entries, free or reduced transportation or other expenses to one exhibitor unless the same privileges are extended to all exhibitors in the same section or subset of competitors. The requirements to obtain these privileges must be advertised to all potential exhibitors. No fees may be imposed that are not listed in the prize list.

Competition Organizers must obtain from every exhibitor, coach, trainer, owner, rider, driver, vaulter, lungeur, and handler an executed Federation Release, Assumption of Risk, Waiver, and Indemnification Agreement as a condition for the participant's entry to participate in a USEF Licensed Competition. State specific form agreements can be found on the Federation's website.

United States Equestrian Federation, Inc. Entry Agreement

I have read the United States Equestrian Federation, Inc. (the “Federation”) Entry Agreement (GR906.4) as printed in the Prize List for this Competition and agree to all of its provisions. I understand and agree that by entering this Competition, I am subject to Federation Rules, the Prize List, and local rules of the competition. I agree to waive the right to the use of my photos at the competition, and agree that any actions against the Federation must be brought in New York State.

GR916 League, Series and Finals

1. Leagues, Series, and Finals:

   a. Definitions:

      i. “Finals” means any championship, trophy or other award final, league or series final or other final class or final event with entries based upon the outcomes of earlier contests.

      ii. “System” means classes or events which are part of a league, series, ranking/tracking lists or championship, final trophy, or other award system, whether generated or tracked by a computer program or otherwise.

      iii. “League” means a group of competitions held over a period of time leading up to a League Finals.

      iv. “Series” means two or more competitions held in succession leading up to a Series Finals.

      v. “Circuit” means two or more competitions held in succession leading up to end of circuit awards which are based only on the outcomes of the “circuit” of competitions.

   b. All of the following requirements must also be met:

      i. The League or Series which offers more than $10,000 in total prize money in each Federation division, including cash and/or in-kind prizes, must be registered with and approved by the Federation and pay the applicable fee. Circuits as defined above do not have to register with the Federation unless the end of circuit awards offer more than $10,000 in total prize money in each Federation division, including cash and/or in-kind prizes.

      ii. All the qualifying classes must be held at Federation licensed competitions, unless otherwise approved by the Federation’s Chief Executive Officer. If qualifying classes are held at competitions not licensed by the Federation, the organizer must enter an agreement with the Federation to comply with all Federation requirements.

      iii. The League or Series must award the qualifying classes to licensed competitions on an equal basis. If a licensed competition meets the requirements to hold a qualifying class and wishes to do so, it must be given the opportunity.

      iv. The principal of the organization or individuals financially responsible for the League or Series must be Federation Senior Active Members, and must agree to be bound by and comply with all applicable Federation rules in the conduct of the System and its application in the League or Series.

      v. If there is an award category for classes in the League or Series and the above requirements are met, HOTY points will be awarded for the qualifying classes and for the Finals held at licensed competitions.

      vi. If the Finals of a League, Series, or other ranking System are not held at a licensed competition, HOTY points for the finals will not be awarded.

CHAPTER 10 LICENSED OFFICIALS

SUBCHAPTER 10-A APPLICATION PROCESS

GR1001 Duties
GR1002 Applications
GR1003 Procedural Review

SUBCHAPTER 10-B General rules and fees

GR1004 General
GR1005 Officiating Eligibility and Guest Cards
GR1006 Apprentice

SUBCHAPTER 10-C CLASSIFICATIONS - JUDGES

GR1007 General
GR1008 Senior Judge
GR1009 Registered Judge
GR1010 Recorded Judge
GR1011 Special Judge

SUBCHAPTER 10-D CLASSIFICATIONS - STEWARDS

GR1012 General
GR1013 Registered Steward
GR1014 Recorded Steward
GR1015 Special Steward

SUBCHAPTER 10-E CLASSIFICATIONS - TECHNICAL DELEGATES

GR1016 General
GR1017 Senior and Registered Technical Delegates - Eventing and Dressage
GR1018 Recorded Technical Delegates - Eventing and Dressage
GR1019 Driving Technical Delegates
GR1020 Vaulting Technical Delegates

SUBCHAPTER 10-F CLASSIFICATIONS - COURSE DESIGNERS

GR1021 General
GR1022 Jumper Course Designers
GR1023 Hunter Course Designers
GR1024 Special Hunter Course Designer
GR1025 Special Jumper Course Designer
GR1026 Eventing Course Designers
GR1027 Combined Driving Course Designer

SUBCHAPTER 10-G CLASSIFICATIONS - OTHER

GR1028 Assigned Steward or Technical Delegate
GR1029 Para-Equestrian Classifier
GR1030 Certified Schooling Supervisor

SUBCHAPTER 10-H REGULATIONS GOVERNING OFFICIALS

GR1031 General

GR1032 Judges

GR1033 Stewards and Technical Delegates

GR1034 Special Duties of a Technical Delegate

GR1035 Special Duties of Para-Equestrian Classifiers

GR1036 Special Duties of Endurance Stewards

GR1037 Warning Card System

GR1038 Conflicts of Interest and Restrictions - Licensed Officials

GR1039 Conflicts of Interest and Restrictions - Judges (See also GR107 and GR1304)

GR1040 Conflicts of Interest and Restrictions - Stewards and Technical Delegates (See also GR107 and GR1304)

GR1041 Conflicts of Interest – Para-Equestrian Classifiers

SUBCHAPTER 10-I LICENSE APPLICATIONS, ENROLLMENT, PROMOTION, AND MAINTENANCE

GR1042 Clinic and Officiating Requirements

CHAPTER 10 LICENSED OFFICIALS

SUBCHAPTER 10-A APPLICATION PROCESS

GR1001 Duties

The Federation will act upon every completed application for enrollment, annual renewal, promotion, recommendation to the FEI, and change of status of judges, course designers, stewards and technical delegates. The Federation will issue a license to each approved applicant. Licenses are valid for the current competition year only. Decisions of the Licensed Officials Committee are subject to the approval of the Federation.

GR1002 Applications

1. The Federation will review all applications and take an action on the application, including but not limited to an approval, denial, or administrative hold.
2. If the Federation administers the education program for a license on behalf of an Affiliate, the Federation may solicit recommendations from the applicable Breed/Discipline Committees, Recognized National and FEI Affiliates and others as it deems appropriate. If the Federation does not administer the education program for a license on behalf of an Affiliate, the Federation will not solicit recommendations from the applicable Breed/Discipline Committees, Recognized National and FEI Affiliates, or others. The Federation may consider any recommendations received, along with competition reports, Licensed Officials Evaluations, and any other relevant information submitted to the Federation, whether solicited by the Federation or submitted by the Recognized Affiliate or others deemed appropriate.
3. In the Federation's sole discretion, unless warranted, applications will not be denied outside of an applicant's failure to meet the minimum licensing requirements, as outlined in the Federation's Licensed Officials Policies and Procedures.
4. The Federation may in its discretion revoke a current license, place a license on probationary status, reduce a license by one level, temporarily suspend, or refuse to renew an official's license at its expiration following a hearing with at least ten days written notice to the official in question who shall have the right to appear, to be represented, and to bring witnesses. The Federation shall issue its written ruling specifying the substance of the Federation's reasons for said decision. The Federation may consult with the applicable Recognized National or FEI Affiliate before taking a final action.
5. The Federation, in its discretion, may reinstate an official who has allowed their license to lapse for one year or may require the official to reapply.
6. All applications whether for enrollment, renewal, promotion, change of status, or recommendation to the FEI shall contain a statement to be signed by the applicant, indicating that the applicant has read and understands the rules governing the application process, and agrees to be bound thereby.

GR1003 Procedural Review

1. Any person whose application for enrollment, renewal, promotion, change of status, or recommendation to the FEI has been denied may request a procedural review by the Hearing committee Co-Chairs, or their designees, provided that the request is made in writing to the Federation within 30 days of the determination, specifying the ground for the procedural review.

SUBCHAPTER 10-B GENERAL RULES AND FEES

GR1004 General

1. Any written agreement between the Federation and another National Federation regarding requirements for licensed officials shall supersede these rules.
2. With the exception of those who have been issued Guest and/or Special Cards (see GR1005, GR1011, GR1015, GR1024, and GR1025), only licensed officials in good standing may officiate at Licensed Competitions in those divisions covered by the rules and specifications of the current Rulebook.

a. Unless stated otherwise, judges for Exhibition classes for Breed, hunter, jumper, or Western are not required to be licensed by the Federation nor is the competition required to obtain a guest card for the judge.

3. All Federation national and FEI officials must be Federation Competing Members.

GR1005 Officiating Eligibility and Guest Cards

1. A judge licensed in a division restricted to one breed may judge all classes restricted to entries of that breed even though the judge may not be licensed in the divisions for all types of classes offered. Exceptions:
   a. A licensed Dressage judge must judge Dressage classes.
   b. Sport Horse classes in the Arabian, Half-Arabian and Anglo/Arabian Division must be judged by:
      1. Federation licensed Dressage Judge, Dressage Sport Horse Breeding Judge, Hunter or Jumper Judge, or
      2. Senior Equestrian Canada Dressage, Hunter, or Jumper Judge with a Guest Card, or
      3. Senior EC licensed Arabian Judge with an AHA Sport Horse Specialty Card and a Guest Card at non-Regional Championships or non-National Championship competitions, or
      4. Federation Arabian Judge with an AHA Sport Horse Specialty Card at non-Regional Championship or non-National Championship competitions, or
      5. Dually licensed Senior Equestrian Canada Arabian Judge, who also holds an EC Dressage, Hunter, or Jumper license (of any license level), with a Guest Card.
   c. Refer to GR1005.36 for Western Dressage.
2. In classes restricted to entries of one breed, (i.e. Arabian, Morgan, Friesian), a judge licensed in a specific division (i.e. Hunter, Saddle Seat Equitation, Reining) may officiate the classes and sections at that competition in which they are licensed. In this case, a Guest Card is not required, nor is a Special Judge Card required for judges licensed in a specific division in order to judge these classes.
3. The following individuals shall comply with the background check and training requirements of USEF Safe Sport Policy:
   a. All Federation Licensed Officials, including Guest Judges, Certified Eventing Cross Country Course Designers, and Certified Schooling Supervisors;
   b. All individuals seeking FEI licensure through the Federation;
   c. Current Federation FEI officials; and
   d. All foreign FEI officials officiating in national classes in more than two Federation licensed and/or endorsed competitions within the same Federation competition year.
4. It is the responsibility of the Licensed Official to ensure that they are eligible to officiate by complying with all licensure and memberships requirements prior to first day of competition.
5. Judges licensed by the FEI are eligible to officiate in Federation Licensed Competitions in the division in which they are licensed (Exception: Vaulting). Guest Cards are not required.
   a. Dressage: See GR1005.13
6. Guest Cards and Restrictions
   a. A Guest official is a Federation Competing Member 21 years of age or over not enrolled as an official in a particular division, to whom the Licensed Officials Department may grant permission to officiate in that division upon the request of a Licensed Competition and for that competition only. The fee is not refundable. The application must be made on the official form and accompanied by the required fee. The statement on the form that the competition holds itself responsible that the individual applied for is familiar with the Federation rules and is capable to adjudicate as requested must be signed by the competition manager.
   b. Notwithstanding the above, a full membership fee is not required for Guest Cards issued for classes in which the Federation does not have division rules or license officials and the applicant is not a Federation member, provided that a Show Pass fee for each such guest official accompanies the application in addition to the guest official fee.
   c. The application for a Guest Card must be received in the Federation office at least 21 days prior to the start of the competition. In cases where the Guest Card application is received prior to the competition, but less than 21 days prior, the competition must pay a processing fee. If management disputes that the application was not timely filed or that the above fee is not properly owing, it may appeal in writing to the Federation within 30 days of management's receipt of the Federation's notice of fee, specifying the grounds for the appeal. The Federation's CEO or their designee, a special committee appointed by the

President or the Hearing Committee will consider the appeal and may waive a part or all of the fee upon a finding of good cause why the application was not timely filed and/or a finding that extreme hardship results from the fee.

d. Guest Card applications must be received before the first day of the competition to be considered.
e. Guest Cards will not be issued to anyone whose application for enrollment, re-enrollment, promotion, or change of status has been denied by the Federation in the respective division in which the Guest Card is applied for.
f. Guest Cards are required for officials with foreign national licenses provided they have Senior status with their own federation and are officiating in the division for which they are licensed by their federation.
    1. Dressage: Foreign national judges are not eligible to officiate in the dressage division. See GR1005.14
g. Guest Cards will not be granted to any person more than twice in a lifetime in a particular division without the approval of the Federation's Licensed Officials Committee Chairman or their designee and any two members of the Federation's Licensed Officials Committee, unless outlined differently in these rules.
h. There is no limit to the number of Guest Cards an official may receive for classes recognized by a national breed or discipline association and for which the Federation has no division rules and does not license judges.
i. See GR1005.7-GR1005.37 for Guest Card restrictions and limitations within each division.

7. Andalusian/Lusitano
    a. A Federation Andalusian/Lusitano, Dressage, Driving, Hunter, or Jumper judge must officiate Andalusian/Lusitano Sport Horse classes.
    b. A Technical Delegate is not required for Andalusian/Lusitano Sport Horse classes.
    c. There is no limit to the number of Guest Cards an official may receive for Andalusian/Lusitano foreign experts.
8. Arabian
    a. Regional Shows and National Championships classes must be judged by a Federation Registered ('R) Arabian Division judge or a Senior Equestrian Canada (EC) judge who is on the AHA Recognized Judges List as an accredited National/ Regional judge.
        1. Exception: AHA "Specialty" classes: Working Hunter/Hunter Hack, Jumper, Cutting, Dressage, Western Dressage, Hunter/Jumping Seat Equitation, Saddle Seat Equitation, Reining Seat Equitation, Reining, Working Cow, Reined Cow Horse, Herd Work, Ranch Horse, Trail, Carriage Pleasure Driving, Breeding/In-Hand, and Sport Horse. Detailed specifications for these sections can be found in the AHA Handbook. Refer to the EC Guest card chart for EC eligibility.
        2. There is no limit to the number of Guest Cards an official may receive for Arabian Specialty carded judges (i.e. Reining, Working Cow Horse, Trail).
    b. Breeding/gelding in-hand - Guest cards will only be granted to foreign breeding experts and/or those holding a Specialty Card with the Arabian Horse Association. A list of foreign experts will be maintained by the Federation Licensed Officials Department. There is no limit to the number of Guest Cards an official may receive for Arabian foreign breeding experts.
    c. Reining – Judges licensed by the National Reining Horse Association (NRHA) and/or the National Reined Cow Horse Association (NRCHA) and/or those holding a Specialty Card with the Arabian Horse Association may officiate in Reining classes with a Guest Card.
    d. Ranch, Trail, Working/or Reined Cow Horse, Herd Work Classes- National Reining Horse Association (NRHA), National Reined Cow Horse Association (NRCHA) judges licensed in another breed (i.e. AQHA, APHA, ApHC, etc.) and/or those holding a Specialty Card with the Arabian Horse Association may officiate in a Ranch, Train, Working or Reined Cow Horse, or Herd Work classes with a Guest Card.
    e. Sport Horse –See GR1005.1.
9. Carriage Pleasure Driving
    a. Federation licensed judges in any breed division that includes Carriage Pleasure Driving classes are eligible to officiate as Guest Judges in the Carriage Pleasure Driving division.
    b. There is no limit to the number of Guest Cards an official may receive for Carriage Pleasure Driving and Coaching Judges approved by Foreign National Driving Societies.
    c. Coaching
        1. See CP301.
        2. Federation licensed Carriage Pleasure Judges may officiate in Coaching classes at Federation licensed competitions.

        3. Foreign dignitaries approved by their National Driving Society may officiate in Coaching classes at Federation licensed competitions as Guest Judges.
    d. Driven Dressage
        1. See CP523 and CP524.
    e. Guest Cards for Technical Delegates are not permitted.
10. Category 1 and 2 Stewards
    a. Guest Cards are not permitted.
11. Certified Schooling Supervisors
    a. U.S. FEI Jumping Stewards are eligible to serve as Certified Schooling Supervisors in hunter, equitation, or jumper schooling areas. Foreign FEI Jumping Stewards are only eligible to serve as Certified Schooling Supervisors in jumper schooling areas.
12. Combined Driving
    a. Combined Driving Judges from another country may officiate as Guest Judges. See DC970.
    b. Guest Cards for Course Designers from a foreign country are permitted.
    c. Guest Cards for Technical Delegates are not permitted.
13. Connemara
    a. A Federation Connemara, Dressage Sport Horse Breeding, or Hunter judge with a Hunter Breeding Designation must officiate Connemara classes.
    b. Judges must have approved status from the American Connemara Pony Society to officiate in any class in the Connemara division at regular or local competitions with a Guest Card.
14. Dressage
    a. Current foreign FEI Dressage Level 3 or 4 judges may officiate in the dressage division without a Guest Card. These judges may officiate alone.
    b. Guest Cards for Dressage Judges are not permitted.
    c. Guest Cards for Technical Delegates are not permitted.
    d. Guest Cards for Dressage Sport Horse Breeding are not permitted.
15. Endurance
    a. Guest officials are not permitted.
16. English Pleasure
    a. Guest judges may officiate alone at any competition.
    b. English Pleasure Saddle Seat
        1. Judges licensed in any breed that includes a Saddle Seat or English Pleasure section are eligible to officiate English Pleasure Saddle Seat classes.
    c. English Pleasure Hunter Seat
        1. Judges licensed in the Hunter division or any breed that includes a Hunter Pleasure section are eligible to officiate English Pleasure Hunter Seat classes.
    d. English Pleasure Driving
        1. Judges licensed in any breed that includes a Pleasure Driving section are eligible to officiate English Pleasure Driving classes.
17. Eventing
    a. An individual licensed as an eventing judge by another National Federation must obtain a Guest Card.
    b. Guest Cards for Technical Delegates are not permitted.
    c. Guest Cards for Course Designers are not permitted. Exception: Any individual currently licensed by the FEI as a Course Designer for Eventing shall automatically be eligible to officiate at Federation licensed competitions without a Guest Card in accordance with the rules below. There is no limit on the number of times that such an individual may officiate.
        1. Level 2 FEI Course Designers for Eventing shall automatically be eligible to officiate at the intermediate level.
        2. Level 3 FEI Course Designers for Eventing shall automatically be eligible to officiate at the Intermediate and Advanced levels.
    d. See EV156.1 and EV159.
18. Friesian

a. A Guest Judge may officiate alone in the Friesian division provided the judge is a Federation licensed official in at least one other recognized breed division. Guest judges are prohibited from officiating at Regional or National competitions.
b. Four Guest Cards may be granted in a lifetime.
    1. Exception: There is no limit to the number of Guest Cards an official may receive for Friesian foreign experts.

19. Hackney
    a. Guest Judges may officiate alone in the Hackney division provided the judge is Federation licensed in at least one other recognized breed division. In Hackney Pony classes, one Guest judge on a multiple judge panel is permitted.
20. Hunter
    a. A guest judge may not officiate in any Premier, National or Regional rated divisions or sections.
    b. Guest Cards for Course Designers are not permitted.
21. Hunter Breeding
    a. A Federation Hunter judge or Hunter judge with a Hunter Breeding Designation must officiate the Pony Hunter Breeding section.
    b. A Hunter judge with a Hunter Breeding Designation must officiate the Hunter Breeding section.
    c. Guest Cards for Hunter and Pony Hunter Breeding are not permitted.
22. Hunter/Jumping Seat Equitation
    a. There is no limit to the number of Guest Cards an official may receive for the USEF Show Jumping Talent Search Finals, USEF Hunter Seat Medal Finals, ASPCA Maclay Finals, and/or WIHS Finals.
    b. A Guest Judge may not officiate at any national or regional Hunter/Jumping Seat Equitation Finals. The following are exceptions:
        1. USEF Show Jumping Talent Search Class/Finals, see EQ111.7.h
        2. USEF Hunter Seat Medal Finals, see EQ111.5.d.5
        3. WIHS Equitation Finals, see EQ111.10
        4. ASPCA Maclay Finals, see EQ111.8.
    c. Guest judges may not officiate alone in any Federation Medal class.
    d. Guest Cards for Course Designers are not permitted.
23. Jumper
    a. Guest Judges are not permitted to officiate if the jumper division is offering $2,500 or more in prize money at the competition.
    b. Guest Cards for Course Designers are not permitted. Exception: Any individual currently licensed by the FEI as a Level 2 or higher Course Designer for Jumping shall automatically be eligible to officiate in the jumper division at Federation competitions without a Guest Card. There is no limit on the number of times that such an individual may officiate.
24. Morgan
    a. Guest Judges may officiate alone in the Morgan division provided the judge is Federation licensed in at least one other recognized breed division. One Guest judge is allowed on a three-judge panel and may serve as a call judge provided they are licensed by the Federation in at least one other division.
    b. Reining – Judges licensed by the National Reining Horse Association (NRHA) may officiate in Reining with a Guest Card.
    c. Working Western - Federation Western judges, Federation Morgan judges (preferably experienced in judging Working Western events), National Reining Horse Association (NRHA) judges, National Reined Cow Horse Association (NRCHA) judges, judges licensed in a non-affiliated breed for working western classes (i.e. AQHA, APHA, ApHC, etc.) and/or those holding a Specialty Card with the Arabian Horse Association must judge the Morgan Working Western section. A Guest Card is required for any judge other than a Federation licensed Western or Morgan judge. There is no limit to the number of Guest Cards an official may receive for the Morgan Working Western section.
        1. Exception: A Federation licensed Morgan judge is not permitted to officiate the Working Western classes at The Grand National & World Championship Morgan Horse Show.
25. National Show Horse
    a. A Federation Arabian or Hackney/Roadster/Saddlebred judge must officiate the National Show Horse division.
26. Parade
    a. A Federation Hackney/Roadster/Saddlebred judge must officiate the Parade division.

27. Para-Equestrian
    a. Guest Cards for Para-Equestrian Classifiers are not permitted.
28. Paso Fino
    a. No more than two (2) guest cards may be granted within the past five (5) competition years.
    b. Guest Judges may officiate with a Federation Licensed Paso Fino Registered ‘R’ judge in any “B”, “C”, or Local rated competition. If the competition is a multi-breed competition, a Guest Judge may officiate alone.
29. Reining
    a. Federation Western judges may officiate Reining classes in breed restricted competitions.
    b. NRHA or AQHA Specialized (with a Reining certification) Judges must officiate Reining classes with a Guest Card.
30. Roadster
    a. A Federation Hackney/Roadster/Saddlebred judge must officiate Roadster Pony classes.
    b. Guest Judges may officiate alone in the Roadster division. One Guest Judge is allowed permitted on a multiple judge panel. Three Guest Cards may be granted in a lifetime.
31. Saddlebred
    a. In the American Saddlebred division, if the previous year’s competition had more than 250 horses competing in the Saddlebred sections, and:
        1. If the competition hires a multi-judge panel, at least two judges on the panel must be a Registered (‘R’) Hackney/Roadster/Saddlebred Judge. A special card cannot be used to fulfill this requirement.
        2. If the competition hires a single judge, then the judge must be a Registered (‘R’) Hackney/Roadster/Saddlebred Judge. A special card cannot be used to fulfill this requirement.
    b. Guest Judges may officiate alone in the American Saddlebred division provided the judge is licensed by the Federation in at least one other recognized breed division. One Guest judge is permitted on a multiple judge panel.
32. Saddle Seat Equitation
    a. A Guest Judge may not officiate at any national or regional Equitation Finals. One Guest Judge is permitted on a multi judge panel.
    b. A Guest Judge may not officiate alone in any Federation Medal Class. Federation Arabian or Morgan licensed officials may officiate alone in the qualifying classes for the USEF Saddle Seat Medal and USEF Saddle Seat Adult Amateur Medal without a guest card.
    c. Any individual currently licensed by Equestrian Canada or the Riding Horse Judges Association of South Africa, as a Senior Saddle Seat Equitation judge is eligible to officiate in the Saddle Seat division for the US Saddle Seat World Cup Trials, US Saddle Seat hosted Invitationals, and the Saddle Seat World Cup Competition hosted in US, with a Guest Saddle Seat Equitation Judge’s Card. There is no limit on the number of times that such an individual may officiate.
33. Shetland
    a. A Federation Connemara, Hackney/Roadster/Saddlebred, Shetland, or Welsh judge must officiate Shetland pony classes.
    b. Guest Judges may officiate alone.
34. Vaulting
    a. Guest cards are not permitted.
35. Welsh
    a. Federation Hunter judges may officiate in “A” rated Welsh Pony Hunter classes and “A” rated Welsh Pleasure classes without a Guest Card.
    b. A Welsh Pony and Cob Society of America Approved Judge is permitted to officiate in any Welsh Division classes at Federation licensed regular or local competitions with a Guest Card. See GR1005.6.g**.**
36. Western Dressage
    a. Breed licensed judges may officiate Western Dressage Suitability, Western Dressage Hack, and Western Dressage Seat Equitation classes.
    b. Guest Cards are not permitted.
37. Western Seat Equitation or Western
    a. A Guest Judge may not officiate at any national or regional Equitation Finals.
    b. A Guest Judge may not officiate alone in any Federation Western Seat Equitation Medal Class.
    c. National breed association judges may officiate Western classes with a Guest Card.
    d. For ranch classes, see WS138.7.

GR1006 Apprentice

1. An Apprentice shall be a Federation Competing Member who is at least 21 years of age. Information on apprenticing procedure for each license is located on the Federation website. An Apprentice shall request approval prior to apprenticing from the Licensed Competition first followed by approval by the licensed official(s) with whom the apprentice will be apprenticing.
2. Apprenticing restrictions at competitions:
   a. Apprenticing is limited to one Apprentice per arena. Exception: Arabian Apprenticing, Dressage Judge Group Apprenticing, Eventing, Vaulting and Western Dressage Group Apprenticing.
   b. Licensed officials are limited to one Apprentice at any one time. Exception: Dressage Judge and Western Dressage Group Apprenticing, and Eventing Cross-Country and Jumping Tests. Vaulting Technical Delegates may accept up to two apprentices at any one time, in the case of schedule or other constraints causing hardship for the additional apprentice.
   c. Individual dressage judge apprenticing is not allowed at any final selection trials for international representation. Individual dressage judge apprenticing is also prohibited in Federation National Championships, USDF Regional Championships classes and the US Dressage Finals.
3. The Licensed Competition may request additional specific information about an individual's experience before accepting the individual as an Apprentice.
4. There is no limit to the number of times a person may apprentice. When apprenticing, an Apprentice should use a scorecard to evaluate the various entries. Apprentices work under the direction of the Licensed Official with whom they are apprenticing and do not possess any authority.
5. Conflict of Interest
   a. Individuals must not apprentice, shadow judge, sit-in, etc. ("apprentice") with a family member, cohabitant, companion, domestic partner, housemate, member of the household, client, employer, or employee.
   b. Judge applicants must not apprentice in any classes where a family member, cohabitant, companion, domestic partner, housemate, member of the household, client, employer, or employee is competing.
   c. Steward, Technical Delegate, Certified Schooling Supervisor, or Combined Driving Course Designer applicants must not apprentice at a Federation licensed competition where a family member, cohabitant, companion, domestic partner, housemate, member of the household, client, employer, or employee is competing.
   d. An individual cannot compete in the same competition at which they apprentice, shadow judge, sit-in, etc.
   e. Apprentices are not permitted to act as Competition Staff, Manager, Secretary, Directors, Officers, Chairman of the Show Committee, or Veterinarian at the same competition.
   f. Any violation of this rule will lead to the apprenticing experience not counting towards licensing requirements. Apprenticing experience completed in violation of this rule will be considered an extra apprentice experience. In relation to this rule, the term apprenticing also applies to shadowing, observing, and the like.

SUBCHAPTER 10-C CLASSIFICATIONS - JUDGES

GR1007 General

Judges shall be licensed by the Federation as Senior, Registered, Recorded, Special, or Guest. A judge will not be licensed in more than 12 national divisions.

GR1008 Senior Judge

Senior judge classification ('S') applies to Dressage and Eventing. Senior Dressage judges may officiate in all national and FEI Level Dressage classes at Federation Licensed Competitions. Senior Eventing Judges may officiate at any level of Eventing (see also EV153).

GR1009 Registered Judge

1. A Registered judge (‘R’) may officiate alone at any competition in the divisions in which they are Registered.
2. Registered Dressage judges may officiate in classes at Fourth Level and below, FEI Junior Tests, FEI Pony Tests, FEI Childrens Tests, FEI Para-Equestrian Dressage Tests, FEI and USEF Dressage Tests for 4-year-old horses, and USEF and FEI Eventing Dressage Tests at all levels. Registered Dressage judges are not permitted to officiate in any classes above Fourth Level or FEI Dressage Tests for 5 and 6-year-old horses.
3. A Registered Eventing judge may officiate the Intermediate level and below (see also EV153).
4. A Registered Western Dressage Judge may officiate at any level of Western Dressage including Western Dressage Suitability, Western Dressage Hack and Western Dressage Seat Equitation classes.

GR1010 Recorded Judge

1. A Recorded judge ‘r’ may officiate alone or independently in the following divisions:
   a. American Saddlebred;
   b. Andalusian/Lusitano, except for National Championship competitions;
   c. Arabian;
   d. English Pleasure, refer to GR1005 for specific licenses required to officiate this division;
   e. Friesian;
   f. Hackney;
   g. Morgan;
   h. National Show Horse;
   i. Reining;
   j. Roadster; and
   k. Saddle Seat Equitation: in any open division except in the USEF Saddle Seat Medal Championship/Finals.
2. The following divisions have specific limitations for ‘r’ recorded judges:
   a. Andalusian/Lusitano – A recorded (‘r’) Andalusian/Lusitano judge may officiate alone in any Andalusian/Lusitano class except for National Championship competitions.
   b. Dressage - A Recorded Dressage judge may officiate at Second Level and below, in Eventing tests equivalent to Second Level or below, and in Eventing Competitions at the Intermediate Level or below. Recorded Dressage judges are not permitted to officiate at the Third Level and above, in FEI or USEF Dressage Tests for 4 and 5-year-old horses, FEI Childrens Tests, FEI Pony Tests, or FEI Para-Equestrian tests.
   c. Eventing - A Recorded Eventing judge may officiate at the Preliminary level and below (see also EV153).
   d. Hunter - A ‘r’ recorded judge is not permitted to officiate alone or independently in a Premier or National section. Exception: Recorded ‘r’ judges are permitted to officiate alone or independently in the following sections: Children’s Hunter, Children’s Pony Hunter, Adult Amateur Hunter, Low Children’s Hunter Horse or Pony, Low Adult Amateur Hunter, Small Hunter, Thoroughbred Hunter, Ladies Side Saddle, Hunter and Pony Hunter Breeding, and any USHJA Hunter section.
   e. Hunter/Jumping Seat Equitation - A ‘r’ recorded judge is not permitted to officiate alone or independently in any of the following Hunter/Jumping Seat Medal classes at a National or Premier rated Hunter competition: USEF Show Jumping Talent Search class, USEF Hunter Seat Medal Class, USEF Pony Medal Class, ASPCA Horsemanship class, WIHS Equitation, WIHS Pony Equitation, National PHA Medal class, USHJA Jumping Seat Equitation class.
   f. Jumper - A ‘r’ recorded judge is not permitted to officiate alone or independently in a Jumper class offering more than $2,500.
   g. Paso Fino - A ‘r’ recorded judge is not permitted to officiate alone or independently in an ‘A’ rated section.
   h. Western Dressage - A Recorded Western Dressage judge may officiate Introductory, Basic, and Level 1 only and also Western Dressage Suitability, Western Dressage Hack and Western Dressage Seat Equitation classes.

GR1011 Special Judge

1. A Special judge is a Federation Competing Member already enrolled as a Recorded judge to whom the Licensed Officials Department may grant permission to officiate as a Registered judge in a division in which they are enrolled as a Recorded judge.
2. Such permission, which is not transferable, will be granted upon the request of a Licensed Competition for that competition only. The application must be made on the official form and accompanied by the required fee. The fee is non-refundable. The statement on the form that the competition holds itself responsible that the individual applied for is familiar with the Federation rules and is capable to officiate as requested must be signed by the competition manager.
3. Restrictions:
   a. Special cards are not issued for the Dressage, Eventing, Hunter, or Western Dressage Divisions.
   b. Recorded Saddle Seat Equitation judges may not receive a Special judges' card to officiate the USEF Saddle Seat Medal Championship/Final.
   c. Special cards will not be issued to anyone whose application for re-enrollment, promotion or change of status has been denied by the Federation for the respective license applied for.
   d. Authority to act as a Special judge will not be granted to any person more than twice in a lifetime, in a particular division without the approval of the Licensed Officials Committee Chairmen or their designee, and any two members of the Licensed Officials Committee.
   e. Special Card applications must be received before the first day of the competition to be considered.
4. Application must be received by the Federation at least 21 days prior to the start of the competition. In cases where special applications are received prior to the competition, but less than 21 days prior, the competition must pay a processing fee. If management disputes that the application was not timely filed or that the above fine is not properly owing, it may request a procedural review of these issues before the Co-Chairs of the Hearing Committee or their designees, provided that the request is made in writing to the Federation within 30 days of management's receipt of the Federation's notice of fine, specifying the grounds for the procedural review. The Co-Chairs of the Hearing Committee or their designees may waive a part or all of the fee upon a finding of good cause why the application was not timely filed and/or a finding that extreme hardship results from the fee.

SUBCHAPTER 10-D CLASSIFICATIONS - STEWARDS

GR1012 General

1. Stewards shall be licensed by the Federation as Registered, Recorded, or Special, in either one or both of the following Categories.
   a. Category 1 (C1) Steward is licensed to officiate the following specialized Divisions and Sections: Hunter, Hunter Breeding, Hunter/Jumping Seat Equitation, Jumper, Welsh, Connemara, and English Pleasure.
   b. Category 2 (C2) Steward is licensed to officiate the following specialized Divisions and Sections: Andalusian/Lusitano, Arabian, Connemara, English Pleasure, Friesian, Hackney Harness, Morgan, National Show Horse, Parade, Paso Fino, Reining, Roadster, American Saddlebred, Saddle Seat Equitation, Shetland, Western/Reining Seat Equitation, Welsh, Western Dressage and Western.
2. A Category 1 or Category 2 steward is entitled to officiate in only the corresponding divisions and sections of the license category listed above.
3. Licensed Endurance Stewards are licensed by the Federation as Recorded.

GR1013 Registered Steward

1. A Registered ('R') Category 1 or Category 2 steward is an individual so classified by the Federation.
2. A Registered Category 1 or Category 2 steward is entitled to officiate alone unless the competition requires more than one steward.

GR1014 Recorded Steward

1. A Recorded ('r') Category 1 or Category 2, or Endurance steward is an individual so classified by the Federation.
2. A Recorded Category 1 steward may not officiate alone in any National, Premier, or Special Event or in a Jumper division at competitions above Jumper Level 2 rating. A minimum of one Registered 'R' C1 Steward must officiate.
3. A Recorded Category 2 steward may officiate alone in any of the specialized Divisions and Sections covered by Category 2 stewards as outlined in Subchapter 10-D-Classifications-Stewards. Exception: Regional and National Arabian, Morgan, Andalusian/Lusitano and Friesian competitions and National Show Horse Finals must have a minimum of one Registered 'R' Steward officiating the entire event.

GR1015 Special Steward

1. A Special Category 1 (C1) steward is a Recorded 1 steward, to whom the Licensed Officials Department may grant permission to officiate as a Registered C1 steward at Federation licensed National rated Hunter competitions or Level 3 or 4 Jumper competitions. If the Federation approves the issuance of such card, a Recorded Category 1 steward may officiate alone at Federation licensed National rated Hunter competitions or Level 3 or 4 Jumper competitions.
2. Such permission, which is not transferable, shall be granted upon request of a particular Licensed Competition for that competition only. The application must be made on the official form and accompanied by the required fee. The fee is non-refundable. The statement on the form that the competition holds itself responsible that the individual applied for is familiar with the Federation rules and is capable to officiate as requested, must be signed by the competition manager.
3. Restrictions:
   a. Special cards will not be issued to anyone whose application for re-enrollment, promotion or change of status has been denied by the Federation for the respective license applied for.
   b. Special cards will not be issued for Federation licensed Premier rated Hunter competitions or Level 5 or higher Jumper competitions.
   c. Special Steward Cards for Category 2 stewards are prohibited; a Registered Category 2 steward must officiate as required per the Recorded Steward rules in Chapter 10.
   d. Authority to act as a Special Steward will not be granted to any person more than twice in a lifetime, in a particular division without the approval of the Licensed Officials Committee Chairman or their designee and any two members of the Licensed Officials Committee.
   e. Special Card applications must be received before the first day of the competition to be considered.
4. Application must be received by the Federation at least 21 days prior to the competition. In cases where the special applications are received prior to the competition, but less than 21 days prior, the competition must pay a processing fee. If management disputes that the application was not timely filed or that the above fine is not properly owing, it may request a procedural review of these issues before the Co-Chairs of the Hearing Committee or their designees, provided that the request is made within 30 days of management's receipt of the Federation's notice of fine, specifying the grounds for the appeal. The Co-Chairs of the Hearing Committee or their designees may waive a part or all of the fine upon a finding of good cause why the application was not timely filed and/or a finding that extreme hardship results from the fee.

SUBCHAPTER 10-E CLASSIFICATIONS - TECHNICAL DELEGATES

GR1016 General

1. Technical Delegates shall be licensed by the Federation as Registered or Recorded in Dressage and Eventing. Eventing Technical Delegates may also be licensed as Senior. Carriage Pleasure Driving, Combined Driving, and Vaulting Technical Delegates shall be licensed as Registered.
2. Only licensed technical delegates in good standing may officiate at Federation Licensed Competitions.

GR1017 Senior and Registered Technical Delegates - Eventing and Dressage

1. A Senior ('S') Eventing Technical Delegate is entitled to officiate alone in any division at any level of Eventing. A Registered ('R') Eventing Technical Delegate is entitled to officiate alone at the Intermediate Level and below (see also EV158.1a.)
2. A Registered Dressage Technical Delegate must officiate at Level 4 and Level 5 Dressage Competitions. A Registered Dressage Technical Delegate may officiate alone at USEF/USDF Championships, Federation Developing Program Championships, and USEF High Performance Championships, qualifying and selection trials and observation classes, at any Dressage Competition level or in the Dressage division or section at Regular or Local Competitions. (See GR1211)
3. Only Dressage Technical Delegates who are current Participating Members of the United States Dressage Federation may officiate at USEF/USDF Regional and National Dressage Championships.

GR1018 Recorded Technical Delegates - Eventing and Dressage

1. A recorded ('r') Eventing Technical Delegate may not officiate alone at an Intermediate or Advanced Horse Trial or a Two or Three-Day Event but may officiate as the assistant to the Technical Delegate.
2. A Recorded Dressage Technical Delegate may officiate as the assistant to the Registered Technical Delegate(s) at Level 4 and Level 5 Dressage Competitions, and may officiate alone at Levels 1-3 Dressage Competitions. A Recorded Dressage Technical Delegate may not officiate alone at USEF/USDF Championships, Federation Developing Program Championships, and USEF High Performance Championships, qualifying and selection trials and observation classes, but may officiate as the assistant to the Registered Technical Delegate for these competitions or classes. A Recorded Dressage Technical Delegate may officiate alone in the Dressage division or section at Regular or Local Competitions. (See GR1211.4a).
3. Only Dressage Technical Delegates who are current Participating Members of the United States Dressage Federation may officiate at USEF/USDF Regional and National Dressage Championships.

GR1019 Driving Technical Delegates

1. A Combined Driving Technical Delegate is an individual licensed by the Federation and is entitled to officiate alone in Combined Driving Events. See DC971 for information on Guest Cards for Combined Driving Technical Delegates.
2. A Carriage Pleasure Driving Technical Delegate is an individual so classified by the Federation, and is entitled to officiate alone in Carriage Pleasure Driving Competitions. See CP201.2 for information on Guest Cards for Carriage Pleasure Driving Technical Delegates.
3. See also GR1034.

GR1020 Vaulting Technical Delegates

A Vaulting Technical Delegate is an individual licensed by the Federation, who may officiate alone at any level of national Vaulting competition.

SUBCHAPTER 10-F CLASSIFICATIONS - COURSE DESIGNERS

GR1021 General

Course designers shall be licensed by the Federation as Senior, Registered, Recorded, Certified, Regional, or Special. Course Designers are responsible for ensuring all courses or obstacles comply with Federation rules.

GR1022 Jumper Course Designers

1. Any individual currently licensed by the FEI as a Level 2 or higher Course Designer for Jumping shall automatically be eligible to officiate in the jumper division at Federation competitions without a Guest Card. There is no limit on the number of times that such an individual may officiate.

2. See JP105 for Jumper Course Designer requirements at competitions.

GR1023 Hunter Course Designers

1. See HU117 and EQ110 for Hunter Course Designer requirements at competitions.

GR1024 Special Hunter Course Designer

1. A Special Hunter Course Designer is a Federation Competing Member already enrolled as a Recorded Hunter Course Designer to whom the Licensed Officials Department may grant permission to officiate a class or classes for which a 'R' Hunter Course Designer would otherwise be required, upon the request of a Licensed Competition and for that competition only.
2. Such permission, which is not transferable, will be granted upon the request of a Licensed Competition for that competition only. The application must be made on the official form and accompanied by the required fee. The fee is non-refundable. The statement on the form that the competition holds itself responsible that the individual applied for is familiar with the Federation rules and is capable to officiate as requested must be signed by the competition manager.
3. Restrictions:
   a. Special cards will not be issued to anyone whose application for re-enrollment, promotion, or change of status has been denied by the Federation for the respective license applied for.
   b. Authority to act as a Special Hunter Course Designer shall not be granted more than twice to any one individual per lifetime. Special Hunter Course Designers must be approved by the National Hunter Committee Chairman, or their designee, and any two members of the National Hunter Committee.
   c. Special Card applications must be received before the first day of the competition to be considered.
4. Application must be received by the Federation at least 21 days prior to the start of the competition. In cases where special applications are received prior to the competition, but less than 21 days prior, the competition must pay a processing fee. If management disputes that the application was not timely filed or that the above fine is not properly owing, it may appeal in writing to the Federation within 30 days of management's receipt of the Federation's notice of fine, specifying the grounds for the appeal. The Federation's CEO or their designee, a special committee appointed by the President or the Hearing Committee will consider the appeal and may waive a part or all of the fee upon a finding of good cause why the application was not timely filed and/or a finding that extreme hardship results from the fee.

GR1025 Special Jumper Course Designer

1. A Special Jumper Course Designer is a Federation Competing Member already enrolled as a Recorded Jumper Course Designer to whom the Licensed Officials Department may grant permission to officiate a class or classes for which a 'R' Jumper Course Designer would otherwise be required, upon the request of a Licensed Competition and for that competition only.
2. Such permission, which is not transferable, will be granted upon the request of a Licensed Competition for that competition only. The application must be made on the official form and accompanied by the required fee. The fee is non-refundable. The statement on the form that the competition holds itself responsible that the individual applied for is familiar with the Federation rules and is capable to officiate as requested must be signed by the competition manager.
3. Restrictions:
   a. Special cards will not be issued to anyone whose application for re-enrollment, promotion, or change of status has been denied by the Federation for the respective license applied for.
   b. Authority to act as a Special Jumper Course Designer shall not be granted more than twice to any one individual. Special Jumper Course Designers must be approved upon by the Jumping Sport Committee Chairman, or their designee, and any two members of the Jumping Sport Committee.
   c. Authorization to act as a Special Course Designer will be granted to those individuals who have completed all the requirements for a 'R' Jumper Course Designer license but have not yet received their license.
   d. Special Card applications must be received before the first day of the competition to be considered.

4. Application must be received by the Federation at least 21 days prior to the start of the competition. In cases where special applications are received prior to the competition, but less than 21 days prior, the competition must pay a processing fee. If management disputes that the application was not timely filed or that the above fine is not properly owing, it may appeal in writing to the Federation within 30 days of management's receipt of the Federation's notice of fine, specifying the grounds for the appeal. The Federation's CEO or their designee, a special committee appointed by the President or the Hearing Committee will consider the appeal and may waive a part or all of the fee upon a finding of good cause why the application was not timely filed and/or a finding that extreme hardship results from the fee.

GR1026 Eventing Course Designers

1. A minimum of a Certified Eventing Cross Country Course Designer is required for Beginner Novice, Novice, and Training Horse Trials.
2. A minimum of a Recorded ('r') license is required to officiate at Preliminary Horse Trials, Modified Horse Trials, and National Three-Day Events.
3. A minimum of a Registered ('R') license is required to officiate at Intermediate Horse Trials.
4. A minimum of a Senior ('S') license is required to officiate at Advanced Horse Trials.
5. See Chapter EV - Eventing EV153 for officiating eligibility for 'S', 'R' and 'r' Eventing Course Designers.

GR1027 Combined Driving Course Designer

A 'R' license is required to design courses at Federation licensed Combined Driving events.

SUBCHAPTER 10-G CLASSIFICATIONS - OTHER

GR1028 Assigned Steward or Technical Delegate

1. A Federation Assigned Steward or Technical Delegate is an individual who is currently a Steward or Technical Delegate and who meets the Federation's criteria for a Federation Assigned Steward or Technical Delegate and has been designated to serve as a Federation Assigned Steward or Technical Delegate as specified by the Federation.
2. There is no additional fee for the designation, and a Federation Assigned Steward or Technical Delegate is eligible for all benefits afforded to Licensed Officials by the Federation.
3. A Federation Assigned Steward or Technical Delegate may be sent by the Federation to randomly selected Licensed Competitions or, with the approval of the CEO or their designee, to particular Licensed Competitions, for cause, to oversee and report back to the Federation on their observations.
4. The Assigned Steward or Technical Delegate will have the full duties of their position.

GR1029 Para-Equestrian Classifier

A Para-Equestrian Classifier is an individual licensed by the Federation, who may work alone at any level of national Para-Equestrian competition or at a Federation Center of Excellence.

GR1030 Certified Schooling Supervisor

1. A Federation Certified Schooling Supervisor is an individual licensed by the Federation.
2. Schooling supervisors may be individual contractors at the competition or may be competition stewards. However, a minimum of one competition steward must always remain available to attend to other stewarding duties.
3. Jumper Schooling Requirements – See JP103
4. Hunter Schooling Requirements – See HU Appendix A

SUBCHAPTER 10-H REGULATIONS GOVERNING OFFICIALS

GR1031 General

1. Failure of an official to attend a competition with which the official has a signed agreement or failure to perform their duties in accordance with the rules, or to officiate in the classes to which they have been assigned shall constitute cause for disciplinary action, except in cases of extreme emergency.
2. Any official found guilty of cruelty to a horse or to have killed, abandoned, mistreated, neglected, or otherwise abused a horse, by an administrative agency, body, humane society, or court of law, whether such court or tribunal is civil, criminal, or administrative may have their license(s) revoked.
3. No official is to be housed in a private home unless the official has agreed before the competition.
4. In the event that an official officiates at a competition where they are ineligible, the official may be penalized as described in GR703.

GR1032 Judges

1. Good judging depends upon a correct observance of the fine points and the selection of best horses for the purpose described by conditions of the class. A judge serves three interests: their own conscience, exhibitors, and spectators. A judge should make it clear that the best horses win.
2. When judges are required to judge independently on a multiple judge panel, each judge must meet the requirements as outlined in Rules GR1004 through GR1010.
3. Except in the discharge of their official duty, the use of cellular phones or other similar communication devices, including computers, by judges while in the ring (including center ring), judges' box, judges' stand, or on any part of a course during a competition is prohibited.
4. A judge is obligated to adjudicate each division, section, and class in conformity with the rules and specifications of that division, section and class as they appear in the Federation Rulebook. A judge is expected to be proficient in their division and to possess a thorough knowledge of the rules of the Federation.
5. The attention of judges is directed to the difference in requirements covering Maiden, Novice, Limit, Junior, Amateur, and Ladies' classes versus Open classes. These differences must be observed in adjudicating classes.
6. The decisions of each judge constitute solely their individual preference and not as opinions of or decisions by the Federation. For decisions of a judge in regard to soundness, see GR1204.
7. Consulting with a Veterinarian
   a. Only the judge may call a veterinarian during a class but is encouraged to do so if their opinion necessitates the disqualification of an entry. The judge shall give the numbers of the horses in question and the veterinarian shall render their finding. If the veterinarian is not immediately available or not called upon, the judge's decision as to the serviceable soundness of a horse shall be accepted for the purpose of disqualifying a horse from showing in that class and shall be final. (Exception: The decision of the judge as to the serviceable soundness of a horse in Hunter classes is final, however the competition veterinarian may be consulted.)
   b. In regard to possible whip marks, or other matters other than soundness that are pertinent to the welfare of the horse, the judge may consult with a veterinarian during a class. The final decision rests with the judge.
   c. None of the above applies to Dressage, Driving, Eventing, or Western Dressage. See DR208, EV118.8, and WD126.9.
8. When a judge is used as a referee and is called upon to break a tie, the other judges must give the ringmaster only the numbers of the two horses tied. The ringmaster will then take these to the referee who will indicate their preference by circling the number of their choice. The ringmaster will then return this written decision to the other judges who will proceed with the remaining placements, as the breakage of a tie for one placement by the referee does not automatically place the losing contender of the tie in the next position. This procedure is to be followed for each placement in turn, as ties occur. The referee shall turn in a judge's card only when called upon to break a tie, in which case only their tie breaking decision shall be indicated on the card.
9. All placements stated in the prize list/omnibus shall be awarded, beginning with first place and proceeding in order through all placements, unless there is an insufficient number of entries or an entry is eliminated, excused, or disqualified.

10. It shall be the prerogative of the Licensee to designate a particular system of judging and to post a complete order of placement for public inspection. Judges accepting an invitation to officiate must recognize the Licensee's prerogative. Unless the Licensee designates a particular system of judging when an invitation is issued, a judge is not required to use a particular system of judging.
11. A judge must order from the ring any unruly horse or one whose actions threaten to endanger the rider, driver, handler, other exhibitors, or their entries.
12. A judge must order from the ring any rider, driver or handler who exhibits inappropriate or dangerous behavior or whose actions would in any way threaten the safety of any exhibitor, their entries, or the safety of class officials.
13. When over 40 horses or riders are entered in a performance class in which horses compete together, a judge must divide the class and work it in groups of less than 40. Unless individual tests are required in the class routine, a judge shall bring the top contestants from each group back into the ring for final adjudication. (Exception: See AR107.8d and DR126.2a(4)).
14. In classes which have a maximum weight and/or measurement for shoes, the judge must immediately weigh and/or measure any shoe that is cast. In such classes the judge may not excuse an entry from the ring until satisfied that the entry has not cast a shoe.
15. In the Western and Western Seat Equitation division, when a single judge system is used, judge's cards shall be considered final and shall not be changed after the completion of the presentation of awards for that class.
16. Judges' cards and/or official score sheets are to be signed by the judge and retained (with the exception of score sheets returned to the exhibitor) as part of the competition's official records for a period of no less than three years. Electronic signatures through a PDA or similar device used to record scores will fulfill the signature requirement.
17. In the Hunter and Hunter/Jumping Seat Equitation divisions classes may not be recommenced once the judge has signed the card.
18. Judges must commence and complete classes in accordance with GR109.

GR1033 Stewards and Technical Delegates

1. The Steward or Technical Delegate is licensed by the Federation to perform duties, as prescribed in the Federation Rules. The Steward or Technical Delegate must provide to the Federation, in accordance with all applicable rules, details regarding the competition conditions and any incidents that occur at Federation Licensed Competitions.
2. The following are required responsibilities and duties of Stewards and Technical Delegates:
    a. Safeguard the welfare of the horse against violations of the Federation's Drugs and Medications rules, any of the Federation's prohibited practices, and instances of abuse as defined in GR838.
    b. Protect the interests of:
        1. Competitors by ensuring a safe and fair competition environment by consistently applying the Rules of the Federation; and
        2. Competition Management and judges by being available for rule interpretations and serving as a liaison between Licensed Officials, Competition Management, and the Federation.
    c. When a Steward or Technical Delegate becomes aware of a potential violation of Federation rules, without waiting for a Disciplinary Action Complaint, the Steward or Technical Delegate shall investigate and notify the appropriate individual or official, and, if not rectified, issue a yellow warning card (GR1037), and/or report the matter to the Federation in the Steward/TD Report (exception: allegations of child abuse or sexual misconduct must be reported in accordance with the U.S. Center for SafeSport Code.)
    d. Assist Competition Management to ensure that every effort is made to provide for a safe competition.
    e. Report on the suitability of the competition facilities in all aspects, including stabling. Stewards and Technical Delegates must physically inspect the competition facilities and stabling areas each day and ensure compliance with Federation rules. Any known or observable conditions posing a threat to the safety for horses or competitions must be reported to Competition Management and the Federation promptly. The steward or technical delegate must commence their duties early enough to deal with these matters.
    f. A steward or technical delegate should clearly understand that they have no authority in connection with the manage-ment or the judging of a competition.
    g. Stewards and technical delegates should reference the Check List available on the website www.usef.org which has additional Guidelines which should be considered when officiating at a competition.

3. Measurement: Measuring all animals required to be measured as provided for in Chapter 5 of the General Rules, Measurement of Entries, Chapter DR (DR135 Pony Measurement), Chapter DC (DC915 Height and Appendix A) and Subchapter HJ-7 Measurement and if necessary return Measurement cards to the Federation.
   a. Stewards and Technical Delegates are responsible for ensuring that measurements are conducted in accordance with the rules and that all required paperwork is completed in a legible manner.
   b. Offenders could be subject to a fine or administrative penalty at the discretion of the CEO or their designee.
   c. Measurements must be conducted by a steward, judge, or technical delegate that is certified to measure by the Federation. See Chapter 5 of the General Rules, Measurement of Entries, Chapter DR (DR135 Measurement), Chapter DC (DC915 and Appendix A) and Subchapter HJ-7 Measurement for details regarding which officials are required to conduct measurements.
4. Forms – Forms submitted to the Federation must be on the correct competition year's form as provided by the Federation. Incomplete forms, prior year's forms, or illegible forms will not be accepted. The following forms must be submitted in a timely manner to:
   a. The Federation (within 14 days after the last licensed day of the competition)
      1. Steward Report or Technical Delegate Report:
         a. The Report must include any offenses or rule violations ensuring the inclusion of relevant information, including, if applicable, entry number, entry blanks, USEF member ID number, and USEF horse ID number, etc.
         b. If the Federation does not receive the completed report and/or attachments postmarked and/or electronically submitted in accordance with Federation guidelines within 14 days of the closing of the competition, the Steward/Technical Delegate will be fined a fee of $100. For the second offense and any offense thereafter in the same competition year, said official will be fined $250. A third offense and any offense thereafter will result in an automatic suspension from office as Steward or Technical Delegate for 90 days, in addition to the fines.
         c. Failure to pay any fine within 30 days will result in a violation of rules and the Steward/Technical Delegate will be subject to an additional late fee.
         d. If the Steward/Technical Delegate disputes that the report was not timely filed, they may appeal in writing to the Federation within 30 days of receipt of the Federation's notice of the fine. The appeal must be accompanied by a check payable to the Federation, which will be refunded if the appeal is upheld. The CEO or their designee and three members of the Licensed Officials Committee will consider the appeal and may waive a part or all of the fine upon finding of good cause of why the report was not timely filed and/or a finding that extreme hardship results from the automatic penalty. Note: only the fine may be waived. The rule violation will remain on record for the official.
      2. Accident/Injury Report Forms on the official form provided by the Federation in accordance with GR848.
      3. Each competition's Accident Preparedness Plan as provided for in GR845.
   b. The Federation Office of Equine Drugs and Medications
      1. Paper Medication report forms, filed either with the Steward/Technical Delegate or Designated Competition Office Representative, must be sent to the Federation Office of Equine Drugs and Medications, 956 King Avenue, Columbus, OH 43212-2655. Paper Medication Report Forms may only be used when it is impossible to submit an online form.
5. Except in Hawaii and Alaska, no Steward or Technical Delegate may officiate for more than three consecutive competitions run by the same Licensee. For the purposes of this rule, multiple, consecutive day Dressage or Vaulting Competitions that are run by the same Licensee and held within a six-day period will be counted as one competition.
6. The Steward's and/or schooling supervisor's decision regarding schooling fences, tack and equipment in the warm-up and/or schooling areas is final (Exception for Dressage: The final authority rests with Competition Management). The Steward and/or Schooling Supervisor's decision concerning schooling fences must be based on Federation rules and the rule in question must be referenced, if requested.
7. No Steward or Technical Delegate may officiate at more than one competition at the same time.
8. Stewards and Technical Delegates must retain copies of steward/technical delegate report forms, and supporting documentation, for a period of three years.

9. The Senior C1 Steward's (see GR1211.4) responsibility includes overseeing all schooling at the horse show, monitoring schooling conditions (including footing, sound system, and safety), monitoring proper and adequate schooling equipment (jump standards, proper taping, jump cups, safety cups, flags and proper rails, etc.), monitoring proper tack, equipment, and attire, and interfacing with management, judges and other officials as necessary judges and other officials as necessary and assuring that the schooling areas have the appropriate supervision for the class.

GR1034 Special Duties of a Technical Delegate

In addition to the responsibilities of a Steward and/or Technical Delegate listed in GR1034, the powers, duties and responsibilities of a Technical Delegate are as follows:

1. General Duties for Eventing, Driving, and Vaulting Technical Delegates
   a. Help the Ground Jury to supervise the technical conduct of the competition, including after the Technical Delegate has indicated to the President of the Ground Jury that they are satisfied with the arrangements. Until the Technical Delegate has indicated to the Ground Jury that they are satisfied with all the arrangements, the authority of the Technical Delegate shall be absolute.
   b. Courses and Arenas
      1. Inspect the courses and arenas to ensure that the technical details are in accordance with the rules and regulations.
      2. Instruct the Organizing Committee to make any alterations to the course(s) or arena(s) or to any technical detail associated with the conduct of the competition which they consider necessary.
      3. Be satisfied that the course is fair, at the standard of the level offered, and that knowledge of local conditions does not play any part.
   c. Eventing –The authority of the Eventing Technical Delegate is absolute until the Technical Delegate has indicated to the Ground Jury that they are satisfied with all arrangements.
2. General Duties for Dressage Technical Delegates
   a. Inspect the arenas to ensure that the technical details are in accordance with the rules and regulations.
   b. Advise Competition Management to make necessary changes to arenas, schooling areas, or other facilities in order to comply with the rules.
   c. At Dressage Competitions, to observe and report that management and competitors are in compliance with all Dressage Division regulations regarding USEF/USDF Qualifying and Championship classes, Federation Junior Team Championships, and the USEF Championships and qualifying classes.

GR1035 Special Duties of Para-Equestrian Classifiers

1. The Chief Classifier shall submit the Classifier's Evaluation Report to the Federation's Director of Para-Equestrian Programs within 14 days of the completion of the competition.
   a. This report must be submitted by an FEI official (Exception: USEF National Para-Equestrian Championships, it may be submitted by a Federation Para-Equestrian Classifier).
2. Para-Equestrian Classifiers shall:
   a. Administer and coordinate Classification matters related to a specific competition in accordance with Federation Para-Equestrian Rules and FEI Classification Manual; and
   b. Liaise with organizing committees and the Federation before a competition to identify and notify athletes who require evaluation of Grade and Grade Status.

GR1036 Special Duties of Endurance Stewards

In addition to the responsibilities of a steward listed in GR1034, the powers, duties and responsibilities of an Endurance Steward are as follows:

1. Work with the Competition Manager prior to the competition with the following:
   a. Trail development and marking
   b. Emergency Plan
   c. Layout of vet gate
   d. Parking plan

   e. Volunteers and job duties
   f. Ride Meeting development
   g. Confirm results prior to submission
2. Attend event from the two hours before the First Inspection through the final rider finishing (best condition judging).
3. Assist Riders, Competition Manager, and Veterinarians as needed. Assist with facilitating Drug Testing between competitors and veterinarians.

GR1037 Warning Card System

1. A Recorded Warning may be issued by a Judge, Steward, or Technical Delegate at a competition to any person for minor offenses, including behavior that should not be repeated and that does not warrant a more severe penalty, including a Yellow Warning Card.

2. A Yellow Warning Card may be issued by a Judge, Steward, or Technical Delegate at a competition to any person for improper conduct or for noncompliance with Federation Rules, when the misconduct is not a minor offense but not severe enough to warrant formal disciplinary action through the Federation Regulation Department.

3. To issue a Recorded Warning or Yellow Warning Card, a Judge, Steward, or Technical Delegate must:

   a. complete and sign the Recorded Warning form or Yellow Warning Card;

   b. timely provide a copy of the signed Recorded Warning form or Yellow Warning Card to the affected person, either in person or by any other suitable means; and

   c. send a copy of the Recorded Warning form or Yellow Warning Card to the Federation with the Steward/Technical Delegate Report Form.

4. Upon receipt of the Recorded Warning form or Yellow Warning Card, the Federation will send an acknowledgment of its receipt of the same to the affected person advising of the provisions of this Rule.

5. The issuance of a Recorded Warning or Yellow Warning Card is final and not appealable.

6. The Federation will levy a fine or seek a suspension of no less than two months against any person who within a twelve-month period receives three or more Recorded Warnings or two or more Yellow Warning Cards.

7. The issuance of a Recorded Warning or Yellow Warning Card does not preclude the Federation from seeking further penalties set forth in Chapter 7 of the Rules.

8. All Recorded Warnings and Yellow Warning Cards issued within the preceding twelve months will be published to the membership.

GR1038 Conflicts of Interest and Restrictions - Licensed Officials

1. Any individual serving as a licensed official at a competition may not charge or receive direct financial benefit from tutoring an apprentice at the same competition.
2. Licensed Officials may not be the houseguest of a person who is exhibiting, or whose family is exhibiting, at the same competition.
3. A member of a manager's family shall not officiate as a Judge, Steward, Technical Delegate, or Certified Schooling Supervisor at said manager's competition.

GR1039 Conflicts of Interest and Restrictions - Judges (See also GR107 and GR1304)

1. The following is prohibited for a Judge:
   a. Be an owner of any interest in a horse (including but not limited to syndicate and partnership shares) in a class where they are officiating;

   b. Be an exhibitor, trainer, coach, lessor, lessee, rider, driver, handler, Steward, Technical Delegate, Competition Secretary, or Competition Manager at a competition where they are officiating, including unrated classes; or
   c. Be a family member of a competition licensee, Steward, Technical Delegate, or Competition Manager.
2. A judge may not discuss with an exhibitor the purchase, sale or lease of any horse during a competition at which the judge is officiating.
3. Within 125 radial miles during any 20-day period:
   a. Hunter Judges are:
      i. Prohibited from officiating the same section at the same rating.
      ii. Prohibited from officiating the same USHJA Hunter Derby class (Pony, National, or International) at the same rating.

      Exception: Hunter Judges officiating at Federation Licensed Special Competitions are not restricted by this rule.

   b. Hunter/Jumping Seat Equitation Judges are prohibited from officiating the same ASPCA Horsemanship, Washington International Horse Show Equitation, USEF Show Jumping Talent Search, or USEF Hunter Seat Medal class. Hunter/Jumping Seat Equitation Judges may officiate different classes more than once during that period.
   c. Judges are prohibited from officiating more than once in the Andalusian/Lusitano, Arabian, Friesian, Hackney, Morgan, National Show Horse, Roadster, or American Saddlebred division.
   d. Judges are prohibited from officiating more than once in the same “A” rated section.
4. Paso Fino Division: A judge may not officiate more than once within 200 road miles during any 30 day period.
   a. This restriction does not apply to Guest Judges officiating classes recognized by a national breed or discipline association for which the Federation has no division rules and does not license judges.
   b. Exception: If a Judge is substituted for one who is officially designated in the prize list and catalogue and who is unable to serve owing to circumstances beyond their control, the restrictions in section 4 above shall not apply with respect to the show.
5. Limitations for Andalusian/Lusitano Judges
   a. A judge cannot officiate at two licensed competitions within the same IALHA Region (excluding the IALHA National Competition) within the same year unless the competitions are six months apart and travel distance from one competition facility to the second facility is 200 miles or greater.
   b. A judge licensed in the Andalusian/Lusitano Division may not officiate at more than one Regional Championship competition in that Division during any one competition year. A judge that has officiated at an IALHA National Championship Competition is ineligible to officiate at another IALHA National Championship for the next two years.

GR1040 Conflicts of Interest and Restrictions - Stewards and Technical Delegates (See also GR107 and GR1304)

1. The following are ineligible to serve as Stewards and Technical Delegates: the president, chairman, other Show Committee officers, competition secretary, manager or other competition officials or employees, judges or exhibitors at that competition.
2. The following is prohibited for a Steward or Technical Delegate:
   a. Officiate at a competition where the Steward or Technical Delegate’s family, cohabitant, companion, domestic partner, housemate, member of a Steward or Technical Delegate’s household, or client is acting as a Judge, trainer, coach, lessor, lessee, exhibitor, rider, driver, handler, or vaulter; or
   b. Officiate at a competition where the Steward or Technical Delegate’s family, cohabitant, companion, domestic partner, housemate, or member of a Steward or Technical Delegate’s household is serving as a Federation Licensed Official, Competition Licensee, Competition Manager, or Competition Secretary.
3. Stewards and Technical Delegates are not to be used as Competition Staff, a Competition Official (Directors, Officers, Chairman of the Show Committee, Manager, Secretary, Judge, Veterinarian, and Course Designer), FEI Official, or in any other paid position not related to their proper duties at Licensed Competitions where they are officiating with the following exceptions:

a. At a competition where more than one Steward or Technical Delegate is officiating, and after a Steward or Technical Delegate has entirely completed their duties for the day at that Licensed Competition, the Steward or Technical Delegate may officiate as a Certified Schooling Supervisor if the Steward or Technical Delegate is licensed as a Certified Schooling Supervisor. At no time may a competition have less than the requisite number of Stewards and Technical Delegates as required under GR1211 and other applicable rules.
    1. A C1 Steward may use their C1 Steward's License to act as a Certified Schooling Supervisor. C1 Steward's acting as a Certified Schooling Supervisor are not subject to the restrictions in GR1039 or GR1040.1-4, since they are not acting as one of the required official Competition Stewards.
b. C2 Stewards who are also licensed as Dressage Technical Delegates may serve in both roles at Licensed Breed Restricted Competitions offering Open Dressage classes. When a dually licensed C2 Steward/Dressage Technical Delegate is officiating, the Open Dressage classes must be their sole responsibility until those classes are complete. If there are additional non-Open Dressage classes occurring at the same time as the Open Dressage classes, a separate Dressage Technical Delegate must officiate for the Open Dressage classes.
c. Federation Combined Driving Technical Delegates and FEI Driving Stewards holding both licenses may serve in both roles at dually licensed FEI/Federation Driving Competitions. Federation Combined Driving Technical Delegates and FEI Driving Technical Delegates holding both licenses may serve in both roles at dually licensed FEI/Federation Driving Competitions. FEI Driving Stewards and FEI Driving Technical Delegates may serve as Federation Combined Driving Technical Delegates per DC971 and GR1005.

4. Dressage, and Eventing Technical Delegates also holding licensure as a FEI Steward for Dressage, Para-Dressage, Driving, and Eventing are prohibited from serving in both roles on the same day(s).
5. A Steward or Technical Delegate cannot own or operate any business (i.e. tack shop, braiding business, etc.) at the same competition where they are officiating.
6. No Steward or Technical Delegate who is presently receiving, or has received within the past 30 days, any form of compensation from a competition management firm for services other than as a Federation licensed official or schooling supervisor, may officiate at any of said management's competitions.

GR1041 Conflicts of Interest – Para-Equestrian Classifiers

1. Para-Equestrian Classifiers shall not serve in any other capacity at a competition while they are serving as Classifier, including but not limited to the president, chairman, other Show Committee officers, competition secretary, manager or other competition officials or employees, judges, or exhibitors at that competition.
2. A Para-Equestrian Classifier shall not be an exhibitor, trainer, coach, lessor, lessee, rider, driver, nor may a Para-Equestrian Classifier be a family member of an athlete in any Para-Equestrian classes at the competition at which they are working.

SUBCHAPTER 10-I LICENSE APPLICATIONS, ENROLLMENT, PROMOTION, AND MAINTENANCE

GR1042 Clinic and Officiating Requirements

1. Clinic and officiating requirements must be met by November 30 to be eligible to renew each license for the following competition year which begins December 1.
2. Any official who fails to fulfill clinic, exam, officiating, or measurement requirements, or any other type of maintenance requirements will not be eligible to have their license renewed and will have to apply for an extension.
3. For licensing requirements for license applications, enrollments, promotion, and maintenance, please refer to the Licensed Officials Policies and Procedures available on the Federation website.
4. For FEI licensing requirements, please refer to the FEI Licensing Information Document available on the Federation website. If a national or U.S. FEI license is not properly maintained with the Federation, the Federation may recommend to the FEI that the individual be removed from the U.S. FEI list of officials.

CHAPTER 11 FEDERATION RECORDS AND AWARDS

SUBCHAPTER 11-A HORSE IDENTIFICATION AND RECORDING

GR1101 Horse Identification Number and Horse Identification Form

GR1102 Horse Recordings

SUBCHAPTER 11-B HORSE PASSPORTS AND DOCUMENTATION

GR1103 FEI Horse Passports

GR1104 National Passports

SUBCHAPTER 11-C OWNERSHIP AND COMPETITION RECORDS

GR1105 Transfer of Ownership

GR1106 Horse Recording Ownership Requirements

GR1107 Change of Name

GR1108 Lease Registration

SUBCHAPTER 11-D HORSE OF THE YEAR AWARDS AND NATIONAL CHAMPIONSHIPS

GR1109 General

GR1110 General

GR1111 National, Regional and Zone Awards

GR1112 USEF Championships

GR1113 Credit

GR1114 Winners

GR1115 Competition Year

SUBCHAPTER 11-E SPECIAL CONDITIONS

GR1116 Special Conditions

GR1117 Tabulation of Points

GR1118 Ties

GR1119 Disputes

GR1120 Awards

GR1121 Presentation

SUBCHAPTER 11-F AWARD SECTIONS

GR1122 Awards Sections

GR1123 Andalusian/Lusitano Division

GR1124 Arabian and Half/Anglo Arabian Divisions

GR1125 Carriage Pleasure Driving

GR1126 Connemara

GR1127 Driving, Combined

GR1128 Endurance Awards

GR1129 English Pleasure

GR1130 Friesian

GR1131 Hackney

GR1132 Hunter and Equitation Divisions

© USEF 2026

GR1133 Pony Hunter Breeding and Hunter Breeding
GR1134 Jumpers
GR1135 Morgan Horse Division
GR1136 National Show Horse
GR1137 Paso Fino
GR1138 Reining
GR1139 Roadster
GR1140 American Saddlebred
GR1141 Shetland Division
GR1142 Vaulting
GR1143 Welsh Pony, Cob and Half Welsh
GR1144 Western
GR1145 Western Dressage

SUBCHAPTER 11-G ZONE FINAL COMPETITIONS

GR1146 Zone Finals

CHAPTER 11 FEDERATION RECORDS AND AWARDS

SUBCHAPTER 11-A HORSE IDENTIFICATION AND RECORDING

GR1101 Horse Identification Number and Horse Identification Form

1. All horses competing in Federation licensed competitions must be properly identified. For all such competitions, entries for each horse must include a Federation-issued Unique Horse Identification Number. Additionally, a Federation Recognized Discipline Affiliate may require horses to be registered with their organization, and if so, the entry must also include that registration number.
2. The Federation will issue only one Unique Horse ID Number per horse. This Unique Horse ID number must subsequently remain with the horse in perpetuity, and shall not be changed for any reason, including upgrade from Unique Horse ID to a Recording, change of ownership, change of name, or death.
3. Prior to submitting an application for a new Unique Horse ID number, it is the owner's responsibility to verify the current ID status of a horse through a Horse Recording/ID search, (the assistance of Federation staff may be requested). Anyone who knowingly seeks to obtain an additional Unique Horse ID Number for a horse which has previously been issued one is subject to disciplinary action.
4. The Federation must be notified of any change of ownership and/or competition name of the horse.
5. Owners are requested to notify the Federation of corrections to previously submitted information, e.g., names, addresses, breed registration, pedigree, or markings.
6. A Unique Horse ID number can be upgraded to Federation recording. The Unique Horse ID Number will remain the same.
7. Applications for Unique Horse ID Numbers and/or recordings can be completed online at www.usef.org.
8. Competition management is responsible for notifying exhibitors in their prize lists of the Unique Horse ID Number requirement, and availability of Horse ID Number application on the Federation website.
9. There will be no charge for Unique Horse ID Numbers that are issued via the internet to members of USEF or its affiliates for: 1) horses that are life recorded, registered or otherwise identified or listed with a USEF discipline affiliate, or 2) horses registered with a USEF breed affiliate. Horses not meeting the above criteria must have a completed USEF Horse application indicating on the application the request for a Horse ID before a number will be issued. This form can be completed on the internet, free of charge, at www.usef.org.
10. Effective December 1, 2025, all horses competing at Federation Licensed and Endorsed Competitions must provide a microchip number that verifies the animal. A microchip used to verify identity must be a fifteen-digit ISO compliant 11784/11785 chip and be implanted in the nuchal ligament of the animal.

GR1102 Horse Recordings

1. Using each horse's Unique Horse ID number the Federation maintains the only official record of winnings for Federation awards, Federation ranking lists, Federation qualifying classes and Federation championships of horses at all Regular Competitions. To keep these records consistent, a horse should be recorded with the Federation in the same name of horse and owner under which it is exhibited at competitions. The Federation's horse recording records are not a title registry and the Federation does not decide, otherwise resolve, or become involved in ownership disputes.
2. Horses must be recorded in order to be eligible for National, Regional, or Zone Horse of the Year Awards (see GR1110), and to enter a USEF Show Jumping Ranking List class.
3. Horses must be recorded in order to be eligible to compete in USEF/USDF qualifying classes for dressage championships and will not be credited with qualifying for the Regional Finals for Dressage Championships until they are recorded in the name of the current owner or lessee of record and unless they are entered in qualifying classes under their official recorded names and ownership. The responsibility for such recording rests entirely with the exhibitor.
4. Horses competing in divisions restricted to a particular breed may be recorded with the Federation under any name but if registered in a Breed Registry, the registered name must also be given.
   a. To maintain breeding identification, exhibitors may not shorten horses' names by dropping registered prefixes.

5. Horse recording applications are available online at www.usef.org. If the horse is recorded as owned by a Farm/Business, at least one owner of the Recorded Farm/Business must be a Federation Senior Active Competing Member in good standing. See GR201. The recording fee is discounted for the life of a horse if applied for from birth to December 31st of year foaled. A recording may also be activated on an annual basis, using each horse's Unique Horse ID number. Exception: Horses must be recorded for life to be eligible to receive FEI or National Passports. To qualify for the age discount, registration papers and/or other proof of age must be provided. The fees can be found on the horse recording application at www.usef.org.
6. Once a foal year has been submitted to the Federation office, the original date cannot be changed without a copy of the animal's breed registration papers or a signed statement from a veterinarian certifying the animal's age.
7. A horse's Federation Recording may be made retroactive to cover bad points earned at Federation Licensed Competitions (Exception: Dressage) so long as a complete horse recording is received by the Federation within ten days of the Federation sending notification of bad points earned to the owner.

SUBCHAPTER 11-B HORSE PASSPORTS AND DOCUMENTATION

GR1103 FEI Horse Passports

1. Horses must be life recorded with the Federation. To be listed in the passport, the owner(s) of the horse must be active member(s) of the Federation. The passport application and applicable fee must be submitted by the recorded owner (agent's signature is not acceptable) for a specific horse.
2. FEI passport applications can be found on the Federation website. The horse's name on the passport must match its life recording with the Federation exactly.
3. Group-rate passports are available for Pairs and Teams of driving horses as follows:
   a. For Pairs of two, three, or four horses and Teams of four, five, or six horses (all horses with the same owner), the first FEI Horse passport is issued for the current individual rate and each additional FEI Horse passport (up to six) is issued for 50% of the cost of the initial passport. To qualify for this group rate, the passport applications for all horses in the Pair or Team must be submitted (by the owner) simultaneously and clearly marked "Driving Pair / Horses" or "Driving Team / Horses."
   b. If an existing Pair or Team has FEI Horse passports and a horse is replaced, the new horse will be issued an FEI Horse Passport at the current individual rate (see also GR1103.5 and .6).
4. Group-rate passports are available for Pairs and Teams of driving ponies as follows:
   a. For Pairs of two, three, or four ponies and Teams of four, five, or six ponies (all ponies with the same owner), the first FEI Pony Passport is issued for the current individual rate and each additional FEI Pony Passport (up to six) is issued for 50% of the cost of the initial passport. To qualify for this group rate, the passport applications for all ponies in the Pair or Team must be submitted (by the owner) simultaneously and clearly marked "Driving Pair / Ponies" or "Driving Team / Ponies."
   b. If an existing Pair or Team has FEI Pony Passports and a pony is replaced, the new pony will be issued an FEI Pony Passport at the current individual rate (see also GR1103.5 and .6).
5. In accordance with GR1105 and GR1107, any change of the horse's name, or ownership must be recorded with and the passport sent in to the Federation for processing.
6. Passports in need of change of ownership or nationality must be submitted to the Federation; applications and fee structure are available on the Federation website. The horse must be recorded with the National Federation of the new owner.
7. All passports sent to the Federation for processing will be reviewed for compliance with current FEI regulations including those for Equine Influenza.
8. Passports must be revalidated every four years. Applications are available on the Federation website or obtained from the Federation office.
9. Duplicate passports may be issued for lost or filled passports. The application for a duplicate passport must be signed by the owner of record, and in the case the passport is filled, the old passport must be sent to the USEF office.

GR1104 National Passports

1. Federation National Passports are issued for a fee to Federation Life recorded horses and may be presented in lieu of FEI Passports only at those competitions for which approval of Federation National Passports has been granted by the FEI. (See GR1308.4)
2. Application must be made in writing by the owner (agent's signature is not acceptable) and must be accompanied by the applicable fee. Applications and fee structure are available on the Federation website or obtained from the Federation office.
3. Any change of name or ownership must be recorded with the Federation in accordance with GR1105 and GR1107. The passport must be submitted to the Federation for any changes. The fee for transfer of ownership from U.S. owner to U.S. owner in a National Passport payable at the time of the request.
4. Requirements for issuance and validation of National Passports are subject to current FEI regulations.
5. National Passports may be upgraded to the FEI Passport for a fee. An upgrade application must be submitted under the owner's signature (agent's signature is not acceptable) accompanied by the fee and the National Passport.

SUBCHAPTER 11-C OWNERSHIP AND COMPETITION RECORDS

GR1105 Transfer of Ownership

1. Ownership of a Federation recorded horse may be transferred during the year without affecting the animal's points provided proper authorization and fee are received by the Federation. Authorization for transfer of ownership of a horse holding a recording with the Federation may be submitted in the form of a signed Federation recording certificate or a proper bill of sale. Authorization must be signed by the previously recorded owner(s). If these documents are unavailable, a Federation transfer Certification form may be obtained from the Federation which must be completed, signed and submitted to the Federation with proof of ownership. Transfer documents and payment must be submitted online. A horse will not be eligible to receive points under its new ownership until the conditions of GR1110 and GR1111 are met. The fees can be found on the horse transfer form at www.usef.org.
2. Authorization for transfer of ownership within a family (as defined in GR123) may be submitted online and signed by the previous owner(s) and the new owner(s). There is no fee to transfer a horse/pony within a family.
3. For Hunter/Jumper/Equitation divisions, all authorizations and all applicable fees for transfer of ownership and transfer of ownership within a family must also be submitted to the USHJA office in accordance with points 1-3.

GR1106 Horse Recording Ownership Requirements

1. Entries may be made in a name other than that of an individual for Horse of the Year Awards, provided such name (Stable/Farm, Corporation, etc.) is recorded with the Federation. Duplication of farm names is discouraged but not prohibited. Horses shown under a partnership, i.e., Smith & Smith, Jones & Jones, must be duly registered. All applications for registration of (Stable/Farm, Corporation, etc.) must be signed by each of the bona fide owners and accompanied by the required fee. The fees can be found on the Farm, Corporation, Syndicate or Partnership Recording application at www.usef.org.
2. In order for points to count toward Federation Horse of the Year Awards, at least one owner must be a Federation active Competing or Life member.

    a. In order for points to count in Hunter/Jumper/Equitation divisions, one owner of the Stable/Farm/Corporation, etc. must be an Active/Competing individual member of USHJA.

3. Additional owners (including members of the family of the owner) may be included at no extra fee. Authorization to include additional owners must be made in writing and must be signed by each bona fide owner and will be effective the day such authorization is received in the Federation office.

GR1107 Change of Name

1. The recorded name of a horse competing in divisions that do not require breed registration may be changed by submission of the recording certificate to the Federation accompanied by the required fee. The recorded name of a horse can also be changed by submitting the Horse Name Change Request form which lists the fee and can be found at www.usef.org. Name changes may also be submitted online via the owner's MY USEF account.
2. The recorded name of a farm, corporation, syndicate, or partnership may be changed by contacting the Federation office and remitting the required fee.
3. All name changes officially recorded with the Federation will be listed in equestrian.
4. For Hunter/Jumper/Equitation divisions, all name change requests and fees must also be submitted to the USHJA office in accordance with points 1-3.

GR1108 Lease Registration

1. The Federation encourages all lessors of horses competing in Federation competitions to register the lease with the Federation. A recorded horse must be shown under a lessee's ownership provided an official lease is registered with the Federation.
2. For points to count with respect to any recorded horse at a Federation competition, such agreement or lease registration form (provided by the Federation) and fees must be received by the Federation office on or before the first day of such competition. The lessee becomes the bona fide owner of the horse for the period of the lease (except for Owner classes) for Federation award purposes. The horse must be entered in the ownership of the lessee and must be shown in accordance with GR1110.
3. To be official, a certified copy of a lease agreement or a lease registration form must be submitted and registered with the Federation and must be accompanied by the required fee. The Horse Lease Form which lists the fee can be found at www.usef.org. Either document must contain a start and end date and be signed by the lessee and the lessor. If a lease is not renewed within 30 days of its expiration, a later renewal will require an additional fee. The lease registration with the Federation will then be effective the day the renewal is received by our office.
4. A written statement of termination must be submitted signed by the lessee and the lessor if the lease is terminated before the end date stated in the lease registration form.
5. The Federation does not accept agent signatures.
6. For measurement purposes, the lessor must be an active Federation competing member in good standing at the time of measurement.
7. For Hunter/Jumper/Equitation divisions, all lease registrations and fees must also be submitted to the USHJA office in accordance with points 1-5.

SUBCHAPTER 11-D HORSE OF THE YEAR AWARDS AND NATIONAL CHAMPIONSHIPS

GR1109 General

The Federation offers annual Horse of the Year Awards on a national, district, regional and zone level, in numerous divisions. The purpose of these awards is to encourage participation at Federation Licensed Competitions. In making the awards the Federation in no way implies that the winners are the best in their respective divisions (although they may well be) but certifies that these animals are properly recorded for competition purposes, and registered with the USHJA if competing for awards defined in GR1132, GR1132 or GR1134, are exhibited by the recorded owner, who must be a Federation Member, and USHJA Member if competing for awards defined in GR1132, GR1133 or GR1134, and acquired the greatest number of points during a given year.

GR1110 General

1. Points toward any Horse of the Year Award will not be credited until the applications and fees for the horse's recording, exhibitor's registration, transfer of ownership, name change or addition of owner(s) and owner's

Senior Active, Junior Active or Life membership are received by the Federation offices. For these points to count with respect to any competition, the required materials and fees must be received by the Federation on or before the first licensed day of such competition. Furthermore, points toward any Horse of the Year Awards defined in GR1132, GR1133 or GR1134, will not be credited until the applications and fees for the horse's USHJA Horse Registration and the owner's USHJA Active or USHJA Life membership are received by the USHJA offices. Exception: Applications for Federation and USHJA Individual Membership and Horse Recordings submitted online at Licensed Competitions:

a. For Dressage Competitions:
    1. Applications completed online at the competition are effective the date the application is submitted.
b. For all Competitions other than Dressage Competitions:
    1. Applications completed online at the competition are effective, for points and eligibility to compete only, on the start date of the Competition.

2. A horse must be recorded with the Federation, and the name of at least one individual appearing on the horse recording certificate as owner must be that of a Senior Active, Junior Active or Life Member in good standing. For Hunter/Jumper/Equitation divisions, a horse must be registered with USHJA and at least one individual appearing on the horse registration as an owner must be a USHJA Active or Life member in good standing. If the horse is leased at the time of the competition, per GR1108, the lessee is considered the owner (exception all Owner classes) and must be a Senior Active, Junior Active or Life Member in good standing. For Hunter/Jumper/Equitation divisions, the lease must also be recorded with the USHJA, and must be an Active USHJA Member in good standing. If the recorded owner is a farm/stable, corporation or any name other than that of a person, refer to GR1106. For the purposes of accruing Federation points, the horse must be entered and shown in the ownership of an individual or entity, including a member of the owner's family, who is included on the Federation horse recording certificate. Effective date of ownership is the day written authorization is received by the Federation offices. Furthermore, for the purposes of accruing points in the Hunter/Jumper/Equitation divisions, the horse must be entered and shown in the ownership of an individual or entity, including a member of the owner/s family who is included on the USHJA horse recording certificate. Effective date of ownership is the day written authorization is received by the USHJA Offices.
3. If the owner, rider, animal, and trainer are all in good standing and an error occurs on the entry blank (i.e. the wrong USEF number is written, the old owner is written in error, the correct number but incorrect spelling is written, etc.), HOTY points may be awarded after review by the Federation.
4. No points can be credited toward an award unless the Federation recorded name and Horse Recording number of the horse and the Federation recorded owner or lessee's name and membership number appears in the competition's records (i.e., result sheets or catalogue) as exhibited in the name of the Federation recorded owner or, if the horse is leased, under the ownership of the lessee as required under GR1108. Furthermore, no points can be credited toward an award in Hunter/Jumper/Equitation divisions, unless the USHJA recorded name and horse registration number and the USHJA recorded owner or lessee's name and membership number appears in the competition's records (i.e., result sheets or catalogue) as exhibited in the name of the USHJA recorded owner or, if the horse is leased, under the ownership of the lessee as required by GR 1108.
5. Failure to comply with the rules respecting eligibility for points will result in points not counting for Federation and USHJA purposes and awards. Points standings are available on the Federation website, www.usef.org, and it is the responsibility of exhibitors to check standings and call to the Federation's attention any omissions or inaccuracies. As a service to members the Federation may from time to time advise exhibitors when points are not able to be counted, but the responsibility for checking standings and ensuring that eligibility requirements are met remains solely with the exhibitors.

GR1111 National, Regional and Zone Awards

1. All horses are eligible for National Awards, as long as all requirements of GR1110 are met. See GR1122-GR1145 for specific classes and divisions offered at the National level.
2. In the Arabian, Half/Anglo Arabian, Andalusian/Lusitano, Friesian and Morgan divisions, horses are eligible for Regional Awards in any region they compete. (Points will be awarded in the qualifying region stated in the prize list regardless of the owner's home region). Exception: In Friesian division, any points won at Nationals will count solely towards National Awards and not towards any Regional awards. In the Andalusian/Lusitano Division, any points won at the IALHA designated National Show will count solely towards National Awards

and not towards any Regional Awards. In the Hackney, Roadster, and American Saddlebred divisions, points won at competitions in states contiguous to an exhibitor's home region, or in Canada if contiguous to an exhibitor's home region, will count in addition to any points won in an exhibitor's home region. (For Arabian, see GR1124).

3. For purposes of distributing Regional Awards for the Andalusian/Lusitano, and Western divisions, refer to the Regional map in GR1123. For Friesian division, refer to Friesian Regional map in GR1130. For Arabian and Half/Anglo Arabian divisions, refer to Regional map in GR1124. For Hackney and Roadster divisions, refer to Hackney Regional map in GR1131. For the Morgan division, refer to Morgan Regional map in GR1135. For the American Saddlebred division refer to American Saddlebred Regional map in GR1140.
4. Horses are eligible for Zone Awards only within the home zone of the entry's USHJA recorded owner(s) exception Hunter/Jumping Seat Equitation, the rider's home residence will be used. However, points won at competitions in states contiguous to an exhibitor's home zone, or in Canadian provinces if contiguous to an exhibitor's home zone, will also count if the state or Canadian province has been designated as provided below.
    a. Zone awards are offered in the following disciplines: Hunters, Jumpers and Hunter/Jumping Seat Equitation. For Hunter, Jumper and Hunter/Jumping Seat Equitation divisions for which zone awards are offered, each zone committee may designate one or more states and/or Canadian provinces contiguous to its zone in which to compete for zone points. Designated Canadian provinces that are contiguous to the zone will receive zone points for national Horse of the Year award sections and for USHJA Zone Horse of the Year award sections providing they conduct their classes under national Federation rules for these sections. For purposes of this rule as applied to hunter/jumper and equitation zone awards, the state of New Jersey which is a state land-locked within the zone will be treated as a part of either New York or Pennsylvania. Therefore if Zone 1 chooses New York as one of its contiguous states, New Jersey is also included. If Zone 3 chooses Pennsylvania as one of its contiguous states, New Jersey is also included.
    b. Zone committees must submit their designation of contiguous state(s) and/or Canadian provinces by August 1 annually, to be in effect for the next competition year. If no designation of contiguous states and/or Canadian provinces is submitted, it defaults to the previous year's policy.
5. For purposes of distributing Zone Awards, refer to Zone map.
6. An owner's residence at the time they apply for or renews their membership will be maintained throughout the competition year and is considered their home district, region or zone for the purposes of counting points. For a Life Member, their residence on December 1st will be used for this purpose. If the recorded owner moves their residence during the year to a new district, region, or zone, points can be accumulated in the new location provided the owner declares in writing to the Federation that the new district, region or zone will be their home district, region, or zone. The declaration must be received by the Federation office on or before the first licensed day of a competition for points to be counted for that competition. See also JP101.
7. If the recorded ownership of the horse is transferred, valid points earned by the previously recorded owner will be retained in their home district, region, or zone. Points are not transferable from one district, region, or zone to another.
8. Horses showing under multiple ownership involving more than one district, region, or zone must have one home district, region or zone declared for the purpose of these Awards. This declaration must be made in writing to the Federation office by March 1st of the current year or within 30 days of receipt of horse recording application and must be signed by each bona fide owner. Effective date of declaration is the day the written authorization is received by the Federation office and for points to count, the declaration must be received by the Federation office on or before the first day of the competition. If only one owner is a Federation Member in good standing, this person's residency will automatically become the entry's home district, region, or zone.
9. If the horse is recorded under the ownership of a registered farm, the residence of the farm's owner is the entry's home district, region, or zone. If the owners of a farm reside in different districts, regions, or zones see paragraph 8 above.
10. For changes or updates according to points 6, 7, 8, and 9, USHJA must also be notified.
11. Exception to GR1111.8-1111.11: Arabian, Half/Anglo Arabian Division, Andalusian/ Lusitano, Morgan, and Friesian Divisions; see GR1111.2.
12. Responsibility in fulfilling the requirements of the above Rules rests entirely with the exhibitor. As the competition entry blank is generally the source of information required in GR1110.5, care should be taken to fill out entry blanks correctly.

GR1112 USEF Championships

1. For rules governing the following Championships, see specific Rules as noted:
   a. Dressage Regional and National Championships: See DR127.
   b. Hunter Pony Championships: See HU168.
   c. Junior Jumper Prix des States. See JP152.3.
   d. Medal Championships: See EQ111, EQ117.12.
   e. Hunter Breeding Championships: See HU166
   f. Junior Hunter Championships. See HU169.
   g. Eventing National Championships. See EV103.

GR1113 Credit

1. No credit will be given for classes where judging specifications are not in accordance with the Federation rules. Points will not count towards Horse of the Year Award competitions and classes will not be counted for division or section ratings.
2. No credit will be given in classes if less than three entries have shown and placed. Exceptions:
   a. Hunter Breeding, Pony Hunter Breeding, and Conformation Model Classes.
   b. Hunter Classes, a minimum of three entries must have completed (per HU120) to receive full points and money won.
   c. At a National or Premier rated hunter/jumper competition where it is required that the division be held over two days, if there are fewer than three exhibitors the second day, Zone and National Horse of the Year points will still apply.
   d. Andalusian/Lusitano
   e. Friesians
   f. Carriage Pleasure Driving (GR1125)
   g. Hackney
   h. Jumper Classes, a minimum of three entries must have competed per JP136.13.
   i. Morgans
   j. American Saddlebreds
   k. Shetlands
   l. Arabians (Exception: Championship classes based only on scores or high point awards are not awarded points.)
   m. National Show Horse
   n. Roadsters
   o. Ladies Side Saddle Over Fences Class in the Hunter Division, see HU149.
   p. Driving Combined (GR1127).
   q. Western Dressage.
   r. USEF Western Equitation Junior Medal Class and USEF Western Equitation Adult Amateur Medal Class (EQ129.7).
   s. Welsh. Classes with fewer than three entries will receive reduced points. Refer to charts in GR1142.
3. Credit will be given for the first six (6) placings only, regardless of the number of ribbons offered. Exception: in the Connemara divisions where the first ten (10) place ribbons will receive points, Morgan and Hunter Breeding divisions where only the first four (4) place ribbons will receive points, and Hunter Divisions, where only the first eight (8) place ribbons will receive points in accordance with GR1132 when entries are 16 or higher. Ribbons must be awarded to 8th place in all hunter classes. Exception: in Bonus Point classes, Classics in the Hunter and Jumper divisions, National Show Horse Finals, Federation Zone Finals and jumper sections, Hunter Breeding Best Young Horse Class, Morgan In-hand Championship Classes. All model classes will receive 1/2 points. (Exception: Andalusian/Lusitano see GR1123; Arabian, see GR1124; Carriage Pleasure Driving see GR1125; Friesian see GR1130; National Show Horse see GR1136 and Western Dressage see GR1145; Lite Competitions see GR310.)

GR1114 Winners

1. In all divisions, except Dressage, winners will be those horses which accrue the highest number of points or amount of prize money at Federation Licensed Competitions.
2. Awards are made to the owner as shown in the Federation recording files, at the time the horse wins its last point in the competition. If the ownership of a horse is transferred, all district, region or zone points earned up to that date stand.

GR1115 Competition Year

1. Competition year for awards will be as follows: All breeds/disciplines will begin December 1 and end November 30. Exceptions: Paso Fino competition year will begin September 1 and end August 31; Hunter Breeding and Pony Hunter Breeding will begin January 1 and end November 30 (see HU146 and GR102).
2. If a competition is in progress on the last day of any qualifying period points or money won at said competition will be allowable in reckoning the year's total score.
3. Championship qualifying periods for the following Championships will appear on the Federation website.
   Dressage Regional Championships
   Hunter Pony Championships
   Hunter Breeding Championships
4. Adult Hunter Seat Medal qualifying year begins December 1 and ends November 30.

SUBCHAPTER 11-E SPECIAL CONDITIONS

GR1116 Special Conditions

1. No credit will be given in any class that does not count toward a division or section rating (See GR313).
   a. Exceptions:
      1. In Hunter Classics Bonus Points will be awarded in horse's respective section.
      2. In cases which Juniors, Young Riders and Amateur Owners compete in a Combined class, prize money will be awarded in the horse's respective section.
      3. Hunter/Jumping Seat Equitation classes listed as eligible classes in GR1132.13 will count for points even if the class does not count toward division or section rating.
2. Where the term Championship is omitted from a class title, the class that is open to all horses in a division or section that has the required specifications will be counted as the Championship. When Championships are awarded on a point basis, only the Champion and Reserve will receive points for a Horse of the Year Award. (Exception: Arabian, see GR1124).
3. Only classes held in accordance with HU149 will count toward Ladies Side Saddle Hunter.
4. Credit for the following will be applied as specified in Chapter 11:
   a. Andalusian/Lusitano Division will be applied as per GR1123.
   b. Arabian Division will be applied as per GR1124.
   c. Friesian Division will be applied as per GR1130.
   d. Hackney Division will be applied as per GR1131.
   e. National Show Horse Division will be applied as per GR1136.
   f. Morgan Division will be applied as per GR1135.
   g. Roadster Division will be applied as per GR1139.
   h. American Saddlebred Division will be applied as per GR1140.
   i. Shetland Division will be applied as per GR1141.
   j. Western Dressage Division will be applied as per GR1145.

GR1117 Tabulation of Points

Scores of all horses will be kept in the Federation office. Results from Federation Licensed Competitions will furnish the sole basis upon which the scores are figured, and the Federation tally thus derived will be the final authority in determining winners. Although the Federation uses its best efforts to insure that the points as recorded by the Federation on its web site and elsewhere are accurate, the Federation assumes no liability to

anyone for any errors or omissions whatsoever. Anyone who uses these points for Federation purposes or for any other purpose is hereby notified that the Federation disclaims any and all liability and responsibility, including for negligence, with respect to these point tabulations and records.

GR1118 Ties

In the event of a tie, the Horse of the Year Award will be awarded to each competitor.

GR1119 Disputes

1. Points are final on December 15 (should the 15th fall on a weekend, the deadline will be set for the following Monday) following each competition year or 15 days following the end of the designated Zone competition year and in the Paso Fino Division points are final on September 15 following the competition year.
2. Any participant wishing to dispute a tabulation or qualification or disqualification must appeal the issue in writing specifying the reasons for disputing the tabulation or qualification or disqualification (the “Dispute”). Said Dispute must be received by the Federation by December 15 (should the 15th fall on a weekend, the deadline will be set for the following Monday) following the competition year in question, except for the Paso Fino Division for which the deadline is September 15. A Dispute must be accompanied by the required fee which is not refundable. Disputes will be referred to the CEO or their designee for a ruling in the first instance, who will determine if the information which is provided in the Dispute is sufficient to alter the tabulation or qualification or disqualification. If the participant is dissatisfied with the CEO’s or their designee’s ruling, the participant may request a procedural review of these issues before the Co-Chairs of the Hearing Committee or their designees, provided that the request is made in writing and accompanied by the required fee, which will be refunded if the appeal is upheld.

GR1120 Awards

1. Awards may be offered in any division or section recognized by the Federation. The Board of Directors will determine those classifications in which awards will be offered and should competition throughout the year in any way be so slight as not to warrant the giving of an award, such award may be canceled.
2. Any requests for new awards to be added must be received in writing in the Federation office by August 1 of the preceding year and approved by the appropriate committee.
3. Presentation of breed-specific awards will be made annually at a location approved by the Federation Board of Directors.

GR1121 Presentation

1. Presentation of the Federation National Horse of the Year Awards will be made annually at a location approved by the Federation Board of Directors. The trophies awarded to the National Champions are perpetual trophies and remain in the possession of the Federation.
2. Presentation of the Federation District, Regional or Zone Horse of the Year Awards will be made at venues specified within each breed and discipline, as approved by the Federation, and the appropriate breed/discipline Committees.

SUBCHAPTER 11-F AWARD SECTIONS

GR1122 Awards Sections

Refer to Subchapters 11-C to 11-E for all general rules for all Award Sections.

GR1123 Andalusian/Lusitano Division

1. Eligibility. See GR1110.
2. Point Tabulation. See Rules GR1113-GR1119.

Started	10+	9	8	7	6	5	4	3	2	1
1st	10	9	8	7	6	5	4	3	2	1
2nd	9	8	7	6	5	4	3	2	1	
3rd	8	7	6	5	4	3	2	1		
4th	7	6	5	4	3	2	1			
5th	6	5	4	3	2	1				
6th	5	4	3	2	1					

a. Full points will be awarded to Andalusian/Lusitano classes conducted at Federation Licensed competitions. Exception: Non-Regional and Non-National Championship classes do not receive Federation HOTY points.
b. Half points will be given in the following classes: Maiden horse, Novice horse, Limit horse, and Green horse.
c. At Federation Licensed Regional level competitions, class entries will receive double points.
d. At Federation Licensed National level competitions, class entries will receive triple points.
e. Classes that are restricted to Maiden, Novice, Limit or Green riders/drivers are not counted.
f. Combined Pure Andalusian/Lusitano and Half-Andalusian/Lusitano classes do not receive points, with the following exceptions: Junior Equitation, Showmanship, Western Trail, Western Riding, Doma Vaquera, Reining, Dressage, Fantasy Costume, Heritage Tack and Attire, Traditional Tack and Attire, and Sport Horse Showmanship.
g. Produce of Dam, Get of Sire, and Cobra of Mares classes do not receive points for Halter awards.
h. Equitation and Junior Exhibitor Showmanship only count toward Junior Exhibitor awards.
i. Hunter Hack, Walk-Trot, Liberty, Musical Freestyle and Long Reining classes do not receive points.

3. Points received at the IALHA designated National Show will count solely towards National Awards and not towards any Regional Awards (see GR1111.2).
4. Regional Awards will be distributed according to the Regional Map.
5. Regional Awards will be presented at regional venues at the discretion of the IALHA Regional organizations, as approved by the Federation.
6. Award Categories. National and Regional awards will be awarded in the following categories:
   a. Andalusian/Lusitano Halter: Classes to count include stallions, mares, and geldings.
   b. Half Andalusian/Lusitano Halter: Classes to count include stallions, mares, and geldings.
   c. Andalusian/Lusitano Sport Horse In-Hand: Classes to count include: Sport Horse In-Hand and Sport Horse Showmanship.
   d. Andalusian/Lusitano Sport Horse Under Saddle: Classes to count include: Sport Horse Under Saddle and Sport Horse Show Hack are combined.
   e. Half Andalusian/Lusitano Sport Horse In-Hand: Classes to count include: Sport Horse In-Hand and Sport Horse Showmanship.
   f. Half Andalusian/Lusitano Sport Horse Under Saddle: Classes to count include: Sport Horse Under Saddle and Sport Horse Show Hack are combined.
   g. Andalusian/Lusitano English Pleasure (Open, Amateur, Junior Horse): Classes to count include Formal Saddle, Saddle Seat, Country, Hunt Seat, Pro-Am-for Open award, and Vintage Rider-for Amateur award)
   h. Half Andalusian/Lusitano English Pleasure (Open, Amateur, Junior Horse): Classes to count include Formal Saddle, Saddle Seat, Country, Hunt Seat, Pro-Am-for Open award, and Vintage Rider-for Amateur award)
   i. Andalusian/Lusitano Western Pleasure (Open, Amateur, Junior Horse): Classes to count include Western Pleasure, Pro-Am-for Open award, and Vintage Rider-for Amateur award)
   j. Half Andalusian/Lusitano Western Pleasure (Open, Amateur, Junior Horse): Classes to count include Western Pleasure, Pro-Am-for Open award, and Vintage Rider for Amateur award)
   k. Andalusian/Lusitano or Half/Andalusian/Lusitano Working Western (One Award Category): Classes to include Trail, Reining, and Western Riding.
   l. Andalusian/Lusitano Driving: Classes to count include Country Pleasure Driving, Show Pleasure Driving, Pleasure Driving, Formal Driving, and Traditional Type Carriage Driving.

m. Half Andalusian/Lusitano Driving: Classes to count include Country Pleasure Driving, Show Pleasure Driving, Pleasure Driving, Formal Driving, and Traditional Type Carriage Driving.
n. Andalusian/Lusitano Specialty (One Award Category): Classes to count include English Show Hack, Versatility English to Western, Versatility Driving to English, Native Tack & Attire, Heritage Tack & Attire, Fantasy Costume, Doma Vaquera, Best Movement, Dressage, Dressage Suitability, and Dressage Hack.
o. Half Andalusian/Lusitano Specialty (One Award Category): Classes to count include English Show Hack, Versatility English to Western, Versatility Driving to English, Costume, Fantasy Costume, Doma Vaquera, Best Movement, Dressage, Dressage Suitability, and Dressage Hack.
p. Andalusian/Lusitano Junior Exhibitor Horse: Based on the total of all points won in Andalusian/Lusitano Junior Exhibitor classes (including Equitation and Showmanship).
q. Half Andalusian/Lusitano Junior Exhibitor Horse: Based on the total of all points won in the Half Andalusian/Lusitano Junior Exhibitor classes (including Equitation and Showmanship).

7. Grand Champion Andalusian/Lusitano: Based on the total of all points won in all Andalusian/Lusitano categories.
8. Grand Champion Half Andalusian/Lusitano: Based on the total of all points won in all Half Andalusian/Lusitano categories.

ANDALUSIAN / LUSITANO REGIONAL MAP

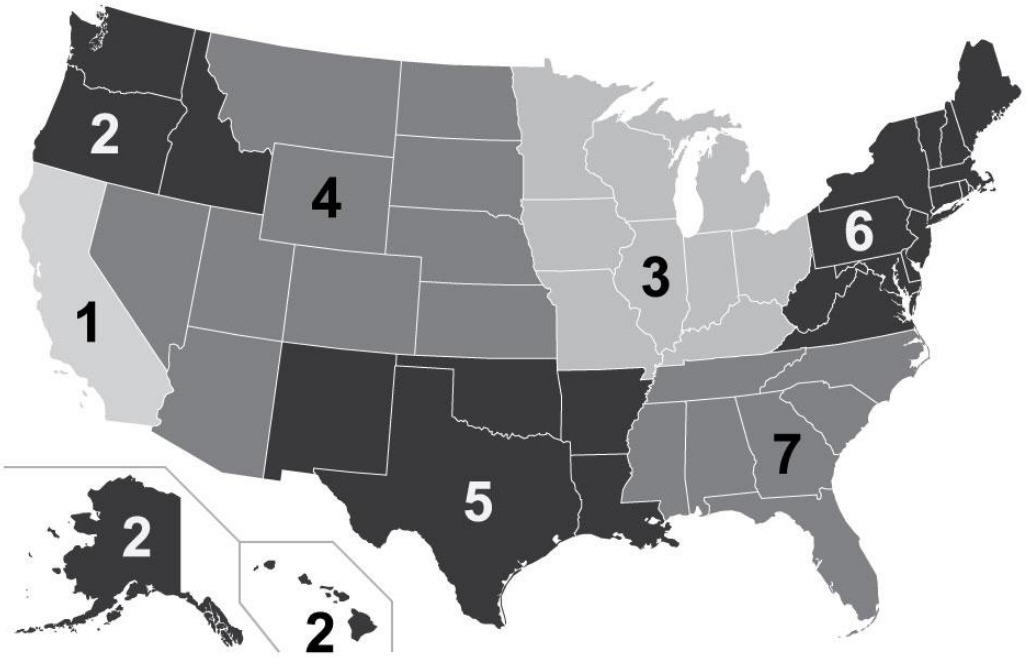

GR1124 Arabian and Half/Anglo Arabian Divisions

1. Eligibility. See GR1110.
2. Point Tabulation. See GR1113-GR1119. Points for all competitions will be awarded as follows.

Started	10+	9	8	7	6	5	4	3	2	1
1st	10	9	8	7	6	5	4	3	2	1
2nd	9	8	7	6	5	4	3	2	1	
3rd	8	7	6	5	4	3	2	1		

4th	7	6	5	4	3	2	1			
5th	6	5	4	3	2	1				
6th	5	4	3	2	1					
7th	4	3	2	1						
8th	3	2	1							
9th	2	1								
10th	1									

Full points shall be awarded to Arabian and Half/Anglo Arabian Breeding/In-Hand and Performance classes conducted at USEF Licensed Competitions.

3. Exceptions:
   a. In Breeding and/or In-Hand Championship classes, points will be awarded to only Champion and Reserve.
   b. In Breeding, In-Hand and Performance Championship classes based only on scores or high point awards are not awarded points.
   c. Half-points will be given in the following classes: Maiden, Novice, Limit and Green horse classes; no points will be awarded for Model classes.
   d. For additional restrictions, refer to GR313 Special Conditions.
4. At USEF Licensed Regional level competitions (includes East Coast and Pacific Slope), class entries will receive double points; points will be awarded only to Champion, Reserve Champion, and equally to the remaining three of the Top Five placings in Breeding, In-Hand and Performance classes. Only those Top Five placings receive points, doubled. Regional Awards will be distributed according to the Regional map. Regional Awards will be presented at regional venues at the discretion of the AHA Regional organizations, as approved by the Federation.
5. At USEF Licensed National level competitions, class entries will receive triple points; points will be awarded only to Champion, Reserve Champion, and equally to the remaining eight of Top Ten placings in Breeding, In-Hand and Performance classes. Only those Top Ten placings will receive points, trebled. Any points won at a National Championship (U.S., Youth and Sport Horse) will count solely towards National Awards and not towards any Regional Awards.
6. Award Categories. National and Regional awards will be awarded in the following categories:
   English Pleasure/Pleasure Driving—Open, Adult Amateur, Junior Exhibitor;
   Country English Pleasure/Country Pleasure Driving—Open, Adult Amateur, Junior Exhibitor;
   Hunter Pleasure—Open, Adult Amateur, Junior Exhibitor;
   Western Pleasure—Open, Adult Amateur, Junior Exhibitor;
   Working Western Horse—includes Western Trail, Reining, Working Cow horse, Cutting and Western Riding, all Ranch classes, one award category;
   Hunter— Regular Working; (includes Regular Working Hunter Open/Handy/Stake/Under Saddle and Modified Working Under Saddle/Over Fences); Green Working (includes all Green classes); Hunter Specialty (includes all ATR/JTR, AOTR/JOTR, AATR/AAOTR classes including Horses 14.2 hands and under and Working Hunter 2' section classes, Horses 14.2 Hands and Under Open; and Working Hunter 2' Open) Exception: Cross Rail classes do not count for award points;
   Specialty Horse—includes Park, English Show Hack, Ladies Side Saddle, Native Costume, Hunter Hack, Formal Combination, Informal Combination, Formal Driving, Roadster, English Trail, English and Western In-Hand Trail, Versatility, Gymkhana, Carriage Pleasure Driving, and Jumper, one award category;
   Halter-- includes Performance Halter (Stallions, Mares, Geldings for Arabian and Half/Anglo Arabians) and Breeding/In-Hand (Stallions, Mares, Geldings for Arabians and Mares and Geldings for Half/Anglo Arabians), one award category;
   Dressage—Open: Training Level; First Level; Second Level, Third Level, Fourth Level and FEI combined Level
   Amateur: Training Level; First Level; Second Level, Third Level, Fourth Level, and FEI combined Level
   Sport Horse - Sport Horse In-Hand; Sport Horse Under Saddle and Sport Horse Show Hack combine for one award category. Western Dressage-Includes Open, Amateur, and Junior Exhibitor classes for all test levels

and Western Dressage Suitability, Western Dressage Hack, Western Dressage Seat Horsemanship, and Western Dressage Seat on the rail.

7. Overall Grand Champion Categories:
   Purebred Arabian -based on the total of all points won in all Purebred Arabian categories.
   Half/Anglo Arabian-based on the total of all points won in all Half/Anglo Arabian categories.
   Arabian Gelding -based on the total of all points won in all Purebred Arabian categories.
   Purebred Arabian Junior Exhibitor- based on the total of all points won in Arabian Junior Exhibitor classes (classes combined with amateur sections will not be counted).
   Half/Anglo Arabian Junior Exhibitor -based on the total of all points won in Half/Anglo Arabian Junior Exhibitor classes (classes combined with amateur sections will not be counted).

ARABIAN / HALF / ANGLO-ARABIAN REGIONAL MAP

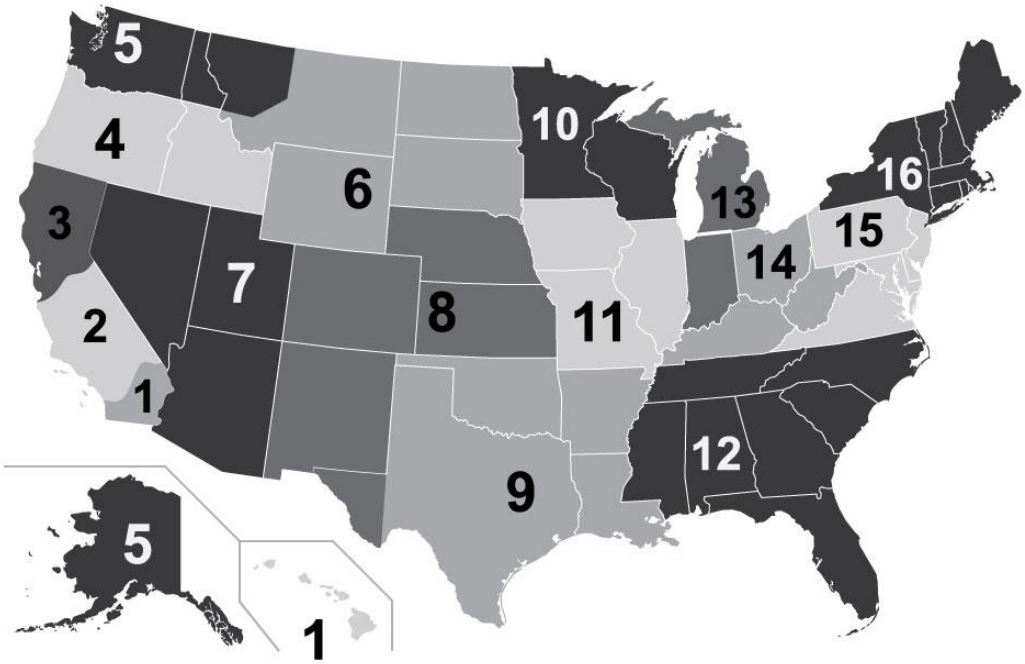

GR1125 Carriage Pleasure Driving

1. Eligibility. See GR1110.
2. Point Tabulation. See GR1113-GR1119. Points for all competitions will be awarded as follows:

Started	16+	15	14	13	12	11	10	9	8	7	6	5	4	3	2
1st	20	19	18	17	16	15	14	13	12	11	10	9	8	6	4
2nd	17	16	15	14	13	12	11	10	9	8	7	6	5	3	1
3rd	15	14	13	12	11	10	9	8	7	6	5	4	3	1	
4th	13	12	11	10	9	8	7	6	5	4	3	2	1		
5th	12	11	10	9	8	7	6	5	4	3	2	1			
6th	11	10	9	8	7	6	5	4	3	2	1				
7th	10	9	8	7	6	5	4	3	2	1					
8th	9	8	7	6	5	4	3	2	1						

9th	8	7	6	5	4	3	2	1							
10th	7	6	5	4	3	2	1								
11th	6	5	4	3	2	1									
12th	5	4	3	2	1										
13th	4	3	2	1											
14th	3	2	1												
15th	2	1													
16th	1														

The USEF Licensed Regional breed/discipline competitions will receive double points.
The USEF Licensed National Championship breed/discipline competitions will receive triple points.

3. Award categories. Awards will be given in the following award categories:
   a. Carriage Pleasure Driving Single Horse, Carriage Pleasure Driving Pair Horses, Carriage Pleasure Driving Tandem Horses, Carriage Pleasure Driving Multiple Horses (3 or more), Coaching Horses, Coaching Ponies, Carriage Pleasure Driving Single Pony, Carriage Pleasure Driving Pair Ponies, Carriage Pleasure Driving Tandem Ponies, Carriage Pleasure Driving Multiple Ponies (3 or more), and Driven Dressage at the Training, Preliminary, Intermediate and Advanced levels. (Exception: Concours d'Elegance)
   b. ½ Points will be awarded in any of the above classes with the following restrictions: Maiden, Novice, and Limit Horses and/or Drivers.
   c. The combination for a pair is made up of three horses or ponies; the combination for a four-in-hand is made up of five/six horses or ponies. The combinations must be declared before the first show of the competition year in which they are competing, and any substitution to this combination will constitute a new combination which will be awarded points as a new entry. No points from the original combination carry forward and a separate form is required. The form must be received in the Federation office two weeks prior to the start date of the competition in which they will be competing. Declaration forms are available at http://www.usef.org/_IFrames/breedsdisciplines/discipline/allcpdriving/forms.aspx.
4. The winner with the most points in all Carriage Pleasure Driving categories combined will be named the overall winner.

GR1126 Connemara

1. For eligibility see GR1110 and CO101.
2. Point tabulations. See GR1113-1119. Points will be awarded according to the number of horses defeated in a class for which the Federation has class specifications. Three points will be awarded for every horse defeated in a class at Federation Licensed Competitions. Championship In Hand classes will be awarded double points.
3. Awards will be given in the following categories for horses participating in Federation Connemara competitions or Connemara classes held at Federation competitions as described in Chapter CO:
   a. Purebred Connemara Mare- to include points earned in In Hand classes for purebred mares 3 years of age and older
   b. Purebred Connemara Stallion or Gelding-to include points earned in In Hand classes for purebred stallions or geldings 3 years of age and older
   c. Purebred Connemara Hunter- One award category
   d. Purebred Connemara Jumper- One award category
   e. Halfbred Connemara Hunter - One award category
   f. Halfbred Connemara Jumper - One award category
4. Awards will be given in the following categories. To be eligible, horses competing in Federation Open Licensed Competitions, must have breed registration papers, or verification of registration from the ACPS, filed with the Federation prior to the first day of competition in order for the points at the competition to count.
   a. Open Purebred Connemara Dressage (All Federation and FEI levels/tests)
   b. Open Halfbred Connemara Dressage (All Federation and FEI levels/tests)

c. Open Purebred Connemara Eventing: awarded to purebred Connemaras competing in Beginner Novice through Training levels at Federation Eventing Competitions.
d. Open Halfbred Connemara Eventing: awarded to halfbred Connemaras competing in Beginner Novice through Training levels at Federation Eventing Competitions.
e. Open Purebred or Halfbred Connemara Eventing Modified through Advanced Levels: awarded to purebred or halfbred Connemaras competing in Modified through Advanced levels, including the equivalent FEI levels, at Federation Eventing Competitions, for which the Federation tabulates points. The McKenna Trophy is awarded to the highest ranking purebred or halfbred Connemara within this HOTY category.
f. Open Purebred Connemara Jumper: Awarded to purebred Connemaras competing in Jumper classes which accrue National HOTY points per GR1134.5
g. Open Halfbred Connemara Jumper: Awarded to halfbred Connemaras competing in Jumper classes which accrue National HOTY points per GR1134.5
h. Open Purebred Connemara Hunter: Awarded to the highest ranking Purebred Connemara competing in Open Hunter classes, excluding Pony Hunter classes, which accrue National HOTY points per 1132 at Federation Licensed Competitions.
i. Open Halfbred Connemara Hunter: awarded to the highest ranking halfbred Connemara competing in Open Hunter classes which accrue National HOTY points per GR1132 at Federation Licensed Competitions.
j. Open Purebred Connemara Pony Hunter: Awarded to purebred Connemaras competing in the Regular Hunter Pony section, the Children's Hunter Pony section, and/or the Green Hunter Pony section in Federation Hunter Competitions. The Clifden Trophy is awarded to the highest ranking purbred Connemara within this HOTY Category.

5. Special Awards
Awards will be given in the following categories. To be eligible, horses competing in Federation Open Licensed Competitions, must have breed registration papers, or verification of registration from the ACPS, filed with the Federation prior to the first day of competition in order for the points at the competition to count.
   a. Seldom Seen Trophy: to be awarded to the highest placing purebred or halfbred Connemara ridden by a junior at USEF Dressage competitions.

BOD 06/17/2025 Effective 12/01/2025

GR1127 Driving, Combined

1. Eligibility. See GR1110.
2. Point Tabulation. See GR1113-GR1119. Points for Combined Driving competitions will be awarded as follows:

If 16 or more competitors have started		**15**	**14**	**13**	**12**	**11**	**10**	**9**	**8**	**7**	**6**	**5**	**4**	**3**	**2**	**1**
1st	20	19	18	17	16	15	14	13	12	11	10	9	8	6	4	1
2nd	17	16	15	14	13	12	11	10	9	8	7	6	5	3	1	
3rd	15	14	13	12	11	10	9	8	7	6	5	4	3	1		
4th	13	12	11	10	9	8	7	6	5	4	3	2	1			
5th	12	11	10	9	8	7	6	5	4	3	2	1				
6th	11	10	9	8	7	6	5	4	3	2	1					
7th	10	9	8	7	6	5	4	3	2	1						
8th	9	8	7	6	5	4	3	2	1							
9th	8	7	6	5	4	3	2	1								
10th	7	6	5	4	3	2	1									
11th	6	5	4	3	2	1										

12th	5	4	3	2	1											
13th	4	3	2	1												
14th	3	2	1													
15th	2	1														
16th	1															

a. If only a single competitor completes the Combined Driving competition, they will receive a single point for the completion so long as the competitor competes in the same category in at least three competitions in the same competition year.
b. Half Points will be awarded for all categories at Short Format Driving Events where three (3) phases of Dressage, Modified Marathon, and Cones are included.

3. Award Categories. Awards will be given in the following award categories for the following divisions:
   a. Open & Novice Advanced divisions: Combined Driving Single Horse, Combined Driving Pair Horses, Combined Driving Four-In-Hand Horses, Combined Driving Single Pony, Combined Driving Pair Ponies, and Combined Driving Four-In-Hand Ponies.
   b. Intermediate, Preliminary, and Training divisions: Combined Driving Single Horse, Combined Driving Pair Horses, Combined Driving Four-in-hand Horses, Combined Driving Single Pony, Combined Driving Pair Ponies, Combined Driving Four-in-hand Ponies, Combined Driving Single Small Pony, Combined Driving Pair Small Ponies, Combined Driving Four-in-hand Small Ponies, Combined Driving Single Very Small Equine, Combined Driving Pair Very Small Equine, and Combined Driving Four-in-hand Very Small Equine.
   c. Para-Driving awards will be given in the Para-Driving Single Pony and Para Driving Single Horse categories. Para drivers competing in able bodied Combined Driving divisions will earn HOTY points for the relevant Para-Driving awards in accordance with this section.
   d. Horses and ponies competing in combinations (Pair or Four-in-Hand) will accrue points by the driver's entry. A unit for a pair consists of up to three horses or ponies and is still considered the same unit until at least half of the equines have changed. A unit for a four-in-hand consists of up to five horses or ponies and is still considered the same unit until at least half of the equines have changed. A new unit will constitute a new combination and will accrue points as a new entry for that driver.

GR1128 Endurance Awards

1. Endurance Riding Division
   Award Categories. National awards will be awarded in the following categories:
   a. Career Horse Mileage Recognition
   b. Career Rider Mileage Recognition
   c. Career Horse/Rider Combination Mileage Recognition
   d. Top Ten National-Ranked Senior Riders
   e. Top Ten National-Ranked Young Riders
   f. Top Ten National-Ranked Junior Riders
   g. Endurance Horse of the Year Award
   h. Endurance Rider of the Year Award
   i. Endurance Best Condition Season Award

GR1129 English Pleasure

1. Eligibility. See GR1110.
2. Point Tabulation. See GR1113-GR1119.
3. Points for all eligible classes will be awarded according to the following chart:
   a. Points for all eligible classes at Local competitions will be awarded 1/2 value.

Started	**16+**	**15**	**14**	**13**	**12**	**11**	**10**	**9**	**8**	**7**	**6**	**5**	**4**	**3**	**2**	**1**

1st	20	19	18	17	16	15	14	13	12	11	10	9	8	4	2	1
2nd	17	16	15	14	13	12	11	10	9	8	7	6	5	3	1	
3rd	15	14	13	12	11	10	9	8	7	6	5	4	3	1		
4th	13	12	11	10	9	8	7	6	5	4	3	2	1			
5th	12	11	10	9	8	7	6	5	4	3	2	1				
6th	11	10	9	8	7	6	5	4	3	2	1					
7th	10	9	8	7	6	5	4	3	2	1						
8th	9	8	7	6	5	4	3	2	1							
9th	8	7	6	5	4	3	2	1								
10th	7	6	5	4	3	2	1									
11th	6	5	4	3	2	1										
12th	5	4	3	2	1											
13th	4	3	2	1												
14th	3	2	1													
15th	2	1														
16th	1															

4. National Awards will be given in the following categories through 6th place:
   a. English Pleasure Saddle Seat
   b. English Pleasure Hunter Seat
   c. English Pleasure Driving
5. Classes not to count towards national awards include: Classes restricted riders or drivers with maiden, novice, or limit status, Classes designated as Amateur-Owner-Trainer, Horsemanship, Combined Hunter Seat and Saddle Seat classes, Walk/Trot classes, unrated classes per GR902.2, and classes listed in GR313.2.

GR1130 Friesian

1. Eligibility. See GR1110.
2. Point Tabulation. See GR1113-GR1119.
   a. Points for all eligible classes (See GR1130.3-GR1130.7) at Friesian competitions will be awarded according to the following chart:

Started	**16+**	**15**	**14**	**13**	**12**	**11**	**10**	**9**	**8**	**7**	**6**	**5**	**4**	**3**	**2**	**1**
1st	20	19	18	17	16	15	14	13	12	11	10	9	8	4	2	1
2nd	17	16	15	14	13	12	11	10	9	8	7	6	5	3	1	
3rd	15	14	13	12	11	10	9	8	7	6	5	4	3	1		
4th	13	12	11	10	9	8	7	6	5	4	3	2	1			
5th	12	11	10	9	8	7	6	5	4	3	2	1				
6th	11	10	9	8	7	6	5	4	3	2	1					
7th	10	9	8	7	6	5	4	3	2	1						
8th	9	8	7	6	5	4	3	2	1							
9th	8	7	6	5	4	3	2	1								
10th	7	6	5	4	3	2	1									
11th	6	5	4	3	2	1										
12th	5	4	3	2	1											
13th	4	3	2	1												

14th	3	2	1													
15th	2	1														
16th	1															

b. Points for all eligible classes (See GR1130.3-GR1130.7) at IFSHA designated regional competitions will be awarded at double value.
c. Points for all eligible classes (See GR1130.3-GR1130.7) at the IFSHA designated national competition will be awarded at triple value.
d. Points for all eligible classes (See GR1130.3-GR1130.7) at Local competitions will be awarded 1/2 value.

3. National and Regional awards will be given in the following categories through 6th place:
   a. Friesian In Hand - To include points earned from all In Hand classes including open, amateur, masters, junior exhibitor, owner to lead, all horse genders, and all horse age groups.(Exception: Trail In-Hand-see Friesian Specialty Horse).
   b. Friesian Saddle Seat - To include all points earned in Saddle Seat (Country Pleasure, Pleasure, and Park) classes. All classifications of those classes (Open, Amateur, Owner to Ride) all rider age groups (adult or junior exhibitor), all horse genders, and all horse age groups.
   c. Friesian Hunter - To include all points earned in Hunter Pleasure & Hunter Hack classes. All classifications of those classes (Open, Amateur, Owner to Ride), all rider age groups (adult or junior exhibitors), all horse genders, and all horse age groups.
   d. Friesian Western -To include all points earned in Western Pleasure, e.g., all classifications of those classes (Open, Amateur, Owner to Ride), all rider age groups (adult and junior exhibitors), all horse genders, and all horse age groups.
   e. Friesian Driving - To include all points earned in all types of driving classes (Show Driving, Fine Harness, Country Pleasure Driving, Reinsmanship, Working, Turnout, Pleasure, Carriage Costume - Period/Fantasy, Drive and Ride, Drive, Ride and Jump,and Sjees) all hitches (tandem, random, unicorn, single, pair, and four-in-hand), Obstacle (Timed, Pick Your Route, Gambler's Choice) all horse genders, all horse age groups, all classifications of those classes (open and amateur exhibitors) and all driver age groups (adult and junior exhibitor).
   f. Friesian Dressage - To include all points from Dressage Suitability, Dressage Hack, and Dressage Tests, all horse genders, all horse age groups, all classifications (open, and amateur exhibitors) all rider age groups (adult and junior exhibitors).
   g. Friesian Specialty Horse - One award category, based on the total number of points from Costume (Fantasy, Period, & Armor), English Show Hack, Liberty, Tandem riding, English and Western Trail, all Walk/Trot Classes (not to include Junior equitation classes or Lead line) Reining, Parade, Western Dressage and any rated Friesian class not mentioned in any previous category within this rule.
   h. Part-bred Friesian In Hand - To include points earned in all In-Hand classes in Open, amateur, masters, junior exhibitors, owner to lead, all horse genders, and all horse age groups, and all age groups. (Exception: Trail In-Hand-see Friesian Specialty Horse).
   i. Part-bred Friesian Saddle Seat - To include all points earned in Saddle Seat (Country Pleasure, Pleasure, and Park) classes. All classifications of those classes, (Open, Amateur, Owner to Ride), all rider age groups (adult or junior exhibitors), all horse genders, and all horse age groups.
   j. Part-bred Friesian Hunter - To include all points earned in Hunter Pleasure & Hunter Hack classes, all classifications of those classes (Open, Amateur, Owner to Ride), all rider age groups (adult or junior exhibitors), all horse genders and all horse age groups.
   k. Part-bred Friesian Western - To include all points earned in Western Pleasure, e.g., all classifications of those classes (Open, and amateur, Owner to Ride) all rider age groups (adult and junior exhibitors), all horse genders, and all horse age groups.
   l. Part-bred Friesian Driving - To include all points earned in all types of driving classes (Show Driving, Fine Harness, Country Pleasure Driving, Reinsmanship, Working, Turnout, Pleasure, Carriage Costume - Period/Fantasy, Drive and Ride, Drive, Ride and Jump,and Sjees) all hitches (tandem, random, unicorn, single, pair, and four-in-hand), Obstacle (Timed, Pick Your Route, Gambler's Choice) all horse genders, all horse age groups, all classifications of those classes (open and amateur exhibitors) and all driver age groups (adult and junior exhibitors).

m. Part-bred Friesian Dressage - To include all points from Dressage Suitability, Dressage Hack, and Dressage Tests, all horse genders, all horse age groups, all classification (open, and amateur exhibitors) all rider age groups (adult and junior exhibitor).
n. Part-bred Friesian Specialty Horse - One award category, based on the total number of points from Costume (Fantasy, Period, & Armor), English Show Hack, Liberty, Tandem riding, English and Western Trail, all Walk/Trot Classes not to include Junior equitation classes or Lead line, Reining, Parade, Western Dressage and any rated Part-bred Friesian class not mentioned in any previous category within this rule.

4. Grand Champion Friesian is based on the total points won in all Friesian categories as specifically stated above in all categories.
5. Grand Champion Part-bred Friesian is based on the total points won in all Part-bred Friesian categories, as specifically stated above
6. Friesian Junior Exhibitor Award - To include points from all junior exhibitor classes (including but not limited to all performance, in-hand, equitation, and showmanship classes).
7. Part-bred Friesian Junior Exhibitor Award - To include points from all junior exhibitor classes (including but not limited to all performance, in-hand, equitation, and showmanship classes).

FRIESIAN REGIONAL MAP

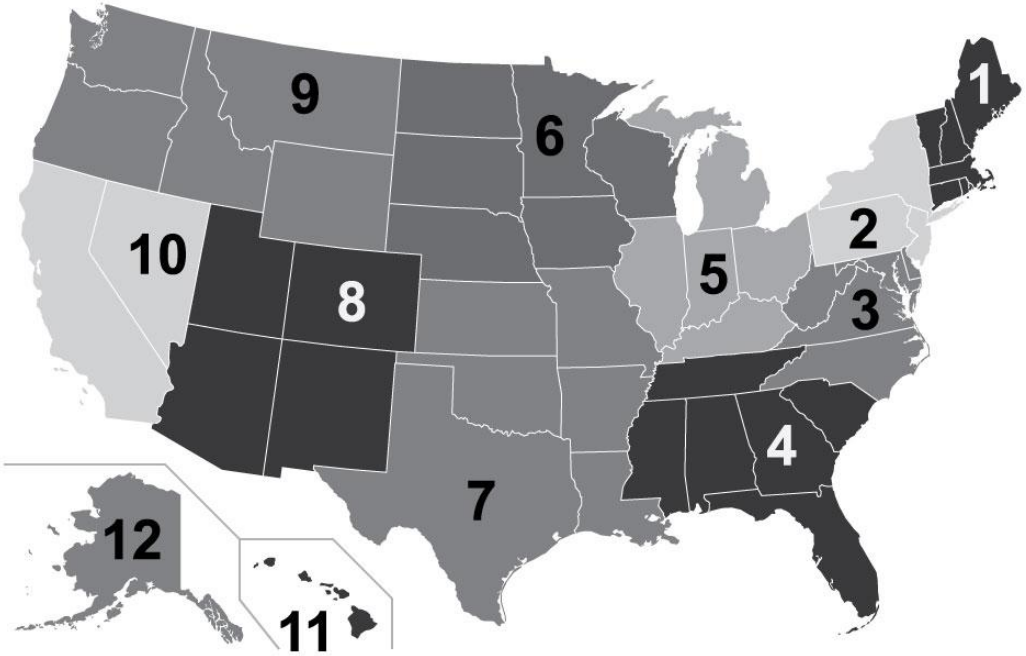

GR1131 Hackney

1. Eligibility. See GR1110.
2. Point Tabulation. See GR1113-GR1119. Points for all competitions will be awarded as follows:

First	Second	Third	Fourth	Fifth	Sixth
20	12	8	4	2	1

3. The Kentucky State Fair World's Championship Horse Show will receive triple points.
4. Regional Awards will be distributed according to the Hackney Regional map.

5. Regional Awards may be presented at an appropriate venue within each region as approved by the Federation.
6. Award Categories. A National Award will be given for the category of Hackney Horse. National & Regional Awards will be given in the following categories: Open Hackney Pony, Amateur Hackney Pony, Open Harness Pony, Amateur Harness Pony, Show Pleasure Pony Driving, Hackney Roadster Pony (shares one award with Open Roadster Pony), Amateur Hackney Roadster Pony (shares one award with Amateur Roadster Pony), and Junior Exhibitor Hackney Roadster Pony (shares one award with Junior Exhibitor Roadster Pony). See GR1139.6.

HACKNEY REGIONAL MAP

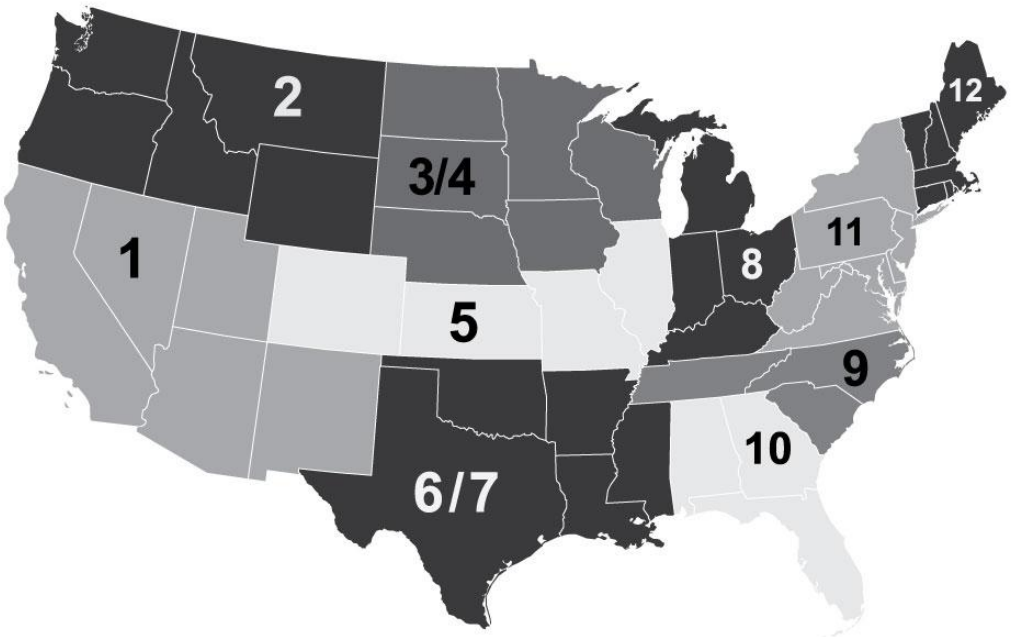

GR1132 Hunter and Equitation Divisions

1. Eligibility
   a. Points toward any Horse of the Year Award for the Hunter Division will not be credited until the applications and fees for the horse's recording, exhibitor's registration, transfer of ownership, name change or addition of owner(s) and owner's Senior Active, Junior Active or Life membership are received online by the Federation offices. Furthermore, points toward any Horse of the Year Awards for the Hunter Division will not be credited until the applications and fees for the horse's USHJA Horse Registration, transfer of ownership, name change, or addition of owner(s) and the owner's USHJA Active or USHJA Life membership are received by the USHJA offices. Exception: Applications for USHJA Individual Membership and USHJA Horse Registrations submitted at Licensed Competitions.

b. USHJA Zone points toward any Hunter/Jumping Seat Equitation Division Rider of the Year Awards will not be credited until the applications and fees for the horse's USHJA registration, and rider's USEF and USHJA's active membership are received by the Federation and USHJA offices. Exception: Applications for USHJA Individual Membership and USHJA Horse Registration submitted at Licensed Competitions.

2. Point Tabulation. See GR1113-GR1119.
3. In the Hunter division, points are calculated according to the Hunter Division Point Chart. Exception: National awards for Green Hunter 3'0", 3'3", 3'6" and 3'9", Young Hunter 5 and under, Young Hunter 6 and under, Young Hunter 7 and under, High Performance and Performance Hunter 3'3" and 3'6", Green Conformation Hunter 3'6", and High Performance Conformation Hunter will be calculated using two systems towards two separate sets of national awards. The national Money Won Awards will be based on the money won by each horse in their respective section. The national Points Awards will be calculated according to the Hunter Division Point Chart. Both money won and points won in hunter classics, the USHJA International Hunter Derby, the USHJA National Hunter Derby, and the USHJA Green Hunter Incentive Stake will be included. The money won and points won in the USHJA International Hunter Derby will only be awarded towards a declared Hunter section for HOTY points if a horse competes in the declared section a minimum of five (5) times during the competition year. The money won and points won in the USHJA Green Hunter Incentive Stake will only be awarded toward a declared Hunter section for HOTY points if a horse competes in the declared section a minimum of three (3) times during the competition year.
4. All Hunter competitions are required to offer the minimum number of classes and amounts of prize money listed in GR312 for each approved Hunter section. If sections are canceled or entries are insufficient to award all prize money offered then only money offered to the number of places awarded must be distributed. All Hunter competitions must state their hunter rating clearly on the cover of the prize list. See Subchapter HJ-3 for Hunter competition rating requirements.
5. Hunter Division Point Chart:
   Base points per section rating:
   Regional and National Hunter Rated Competitions

Exhibitors	3-8	9-15	16-25	26+
1st	15	20	25	30
2nd	10	15	20	25
3rd	8	12	16	20
4th	6	9	12	15
5th	5	8	11	14
6th	4	7	10	13
7th	3	6	9	12
8th	2	5	8	11

Premier Hunter Rated Competition

Exhibitors	3-8	9-15	16-25	26+
1st	18	23	28	33
2nd	13	18	23	28
3rd	11	15	19	23
4th	8	11	14	17
5th	7	10	13	16
6th	6	9	12	15
7th	5	8	11	14
8th	4	7	10	13

Hunter Prize Money Chart
For prize money requirements refer to HJ116

6. Points are calculated according to the Hunter Division Point Chart based on the number of horses that compete in the first performance class of the section. (Exception: where individual classes may be entered in which case the points will be calculated by the number of entries that competed in each individual class (see HU119). In the under saddle classes points will be calculated on the number of horses entered.
7. Bonus points for Hunter Classics will be awarded according to HU175.
8. Number of entries. The number of entries for the Hunter Division is determined by the number of entries that compete in the first performance class of the section, except in sections where individual classes may be entered in which case the number of entries will be determined by the number of entries that competed in each individual class (see HU135). In the under saddle classes the number of entries will be determined by the number of horses entered. Competition management must post within 12 hours of the completion of the class, in a prominent place on the competition grounds, the number of entries that compete in the first performance class of each rated Hunter section, signed by the officiating Judge.
9. Hunter Division Section champions will be awarded 2.0 times the total 1st place point value of the first class in that section toward any National Horse of the Year point award based on points earned. Section reserve champions will be awarded 1.2 times the total 1st place value of the first class in that section towards any National Horse of the Year award based on points earned. Exception: For National Horse of the Year awards that are based on money won, Section Champions in the Green Hunter 3'0", 3'3", 3'6", and 3'9", Young Hunter 5 and under, Young Hunter 6 and under, Young Hunter 7 and under, High Performance Hunter, Green Conformation Hunter 3'6", Performance Hunters 3'3", Performance Hunters 3'6", and High Performance Conformation Hunter will be awarded dollars equal to 10% of the total prize money offered for each respective section towards National Horse of the Year awards. Reserve Champions will be awarded dollars equal to the amount of 5% of the total prize money for each respective section.
10. Hunter Division Section Awards
    In the Hunter division, points for ribbons won or money won, if applicable, in any rated section will be awarded in two awards channels. Channel I includes Premier("AA") and National ("A") rated hunter competitions and Channel II includes Regional ("B") rated hunter competitions. Points earned or money won, if applicable, in a channel are exclusive to that award channel.
    a. Hunter Division Section awards are offered for the following at the National level from the Federation and at the Zone level from USHJA: Green Conformation Hunter 3'6", Green Hunter 3'0", 3'3", 3'6" and 3'9", High Performance Conformation Hunter, High Performance Hunter, Performance Hunters 3'3", Performance Hunters 3'6", Young Hunter 5 and under, Young Hunter 6 and under, Young Hunter 7 and under, Small Green Pony Hunter, Medium Green Pony Hunter, Large Green Pony Hunter, Small Pony Hunter, Medium Pony Hunter, Large Pony Hunter, Small Junior Hunter 15 yrs. & under, Small Junior Hunter 16-17 yrs., Large Junior Hunter 15 yrs. & under, Large Junior Hunter 16-17 yrs., Amateur Owner Hunter - 18-35 Years Old and Over 35 Years Old, Ladies Side Saddle, Amateur Owner Hunter 3'3" 18-35 Years Old and Over 35 Years Old, Small Hunter, Small Junior Hunter 3'3", 15 yrs. & under, Small Junior Hunter 3'3" 16-17 yrs., Large Junior Hunter 3'3" 15 yrs. and under and Large Junior Hunter 3'3" 16-17 yrs, Children's Hunter Ponies, Children's Hunter Horses, Low Children's Hunter Horse, Low Children's Hunter Pony, Adult Amateur Hunter 18-35 Years Old, Adult Amateur Hunter Over 35 Years Old, Low Adult Amateur Hunter, Small Hunter, USHJA Hunter 2'0", 2'3", 2'6", 2'9" and 3'0", and Thoroughbred Hunter.
    b. The USHJA shall determine the Zone HOTY points to be awarded for its USHJA Hunter Championships, Finals and Classes. The USHJA shall notify the Federation and publish the point scale to be utilized on the USHJA website a minimum of 60 days prior to the start of each event.
11. Hunter Competitions Utilizing Federation HOTY Points/money won for Qualification for their Events.
    a. Premier and National hunter rated competitions (including those held in conjunction with Jumper Level 1-6 competitions) must utilize the applicable Channel I HOTY points for qualification purposes.
    b. Regional hunter rated competitions (including those held in conjunction with Jumper Level 1-3 Jumper competitions) must utilize the applicable Channel II HOTY points for qualification purposes.
12. Grand Champion Horse of the Year Awards are based on National points and are offered for the following Hunter sections:
    a. Amateur Owner Hunter: awarded to the horse with the most points from the rider age sections of Amateur Owner Hunter 3'6"
    b. Amateur Owner Hunter 3'3": awarded to the horse with the most points from the rider age sections of Amateur Owner Hunter 3'3"

c. Junior Hunter 15 Years & Younger: awarded to the horse with the most points in the 15 & Under rider age section of the 3'6" Junior Hunters
d. Junior Hunter 16-17 Years: awarded to the horse with the most points in the 16-17 rider age section of the 3'6" Junior Hunters
e. Pony Hunter: awarded to the pony with the most points from the small, medium and large Regular Hunter Pony sections
f. Green Hunter Pony: awarded to the pony with the most points from the small, medium and large Green Hunter Pony sections
g. Conformation Hunter: awarded to the horse with the most points from the High Performance Conformation Hunter and Green Conformation Hunter 3'6" sections
h. Green Hunter: awarded to the horse with the most points from the Green Hunter 3'0", 3'3", 3'6" and 3'9" sections.
i. High Performance Hunter: awarded to the horse with the most points from the High Performance Hunter section
j. Young Hunter: awarded to the horse with the most points from the Young Hunter 5 and under, Young Hunter 6 and under, Young Hunter 7 and under sections.

13. USHJA Zone Rider of the Year Hunter/Jumping Seat Equitation Division Awards.
The following specifications will apply for the
Age Group Equitation Hunter section unless addressed by specific USHJA Zone specifications (available at www.ushja.org):
a. Awards are offered for the following at the Zone level: Equitation 14 and under, Equitation 15-17, Adult Equitation 18-35 and Adult Equitation 36 and over.
b. Points will be awarded in accordance with the Hunter/Jumping Seat Equitation Increment Chart.

1st	20
2nd	15
3rd	10
4th	6
5th	5
6th	4
7th	3
8th	2

c. Section champions will be awarded 2.0 times the total 1st place point value. Section reserve champions will be awarded 1.2 times the total 1st place value.
d. Competition management may offer Age Group Equitation classes divided at their discretion. Equitation that is offered by age will be awarded points that will be credited to the age groups defined in GR1132.12.a or the relevant Zone Specifications.
e. Age Group Equitation classes for junior riders to be shown over a course of not less than eight fences and the fence heights cannot exceed 3'6" (or 1.10m when class specifications list fence height in metric) and wings are optional.
f. Age Group Equitation classes for adult amateurs to be shown over a course of not less than eight fences and the fence height cannot exceed 3'3" (or 1.0m when class specifications list fence height in metric).
g. The USHJA shall determine the Zone HOTY points to be awarded for its USHJA Equitation Championships, Finals and Classes. The USHJA shall notify the Federation and publish the point scale to be utilized on the USHJA website a minimum of 120 days prior to the start of each event.

14. For the purposes of the USHJA Zone awards, ribbons won in any National or Premier rated section will receive points per GR1132.5. For the purposes of the USHJA Zone Equitation awards, ribbons won at any competition will receive points per GR1132.13b. USHJA Zone Awards will be distributed according to the Zone map.
15. Presentation of the USHJA Zone Horse of the Year Awards will be made at Zone meetings at the discretion of Zone Committees and auspices of Zone Committees, only after approval of the USHJA.

BOD 06/17/2025 Effective 12/01/2025

ZONE MAP

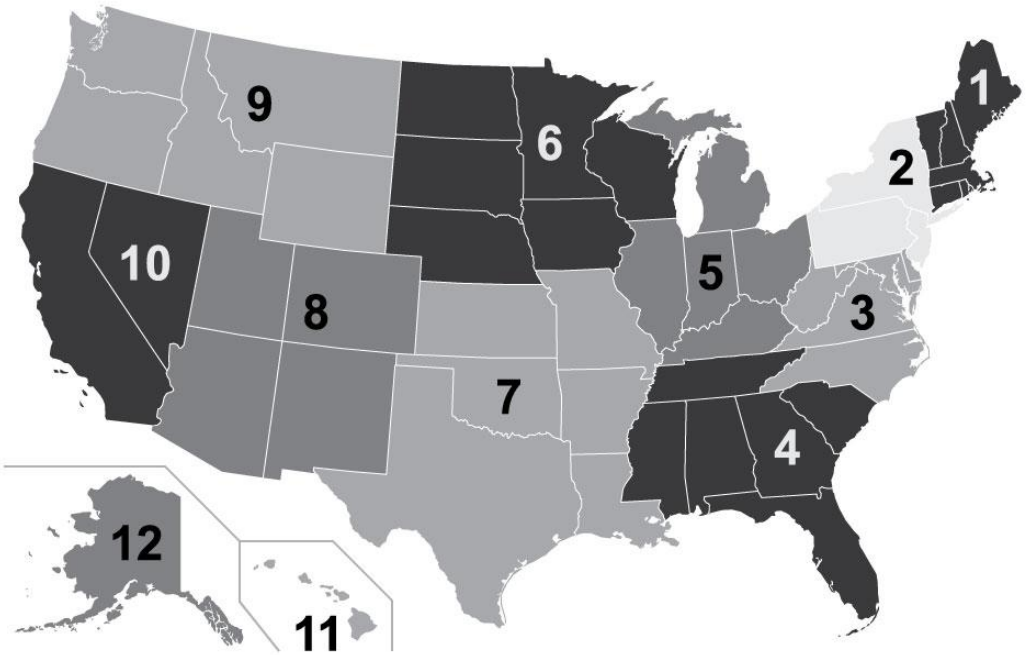

GR1133 Pony Hunter Breeding and Hunter Breeding

1. Eligibility- Points toward any Horse of the Year Award will not be credited until the applications and fees for the horse's recording, exhibitor's registration, transfer of ownership, name change or addition of owner(s) and owner's Senior Active, Junior Active or Life membership are received online by the Federation. Furthermore, points toward any Horse of the Year Awards will not be credited until the applications and fees for the horse's USHJA Horse Registration, transfer of ownership, name change or addition of owners(s) and the owner's USHJA Active or USHJA Life membership are received by the USHJA offices. Exception: Applications for USHJA Individual Membership and Horse Recordings submitted at Licensed Competitions.
2. Hunter Breeding Awards are offered for the following at the Zone level from USHJA and National level from the Federation: Hunter Breeding Yearling, Hunter Breeding Two-Year-Old, and Hunter Breeding Three-Year-Old.
3. The horse accumulating the most National points out of the Yearling, Two-Year-Old and Three-Year-Old Hunter Breeding (horse) sections will be awarded the Grand Champion Hunter Breeding Award.
4. Pony Hunter Breeding awards are only offered at the Zone level from USHJA for the following: Pony Hunter Breeding Yearling, Pony Hunter Breeding Two-Year-Old, Pony Hunter Breeding Three-Year-Old.
5. Point Tabulation
   a. Classes with combined age groups do not count toward the Horse or Zone Horse of the Year Awards. Exception: Best Young Horse and Best Young Pony classes. See also GR1113.
   b. Points will be based on the number of horses/ponies in the class as follows:

Number in class	1st	2nd	3rd	4th
1	1 (*)			
2	2	1 (*)		
3 - 10	5	3	2	1
11+	10	6	4	2

c. (*) If a horse or pony that competes in a qualifying class with less than three entries becomes Best Young Horse/Pony or Reserve Best Young Horse/Pony at that competition, they will receive full points for the qualifying class (i.e. 5 pts. for 1st, 3 pts. for 2nd).
d. Points awarded in the Best Young Horse Class for the Championship and Reserve Championship are based on the total number of horses entered in all rated classes of the Hunter Breeding section.

Total number	Champion	Reserve
1 - 2	2 points	1 point
3 - 14	5 points	3 points
15 or more	10 points	6 points

e. Pony Hunter Breeding Championship points are based on the total number of ponies in the rated classes of the Pony Hunter Breeding Division (Yearling, Two year-olds, and Three year-olds) 1 to 14 total entries: Champion 5 points, Reserve 3 points 15 or more entries: Champion 10 points, Reserve 6 points.

6. Presentation of the USHJA Zone Horse of the Year Awards will be made at Zone meetings at the discretion of Zone Committees and auspices of Zone Committees, only after approval of the USHJA.
7. USHJA Zone awards will be distributed according to the USHJA Zone map.
8. The USHJA shall determine the National, Zone HOTY points to be awarded for its USHJA Hunter Breeding Finals and Classes. The USHJA shall notify the Federation and publish the point scale to be utilized on the USHJA website a minimum of 120 days prior to the start of each event.

GR1134 Jumpers

1. Eligibility.
Points toward any Horse of the Year Award will not be credited until the applications and fees for the horse's recording, exhibitor's registration, transfer of ownership, name change or addition of owner(s) and owner's Senior Active, Junior Active or Life membership are received by the Federation. Furthermore, points toward any Horse of the Year Awards will not be credited until the applications and fees for the horse's USHJA Horse Registration, transfer of ownership, name change or addition of owner(s) and the owner's USHJA Active or USHJA Life membership are received by the USHJA offices. Exception: Applications for USHJA Individual Membership and Horse Recordings submitted at Licensed Competitions.
2. Point Tabulation. See GR1113-GR1119. 1.00/1.05m Junior Jumper, 1.10/1.15m Junior Jumper, 1.00/1.05m Amateur Jumper, 1.10/1.15m Amateur Jumper USHJA Zone Horse of the Year Awards and Pony, 0.90m Young Jumper, 1.00m Young Jumper, 1.10m Young Jumper, 1.20m Young Jumper, 1.30m Young Jumper National and USHJA Zone Horse of the Year Awards will be based on the following:

Exhibitors	3-8	9-15	16-25	26+
1st	15	20	25	30
2nd	10	15	20	25
3rd	8	12	16	20
4th	6	9	12	15
5th	5	8	11	14
6th	4	7	10	13
7th	3	6	9	12
8th	2	5	8	11

*Determined by the number of entries that competed (see JP136.13) in the class.

3. The 1.20/1.25m Junior Jumper, 1.30/1.35m Junior Jumper, and 1.40/1.45m Junior Jumper, 1.20/1.25m Amateur Jumper, 1.30/1.35m Amateur Jumper, and 1.40/1.45m Amateur Jumper, U25 and Young Rider Jumper Horse of the Year Awards will be based on one point for every dollar won in their classification at Regular Competitions.

4. The Open Jumper Horse of the Year Award will be based on money won in classes which comply with JP151, classes of $25,000 or more. One point for every dollar won will be awarded.
5. Award Categories. Federation National awards will be given in the following categories: 1.00/1.05m Junior, 1.10/1.15m Junior, 1.20/1.25m Junior, 1.30/1.35m Junior, 1.40/1.45m Junior, 1.00/1.05m Amateur, 1.10/1.15m Amateur, 1.20/1.25m Amateur, 1.30/1.35m Amateur, 1.40/1.45m Amateur, Open, Pony, Thoroughbred Jumper, Young Rider and U25. Zone Horse of the Year Awards will be given by USHJA in the following categories (see JP119 for Zone specifications): 1.00/1.05m Junior, 1.10/1.15m Junior, 1.20/1.25m Junior, 1.30/1.34m, Junior, 1.40/1.45m Junior, 1.00.1,05m Amateur, 1.10/1.15m Amateur, 1.20/1.25m Amateur, 1.30/1.35m Amateur, 1.40/1.45m Amateur, Pony, Young Riders, U25 and Thoroughbred Jumper. National awards will be offered in two awards channels as follows:
    a. Channel I – Based on placings at standalone Jumper Level 4-6 competitions or Jumper Level 1-6 competitions held in conjunction with a Premier(“AA”) or National (“A”) rated hunter competition.
    b. Points earned in a channel are exclusive to that award category.
    c. Channel II – Based on placings at standalone Jumper Level 1-3 competitions or Jumper Level 1-3 competitions offered in conjunction with a Regional (“B’) rated hunter competition.
    d. Points earned in a channel are exclusive to that award category.

6. USHJA Zone awards will be distributed according to the Zone map. USHJA Zone awards will be offered in two awards channels as follows:
    a. Channel I – Based on placings at standalone Jumper Level 4-6 competitions or Jumper Level 1-6 competitions held in conjunction with a Premier (“AA”) or National (“A”) rated hunter competition.
    b. Channel II – Based on placings at standalone Jumper Level 1-3 competitions or Jumper Level 1-3 competitions offered in conjunction with a Regional (“B”) rated hunter competition.
    c. Points earned in a channel are exclusive to that award channel.

7. Presentation of the USHJA Zone Horse of the Year Awards will be made at the discretion and auspices of Zone Committees, only after approval of the USHJA.
8. The USHJA shall determine the National, Zone HOTY points to be awarded for its USHJA Jumper Championships, Finals and Classes. The USHJA shall notify the Federation and publish the point scale to be utilized on the USHJA website a minimum of 120 days prior to the start of each event.
9. Jumper Competitions Utilizing Federation HOTY Points for Qualification for their Events.
    a. Standalone Jumper Level 4-6 competitions or Jumper Level 1-6 competitions held in conjunction with a Premier or National rated hunter competition must utilize the applicable Channel I HOTY points for qualification purposes.
    b. Standalone Jumper Level 1-3 competitions or Jumper Level 1-3 competitions held in conjunction with a Regional rated hunter competition must utilize the applicable Channel II HOTY points for qualification purposes.

BOD 06/17/2025 Effective 12/01/2025

GR1135 Morgan Horse Division

1. Eligibility. See GR1110.
2. Point Tabulation. See GR1113-GR1119. In-hand classes will accrue points in all age group classes as listed below. Junior and Senior Champion and Reserve Champion ribbons will receive double points; Grand Champion and Reserve In-Hand will receive triple points.
3. All other restricted classes will count 1/2 points (Maiden, Novice, Limit, Green Horse classes and classes held at Local competitions).
4. In all other classes points will count as follows:

First	Second	Third	Fourth
20	12	8	4

Points in all Championship Performance classes will be scored as follows:

Champion	Reserve	Third	Fourth

40	24	16	8

Local competitions will receive half points.

5. Categories. National and Regional awards will be given in the following:
   a. ENGLISH PLEASURE - Open, Amateur, Junior Exhibitor;
   b. WESTERN PLEASURE—Open, Amateur, Junior Exhibitor;
   c. PLEASURE DRIVING—Open, Amateur; Junior Exhibitor;
   d. CLASSIC PLEASURE SADDLE;
   e. CLASSIC PLEASURE DRIVING;
   f. PARK - Saddle and Harness
   g. HUNTER PLEASURE—Open, Amateur, Junior Exhibitor;
   h. IN-HAND;
   i. CARRIAGE-Classes offered in the CP rules of the USEF rule book will count towards this award. Exception: Concours D'Elegance; Classes which are restricted (number of ribbons won; number of USEF Carriage Pleasure Driving competitions completed; number of years of competition experience; entry status: maiden, novice, limit; driver status: junior, adult, professional, amateur, maiden, novice, limit; horse status: maiden, novice, limit, size, age, sex) will count as half points;
   j. DRESSAGE—Training, 1st Level, Second Level through Fourth Level;
   k. ROAD HACK;
   l. VERSATILE MORGAN—Jumper, Parade, Roadster, Reining, Trail, Cutting, Working Hunter O/F and U/S, Hunter Hack, Bridle Path Hack, Sport Horse (In-Hand and Under Saddle) and Working Western.
   m. Western Dressage-Includes Open, Amateur, and Junior Exhibitor classes for all test levels and Western Dressage Suitability, Western Dressage Hack, Western Dressage Seat Horsemanship, and Western Dressage Seat on the rail.
6. Grand Champion Morgan Horse is based on the total of all points won in all Morgan categories.
7. For purposes of distributing Regional awards the following map will be used: Region 4 - Alabama, Florida, Georgia, Mississippi, Tennessee; Region 10 - Delaware, District of Columbia, Maryland, North Carolina, South Carolina, Virginia.
8. Regional awards will be presented at a place determined by each AMHA regional organization. Or if no regional organization exists, by a committee of Morgan club presidents selected by and chaired by the AMHA regional director of that region.
9. All Federation members receiving awards must also be members of AMHA prior to the presentation of the awards.

MORGAN REGIONAL MAP

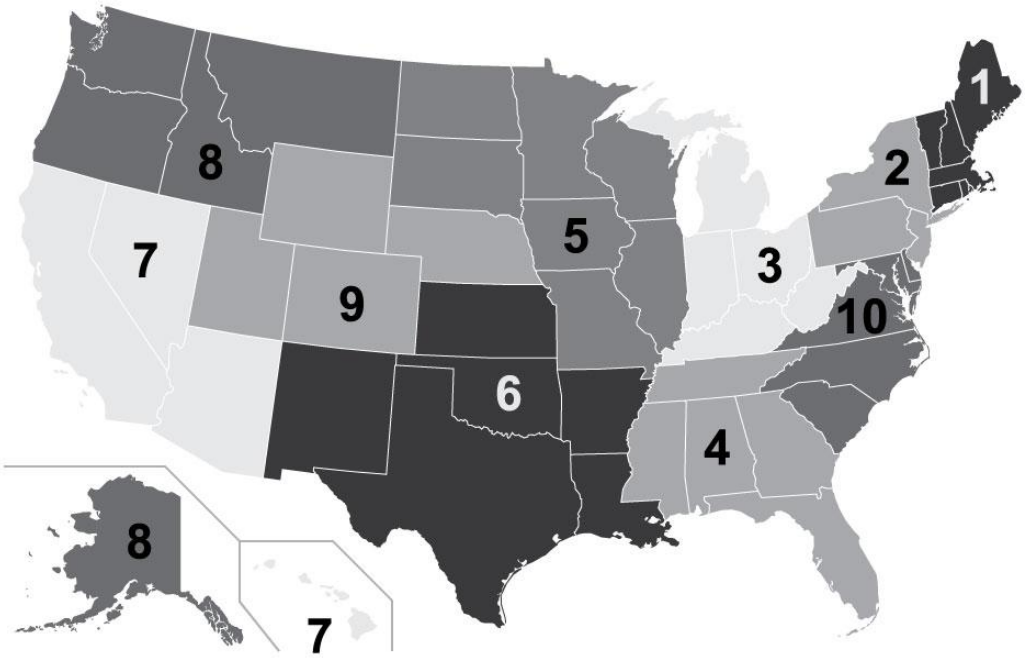

GR1136 National Show Horse

1. Eligibility. See GR1110.
2. Point Tabulation. See GR1113-GR1119.
   Points for all competitions will be awarded as follows:

Started	10+	9	8	7	6	5	4	3	2	1
1st	10	9	8	7	6	5	4	3	2	1
2nd	9	8	7	6	5	4	3	2	1	
3rd	8	7	6	5	4	3	2	1		
4th	7	6	5	4	3	2	1			
5th	6	5	4	3	2	1				
6th	5	4	3	2	1					
7th	4	3	2	1						
8th	3	2	1							
9th	2	1								
10th	1									

3. Championship classes will receive double points; NSHR District classes will receive double points; NSHR National Finals classes will receive triple points.
4. Awards will be given on a National basis.
5. Categories. National awards will be given in the following categories: English Pleasure, Pleasure Driving, Three-Gaited, Five-Gaited, Fine Harness, Country Pleasure, Hunter Pleasure, Show Hack, Western Pleasure.

GR1137 Paso Fino

1. Eligibility. See GR1110.

2. Point Tabulation. See GR1113-GR1119. Points will be awarded according to the number of horses beaten in a class for which the Federation has class specifications. Exception: In Equitation classes no points will be awarded. 3 points will be awarded for every horse beaten in a class at a Federation Regular Competition. 1 point will be awarded at Federation Local Competitions. Championship classes will be awarded double points.
3. Award Categories. National awards will be given in the following categories:
   a. Fino
   b. Performance
   c. Pleasure
   d. Specialty
   e. Amateur
   f. Junior exhibitor-based on the total of all points won in junior exhibitor classes (exception: equitation and horsemanship)
   g. Sub-junior-based on the total of all points won in sub junior classes (exception: equitation and horsemanship)
4. Grand Champion Paso Fino- based on the total of all points won in all Paso Fino categories.

GR1138 Reining

1. Eligibility. See GR1110.
2. Point Tabulation. Points will be awarded according to the number of horses beaten in a class. A rated competitions will award 2 points for every horse beaten; B, C, and Local rated competitions will award 1 point for every horse beaten in the class. Championship classes will be awarded double points.
3. Award Categories. National Awards will be given in the following categories: Open, Non-Pro/Adult Amateur, Junior Exhibitor.

GR1139 Roadster

1. Eligibility. See GR1110.
2. Point Tabulation. See GR1113-GR1119. Points for all competitions will be awarded as follows:

Started	6+	5	4	3	2	1
1st	6	5	4	3	2	1
2nd	5	4	3	2	1	
3rd	4	3	2	1		
4th	3	2	1			
5th	2	1				
6th	1					

The Kentucky State Fair World's Championship Horse Show will receive triple points.

3. Regional Awards will be distributed according to the Hackney Regional Map.
4. Regional Awards will be presented at an appropriate venue within each region.
5. Award Categories. National and Regional Awards will be given in the following categories: Roadster Horse Under Saddle, Roadster Horse To Bike, Amateur Roadster Pony, Junior Exhibitor Roadster Pony, Open Roadster Pony (shares one award with Hackney Roadster Pony). See GR1131.6.

GR1140 American Saddlebred

1. Eligibility. See GR1110. All horses must be registered American Saddlebred Horses, and owners must be members of ASHBA.
2. Point Tabulation. See GR1113-GR1119. Points for all competitions will be awarded as follows:

Started	6+	5	4	3	2	1
1st	6	5	4	3	2	1

2nd	5	4	3	2	1	
3rd	4	3	2	1		
4th	3	2	1			
5th	2	1				
6th	1					

a. The Kentucky State Fair World's Championship Horse Show will receive triple points.
b. The UPHA/American Royal National Championship Horse Show will receive double points for qualifying classes and triple points for the Championship and/or Stake classes.
c. The Saddle and Bridle Hunter Classic Final and Saddle and Bridle Shatner Western Final held at the St. Louis National Charity Horse Show will receive triple points.

3. Regional Awards will be distributed according to the American Saddlebred Regional Map.
4. Regional Awards may be presented at an appropriate venue within each region as approved by the Federation
5. Award Categories. National and Regional awards will be given in the following categories: Three-Gaited Park Horse, Open Three-Gaited American Saddlebred, Amateur Three-Gaited American Saddlebred, Junior Exhibitor's Three-Gaited American Saddlebred, Open Five-Gaited American Saddlebred, Three Gaited Park Pleasure, Amateur Five-Gaited American Saddlebred, Junior Exhibitor's Five-Gaited American Saddlebred, Adult Three-Gaited Show Pleasure Horse, Junior Exhibitor Three-Gaited Show Pleasure, Five-Gaited Show Pleasure Horse, Country Pleasure English Horse, Country Pleasure Western Horse, Show Pleasure Driving Horse, Country Pleasure Driving Horse, Country Pleasure Hunter Horse, Open Fine Harness, Amateur Fine Harness.

AMERICAN SADDLEBRED REGIONAL MAP

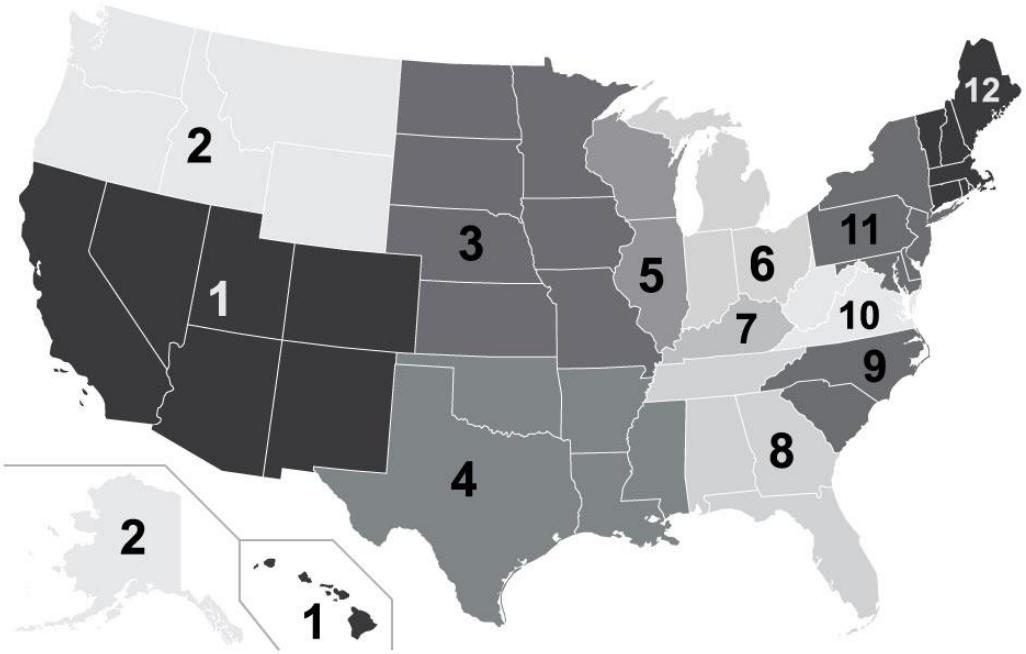

GR1141 Shetland Division

1. Eligibility. See GR1110.

2. Point Tabulation. See GR1113-GR1119. Points for all competitions will be awarded as follows:

Started	10+	9	8	7	6	5	4	3	2	1
1st	10	9	8	7	6	5	4	3	2	1
2nd	9	8	7	6	5	4	3	2	1	
3rd	8	7	6	5	4	3	2	1		
4th	7	6	5	4	3	2	1			
5th	6	5	4	3	2	1				
6th	5	4	3	2	1					
7th	4	3	2	1						
8th	3	2	1							
9th	2	1								
10th	1									

Local competitions will receive half points.

3. Award Categories.
   a. A National High Point Award will be given for Shetlands participating in Shetland sections as described in Chapter SP.
   b. An Overall Open Competition High Point Award will be given for Shetlands participating in open Dressage, Carriage Pleasure Driving, Combined Driving or Hunter divisions.

GR1142 Vaulting

1. Eligibility. See GR1110.
2. Points are based on the following:
   To be eligible for an award, a horse must have participated in a minimum of three USEF recognized vaulting competitions. Only horses that carry the same vaulter/s for all classes in a division are eligible. The horse must receive a qualifying average horse score of 6.000 or greater. Only the highest average horse score for each award category in a competition will be converted to points for this program. The sum of the three highest point totals (one from each competition) will be used to determine award winners in each category. Points will be used to determine awards only in the competition year in which they are earned.
3. Award Category. A National High Point Award will be given in the following categories: Individual Vaulting Horse, Pas de Deux Vaulting Horse, and Team Vaulting Horse.

GR1143 Welsh Pony, Cob and Half Welsh

1. Welsh Pony Awards are offered for the following at the Regional and National level
   a. Welsh English Pleasure Sections A&B, 12.2 & Under (junior to ride)
   b. Welsh English Pleasure Sections B over 12.2 and up to 14.2 (junior to ride)
   c. Welsh English Pleasure Sections C&D (junior/adult to ride)
   d. Welsh English Pleasure Sections A&B- (adult to ride)
   e. Welsh Pleasure Driving, Sections A&B (junior/adult to ride)
   f. Welsh Hunter Sections A&B (junior to ride)
   g. Welsh Hunter Sections C&D (junior/adult to ride)
   h. Welsh Hunter Sections A&B- Adult to Ride (adult to ride)
2. Half/Part-Bred Welsh Awards are offered for the following at the Regional and National level:
   a. Half/Part-Bred Welsh English Pleasure (junior/adult to ride)
   b. Half /Part-Bred Welsh Hunter (junior/adult to ride)
3. An overall Western Pleasure award is offered for the following at the Regional and National Level:
   a. Western Pleasure Sections A, B, C & D and Half/Part-Bred Welsh (junior/adult to ride)

4. Full points shall be awarded to classes with three or more entries within the Welsh division conducted at A rated competitions based on the chart in point 5. below. Classes with fewer than three entries will receive reduced points based on the respective chart in point 5. below. Model classes will receive half points.
5. Points shall be awarded based on the following:

Classes with three or more entries				
Rating	**First**	**Second**	**Third**	**Fourth**
A	20	12	8	4
Classes with two entries				
A	8	4		
Classes with one entry				
A	4			

Championship points will be awarded as follows for championships won in sections with three (3) or more entries. No points will be given for championships awarded in sections or classes that have fewer than three (3) entries completing each class:

	Champion	**Reserve**
A Rating	12	8

6. For the purposes of Regional awards, ribbons won in any A rated section will receive A points. Regional Awards will be distributed according to the Regional map.
7. Presentation of the Federation Regional Horse of the Year Awards may be made at Regional meetings at the discretion of Regional Committees.

If a section is divided in any way (ex: divided by age; Jr. and Adult or divided by section: A/B, C/D, Half/Part) each split section must meet the minimum requirements for prize money and number of classes.		
Section	Minimum number of classes	Minimum prize money
Welsh English Pleasure Sec. A&B, 12.2 & under (junior to ride)	3	$50.00
Welsh English Pleasure Sec. B, over 12.2 & up to 14.2 (junior to ride)	3	$50.00
Welsh English Pleasure Sec. C&D, 12.2 & under (junior/adult to ride)	3	$50.00
Welsh English Pleasure Sec. A&B (adult to ride)	3	$50.00
Half/Part Bred Welsh English Pleasure (junior/adult to ride)	3	$50.00
Welsh Pleasure Driving Sec. A&B (junior/adult to ride)	3	$50.00
Welsh Hunter Sec. A&B (junior to ride)	3	$50.00
Welsh Hunter Sec. C&D (junior/adult to ride)	3	$50.00
Welsh Hunter Sec. A&B (adult to ride)	3	$50.00

Half/Part-Bred Welsh Hunter (junior/adult to ride)	3	$50.00
Welsh Western Pleasure Sec. A,B,C,D and Half/Part-Bred Welsh (junior/adult to ride)	3	$50.00

WELSH REGIONAL MAP

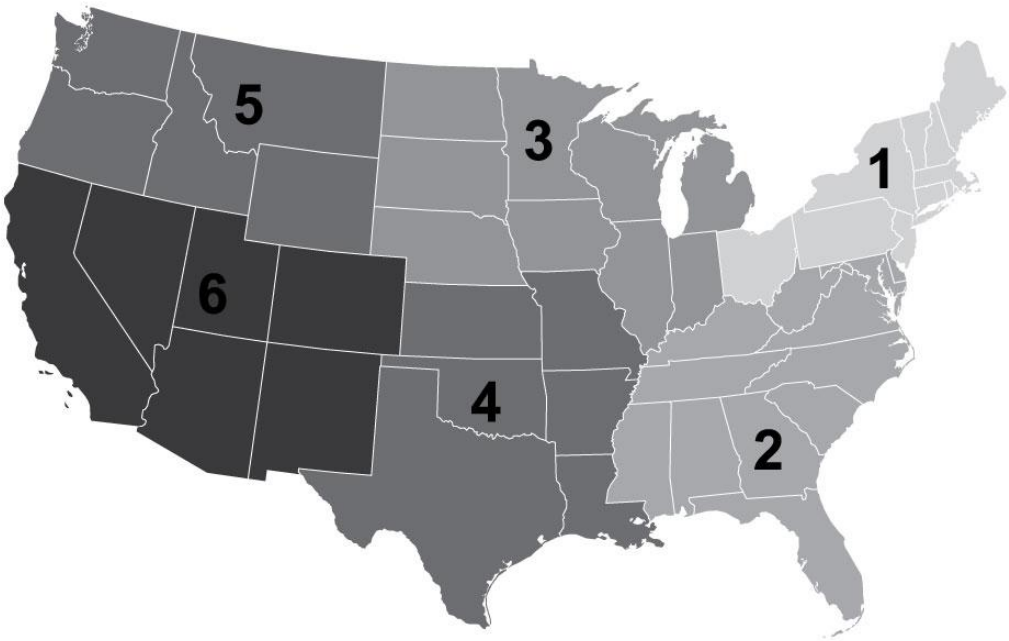

GR1144 Western

1. Eligibility. See GR1110.
2. Point Tabulation. Points will be awarded according to the number of horses beaten in a class. A rated competitions will award 2 points for every horse beaten; B, C, and Local rated competitions will award 1 point for every horse beaten in the class. Championship classes will be awarded double points.
3. Award Categories. National and Regional Awards will be given in the following categories:
   a. TRAIL—Open, Adult Amateur, Junior Exhibitor;
   b. WESTERN PLEASURE—Open, Adult Amateur, Junior Exhibitor.
   c. RANCH - All Ranch classes listed in the Western Chapter.
4. For purposes of distributing Regional Awards refer to the Regional map in GR1123.

GR1145 Western Dressage

1. Eligibility: See GR 1110.
2. Point Tabulation: See GR 1113-1119.
   a. Full points will be awarded to classes conducted at USEF licensed Western Dressage competitions, as well as competitions holding open Western Dressage classes.
   b. Points in all classes will be awarded as follows: They are awarded on the scores of rides versus placings. Scores are achieved through a horse and rider combination (unit).
3. Award Categories:
   a. Open
      1. Intro Tests (1-4)
      2. Basic Tests (1-4)

3. Level 1 Tests (1-4)
4. Level 2 Tests (1-4)
5. Level 3 Tests (1-4)
6. Level 4 Tests (1-4)
7. Level 5 Tests (1-4)
8. Western Dressage Suitability
9. Western Dressage Hack
10. Western Dressage Seat Horsemanship
11. Western Dressage Seat on the rail

b. Amateur
1. Intro Tests (1-4)
2. Basic Tests (1-4)
3. Level 1 Tests (1-4)
4. Level 2 Tests (1-4)
5. Level 3 Tests (1-4)
6. Level 4 Tests (1-4)
7. Level 5 Tests (1-4)
8. Western Dressage Suitability
9. Western Dressage Hack
10. Western Dressage Seat Horsemanship
11. Western Dressage Seat on the rail

c. Junior:
1. Intro Tests (1-4)
2. Basic Tests (1-4)
3. Level 1 Tests (1-4)
4. Level 2 Tests (1-4)
5. Level 3 Tests (1-4)
6. Level 4 Tests (1-4)
7. Level 5 Tests (1-4)
8. Western Dressage Suitability
9. Western Dressage Hack
10. Western Dressage Seat Horsemanship
11. Western Dressage Seat on the rail

Level Score	60.00-64.99%	65.00-69.99%	70.00-74.99%	75.00%+
Introductory	1	2	3	4
Basic	1.5	3	4.5	6
Level 1	2	4	6	8
Level 2	2.5	5	7.5	10
Level 3	3	6	9	12
Level 4	3.5	7	10.5	14
Level 5	4	8	12	16

For pattern classes, the chart above will be used to tabulate points. For rail classes, the chart below will be used to tabulate points.

Started	**10+**	**9**	**8**	**7**	**6**	**5**	**4**	**3**	**2**	**1**
1st	10	9	8	7	6	5	4	3	2	1
2nd	9	8	7	6	5	4	3	2	1	
3rd	8	7	6	5	4	3	2	1		
4th	7	6	5	4	3	2	1			

© USEF 2026

5th	6	5	4	3	2	1				
6th	5	4	3	2	1					
7th	4	3	2	1						
8th	3	2	1							
9th	2	1								
10th	1									

SUBCHAPTER 11-G ZONE FINAL COMPETITIONS

GR1146 Zone Finals

Information on zone finals/championships is available from USHJA.

CHAPTER 12 COMPETITION OFFICIALS, EMPLOYEES, AND VOLUNTEERS

SUBCHAPTER 12-A COMPETITION OFFICIALS

GR1201 Licensee - Operation of Competition

GR1202 Manager

GR1203 Competition Secretary

GR1204 Veterinarian

GR1205 Course Designer

GR1206 Farrier

GR1207 Designated Competition Office Representative

SUBCHAPTER 12-B COMPETITION EMPLOYEES AND VOLUNTEERS

GR1208 Ringmaster

GR1209 Timekeeper

SUBCHAPTER 12-C DUTIES OF COMPETITION MANAGEMENT IN GENERAL

GR1210 General

GR1211 Appointment of Officials and Employees

SUBCHAPTER 12-D DUTIES CONCERNING COMPETITION RECORDS

GR1212 Prize Lists

GR1213 Entries

GR1214 Results

SUBCHAPTER 12-E DUTIES CONCERNING FACILITIES

GR1215 Stabling

GR1216 Facilities

SUBCHAPTER 12-F DUTIES CONCERNING ENFORCEMENT OF FEDERATION RULES

GR1217 Rules

GR1218 Protests, Charges and Violations

GR1219 Use of Official Video

© USEF 2026

CHAPTER 12 COMPETITION OFFICIALS, EMPLOYEES, AND VOLUNTEERS

SUBCHAPTER 12-A COMPETITION OFFICIALS

GR1201 Licensee - Operation of Competition

The Licensee of a Licensed Competition is responsible for the operation of the competition. The Licensee may appoint a Show Committee or Competition Management of at least three responsible people who must be available at all times to act in executive capacity. It is the duty of the Licensee to enforce all the rules of the Federation from the time entries are admitted to the competition grounds until their departure.

GR1202 Manager

1. An individual acting in this capacity, or as Assistant Manager, is required to be a Senior Active Member of the Federation. Any individual acting as the Competition Manager of a hunter and/or jumper Open (not restricted to a breed) competition must be a Senior Active member in good standing of the United States Hunter Jumper Association, Inc. The competition manager of a Federation- licensed/USDF-recognized competition must be a current USDF Participating or Group member in good standing at the time competition recognition is granted and on the date of the competition. Anyone acting in the capacity of Competition Manager at a Federation licensed competition must complete applicable Federation education requirements or Federation approved Affiliate education requirements prior to the start date of the competition.
2. Licensed Competitions should exercise extreme care in the selection and appointment of a competition manager for the mutual benefit of committees, exhibitors and spectators. Any member of a Show Committee or Competition Management who performs the duties assigned herein to the competition manager, in lieu of an appointed manager, is in fact the responsible officer within the meaning of these rules and must be so named in the prize list. A thorough knowledge of the rules of the Federation is one of the requisites of a person serving as a competition manager.
3. Any competition manager who violates or knowingly permits violation of the rules of the Federation at their competition is subject to disciplinary action by the Hearing Committee in accordance with the Federation Bylaws.
4. The following is prohibited for a Competition Manager:
   a. Act as a Judge, Steward, Technical Delegate, or Certified Schooling Supervisor for their own competition.
   b. Act as a Competition Manager where a Competition Manger's family member, cohabitant, companion, domestic partner, housemate, or member of Competition Manger's household officiates as a Judge, Steward, Technical Delegate, or Certified Schooling Supervisor at said manager's competition.
5. A manager or secretary of a Dressage Competition or an organizer of an Eventing Competition may not compete as rider or handler in their own competition. However, a manager or secretary may show Hors de Concours if they designate an assistant in charge while they are showing. This does not absolve the manager's or secretary's duties and responsibilities.
6. A qualified manager of a Federation Licensed Competition must be present throughout the competition they are managing while classes are underway. However, they may leave the competition grounds if they designate a qualified assistant manager in charge during the time of their absence. This does not absolve the manager of their duties and responsibilities.
7. The manager of a Level 3, Level 4 or Level 5 Dressage Competition must be eligible according to the criteria listed in DR126 and listed in the Dressage Levels chart posted on the Federation website.

GR1203 Competition Secretary

1. An individual(s) who processes entries or performs such other duties as assigned by the Board of Directors, the Show Committee or Competition Management, and manager. A secretary of a Dressage Competition may not serve as judge or compete as rider or handler in their own competition. However, a secretary may show Hors de Concours if they designate an assistant in charge while they are showing. This does not absolve the secretary's duties and responsibilities. An individual acting in this capacity, or as Assistant Secretary, must be an Individual Senior Active member of The Federation.

2. The secretary of a Level 3, Level 4 or Level 5 Dressage Competition must be eligible according to the criteria listed in DR126 and listed in the Dressage Levels chart posted on the Federation website. The competition secretary of a Federation- licensed/USDF-recognized competition must be a current USDF Participating or Group member in good standing at the time competition recognition is granted and on the date of the competition.

GR1204 Veterinarian

1. The official veterinarian shall be a licensed graduate of an accredited veterinary school in good standing in their state of practice, be familiar with the current Federation Equine Drugs and Medications Rules and have experience in equine veterinary practice. The official veterinarian shall not rule on soundness in classes in which they or a family member may have a horse or pony entered or measure any horses or ponies in which a conflict of interest exists due to personal or family interest in the equine. The official veterinarian may be a competitor and the competition will still be in compliance with the requirements of GR1211.5 (Exception: Eventing). Veterinary emergencies shall take precedence over competing.
2. They shall render complete veterinary service to visiting International Teams and feature attractions; the cost of drugs, x-rays, laboratory procedures and expendable equipment is to be paid for by the competition or as otherwise provided prior to the competition. The examination and treatment, except when requested by the judge, of all other horses in the competition shall be on a private practice basis.
3. The veterinarian shall assist management in all matters pertaining to the health and welfare of the animals in the competition.
4. The official veterinarian's decision, if requested by the judge as to the serviceable soundness of a horse (i.e., whether the horse shows evidence of lameness, broken wind, or complete loss of sight in either eye), will be final for the purpose of awarding ribbons in the class for which they have been called.
5. The official veterinarian, if called upon by the judge, will act as consultant in regard to structural faults, defects and blemishes in areas which might impair a horse's activity and durability. Having received the benefit of the veterinarian's consultation, the judge will then place the horses in question at their own discretion, based on their relative merits in light of the entire class specifications.
6. The veterinarian will immediately, after leaving the ring, file a statement of their findings with the competition secretary, setting forth therein the number and title of the class, the number of the horse, the date and time of day. The veterinarian must have their certificate of finding read and signed by the steward of the competition on duty during the particular class.
7. Examination of a horse in the ring by a veterinarian must be done as inconspicuously as possible and in such manner as not to draw public attention thereto. Cooperation of judges to this end is required.
8. It is the duty of the veterinarian to assist the steward/technical delegate in the measurement of any animal requiring measurement in accordance with the rules of the Federation. (See Chapter 5, Chapter HJ (HJ126.8).
9. Veterinarian(s) for Federation Licensed Endurance competitions must be selected a) from a list of Federation Endurance veterinarians.

GR1205 Course Designer

1. Please see Chapter 10 for course designer types and requirements.

GR1206 Farrier

A farrier cannot officiate in any class in which they are an exhibitor. The farrier must report promptly when called to the ring to make repairs during a class.

GR1207 Designated Competition Office Representative

1. A Designated Competition Office Representative need not be appointed at all competitions. It is at the discretion of the Steward/Technical Delegate to appoint one if the circumstances so require. Some examples that may require the Steward/Technical Delegate to appoint a Designated Competition Office Representative are:

   a. Large competition grounds or eventing courses that may cause an extraordinary amount of time to reach the competition office.
   b. Many arenas that require the Steward's/Technical Delegate's attention.
   c. Special classes that require the Steward/Technical Delegate to remain at the schooling area.
   d. A large number of entries at the competition, which may cause many trips to the competition office for collection of the Drugs and Medications Report Form.
2. Further the Designated Competition Office Representative must be a Federation Senior Member and an office staff person mutually agreed upon by the Competition Management and Competition Steward/Technical Delegate.
3. The Designated Competition Office Representative will be responsible to collect, date, sign, and issue receipt for all the paper Medication Report Forms submitted. Additionally, all paper Medication Report Forms are to be given to the Steward/Technical Delegate on a daily basis. It is the Steward's/Technical Delegate's sole responsibility to inspect, sign and return all the Medications Report Forms to the Federation office. Paper Medication Report Forms may only be used when it is impossible to submit an online form.

SUBCHAPTER 12-B COMPETITION EMPLOYEES AND VOLUNTEERS

GR1208 Ringmaster

A ringmaster cannot officiate in any class of a competition in which they or a member of their family or any of their clients is an exhibitor.

GR1209 Timekeeper

A timekeeper cannot officiate in a class in which a member of their family or any of their clients is competing (Exceptions: Dressage Classes and Eventing Competitions). See also GR831.1 and GR833.

SUBCHAPTER 12-C DUTIES OF COMPETITION MANAGEMENT IN GENERAL

GR1210 General

Apply annually to the Federation for dates for the competition.

1. Medal Classes.
   a. Competitions offering Hunter/Jumping Seat Medal classes must offer at least three additional classes under Federation rules suitable for those competitors who are eligible to compete in the Medal. These classes do not have to be Equitation classes.
   b. Competitions cannot restrict cross entries between Medal classes.
   c. NOTE: Permission to hold a Medal class will not be granted to more than one, one day Licensed Competition held on consecutive days with the same management at the same location.
   d. Following the holding of the USEF Hunter Seat Medal, the USEF Adult Equitation Class and/or the USEF Pony Medal Class, Competition Management shall forward to the Federation a total amount representing the per entry fee in each class.
   e. Following the holding of Federation Saddle Seat Medal and Saddle Seat Adult Amateur Medal classes, Competition Management shall forward to the Federation a total amount representing the per entry fee in each class.
   f. Following the holding of USEF Western Equitation Junior Medal and Adult Amateur Medal Classes, Competition Management shall forward to the Federation a fee per rider in each class.
2. National competition grounds must have a level surface area for measurement (when there are divisions that require measurement) in accordance with GR507.
3. See that animals required to be measured are correctly measured by the rules and order the measurement of any horse whose height or length of foot is protested by an exhibitor.
4. Competition management must place a minimum of one (1) sharps container per competition, regardless of whether stabling is provided.

a. If stabling is provided, for every fifty (50) occupied stalls, one (1) sharps container must be provided for the disposal of needles and other disposable sharp instruments. These containers must be placed in visible, accessible, and convenient locations in barns housing competition horses.
b. Sharps Containers: A sharps container is made of puncture-resistant plastic with leak-resistant sides and bottom. It has a tight fitting, puncture resistant lid, which does not allow sharps to come out of the container. Sharps containers must be properly labeled to warn of hazardous waste inside the container. Sharps containers must not be altered in any way from its manufactured form, such as removal of security measures or drilling of the plastic. Sharps containers must be protected from the elements as to not collect rainwater
c. It is competition management's responsibility to dispose of contents of sharps containers when the container is three-quarters (3/4) full, in accordance with community guidelines for proper disposal methods. Competition management may fine any individuals including trainers, owners, exhibitors, or their agents up to $100.00 for improper disposal of needles or other sharp disposable instruments.
d. If local law has more stringent requirements than the above, related to sharps containers or disposal, local law will prevail. Competitions that fail to place the required number of containers on the competition grounds or dispose of the contents properly will be considered in violation of the rules and may be subject to penalty as determined by the CEO or their designee and/or the Hearing Committee.

5. Competition Management is required to submit a Post Competition Report, along with the appropriate fees, to the Federation, electronic date stamped within 10 calendar days after the close of the competition. Fees must be submitted by check, money order, credit card or wire transfer; cash will not be accepted as proper payment. For purposes of this rule, a Post Competition Report shall include all appropriate fees. A fine of $100 will be imposed on any Competition Management which fails to submit any appropriate fees with the Post Competition Report electronic date stamped within 10 calendar days after the end of the competition. Competition Management disputing that the fee/fine is properly owing may appeal in writing to the Federation within 30 days of the date of the notice of outstanding fees and fines. The Federation's CEO or their designee will consider the appeal and may waive part or all of the fine upon a finding of good cause why the payment was not submitted in a timely fashion and/or a finding that extreme hardship results from the automatic penalty.
6. If required by management, premiums of the competition will be paid to all competitors that have provided Social Security numbers, Federal ID numbers or Tax Identification numbers to the competition secretary. It is the sole responsibility of the competitor to provide the competition secretary with accurate payee information, including Social Security number, Federal ID number, or Tax Identification number, payee name and address. The above mentioned premiums must be paid within 30 days of the last day of the competition to competitors whose accounts with the competition are current. Pay other indebtedness of the competition within 30 days of the invoice date. A fine of $100 will be imposed on any Competition Management which fails to pay any competition fees/fines to the Federation within 30 days of the notice of the fees/fines owing. A Competition Management disputing that the fee/fine is properly owing may appeal in writing to the Federation within 30 days. The Federation's CEO or their designee will consider the appeal and may waive part or all of the fine upon a finding of good cause why the payment was not submitted in a timely fashion and/or a finding that extreme hardship results from the automatic penalty.
7. Collect a fee in all classes for the Equine Drugs and Medications Program, except where prohibited by law. (See GR407). Exception: Lite Competitions. (See GR401.1.h&i)
8. It is a violation for Competition Management to assess and/or collect a drug enforcement fee in excess of, or in addition to, that specified and required by GR407.2 of these rules, unless said assessment is approved in writing by the Federation in advance, and then only under the terms and conditions set forth.
9. It is a violation for Competition Management to withhold from the Federation any or all of the drug fees collected in accordance with GR407.3, for any purpose, including to defray the expenses incurred providing stalls, passes, and other items to the Federation drug testing personnel, as required by GR407.4 and .5.
10. At the Federation's request, a competition must furnish entry blanks, judges' cards, class sheets, course maps for USEF Hunter Seat Medal, USEF Pony Medal, ASPCA Horsemanship classes, and USEF Show Jumping Talent Search classes, or any other documents within the time requested by the Federation. These records must be kept on the competition grounds during all sessions of the competition. These records must be retained for three years.
11. Be responsible for the construction of courses.
12. Collection of a Mandatory Participation Fee. Federation Recognized Affiliates may require a Licensee to collect a mandatory participation fee from exhibitors and remit such fees to the applicable affiliate, unless the Federation objects to such fees in advance of the competition and in writing.

13. Competition Management is not permitted to delegate administrative tasks or any other responsibilities of Competition Management to the Steward or Technical Delegate.
14. For all Federation competitions holding Dressage classes, remit to the Federation with post-competition report the required fees for use of Federation copyrighted Dressage Tests, as specified on the post-competition report.
15. No manager or representative of the manager may hold a prize money class without distributing the prize money.
16. To ensure that Federation Member Reports and Judge Evaluation Forms are publicly displayed and available for Federation members during the entire competition. Ensure that an announcement is made via the competition's public address system at least once each session, pertaining to the availability of said forms.
17. Specific duties of Dressage Competition Management are listed in the Dressage Levels chart posted on the Federation website.

GR1211 Appointment of Officials and Employees

1. Apply for Special and Guest Officials' card in accordance with GR1005, GR1011, GR1015, GR1024, and GR1025.
2. It is the responsibility of competition management to hire the appropriate number and type of licensed officials.
3. Judges.
   a. It is the responsibility of the Licensed Official to ensure that they is eligible to officiate by complying with all licensure and membership requirements prior to the first day of competition.
   b. If a competition finds it necessary to substitute a judge for one who is officially designated in the prize list and/or catalogue and who is unable to serve due to circumstances beyond their control, the restrictions of GR1304.5 shall be non-effective.
   c. Furnish the judges in each class a scorecard containing exact class specifications. (Exception: only the percentage of conformation must be noted for rated Hunter classes.) Fence heights must be noted for all unrated classes. Method of breaking ties in Jumper classes must be included.
4. Stewards/Technical Delegates.
   a. Appoint and identify in the prize list and catalogue one or more licensed Federation Stewards licensed to officiate in the divisions and sections for which the competition is approved who shall be present at each session of the competition. A technical delegate must be appointed for Eventing Competitions, Dressage Competitions and Regular and Local Competitions offering "open" Dressage Division classes (i.e., classes which are not limited to certain breeds) or classes above Third Level. Exceptions:
      1. A C2 Steward may officiate through Fourth Level of breed restricted Dressage classes at Licensed Breed Restricted Competitions.
      2. C2 Stewards who are also licensed Dressage Technical Delegates may serve in both roles at Licensed Breed Restricted Competitions offering Open Dressage classes. When a dually licensed C2 Steward/Dressage Technical Delegate is officiating, the Open Dressage classes must be their sole responsibility until those classes are complete. If there are additional non-Open Dressage classes occurring at the same time as the Open Dressage classes, a separate Dressage Technical Delegate must officiate for the Open Dressage classes.
   b. If required to officiate, a Dressage Technical Delegate must be present and officiate for all Dressage classes held on the day(s) which they are in attendance. If no other classes except Dressage are held on a licensed day of a Breed-Restricted Competition, a steward does not need to be present in addition to the Dressage Technical Delegate.
   c. If a competition finds it necessary to substitute a steward or technical delegate for one who is officially designated in the prize list and/or catalogue and who is unable to serve due to circumstances beyond their control, the restrictions of GR1304.12 shall be non-effective.
   d. Competitions are urged to engage a steward for each ring when classes are held simultaneously and to select individuals who are well versed in the divisions being offered.
   e. Competitions are required to obtain the necessary Stewards or Technical Delegates in accordance with the restrictions below:

			Number of Previous Year's Unique Horse Entries				
		0-250	251-500	501-1,000	1,001-1,500	1,501-2,000	2,001 or more
# of competition rings used simultaneously	1-3	1	1	2	3	4	4
	4-7	1	2	3	4	4	5
	8 or more	2	2	4	4	5	5

i. Competition Management is permitted to obtain more than the minimum number of Stewards or Technical Delegates required above.
ii. For any competitions holding the eventing division, when the cross-country phase is running, it will count as one competition ring, regardless of the number of levels offered. In addition, each dressage and show jumping ring will be counted as a competition ring. Additional Eventing TD requirements contained in EV153 are intended to be in addition to the minimum TD requirements contained in the above chart.
iii. Competitions that host regionals, championships, or finals that occur on a rotating schedule, and create a significant change in horse entry numbers, may request a waiver to the Federation to utilize the horse entry count from the year prior to the regional, championship, or final. The waiver must be requested with the competition license renewal.
iv. Exception: At the Paso Fino Grand National Championship at least two C2 Stewards must officiate. See PF155 for additional restrictions.

f. Unless otherwise approved by the Federation, a competition in its first year of operation must have at least one applicable Steward or Technical Delegate for every two competition rings being used simultaneously regardless of the number of horses entered.
g. The maximum number of competition rings being used simultaneously at any point during the competition will be counted for the purposes of GR1211. If the number of competition rings being used simultaneously changes within a competition day, competition management is permitted to adjust the number of Stewards and/or TDs in accordance with the chart in GR1211/4 and any other applicable rules.
h. At all competitions using more than one competition ring, management must provide a hand-held communication device (i.e. walkie-talkie or cell phone) to each steward or technical delegate.
i. The Federation is required to provide competition stewards and technical delegates with some form of discernable identification (such as a badge with lanyard) which must be worn at the competition by the official.

5. Veterinarians.
   a. Every competition with rated or non rated division(s) or sections must have a qualified veterinarian present throughout the competition if the previous year's competition's entry number was 300 horses or greater. See individual breed/discipline rules that may require a lower threshold than listed above. At a multi-breed competition, the lowest threshold will prevail.
   b. The previous competition entry number shall be determined by the amount of Federation fees paid to the Federation. Exception: For Dressage Competitions, the number of horses competing the previous year shall determine if a veterinarian must be present on the grounds or on call.
   c. Competitions without a qualified veterinarian present throughout the competition must have a written agreement with a veterinarian to be on call.
   d. First year multi-day competitions with National or Premier rated hunter sections must have a veterinarian present throughout the competition. First year multi-day Breed or Multi-breed restricted competitions with "A" rated divisions must have a veterinarian either on call or on the grounds throughout the competition. All other first year multi-day competitions and first year one-day competitions must have a written agreement with a veterinarian on call.
   e. At competitions where the official veterinarian is on call, the prize list must include the time period when the veterinarian will be available to conduct measurements. This information must also be posted in the show office. If the veterinarian is required to measure at any time other than as stated in the prize list, the owner is responsible for paying veterinarian fees.
6. Farrier

a. Every competition that offers a Hunter division or section with a National rating must have a farrier qualified in those divisions or sections offered at that competition on competition grounds and available during all performances (Exception: “A” rated Welsh competitions).
b. Competitions restricted to Arabians, Morgans, Hackneys, Roadsters, American Saddlebreds or National Show Horses must have a qualified farrier on competition grounds and available during all performances. (Exception: Arabian competitions restricted to sections exempt from shoeing regulations are not required to have a farrier on the grounds).
c. A farrier must be on the grounds or on call at all other competitions.

7. It is required that all Licensed Competitions must have a ‘Competition Secretary’, i.e. a secretary who is a Senior Active Federation member, present in the competition office during the competition.
8. Specific requirements for staff and officials for Dressage Competitions are listed in the Dressage Levels chart posted on the Federation website.

SUBCHAPTER 12-D DUTIES CONCERNING COMPETITION RECORDS

GR1212 Prize Lists

1. A copy of the prize list must be received by the Federation Office at least thirty (30) days prior to the competition. Prize list must be submitted electronically via e-mail, with staff confirming receipt. If the prize list is not received thirty (30) days prior to the competition, the competition will be invoiced as outlined in GR1212.2. Copies also must be forwarded to the Federation steward or technical delegate and to the judges.
2. If the prize list is not received thirty (30) days prior to the competition, the Federation shall assess a fee. If the fee is not paid, it shall be added to the amount of dues for the ensuing year and future competition dates will not be awarded until both penalty and dues have been paid.
3. If management disputes that the prize list was not timely filed or that the above fine is not properly owing, it may request a waiver of this fine, provided they can show good cause.
4. See GR310 for Lite Competitions for rules regarding Prize List requirements.

GR1213 Entries

1. The name of any exhibitor whose fees are not negotiable must be reported in writing to the Federation within 90 days of the close of the competition. (See GR913).
2. If there is a closing date, the competition must acknowledge all entries made by that date.
3. Ensure that no entry will compete until or unless the exhibitor and the rider, driver, or handler and trainer, or agent(s) of such person(s), have signed an entry blank, including all post entries. In the case of a rider, driver or handler under 18, their parent or guardian, or if not available, the trainer, must sign an entry blank on the minor’s behalf.
4. If a rider or driver in amateur classes does not possess current amateur certification, the secretary must require the individual to complete the necessary online status declaration (see GR1307).
5. Collect and remit promptly to the applicable Recognized Affiliate Associations as defined under Bylaw 222, Section 1 (1) and 1 (2), the Affiliate Show Pass fee, if applicable. Verify that a Federation the Show Pass fee, if applicable, as provided in GR205 and GR206 has been purchased by each rider, driver, handler, owner, lessee or agent who is a non-member and participates in any Regular Competition, Eventing Competition at the Modified Level or above, Dressage Competitions, Combined Driving Competitions, Endurance and Vaulting Competitions who has not produced a valid Federation membership card or copy thereof. Lessees are considered owners in connection with this membership requirement. In the event of an entry under multiple ownership, where no owner is a Member, only one owner need pay a Show Pass fee.
6. When classes or divisions are recognized by The Federation under the same competition number, duplicate Federation fees (drug, Show Pass, etc.) may not be charged to exhibitors, regardless of whether different competition secretaries officiate in these classes or divisions. See GR407.
7. Ensure that riders, driver, handlers, vaulters, longeurs, owners, lessees, agents and trainers who are not members as required by the provisions of Bylaw 203, are not allowed to participate in Federation Licensed Competitions, Eventing Competitions at the Modified Level or above, Driving Competitions at the Advanced Level, Dressage Competitions, Endurance and Vaulting Competitions unless all provisions of .1-.6 (above) are met.

8. Ensure that every rider, driver, longeur, and vaulter in a non-breed-restricted event in an FEI recognized discipline has complied with GR828.
9. Eliminate a competitor who has made an entry of horse, rider or driver that is ineligible.
10. If management accepts unpaid entries, it thereby subjects the competition to the provisions of GR913.
11. A number card for each competitor must be provided. For Dressage: A separate number must be issued for each horse/rider combination (DR126.1j(4)). For Dressage Sport Horse Breeding: One number must be issued for each horse showing In Hand. A separate number must be issued to each entry (combination of horses) showing in group classes. Entries in Materiale and Under Saddle classes must be issued a separate number only if the rider did not also show the same horse in hand. For Dressage Materiale, Dressage Sport Horse Breeding Materiale, and Under Saddle classes, two numbers (min. 3” x 5”) must be provided to and worn by Materiale class and Under Saddle entries and they must be positioned on each side of the saddle pad to be clearly visible at all times. (DR207.8).

GR1214 Results

1. All competition results and other data as specified by the Federation in the license agreement must be electronically transmitted to the Federation within 10 days following a Licensed Competition, including all corrections, changes, and additions to the prize list. All results must meet the criteria and format of the Federation result template with all required fields as published by the Federation and must be submitted as outlined in the license agreement. A fee will be assessed for any required data not received electronically. Full results include, but are not limited to the names and Federation numbers of all horses, riders, and owners in all classes; the number of entries; all placings; the names and Federation numbers of all Licensed Officials who officiated in each class, except Stewards and Technical Delegates; and money paid out. In the event of an entry under multiple ownership, only one owner need be a Member or pay a Show Pass fee. The competition is responsible for listing either the Active member or the person that paid the Show Pass fee in the results. (Exception GR901.9).
   a. Hunter, Jumper, and Equitation
      1. Results for all non-breed competitions restricted to Hunter, Jumper, and Equitation classes over fences must also include the fence height for each exhibitor.
      2. For Young Jumper classes the first round fault scores for each entry must also be included.
      3. Results must include faults of each round in jumper classes held at 1.30m or above and in all Junior Jumper classes.
      4. Results must include faults from each round of Pony Jumper classes.
      5. Results in Hunter Competitions in over fences classes must record the following information, if applicable: (i) Did Not Compete and (ii) Did Not Place. See HU118.10
   b. Dressage
      1. Results for Dressage Competitions and Regular or Local competitions holding open Dressage or Dressage Sport Horse Breeding classes must include the Federation and USDF membership and identification/recording numbers for all owners, riders, handlers and horses for whom this information is required for the competition. This material is needed in order to include the winnings of exhibitors in the Federation’s permanent records.
2. The secretary of each Federation Licensed Competition must, within 10 calendar days of the competition, electronically send to the Federation, a list of Competition Officials, as well as the full results with all required fields.
3. If the competition fails to file a full set of results postmarked within 10 calendar days of the closing of the competition, the Federation will levy a fine of $250. If the fine is not paid, future competition dates might be retracted or not awarded. The competition has the right to request a waiver of this fine, provided they can show good cause. Exception: See the USEF Fee Schedule for the Lite Competition fee structure.
4. Within 30 days of the deadline for filing any report or paperwork required under the Rules, the Federation must notify the Official Competition Contact responsible for filing such report or paperwork in the event that it has not been received.
5. The Federation must be notified of any retirement ceremony held at any Licensed Competition. See GR812.

SUBCHAPTER 12-E DUTIES CONCERNING FACILITIES

GR1215 Stabling

1. At Level 3, Level 4 and Level 5 Dressage Competitions, and competitions offering National or Premier rated hunter sections, overnight stabling, on the competition grounds, must be provided for any accepted and confirmed entry in a section held on multiple days that has requested and paid for the stall(s) by the closing date of entries.
2. Stalls provided must be of sturdy construction, in good condition and safe for horses and ponies. The recommended minimum dimensions for box stalls for horses are 9' wide by 9' deep by 7' high or comparable square footage. It is essential that the covering over the stalls is weatherproof. If a competition offers temporary stabling, tent poles or other structures used to support the covering must not be placed in any stall to be occupied by a horse or pony. Prize list must specify type of stabling and whether stall doors will be provided.
3. At competitions which offer overnight stabling, adequate lighting must be provided.
4. For six consecutive hours overnight, stabling must have minimal lighting and noise to allow stabled horses to rest adequately.
5. It is recommended that at Level 4 and Level 5 Dressage Competitions, and at competitions with an A rated division provide, upon request of the official competition veterinarian, a suitable area, protected from the elements, secured from public view, adequately lighted, with adequate electrical supply and running water, to serve as a first aid station for the emergency treatment of ill and injured horses.
6. Additional stabling requirements for Dressage Competitions are listed in the Dressage Levels chart posted on the Federation website.
7. All permanent barn structures and temporary stabling on competition grounds must have clearly visible identification, such as numbers, letters, or names.

GR1216 Facilities

1. Convenient and ample water facilities must be provided.
2. Adequate and sanitary toilet facilities must be provided.
3. All competition grounds (where there are divisions that require measurement) must have a level surface area for measurement in accordance with GR507.
4. Food must be provided on the grounds. Potable water must be available for the entire duration of each competition day beginning one hour prior to the start of the first class and ending at the completion of competition each day.
5. A secretary's office with adequate personnel and proper communication between secretary, announcer, in-gate, each ring and stables must be provided.
6. Proper schooling and exercise areas must be provided. See Rules GR834-GR838.
7. Subject to local law and contract requirements, any owner or trainer stabled on the grounds of a competition must be permitted to haul in hay, grain and bedding, meeting management's specifications as published in the prize list, for their own use, and use any farrier or veterinarian of their choice.
8. Directions to the competition grounds must be posted outside the competition office so that directions can be relayed to the EMS.
9. Before the first day of competition, competition management must post the name, address, and telephone number of the closest veterinary emergency and surgical facility. The competition management must have notified and obtained assurance that such facility can handle competition related emergencies. The name, address, and telephone number of this facility must be posted in the same location as the telephone and/or other emergency call priority system.
10. Lighting at sunrise and sunset that provides full and complete visibility is a requirement for the competition ring and schooling area. Horses may not be required to be exhibited in the competition ring or schooled in the designated warmup areas before the official hour of sunrise or after the official hour of sunset unless lighting is provided that assures full and complete visibility.
11. Competition management is required to make an effort to provide the best possible footing in competition and warm-up areas. Provisions must be made (by having on hand proper equipment and scheduling sufficient

breaks in the schedule) to maintain the footing in those areas, e.g. by dragging, watering, and raking, if necessary, throughout the competition.

12. Additional requirements for Dressage Competitions regarding facilities, services and amenities are listed in the Dressage Levels chart posted on the Federation website.

SUBCHAPTER 12-F DUTIES CONCERNING ENFORCEMENT OF FEDERATION RULES

GR1217 Rules

1. Each Licensed Competition must have a copy of the current Federation Rulebook available for reference at all times during the competition.
2. Enforce all rules of the Federation from the time entries are admitted to the competition grounds until their departure.
3. Comply with and enforce the 1979 Horse Protection Act, as amended. Copies of this law and lists of associations that provide D.Q.P.s can be obtained from the Federation office.
4. Prevent the abuse of a horse anywhere on the grounds and to see that GR844 and GR839 are rigidly enforced.

GR1218 Protests, Charges and Violations

1. Receive and act upon Disciplinary Action Complaints in accordance with Federation Bylaws and report whatever action is taken to the Hearing Committee.
2. It is within the jurisdiction of a Licensed Competition to disqualify a person and/or their entries and to cause a person to forfeit their winnings and ribbons at that competition and for cause to have the horses removed from the grounds without being held for damage. All such disqualifications must be reported to the Federation.
3. Any Licensed Competition which allows a person not in good standing to judge, serve as steward or technical delegate, manage, exhibit, ride, drive, or participate in any manner after due notice has been received from the Federation may be subject to penalties. See GR704.
4. In the event that any person participating at a competition commits an offense or violation described in Chapter 7, Competition Management may in their discretion disqualify that person and/or their entries from further participation in their competition only (See GR908). Any such offense must be reported to the Federation for whatever further action is deemed necessary.
5. Report in writing to the Federation any act on the part of any person named in GR701 deemed prejudicial to the best interests of the Federation. Matters to be so reported include withdrawal by an exhibitor of their horses from the competition grounds, or from the competition after it has commenced, without permission.
6. Report in writing to the Federation within ten (10) days of the close of the competition the names and addresses of exhibitors and horses that were eliminated or disqualified from the competition for a rule violation and reasons for said elimination or disqualification.

GR1219 Use of Official Video

At Federation licensed competitions, Judges are barred from reviewing video footage or other electronic media when making field of play decisions, unless stated otherwise in the breed or discipline division rules. If judges are permitted to review video footage under breed or disciplines division rules, only original unaltered Official Video footage is permitted to be reviewed. See GR150.

CHAPTER 13 COMPETITION PARTICIPANTS AND ASSOCIATED INDIVIDUALS

SUBCHAPTER 13-A RESPONSIBILITIES

GR1301 General

GR1302 Duties

GR1303 USEF SafeSport Requirements

GR1304 Regulations Governing Showing Under Judges, Stewards, and Technical Delegates

GR1305 Elimination & Withdrawal from Classes & Competition

SUBCHAPTER 13-B AMATEURS AND PROFESSIONALS

GR1306 Professional/Amateur Status

GR1307 Amateur Status

SUBCHAPTER 13-C MEMBERSHIP AND DOCUMENT REQUIREMENTS

GR1308 Membership and Document Requirements

GR1309 Presidential Modifications for the Dressage Division

SUBCHAPTER 13-D COMPETITION DISPENSATIONS

GR1310 Dispensations/Classification Certificate

GR1311 Para-Equestrian Eligibility/Dispensation/Classification

GR1312 Applying for a Dispensation Certificate/Classification

GR1313 Applying for Para-Equestrian (PE) Classification

GR1314 Hearings

GR1315 Definition of Terms

© USEF 2026

CHAPTER 13 COMPETITION PARTICIPANTS AND ASSOCIATED INDIVIDUALS

Exhibitors' attention is directed to Chapter 8 which includes rules pertaining to conduct at Licensed Competitions.

SUBCHAPTER 13-A RESPONSIBILITIES

GR1301 General

1. Knowledge of and compliance with the rules of the Federation.
2. Obtain Federation membership or pay a per-competition Show Pass fee if competing at Federation member competitions. (See GR202 and GR205-GR206.) Exception: See GR310 for Lite Competitions
3. Obtain Federation Amateur Certification and measurement cards where required. (See GR1307, GR501, and HU137.) Exception: Amateur Certification is not required for participation in Lite Competitions, unless HOTY Points are being awarded to the participant.
4. Any member or non-member who fails to pay sums owing to the Federation or who makes payment for fees to the Federation which is not negotiable will be notified by the Federation of their indebtedness and warned that unless settlement is made within two weeks they will automatically be fined the sum of $250 to be paid to the Federation; and further, that they and any horses owned by them and any horses and/or persons for which payment has not been made or for which the non-negotiable sums have been paid will automatically be barred from taking any part whatsoever in Licensed Competitions until payment or settlement is made of the total indebtedness to the Federation. Publication of the suspension will be published on the Federation's web site.
   a. If any individual affected by GR1301.4 disputes that the amounts in question are owed or unpaid, they may request a procedural review of these issues before the Co-Chairs of the Hearing Committee or their designees provided the individual's written statement specifying the grounds for the review is received at the Federation's office within said two week period accompanied by the fee, which will be refunded if the dispute is settled in favor of said person.
   b. In the event a person makes non-negotiable payment for fees to the Federation on three or more occasions, they are, after a hearing, subject to further disciplinary action. In addition, any future payments made to the Federation, must be submitted in the form of a certified check, cashier's check, money order, or valid credit card.
5. Every person participating in any competition licensed by the Federation is subject to the Federation Bylaws and Rules and is responsible under the rules for their own acts and failures to act and for the acts and failures to act of their agent or agents whether or not they or their agent or agents have signed an entry blank.
6. Dogs are not permitted to be loose on competition grounds and must be held on a leash or otherwise restrained. Individuals must not lead dogs on a leash while mounted. Dog owners are solely responsible for any damages, claims, losses, or actions resulting from their dogs' behaviors. Dog owners failing to comply with this rule will be issued a Yellow warning card and may be subject to penalty under Chapter 7.
7. Minors who do not have a valid driver's license which allows them to operate a motorized vehicle in the state in which they reside will not be permitted to operate a motorized vehicle of any kind, including, but not limited to, golf carts, motorcycles, scooters, or farm utility vehicles, on the competition grounds of licensed competitions. Minors who have a valid temporary license may operate the above described motorized vehicles as long as they are accompanied by an adult with a valid driver's license. The parent/legal guardian or individual who signs the entry blank as a parent or guardian of a minor operating a motorized vehicle in violation of this rule are solely responsible for any damages, claims, losses or actions resulting from that operation. Violations of this rule will be cause for penalties against those responsible for the child committing the offense. Wheelchairs and other mobility assistance devices for individuals with disabilities are exempt from this rule.
8. The unsafe use of personal electronic transport devices, as determined by the competition officials and management in their sole discretion, that do not require a driver's license to operate, including but not limited to segways, hover boards, and single wheeled scooters is prohibited on competition grounds. Operating such devices in areas where people gather may be deemed "unsafe use" if there is a risk of harm to others. If the operator of the device is a minor, the parent/legal guardian or individual who signs the entry blank as a parent or guardian of a minor operating the device in violation of this rule is accountable and may be subject to penalties. Wheelchairs and other mobility assistance devices for individuals with disabilities are exempt from this rule.

9. In the event of an acute and serious injury to or illness of a horse on competition grounds when the owner or trainer of the horse or agent of the owner is not present, after reasonable effort to contact that individual has been made, competition management, in consultation with a licensed equine veterinarian, may authorize the provision of emergency veterinary treatment of the horse. If competition management so authorizes treatment under the provisions of this rule, competition management and veterinarian are not liable for any resulting costs, damages, losses, claims, or actions arising directly or indirectly from the treatment of the horse.

GR1302 Duties

1. Every exhibitor, rider, driver, handler, and trainer or their agent(s) must sign an entry blank (see GR404 and GR908.2). In the case of a rider, driver, or handler under 18, their parent or guardian, or if not available, the trainer, must sign an entry blank on the minor's behalf.
2. Every exhibitor, rider, driver, handler, and trainer or their agents must provide on the competition entry blank, all information required under Federation rules. Exhibitors are responsible for their own errors and those of their agents in the preparation of entry blanks.
   a. The following credentials must be made available to Competition Management. Competitions may, at their discretion, confirm any of the below electronically with the Federation Office:
      1. Original or copies of Federation membership cards.
      2. Copies of Federation Measurement cards;
      3. Federation Amateur Certification;
      4. Federation horse recordings for USEF/USDF qualifying classes for dressage championships and USEF/USDF Dressage Championships (see DR127.2).
      5. Registration papers showing proof of ownership or a copy of the registration papers with a Certificate of Eligibility to Show issued by the American Saddlebred Registry for horses entered in classes restricted to American Saddlebreds must be submitted either with entry form at the time of making entry or submitted to the show office before show numbers will be released. If a copy is sent with the entry form, the copy of registration papers will be returned when exhibitors pick up their numbers, if requested by the exhibitor. Original or copies of United States Hunter Jumper Association, Inc., membership card, if applicable.
   b. Exhibitors are urged to submit photostatic copy of all required credentials with their entry blanks. (Exception: measurement cards, see Rules GR502.1 and HJ135).
   c. If an exhibitor does not submit the proper membership documentation to the competition and the competition cannot verify such information, (with the exception of Federation measurement cards) the exhibitor will be responsible to pay a Show Pass fee which is non-refundable.

GR1303 USEF SafeSport Requirements

Consistent with the mission statement of the Federation, the welfare of equestrian participants, especially minors, is of paramount concern. When any member -- athlete, participant, trainer, coach, organizer, official, volunteer, or staff member is subjected to or engages in abuse or misconduct, it undermines the mission of the Federation and is inconsistent with the best interests of equestrian sport and of the athletes the Federation serves. The USEF Safe Sport Policy, including the Minor Athlete Abuse Prevention Policies (MAAPP), found at www.usef.org, contains requirements for all participants in Federation licensed and endorsed competitions. Participating in a Federation licensed competition while ineligible to compete due to a SafeSport Training deficiency may result in forfeiture pursuant to GR703.1(h) in connection with classes competed in while ineligible. Points and results will be nullified and redistributed. Additional penalties may be imposed (see Chapter 7).

GR1304 Regulations Governing Showing Under Judges, Stewards, and Technical Delegates

1. See also GR1039, GR1040, GR1041, and GR107.
2. For the purposes of this rule, any references to "compete" includes serving in the role of trainer, coach, owner, lessor, lessee, exhibitor, rider, driver, handler, and vaulter.
3. For the purposes of this rule, any references to "rider" includes riders, drivers, and vaulters.

4. For purposes of this rule, “ongoing relationship” is a relationship that has not been terminated at least thirty (30) days prior to the start of the competition.
5. The following are not permitted to compete in a class being officiated by a Judge if there is an ongoing relationship between the individual competing (see above definition) and the judge:
   a. A Judge’s family member, cohabitant, companion, domestic partner, housemate, or member of a Judge’s household;
   b. A Judge’s client, employers, or employees;
   c. Employers of a member of the Judge’s family;
   d. A Judge’s trainer or coach;
   e. A Judge’s trainer’s or coach’s clients;
   f. A horse trained by the Judge or a member of the Judge’s family;
   g. A horse sold by the Judge or by the Judge’s employer;
   h. A horse leased by the Judge or by the Judge’s employer;
   i. A horse owned by the Judge (including but not limited to syndicate and partnership shares);
   j. Any individual that has received or has contracted to receive any remuneration for the sale, purchase, or lease of any horse, unless the sale or purchase has been made and fully concluded at public auction;
   k. Any individual that pays board to the Judge. Retiree and broodmare board are excluded;
   l. A rider whose parent, guardian, or instructor has had any financial transaction in connection with the sale, lease, board, or training of a horse with the Judge, unless the sale was made and fully concluded at public auction; and
   m. A rider that has been instructed, coached, or tutored with or without pay by the Judge;
      1. The conducting of clinics or assistance in group activities will not be considered as instruction, coaching, or tutoring (See GR107).
6. For purposes of this rule, the following are considered employers: any individuals, corporations, partnerships, foundations, trusts or non-profit organizations and shareholders owning five or more percent of the stock of any corporation which employs the Judge or a member of the Judge’s family, and any officers, directors, or partners of any corporation or partnership and officers, directors, or trustees of any trust or foundation or nonprofit organization which employs the Judge or a member of the Judge’s family. The hiring of a Judge to officiate at Licensed Competitions shall not constitute employment for purposes of this rule.
7. Catch Riders and Independent Service Providers (defined below) are not employees for the purposes of this rule.
   a. Catch Rider: An individual who is engaged, for remuneration or not, exclusively to compete, including any warm-up schooling for that immediate competition, a horse(s) owned by another with whom they have no current business relationship. A catch rider has no influence regarding the ongoing competition schedule, management, schooling, exercising, training, care, custody, or control of the horse.
   b. Independent Service Provider: An individual who performs a service(s) for another and the payer has the right to control or direct only the result of the work and what work will be done. The Independent service provider controls the details as to how the work is performed.
8. No one shall approach a judge with regard to a decision unless they first obtain permission from the Steward, or Technical Delegate who shall arrange an appointment with the judge at a proper time and place. The Steward or Technical Delegate shall be present for the meeting. No exhibitor has the right to inspect the judge’s cards without the judge’s permission.
9. If a horse or person is presented to a judge that the judge knows is ineligible to compete under these rules, the judge may advise the ring steward they believe the entry to be ineligible and request that the entry be excused, or the judge may proceed to judge the entry and report the alleged rule violation to the Federation. If a judge has any doubt as to the eligibility of any entry, they should judge the entry and report the alleged rule violation to the Federation.
10. Sixty days prior to the first day of a competition through thirty days after the last competition day, no horse or rider that has been trained by a Judge, or a Judge’s employee or agent, may show before that Judge officiating at any of the following competitions:

    a. USEF Junior Hunter National Championship
    b. USEF Pony Hunter National Championship
    c. USEF Hunter Seat Medal Final
    d. USEF Pony Medal Final
    e. USEF Show Jumping Talent Search Finals
    f. ASPCA Maclay Final

g. Washington International Horse Show Equitation Final

11. An Eventing Judge or Combined Driving Judge may officiate on the Ground Jury of an Eventing or Combined Driving competition when a relationship listed in GR1304.5 competes at the same competition, under the following restrictions:
    a. The Judge must notify the Technical Delegate and the Organizer of the conflict prior to the start of competition. If the conflict is discovered after the start of competition the individual(s) or horse(s) must either withdraw from competition or participate Hors de Concours (H.C.).
    b. The Judge may not judge any of the phases/tests for the Section in which the affected individual(s) or horse(s) are competing. For decisions regarding disqualification, elimination or penalties, the Technical Delegate will assume the role of the Ground Jury.
    c. If an Inquiry or Protest is lodged from the Section in which the affected individual(s) or horse(s) is/are competing, the Judge must excuse themselves from the process and the Technical Delegate will assume the role of the Ground Jury.
    d. There are no restrictions on a Judge if an individual(s) or horse(s) listed in GR1304.5 participates in the Competition H.C.
12. The following are not permitted to compete at the same competition as a Steward or Technical Delegate if there is an ongoing relationship between the individual competing and the Steward or Technical Delegate (see GR1304.4 for definition of ongoing relationship):
    a. A Steward or Technical Delegate's family member, cohabitant, companion, domestic partner, housemate, or member of a Steward or Technical Delegate's household;
    b. A Steward or Technical Delegate's client;
    c. A Steward or Technical Delegate's employee;
    d. A Steward or Technical Delegate's trainer or coach;
    e. Any individual that has purchased or leased a horse from the Steward or Technical Delegate, unless the purchase has been made and fully concluded at public auction;
    f. A horse owned by the Steward or Technical Delegate (including but not limited to syndicate and partnership shares);
    g. A horse trained by the Steward or Technical Delegate;
    h. A horse sold by the Steward or Technical Delegate or by the Steward or Technical Delegate's employer, unless the sale has been made and fully concluded at public auction.
13. The following are not permitted to compete at the same competition as a Federation Endurance Veterinarian:
    a. A horse that is owned by the veterinarian or veterinarian's family member, cohabitant, companion, domestic partner, housemate, or member of the veterinarian's household (including but not limited to syndicate and partnership shares); and
    b. The above relationships are permitted if the relationship has been terminated at least 30 days prior to the start date of the competition.

GR1305 Elimination & Withdrawal from Classes & Competition

(See also GR118)

1. No exhibitor may withdraw horses from a Licensed Competition after it has commenced, or remove them from the competition grounds, without the permission of the competition secretary.
2. If an exhibitor voluntarily removes a horse from the ring without the permission of the judge, the Show Committee or Competition Management will disqualify the exhibitor and all their entries from all future classes at that competition and all prizes and entry fees for the entire competition will be forfeited.
3. Any horse leaving the ring without the exhibitor's volition is deprived of an award in that class. See also division rules for other causes of elimination.

SUBCHAPTER 13-B AMATEURS AND PROFESSIONALS

For purposes of this Subchapter the following definitions apply:

Family: Family includes a cohabitant, a member of a couple who live together and have an intimate relationship without being married.

Remuneration: Remuneration is compensation or payment in any form such as cash, goods, sponsorships, discounts or services; reimbursement of any expenses; trade or in-kind exchange of goods or services such as board or training.
Social Media Brand Ambassador: A Social Media Brand Ambassador is a social media user who spreads the word about a company/brand or its products by posting about them on social media and promoting them to their unique social audience.

Social Media Influencer: A Social Media Influencer is an individual who has built a reputation for their knowledge, content creation, and expertise on a specific topic. They make regular posts about that topic on their preferred social media channels and generate large followings of enthusiastic, engaged people who pay close attention to their content.

Sponsored Rider: A Sponsored Rider is an individual who is paid by companies, sponsors, and/or owner/s to compete and perform, leveraging their exposure and performance in competition.

GR1306 Professional/Amateur Status

1. Amateur. Regardless of one's equestrian skills and/or accomplishments, a person is an amateur if after their 18th birthday, as defined in GR101 and GR103, they have not engaged in any of the activities identified in Section 4 below.
   a. For Amateurs in the Dressage Division, see DR119.3.
   b. For Amateurs in Jumper Sections, see JP118.
   c. For Amateurs in Hunter Sections, see HU137-HU138.
   d. For Amateurs in Eventing, see EV Appendix 2-Participation in Horse Trials.
   e. For Amateurs in the Arabian Division, see AR110.6 and AR110.7.
2. Remuneration. Amateurs are permitted to accept remuneration for the following activities:

   a. Accept remuneration for barn duties on or off competition grounds. Barn duties include but are not limited to grooming, tacking and un-tacking, bathing, clipping, lunging, braiding, and stall and tack cleaning.
   b. In the American Saddlebred, Saddle Seat Equitation, Morgan, Arabian, Andalusian/Lusitano, National Show Horse, Paso Fino, and Western Divisions, an amateur is permitted to accept remuneration for teaching riding lessons under the following conditions:
      i. The amateur must register with USEF prior to performing any instruction.
      ii. Total lesson time cannot exceed 20 hours per calendar week.
      iii. Lessons must be given under the oversight of a USEF Competing Member in good standing who is designated as a Professional.
      iv. Lessons cannot be conducted at a competition, including Federation Licensed Competitions and non-licensed competitions.
      v. Student must be a beginner who has not competed and is not competing at any level of competition, and lessons must not exceed the basic beginner level.
      vi. Teacher must maintain a log of all lessons. Log must include lesson date, lesson time and name of student.
      vii. A USEF Competing Member designated as a Professional must review the teacher's log and verify its accuracy.
      viii. The teacher and professional are responsible and accountable for compliance with this rule.
      ix. USEF may request proof of compliance and refusal to provide such proof constitutes a violation of the rule.
   c. Accept remuneration for teaching or training disabled riders for therapeutic purposes.
   d. Accept reimbursement for expenses associated with conducting classroom seminars.
   e. Accept remuneration for serving as a camp counselor when not hired in the exclusive capacity as an equestrian instructor
   f. Accept remuneration as a Social Media Influencer or Social Media Brand Ambassador.
   g. Accept remuneration for providing service in one's capacity as a: clinic manager or organizer (so long as they are not performing the activities of instructor or trainer), presenter or panelist at a Federation licensed officials' clinic, Competition Staff, Competition Official, TV commentator, veterinarian, groom, farrier, tack shop operator, breeder, or boarder, or horse transporter.
   h. Accept reimbursement for any expenses directly related to the horse (i.e. farrier/vet bills, entries). Travel, hotel, equipment, and room and board are not considered expenses related to the horse.
3. Other Permitted activities by Amateurs. An Amateur is permitted to do the following:

a. Appear in advertisements and/or articles related to acknowledgement of one's own personal or business sponsorship of a competition and/or awards earned by one's owned horses.
b. Accept prize money as the owner of a horse in any class.
c. Accept a non-monetary token gift of appreciation valued less than $1,000 annually.
d. Serve as an intern for college credit or course requirements at an accredited institution provided one has never held professional status with the Federation or any other equestrian National Federation. In addition, one may accept reimbursement for expenses without profit, as prescribed by the educational institution's program, for the internship. At the request of the Federation, an Amateur shall provide certification from the accredited educational institution under whose auspices a student is pursuing an internship that they are undertaking the internship to meet course or degree requirements.
    i. In the Hackney, Roadster, American Saddlebred, Saddle Seat Equitation, Morgan, Andalusian/Lusitano, Friesian, Arabian, and National Show Horse Divisions, college students may also accept a stipend (maximum value of the Federal minimum wage rate) and reimbursement of expenses during the internship served under the above paragraph.
    ii. In the Hackney, Roadster, American Saddlebred, Saddle Seat Equitation divisions: If a college student serving as an intern exhibits a horse trained by the stable at which they are pursing the internship, the intern shall only exhibit those horses solely owned by: the intern, the intern's family as defined by GR123, the college at which they are a student, or the stable where they are pursuing their internship. The intern shall not exhibit horses owned/leased nor co-owned by the stables' client(s).
e. Write books or articles related to horses.
f. Accept educational, competition, or training grant(s).
g. Assist in setting schooling fences without remuneration.
h. Retain their Amateur status when riding any horse so long as they do not ride a horse owned by a client of any family member who is a Professional.

4. Professional based on one's own activities. A person is a professional if after their 18th birthday they do any of the following:
    a. Accepts remuneration AND rides, exercises, drives, shows, trains, assists in training, schools or conducts clinics or seminars, except as provided in GR1306.2.g. Interns, apprentices, and working students are included in this rule.
    b. Accepts remuneration AND gives equestrian lessons, or provides consultation services in riding, driving, showmanship or equitation, except as provided for in GR1306.2.b. Interns, apprentices, and working students are included in this rule.
    c. Rides, drives or shows any horse that a family member or a family member's business receives remuneration for boarding, training, riding, driving or showing. A family member of a trainer may not absolve themselves of this rule by entering into a lease or any other agreement for a horse owned by a client of the trainer.
    d. Gives instruction to any person or rides, drives, or shows any horse, for which activity another person in their family or business in which a family member controls will receive remuneration for the activity. A family member of a trainer may not absolve themselves of this rule by entering into a lease or any other agreement for a horse owned by a client of the trainer.
    e. Accepts remuneration AND acts as an agent in the sale of a horse or accepts a horse on consignment for the purpose of sale or training that is not owned by them, their family, or a family business.
    f. Accepts remuneration for the use of commercially logoed items while on competition grounds, as a Sponsored Rider.
5. Professional based on one's own activity along with another's. A person is also deemed a professional after their 18th birthday, if they accept remuneration for their family member engaging in any activity enumerated in 4 a-l above.
6. Violations of Amateur status. The holding of an amateur card does not preclude the question of amateur standing being raised. After an investigation as to proper status has been initiated, and upon request by the Federation, an Amateur must submit verifiable proof of Amateur status. Failure to submit requested documentation to the Federation may be deemed a violation of this rule. Any responsible person(s) found to have violated these rules, may be subject to the penalties as set forth in GR703.
    a. Any individual found to have knowingly assisted in the violation of the Amateur rule may also be subject to proceedings in accordance with the Federation Bylaws. See GR1307.
7. Questions about whether you are an Amateur or Professional. For specific inquiries, email amateurinquiry@usef.org.

GR1307 Amateur Status

1. Only Senior Active Members of the Federation may obtain amateur status. Every person who has reached their 18th birthday and competes in classes for amateurs under Federation rules must possess current amateur status issued by the Federation. Amateur status will be issued only on receipt of an online status declaration, and is revocable at any time for cause. Any person who has not reached their 18th birthday is an amateur and does not require amateur status. Exceptions:
    a. Amateur status is not required for Arabian ATR/AATR Walk-Trot/Walk-Jog 11 and Over classes or Opportunity classes or Lite Competitions except for the Dressage classes and divisions that are restricted to amateurs. If Opportunity classes are offered at Dressage Competitions or Regular/Local Competitions with "Open" Dressage classes and are restricted to amateurs, riders are required to have amateur status with the Federation.
2. Foreign riders requesting Federation Amateur status, must be a Senior, or Life Competing Member of the Federation.
3. There is no fee for amateur status. An amateur continues to be such until they have received a change in status from the Federation. Any amateur who wishes to be re-classified on the grounds that they have engaged in or is planning on engaging in activities which would prevent them from continuing to remain an amateur must notify the Federation in writing.
4. Any professional who wishes to be reclassified as an amateur on the grounds that they have not engaged in the activities which made them a professional within the last twelve months must complete the reclassification process outlined below.
    a. Such person shall submit to the Hearing Committee an amateur reclassification request which is supported by:
        i. A notarized letter signed by themselves briefly outlining their previous horse related professional activities and outlining their current activities performed within the twelve months since professional activities have ceased;
        ii. Two or more notarized letters from any Active Competing Federation members stating the relationship with the applicant, outlining the applicants activities for the previous twelve-month period, and testifying that the applicant has not engaged in any activities which would make them a professional as outlined in GR1306 during that period;
        iii. A processing fee; and
        iv. Sign and declare amateur status on a current online Federation membership application or through an online status declaration. The burden of proof of proving amateur status is on the applicant. The Hearing Committee may call for and/or consider any and all further evidence and facts which it deems pertinent. The decision of the Hearing Committee on the reclassification request shall be final.
        v. EXCEPTION: Any amateur 25 and under, who has engaged in professional activities (as defined herein) may reapply for their amateur status utilizing a 3-month waiting period. The 3-month option is only available for a one-time use. Any subsequent application for amateur status would require a twelve-month waiting period.

        Please contact the Federation office for information regarding international/professional licenses.

SUBCHAPTER 13-C MEMBERSHIP AND DOCUMENT REQUIREMENTS

GR1308 Membership and Document Requirements

1. To be eligible to participate as a rider, driver, owner, handler, vaulter, longeur, lessee or agent at Federation Licensed Competitions, persons must be Members of the Federation as provided in GR202 or if not a member, must pay a Show Pass fee as provided in GR206 (for exceptions see GR901.9). Exception: Applications for Federation Individual Membership and Horse Recordings submitted online at Licensed Competitions:
    a. For Dressage Competitions:
        1. Applications completed online at the competition are effective the date the application is submitted.
    b. For all Competitions other than Dressage Competitions:
        1. Applications completed online at the competition are effective, for points and eligibility to compete only, on the start date of the Competition.

c. Lessees are considered owners in connection with this membership requirement. When an entry is under multiple ownership, only one owner need be a Member or pay a Show Pass fee.
d. The following credentials must be available to Competition Management and the Federation steward/technical delegate. Competitions may, at their discretion, confirm any of the below electronically with the Federation office:
    1. Amateur Status.
    2. Copies of Junior Hunter and pony measurement cards.
    3. Federation membership cards or a copy thereof.
    4. Federation horse recordings for USEF/USDF qualifying classes for dressage championships (see DR127.2), and USEF/USDF Dressage Championships (see DR127.2).
    5. A copy of the registration papers showing recorded ownership or a copy of the registration papers with a Certificate of Eligibility to Show issued by the American Saddlebred Registry for horses entered in classes restricted to American Saddlebreds unless the competition, at their discretion, confirms registration electronically with the American Saddlebred Registry or the Canadian Livestock Records Corporation.
    6. A copy of the registration papers showing proof of ownership or copy of the registration papers issued by the American Hackney Horse Society and/or the Canadian Hackney Society for ponies and horses entered in classes restricted to Hackney Horses and Hackney Ponies.
    7. Non-U.S. citizens (as defined by GR901.9) and Foreign Competitors (as defined by GR828.4) must provide proof, in English, of current membership in good standing in their respective National Federation, and hold current membership in good standing with the Federation.
    8. For all horses competing in Young Jumper classes a copy of the registration papers issued by a Breed Registry (or other means of identification issued by the Federation providing proof of age and identity) must be checked by the horse show office.
    9. Originals or copies of United States Hunter Jumper Association, Inc., membership card, if applicable.
e. If an exhibitor does not submit the proper membership documentation to the competition and the competition cannot verify such information, (with the exception of Federation measurement cards) the exhibitor will be responsible to pay a Show Pass fee which is non-refundable.

2. Participation of non-US citizens in non-breed-restricted national competitions in the US.
    a. Non-US citizens who are not current members of the Federation as provided in GR202 must provide proof, in English, of current membership in good standing in their own National Federation, and must pay a registration fee as provided for in GR206 (for exceptions see GR901.9.)
    b. Foreign Competitors (non U.S. citizens) who participate in Federation amateur classes, in any discipline, must be in possession of a Federation Amateur Card and must be a Junior, Senior, or Life Competing Member of the Federation.
3. U.S. Competitors competing in their own country in an FEI-sanctioned event, not requiring an FEI Passport, must present a valid USA National Passport or a valid FEI Passport. Exception: Endurance Minor Events must follow FEI General Rules regarding identification.

GR1309 Presidential Modifications for the Dressage Division

In the Dressage Division, competitors will not be allowed to compete with modifications unless a copy of their Federation Presidential Modification letter is provided to the competition secretary by the beginning of the competition.

SUBCHAPTER 13-D COMPETITION DISPENSATIONS

GR1310 Dispensations/Classification Certificate

1. Dispensation/Classification Certificate. Any individual with a diagnosed permanent physical disability wishing to compete in a Federation licensed competition with a compensatory aid and/or adaptive equipment must obtain a Dispensation/Classification Certificate from the Adaptive Sports Committee, including those individuals with a current Federation or FEI Classification. Upon the Committee's approval, a Dispensation/Classification Certificate will be issued by the Federation. The Dispensation/Classification

Certificate will list all compensatory aids and adaptive equipment allowed the individual while competing. Other compensatory aids or special equipment not specifically listed on the Dispensation/Classification Certificate are not allowed. A copy of the Dispensation/Classification Certificate must be included with the individual's entry. The competition manager or secretary shall include a copy attached to all applicable scoring sheets for the judge's reference. For instructions on how to apply for the Dispensation Certificate, please refer to GR1312. Also see GR1315 for definitions of terms used in this section. (Exception: Dispensation/Classification certificates are not required for Breed or Multi-breed restricted or Hunter competitions or classes; Equitation Division classes, Carriage Pleasure Driving Division, or the Open Western Division).

2. In circumstances that fall outside of the dispensation program, a Presidential Modification may be considered. Please refer to GR153 and Bylaw 332.1.f.

GR1311 Para-Equestrian Eligibility/Dispensation/Classification

In order for an individual to compete in Federation Licensed Para-Equestrian Competitions in Para-Equestrian classes, they must have a diagnosed, permanent physical disability. The individual will need to possess a Federation or FEI Classification and a Federation Dispensation/Classification Certificate. See GR143 for the definition of Para-Equestrian and GR1315 for additional definitions).

GR1312 Applying for a Dispensation Certificate/Classification

1. Applications for a Dispensation/Classification Certificate can be obtained from the Federation (via the Federation website or the Federation office) and are reviewed on a continuing basis throughout the year by the Adaptive Sports Committee. Only applications submitted along with supporting medical documentation will be considered. The Adaptive Sports Committee may request additional supporting evidence from the individual regarding their medical status or regarding the aid/equipment which they request dispensation for. The Adaptive Sports Committee will render an opinion (approval of all or some of the aids requested or denial of the dispensation) and the individual will be notified by the Federation in a timely manner.
   a. The Dispensation/Classification Certificate will be issued annually upon completing a Dispensation/Classification renewal form, and remains in effect until the end of the competition year or until they receive a change in status from the Federation, whichever is earlier. Any individual who wishes to make changes to their Dispensation/Classification Certificate must notify the Federation in writing and obtain written approval. Certification is revocable at any time for cause.
   b. Applications should be submitted in order to allow 30 days for the Adaptive Sports Committee to render a decision regarding the dispensation status.
   c. There is no fee for a Dispensation/Classification Certificate.
   d. The individual must be a member in good standing with the Federation.

GR1313 Applying for Para-Equestrian (PE) Classification

1. The individual will request classification from the Federation. Application paperwork (Consent for Classification and Certificate of Diagnosis) may be found on the Federation website or from the Federation Director of Para-Equestrian. Once the Federation Director of Para-Equestrian receives the completed paperwork, the office will contact the Federation Classification Coordinator.
2. The Federation classification coordinator will assist in scheduling a classification with one of the Federation /FEI Classifiers. There is a non-refundable administrative fee for the classification payable to the Federation. If the individual requests a classification to be scheduled at their convenience, all expenses for the classifier will be paid for by the individual. The individual must be a member in good standing with the Federation.
3. If the individual is deemed eligible for Para-Equestrian, the classification will result in a Profile and a Grade based on the FEI Profile system. The Profile will remain with the individual for as long as their physical disability remains constant with no need for re-classification. This is considered a Confirmed Status. If the individual has a fluctuating medical condition or if their function changes, the profile may change with future re-classifications. This is considered a Review Status. The Grade will be based on the specific discipline.
4. Upon classification, the Federation will issue a Federation Dispensation/Classification Certificate. This Certificate will outline the individual's profile, grade, status, Classification expiration, and indicate any

compensating aids/ adaptive equipment that may be used in Federation Licensed Competition in accordance with Federation rules.

5. For Federation licensed competitions, the individual will send in a copy of their Dispensation/Classification Certificate with their competition entry. The individual will also be responsible for making the Certificate available as requested by the competition officials (See also GR1310).
6. When change in status occurs (i.e. change of compensating aids/adaptive equipment), written request for a change will be submitted to the Federation office.
7. The Federation /FEI Classifier will determine the Grade, status and review period for classification. For those with disabilities with no expected change in functional status, the classification will have a status of Confirmed and have no expiration. For those with fluctuating conditions or conditions expected to change, either by deterioration or improvement there will be a status of Review indicated on the Certificate with an expiration and expected date for re-classification. It is the individual's responsibility to apply for re-classification through the Federation with time allowed prior to any upcoming competitions. It is also the individual's responsibility to apply for re-classification if a major change in function, either improvement or deterioration occurs. The individual will be required to submit objective medical information with the request for re-classification.
8. Upon receipt of an FEI Classification, necessary for Qualifying and FEI licensed competition. The individual's information will be posted on the FEI website at www.fei.org, on the FEI Classification Master List for Dressage or Driving. The list will indicate the individual's profile, grade, status and compensatory aids. The FEI Classification Master List may be found at http://inside.fei.org/fei/disc/para-dressage/classification. The individual may request a Federation Dispensation/Classification Certificate with the FEI Classification status and any approved compensating aids listed. The Dispensation/Classification Certificate may be used at any Federation Licensed Competition.
9. Classification status can be challenged by a Federation competition official with a written request to Federation. Medals will be suspended until such time that the Classification status is resolved.

GR1314 Hearings

1. Any individual whose application for a Dispensation/Classification Certificate or a Para-Equestrian Classification has been denied may request a review by the Hearing Committee or by such individual or committee as it may designate to review said decision. The request must be in writing and received by the Hearing Committee within ten (10) days from receipt of the decision sought to be reviewed.
   a. The hearing shall be after ten (10) days notice to all parties concerned. The notice shall contain a brief statement of the facts reporting the position of the Federation and shall specify the time and place at which the hearing is to be held. The person requesting said hearing may attend and bring witnesses, sworn statements or other evidence on their behalf. Upon the written request of a representative of the Federation or of the person requesting the hearing, there shall be furnished before said hearing any evidence to be introduced, the names of witnesses and the substance of their testimony.
   b. The decision of the Hearing Committee or the person or committee designated to preside at said hearing shall be final.

GR1315 Definition of Terms

1. Diagnosed permanent physical disability - An individual with a medical condition resulting in functional limitations affecting their ability to participate in equestrian sport and diagnosed by a medical doctor. The condition is not reasonably expected to improve and may, in fact, be one that worsens over time. The condition should be easily objectively measurable in scope, either by physical examination by a medical professional or with medical testing. An example may include a limb amputation, paralysis, weakness due to a neuromuscular condition loss of vision.
2. Compensating aid and/or adaptive equipment - Allowance for an alteration in performance, an alteration of dress or alternate piece of equipment which allows the individual with functional limitation(s) to perform the requirements of the competition. The aid or equipment assists in equalizing the functional ability of the individual and should not give the individual an undue advantage. The aid/equipment must be deemed safe for the competitor and the horse and is subject to review by the TD and/or judge at each event. Examples:
   a. Saluting with the nod of the head only when taking a hand off of the reins would be unsafe.

b. Use of paddock boots and smooth leather half chaps rather than tall boots if wearing tall boots is unsafe for a rider with leg dysfunction.
c. Allowance to not wear gloves for the individual with impaired sensation in the hands.
d. Use of 1 or 2 whips to cue the horse for an individual with impaired use of their legs.
e. Use of a golf cart to survey a course prior to driving for the individual who is unable to walk.
f. Use of quick release equipment for carriage driving.

For additional examples, please see FEI Compensating Aids booklet at www.fei.org.

3. Dispensation
   a. Dispensation Program - The Federation encourages competition amongst all individuals, including those with a diagnosed permanent physical disability. For those individuals wishing to compete in a Federation licensed competition and who require compensating aids and/or adaptive equipment to do so, a Dispensation/Classification Certificate may be granted. The purpose of the dispensation is to aid those with limited function by allowing the use of aids/equipment which will result in more equal function. These aids/equipment should not give the individual with a disability an advantage over their competitors.
   b. Adaptive Sports Committee: An interdisciplinary group representing the equestrian disciplines, the medical field, competitors, and the Federation who is charged with the review and/or approval of dispensation applications.
4. Para-Equestrian (PE)
   a. Federation Para-Equestrian (PE) Classification - The Federation has chosen to adopt the FEI Profile System for classification of individuals with disabilities for Para-Dressage and Para-Driving. This system provides a means to assess an individual's functional abilities and impairments to determine which Grade they will compete in amongst individuals with similar levels of function. There is a minimal level of impairment required in order to qualify for the FEI Profile System. In the system, an individual with a permanent measurable physical disability is assessed by a Federation or FEI approved classifier. As a result of the assessment, the classifier will determine eligibility and then assign the individual a Profile. The Profiles are grouped into Grades based on the discipline in which the individual will be competing. For example, an individual who has minor impairment of the left arm and leg after a stroke would likely be given a Profile 15. If they compete in dressage, they would compete in Grade IV. If they choose to compete in Carriage Driving, they would compete as a Grade II.
   b. FEI Profile System - Amongst individuals with disabilities, there are many different types of impairments. To provide meaningful competition for these individuals it is necessary that those of similar levels of impairment compete together. The FEI "Profile System" fulfils this criterion. It is a System of tests administered by trained and certified Physical Therapists or Physicians. It is based on the classification systems used in other sports for individuals with disabilities and has been tested for reliability and validity in its application in equestrian sport.
5. Profile - an individual is given one of 42 profiles based on their level of function as assessed by a Federation or FEI Classifier. The Profiles are versatile but tight, easy to use and understand. The locomotor Profiles are not disability (diagnosis) specific, but are based on the ability of the functioning part(s) of the body. The Profile is considered permanent except in the case of a diagnosis that has a reasonable expectation of change, such as with progressive Multiple Sclerosis.
6. Grade - the grouping of profiles within a discipline. In Dressage, there are 5 grades (I, II, III, IV, and V). In Carriage Driving there are 2 Grades (I and II). A Grade is made up of several profiles, grouping Para-Equestrians of similar level of function. The lower number Grades (i.e. Grade I) is made up of Para-Equestrians with a more significant level of impairment, whereas the higher number Grades (i.e. IV) identify those Para-Equestrians with a lesser impairment. The Grade determines which tests a rider competes and against whom the Para-Equestrian will be competing. In National and International competition, medals/placement is awarded in each Grade.
7. An individual who has been classified by a Federation or FEI Classifier and who has been given a Profile, Grade, status and the use of compensatory aids/adaptive equipment. These individuals may compete up to the National level of Federation Licensed PE Competitions.
8. FEI Para-Equestrian (FEI PE) - a Para-Equestrian with an FEI Classification and listed on the FEI Classification Master List for Dressage or Driving on the FEI website at www.FEI.org. The FEI Master List indicating the individuals's Profile, Grade, Status and compensating aids/adaptive equipment. This individual may compete nationally and in Qualifying trials. To achieve this classification, the individual will need a classification by two FEI Classifiers, at least one from outside of their home country. There is a fee to the FEI

for application and renewal for the FEI PE Classification Card. Individuals must request renewals through the National Federation.

9. Federation Classifier - a Physical Therapist or Physician who has been trained and approved by the Federation to classify individuals using the FEI Profile System. A Federation Classifier may classify Para Equestrians up through a National level competition.
10. FEI Classifier - a Physical Therapist or Physician who has been trained and licensed by the FEI to classify Para-Equestrians using the FEI Profile System. An FEI classifier may classify Para-Equestrians through to the International level (i.e. CPEDIs, Paralympics, and World Games). FEI Classifiers are designated as Trainee, Level ,1 or Level 2.
11. Federation Classification Coordinator - the lead Federation Classifier responsible for assisting individuals through the classification process.
12. Dispensation/Classification Certificate - The Dispensation/Classification Certificate issued by Federation to an individual with a diagnosed permanent physical disability, indicating Compensating Aids/Adaptive equipment approved for use by the individual in Federation licensed competitions. The Certificate will list an individual's Para-Equestrian Federation or FEI Classification Profile, Grade and Status, if these have been assigned. The FEI will indicate FEI approved compensating aids on the FEI Classification Master List for Dressage or Driving on the FEI website at www.fei.org for those individuals who hold an FEI classification. This information is referenced for all FEI qualifying and FEI Para-Equestrian competitions.

CHAPTERS AL TO WS

WHICH DESCRIBE THE CLASSES FOR ALL DIVISIONS, TOGETHER WITH DEFINITIONS AS TO APPOINTMENTS. Entries in various classes are judged on some of the following qualifications:

Appointments (equipment)	Handiness (promptness)	Soundness
Breed Character	Manners	Speed
Brilliance	Performance	Substance (strength)
Color	Presence (style)	Suitability
Conformation (build)	Quality (finesse)	Type

The particular qualifications for each class are hereinafter set forth and in each class the order of precedence indicates how the emphasis is to be placed in adjudication.

Class specifications included in division rules are mandatory.

Any class described herein may be confined to exhibitors within a desired area by prefixing "LOCAL" to the class title and clearly describing the area involved (e.g., "Open to horses owned and stabled within...miles of the competition grounds" or "Owned by residents of the Town of ...").

Entry fees, trophies or cash awards must always be indicated. If classes not included herein are offered, extreme care should be exercised in the proper wording of the specifications.

Table of Yards, Feet and Meters

1	inch	=	0.025 m	1.00	m	=	3	ft.	3 ins.
1	foot	=	0.30 m	1.10	m	=	3	ft.	7 ins.
2	ft.	=	0.61 m	1.20	m	=	3	ft.	11 ins.
1	yard	=	0.91 m	1.30	m	=	4	ft.	3 ins.
4	ft.	=	1.22 m	1.40	m	=	4	ft.	7 ins.
4	ft. 3 ins.	=	1.30 m	1.50	m	=	4	ft.	11 ins.
4	ft. 6 ins.	=	1.37 m	1.60	m	=	5	ft.	3 ins.
4	ft. 9 ins.	=	1.45 m	1.70	m	=	5	ft.	7 ins.
5	ft.	=	1.52 m	1.80	m	=	5	ft.	11 ins.
5	ft. 3 ins.	=	1.60 m	1.90	m	=	6	ft.	3 ins.
5	ft. 6 ins.	=	1.68 m	2.00	m	=	6	ft.	7 ins.
6	ft.	=	1.83 m	3.00	m	=	9	ft.	10 ins.
6	ft. 6 ins.	=	1.91 m	4.00	m	=	13	ft.	1 ins.
7	ft.	=	2.13 m	5.00	m	=	16	ft.	5 ins.
8	ft.	=	2.44 m	6.00	m	=	19	ft.	8 ins.
9	ft.	=	2.74 m	7.00	m	=	22	ft.	11 ins.
10	ft.	=	3.05 m	8.00	m	=	26	ft.	3 ins.
15	ft.	=	4.57 m	9.00	m	=	29	ft.	6 ins.
20	ft.	=	6.10 m	10.00	m	=	32	ft.	10 ins.
10	yds.	=	9.14 m	25.00	m	=	82	ft.	
25	yds.	=	22.86 m	100.00	m	=	328	ft.	
50	yds.	=	45.72 m	1000.00	m	=	3281	ft.	
10	yds.	=	91.44 m						
1000	yds.	=	914.40 m						

Conversion

Yards to Meters, multiply by .9144

Feet to Meters, multiply by .3048

Meters to Yards, divide by .9144

Meters to Feet, divide by .3048

© USEF 2026

CHAPTER AL ANDALUSIAN/LUSITANO DIVISION

SUBCHAPTER AL-1 GENERAL QUALIFICATIONS

AL 100 General

AL101 Eligibility to Compete

AL102 Breed Standards

AL103 Shoeing

SUBCHAPTER AL-2 HALTER CLASSES

AL104 General

AL105 Conduct and Specifications

AL106 Championships

AL107 Get of Sire and Produce of Dam

AL108 Gold Medal Movement Award

AL109 Cobra of Mares

SUBCHAPTER AL-3 PERFORMANCE CLASSES

AL110 General

SUBCHAPTER AL-4 BEST MOVEMENT

AL111 General

AL112 Appointments

AL113 Qualifying Gaits

AL114 Best Movement Class Specifications

SUBCHAPTER AL-5 ENGLISH PLEASURE – FORMAL SADDLE HORSE

AL115 General

AL116 Appointments

AL117 Qualifying Gaits

AL118 English Pleasure Formal Saddle Horse Class Specifications

SUBCHAPTER AL-6 ENGLISH PLEASURE - SADDLE SEAT HORSE

AL119 General

AL120 Appointments

AL121 Qualifying Gaits

AL122 English Pleasure – Saddle Seat Class Specifications

SUBCHAPTER AL-7 ENGLISH PLEASURE COUNTRY

AL123 General

AL124 Appointments

AL125 Qualifying Gaits

AL126 English Pleasure Country Class Specifications

SUBCHAPTER AL-8 ENGLISH PLEASURE – HUNT SEAT

AL127 General

AL128 Appointments

AL129 Qualifying Gaits
AL130 English Pleasure –Hunt Seat Class Specifications

SUBCHAPTER AL-9 ENGLISH PLEASURE – DRESSAGE SUITABILITY

AL131 General
AL132 Appointments
AL133 Qualifying Gaits
AL134 Dressage Suitability Class Specifications

Subchapter AL -10 DRESSAGE HACK

AL135 General
AL136 Appointments
AL137 Qualifying Gaits
AL138 Dressage Hack Class Specifications

Subchapter AL - 11 ENGLISH PLEASURE PRO-AM

AL139 General
AL140 Appointments
AL141 Qualifying Gaits
AL142 English Pleasure Pro-Am Class Specifications

Subchapter AL-12 ENGLISH PLEASURE-VINTAGE RIDER

AL143 General
AL144 Appointments
AL145 Qualifying Gaits
AL146 English Pleasure - Vintage Rider Class Specifications

SUBCHAPTER AL-13 HUNTER HACK

AL147 Appointments
AL148 Qualifying Gaits
AL149 Hunter Hack Class Specifications

SUBCHAPTER AL-14 ENGLISH SHOW HACK

AL150 General
AL151 Appointments
AL152 Qualifying Gaits
AL153 English Show Hack Class Specifications

SUBCHAPTER AL-15 WESTERN PLEASURE

AL154 General
AL155 Appointments
AL156 Qualifying Gaits
AL157 Western Pleasure Class Specifications

Subchapter AL-16 WESTERN PLEASURE – PRO-AM

AL158 General
AL159 Appointments

AL160 Qualifying Gaits
AL161 Western Pleasure Pro-Am Class Specifications

Subchapter AL-17 WESTERN PLEASURE – VINTAGE RIDER

AL162 General
AL163 Appointments
AL164 Qualifying Gaits
AL165 Western Pleasure – Vintage Rider Class Specifications

SUBCHAPTER AL-18 VERSATILITY DRIVING TO ENGLISH

AL166 General
AL167 Appointments
AL168 Qualifying Gaits
AL169 Versatility Driving to English Class Specifications

SUBCHAPTER AL-19 VERSATILITY ENGLISH TO WESTERN

AL170 General
AL171 Appointments
AL172 Qualifying Gaits
AL173 Versatility English to Western Class Specifications

SUBCHAPTER AL-20 DRIVING

AL174 General

SUBCHAPTER AL-21 FORMAL DRIVING

AL175 General
AL176 Appointments
AL177 Qualifying Gaits
AL178 Formal Driving Class Specifications

SUBCHAPTER AL-22 SHOW PLEASURE DRIVING

AL179 General
AL180 Appointments
AL181 Qualifying Gaits
AL182 Show Pleasure Driving Class Specifications

SUBCHAPTER AL-23 COUNTRY PLEASURE DRIVING

AL183 General
AL184 Appointments
AL185 Qualifying Gaits
AL186 Country Pleasure Driving Class Specifications

SUBCHAPTER AL-24 PLEASURE DRIVING

AL187 General
AL188 Appointments
AL189 Qualifying Gaits
AL190 Pleasure Driving Class Specifications

SUBCHAPTER AL-25 TRADITIONAL TYPE CARRIAGE DRIVING

SUBCHAPTER AL-26 ANDALUSIAN/LUSITANO TRADITIONAL (CONTEMPORARY) TACK AND ATTIRE

AL191 General

AL192 Appointments

AL193 Attire

SUBCHAPTER AL-27 ANDALUSIAN/LUSITANO HERITAGE (HISTORICAL) TACK AND ATTIRE

AL194 General

AL195 Appointments

AL196 Qualifying Gaits

AL197 Andalusian/Lusitano Heritage (Historical) Tack and Attire Class Specifications

SUBCHAPTER AL-28 FANTASY COSTUME - OPEN TO PUREBRED AND HALF-ANDALUSIAN/LUSITANO HORSES

AL198 General

AL199 Appointments

AL200 Qualifying Gaits

AL201 Fantasy Costume Class Specifications

SUBCHAPTER AL-29 LONG REINING

AL202 General

AL203 Appointments

AL204 Qualifying Gaits

AL205 Required Movements

AL206 Required Tests

SUBCHAPTER AL-30 JUNIOR EQUITATION

AL207 General

AL208 Saddle Seat Equitation

AL209 Hunt Seat Equitation

AL210 Western Equitation

AL211 Walk-Trot Equitation – 10 and Under

Subchapter AL-31 JUNIOR EXHIBITOR SHOWMANSHIP IN-HAND

AL212 Junior Exhibitor Showmanship In-Hand

SUBCHAPTER AL-32 ANDALUSIAN/LUSITANO & HALF ANDALUSIAN/LUSITANO PLEASURE JUNIOR EXHIBITOR

AL213 General

AL214 Appointments

AL215 Qualifying Gaits

AL216 Andalusian/Lusitano and Half Andalusian/Lusitano Pleasure – Junior Exhibitor Class Specifications

SUBCHAPTER AL-33 REINING

SUBCHAPTER AL-34 WESTERN TRAIL HORSE

SUBCHAPTER AL-35 WESTERN RIDING

SUBCHAPTER AL-36 WALK – TROT

AL217 Walk - Trot Green Horse

AL218 Walk - Trot Equitation

SUBCHAPTER AL-37 LIBERTY

AL219 General

AL220 Appointments

AL221 Qualifying Gaits

AL222 Class Specifications

SUBCHAPTER AL-38 HALF ANDALUSIANS/LUSITANO

AL223 General

Subchapter AL-39 HALF ANDALUSIAN/LUSITANO COSTUME

AL224 General

AL225 Appointments

AL226 Qualifying Gaits

AL227 Half Andalusian/Lusitano Costume Class Specifications

Subchapter AL-40 HALF ANDALUSIAN/LUSITANO DRIVING

AL228 General

AL229 Appointments

AL230 Qualifying Gaits

AL231 Half Andalusian/Lusitano Driving Class Specifications

SUBCHAPTER AL-41 DRESSAGE ANDALUSIAN/LUSITANO

AL232 General

AL233 Championships

SUBCHAPTER AL-42 SPORT HORSE

AL234 Purpose

AL235 Conduct of Classes

AL236 Sport Horse In-Hand Classes

AL237 Sport Horse Scoring In-hand Procedures

AL238 Sport Horse Under Saddle and Show Hack Class Procedures

AL239 Sport Horse In-Hand Appointments

AL240 Sport Horse Under Saddle Appointments

AL241 Sport Horse Show Hack Appointments

AL242 Sport Horse Qualifying Gaits

AL243 Sport Horse Class Specifications

AL244 Sport Horse Showmanship

SUBCHAPTER AL-43 DOMA VAQUERA-OPEN TO PUREBRED AND HALF-ANDALUSIAN/LUSITANO HORSES

AL245 General
AL246 Judging Criteria
AL247 Appointments
AL248 Attire
AL249 Gaits and Maneuvers
AL250 Patterns

CHAPTER AL ANDALUSIAN/LUSITANO DIVISION

For further information regarding Andalusian/Lusitano and Half-Andalusian/Lusitano competitions, contact the International Andalusian and Lusitano Horse Association, 22 Inverness Center Parkway, #155, Birmingham, AL 35242, (205) 995-8900

SUBCHAPTER AL-1 GENERAL QUALIFICATIONS

AL 100 General

IALHA Conformation Judging Forms, Functionality Judging Forms, Best Movement Score Sheet, Functionality Test Pattern, and Halter Pattern may be obtained by either contacting IALHA in writing, downloading from the IALHA website at www.ialha.org, or downloading from the USEF website at www.usef.org from the Andalusian/Lusitano page, Forms and Guidelines tab.

AL101 Eligibility to Compete

1. Purebred and Half-Andalusian/Lusitano horses to be shown in a local or regional competition must be registered with or application for registration made to IALHA. Weanlings and yearlings are eligible if both parents are either registered or application has been made to register them with IALHA. In order to be qualified to enter the ring in a National Championship class, the horse must be registered with the IALHA and a copy of the registration papers on file with the Competition Secretary. Weanlings and yearlings may enter a National Championship Class without a copy of the registration papers on file with the Competition Secretary if and only if the Competition Secretary has received a letter from the IALHA Registrar or Half-Andalusian/Lusitano Registration Secretary identifying the weanling or yearling and certifying that each and every requirement for registration of such weanling or yearling has been met and the registration certificate will be issued. Lineage must be traceable back to the Spanish or Portuguese Stud Books. Copies of registration papers must be mailed with entries or presented at each competition.
2. Half Andalusians/Lusitano may not be shown together with Purebred Andalusian/Lusitanos except in the following classes: Junior Equitation, Showmanship, Western Trail, Western Riding, Doma Vaquera, Reining, Dressage, Musical Free Style, Fantasy Costume, Heritage Tack and Attire, Traditional Tack and Attire, Green Rider and Sport Horse Showmanship.
3. All horses entered must be serviceably sound, show no signs of lameness and be in good condition. Horses with loss of sight in one eye may compete in performance classes only.
4. Each horse shall be shown in its entire natural splendor with a full mane and tail or in the traditional Lusitano/Andalusian style. The following description is of the traditional Andalusian/Lusitano style of presentation. Weanlings of both sexes are seen with their forelock shaved, their manes roached or shaped to enhance the shape of the neck, and all tail hairs shaved. Yearling fillies are shown with the tail shaved from the tail head to below the vulva except for a small bob. The hairs are banged, and are above the hock. Yearling colts are shown with no forelock, the mane in the same condition as the yearling fillies, but the tail is shaved, or permitted to grow and banged for neatness. Two year and older colts and stallions are shown in full mane and tail. Two year and older fillies are shown with or without a forelock, roached or shaped mane, tail shaved at the tail head to below the vulva and the hairs which grow from the bottom now reach the hocks and are banged for neatness. Mares three and over are shown with or without a forelock, roached or shaped mane and their tails are shaved from the tail head to the bottom of the vulva. The hairs at the end of the tail may now be permitted to grow as long as they would naturally, but are always banged for a neat presentation (generally between the hock and fetlock). Whichever method of presentation an exhibitor selects is appropriate, but there may be no mixing of components, i.e. shaping the mane of the colt after age two, or shaping the mane of the mare, but allowing all the hair on her tail to grow.
5. It is recommended that bridle paths not exceed a maximum of four inches. The addition of supplemental hair in mane or tail shall be cause for disqualification. Braiding is optional.
6. Except in Fantasy Costume, the use of dyes or other coloring products, including hoof blackening products and glitter, on or in the mane, tail, hair, or hooves is prohibited. The use of clear hoof polish is permitted.
7. Any horse is considered to be one year old on the first day of January following the actual date of foaling.
8. No horse may be shown under saddle until it is at least three years old.
9. No horse may be shown in a driving class until it is at least two years old.

10. The use of or the application of, to or into any horse (other than legal levels of allowed medications) any foreign or caustic substance, such as ginger, mustard, pepper, abrasives, etc., which would alter or influence a horse's natural carriage, movement or behavior, is prohibited.
11. The injecting of any foreign substance into a horse's tail, the cutting of tail ligaments, soring or maiming of feet, or any such practice which would alter or influence a horse's natural carriage, movement or behavior, is prohibited.
12. Stallions may be handled, ridden or driven by women and Junior Exhibitors. Exception: Stallions are prohibited in Walk-Trot Equitation 10 & Under (AL211.1) and Junior Exhibitor Showmanship In-Hand (AL212.1).
13. Protective headgear is not required in any class in the Andalusian/Lusitano Division unless stated otherwise within these rules. Use of protective headgear cannot be penalized. Junior Exhibitors are required to wear protective headgear in all Hunter, Jumper and Hunter Equitation classes in conformity with GR801.1.
14. If a rider falls off of their horse during a class, it is at the discretion of the judge whether or not the rider is allowed to continue or is excused.
15. Horses must be shown without artificial appliances. Anything that alters the intended use of equipment as provided for in the description of appointments for a given class is considered to be an artificial appliance. This includes but is not limited to tongue ties and/or mouth ties. Gag bits are prohibited. Action produced by artificial methods shall be penalized. The use of chains, rollers or similar devices on the competition grounds during or before a competition are prohibited and the show committee shall bar violators from further participation for the remainder of the competition, and violator(s) shall forfeit all entry fees and winnings for the entire competition.
16. Any action(s) against a horse by an exhibitor, which are deemed excessive by a judge, Federation steward or competition veterinarian, in the competition ring or anywhere on the competition grounds may be punished by official warning, limitation or other sanctions which may be deemed appropriate by the show committee. Such action(s) could include, but are not limited to, excessive use of whip and spurs.
17. Judges must eliminate from judging consideration any horse which shows aggression or discontent toward its handler, rider or any person in the ring.
18. Horses showing signs of undue stress or inhumane treatment must be penalized. The exhibition of a horse that has a cut or abrasion showing clear evidence of fresh blood in the mouth, nose, chin, shoulder, barrel, flank or hip area must be considered to be ineligible to receive an award in that respective class.
19. Judges must excuse from the ring any horse that possesses a whip mark (welt) on any portion of the horse. A whip mark or welt is an inflammation of skin and subcutaneous tissue resulting in a swelling in extreme cases is an abrasion or laceration. The cardinal signs of inflammation include heat, pain (sensitivity or palpation) and swelling. The judge(s) finding of fact with respect to the presence or absence of a whip mark (welt) evident during a class shall be final and no appeal may be taken thereon. The judge(s) shall make written finds of fact which shall be delivered to the Federation steward with respect to any horse excused under this rule. In a class that is judged by more than one judge, if a judge in that class believed that an entry has a whip mark, that entry must be examined by all judges of the class and each judge must determine if a whip mark exits. If a majority of the judges of that class determine that whip mark exists, the entry must be excluded from the ring, according to the specification set forth in this article. If a majority of the judges determine there is not a whip mark, then each judge who is of the minority opinion shall submit their own written finding of fact and shall have the authority to eliminate said entry from further consideration
20. Any individual who is required to touch the muzzle, oral cavity, or bit of the horse for purposes of inspection shall utilize a new pair of gloves for each inspection. Once an inspection of the individual horse is complete, the gloves must be properly disposed of in a trash container.
21. The following classes do not affect Maiden status of the horse: English Pleasure Pro-Am, Western Pleasure Pro-Am, Versatility Driving to English, and Versatility English to Western
22. Electronic communication devices used for purposes of coaching exhibitors during a competition shall be prohibited in all classes in the Andalusian/Lusitano Division. Exhibitors with a permanent hearing impairment are permitted to use an electronic communication device upon submission of a written certification from a treating medical professional's office certifying the permanent hearing impairment and certifying the requirement of an electronic communication device. The certifying medical certification must be provided to the competition Steward within a reasonable time prior to competing who shall attach a copy to the Steward report.
23. An exhibitor with a disability (other than hearing), will be provided reasonable accommodation upon submission of a written certification from a treating medical professional's office certifying the disability and

identifying the accommodation necessary for the exhibitor to compete safely. The medical certification must be provided to the competition Steward within a reasonable time prior to competing who shall attach a copy to the Steward report.

24. No horse may be entered and shown in more than six (6) performance classes per day. This does not include halter, showmanship, and sport horse in-hand.
25. When the Dressage chapter is referenced herein, any rule or portion of a rule that is in direct reference to USEF/USDF or USEF National Championships shall be disregarded for the purpose of breed Dressage classes.
26. In the event coats are waived due to weather, an exhibitor may wear a short sleeved blouse/shirt with a closed collar and, if desired, an appropriate tie, scarf, brooch or pin. Polo Shirts are not permitted except in Sport Horse In-Hand classes. The remainder of the attire should conform with the rules of the class.

AL102 Breed Standards

1. The horse is known for agile movements, elevated, extended, harmonious and cadenced. The horse has great facility to adopt various aptitudes and to conquer difficulties, as if with special predisposition for collection and the turns over the haunches. The horses have an easy response to the command and the mouth is additionally soft, for a result that is obedient and of extraordinary comfort. The horses are temperate and hardy, serviceable and energetic, noble and docile. They learn rapidly and participate intimately with the rider. Their principal service is as a mount, with great ability for “alta escuela” (dressage and airs), bullfighting, light teams or carriages and with special conditioning for handling cattle running in range conditions.
2. The head should be in proportion to the overall size and weight of the horse. It should be rectangular in shape, and of medium length, with a long jaw that is not overly pronounced. Profile: straight or convex, nostrils are elongated and arched. Eyes: large, lively, showing a kind and alert expression, their shape is triangular with a permanently raised eyebrow. The ears are attached slightly lower on the side of the head compared to other breeds, but must stand up straight without a curl to the inside or falling to the outside. The size must be in proportion to the head. Mares sometime have longer, narrower ears. The neck should be of medium length, solidly built and lightly arched with neither a heavy crest nor a thick throat. Withers should be prominent, moderately wide, and muscular. The shoulder should be long, broad, well sloping and powerfully muscled. Ribs are well sprung and oval. Forearms should be large, well muscled and in correct proportion to the width of the chest. Cannon bones are substantial, slightly longer, lean and in proportion to the horse’s height. The back should be of medium length, straight and horizontal. The loin shall be broad, short and strong. Croup should be gently sloping and nicely rounded with a low set, thick tail fitted following the curvature of the croup. Viewed from the rear the tail should be carried straight, hips should be strong and rounded, and there should be a well muscled thigh and gaskin of medium length. Hind leg cannon bones should be of proportioned length and clean tendons. The hock should be straight and well defined. The pasterns should be of medium slope and length and be well flexioned. Hooves are round and of proportionate size.
3. The height at the withers varies from 15 hands to 16.1 hands with an occasional individual under or over. Mares should be feminine and males should be masculine. Andalusians/Lusitano shall be medium in length, and if other than medium, excessive length of body is less desirable than short length. Movement: elevated, extended, harmonious and cadenced with roundness yet always moving forward.
4. To be penalized are less than desirable Andalusian/Lusitano traits: Concave frontal nasal profiles and the ultra convex nasal profiles. Excessively large heads, forehead too wide and flat. Eyes bulging or round, orbital arches protruding. Nose square and wide, nostrils round. Ears too big, fallen, too closely set and with abnormal movement. Neck too short, low set neck or thick throatlatch. Low withers, swayback, or back tent-shaped. Poorly muscled, thin or weak rib structures, cylindrical thorax, chest and barrel not deep enough. Tail set too high, or too loosely set. Cow hocks or uneven hocks. Pasterns too long or excessively short and vertical. Movements displaying poor elevation, irregular tempo or excessive winging.

AL103 Shoeing

1. Any machine made (keg) or handmade shoe made of magnetic steel, mild steel or aluminum is allowed. No part of the shoe may exceed the dimensions of 3/8” thick by 1 1/8” wide (nail heads and/or toe clips are not

considered when measuring the shoe). The shoe may be of any type and configuration except in the case of a bar shoe, the bar may not extend below the ground surface of the shoe.

2. Maximum length of toe is 5”. The hoof should be in proportion to the horse.
3. In under saddle or driving performance classes, the use of a single therapeutic pad per hoof with a maximum thickness of 1/8” is allowed as long as the overall length of the toe measurement (see GR510) does not exceed the maximum toe length of 5”. Acceptable pads of 1/8” thickness include full pads and rim pads. Wedge pads may be no greater than 1/4” thick at its maximum thickness. Full pads must be made of plastic or leather. The introduction of a foreign material within the pad, between the pad and shoe, or between the pad and hoof designed to add additional weight or enhance action is strictly prohibited. Material with anti-concussive qualities such as rubber, oakum, pine tar, silicone, foam rubber, latex, etc. may be used between the pad and hoof for additional support. Pads are not permitted in halter classes or best movement classes. (Exception: See Sport Horse In-Hand AL239)
4. Artificial hoof walls are prohibited. Exception: repairs to hooves that follow the natural line of the hoof.
5. At the discretion of a judge or a steward officiating at a licensed Andalusian/Lusitano Competition, or at the request of the Show Committee (See GR1201), inspection (including measuring the shoe, presence of a pad, and measurement of hoof length) may be required. Shoes cast after entering or before exiting the arena in any class shall be inspected.
    a. A random inspection of horses at all National, Regional and qualifying shows may be required. Said inspection shall be performed by a licensed steward or judge designated by the Show Committee (The Show Committee may, at its discretion designate more than one licensed official to perform inspections). Any trainer, exhibitor and/or agent of a horse subject to the inspection each may request to be present and heard while said inspection is being performed by said licensed official(s). Prior to any disqualification and/or other penalties imposed on a horse at a competition, the inspecting officials shall make reasonable efforts to notify and have present the owner(s), and trainer(s) of said horse, or agent(s) at the inspection. The inspecting officials shall take possession of any shoe and/or pad, and measure the shoe with a USEF approved shoe gauge. Measurement of hoof length shall be made in accordance with GR510. In the event that the inspecting officials find a violation of the shoe measurement, hoof length, and/or pad the horse shall be disqualified for the entire competition, and the owner shall be required to forfeit all prize money, sweepstakes, futurity and trophies, entry fees, ribbons and points won at said competition by said horse. Additionally, if any forbidden foreign material is found on the hoof, the steward shall report the alleged rule violation to the Federation. The trainer and/or owner of a horse found to be shod with any forbidden material as described is subject to disciplinary action.
6. In the event of a shoe cast during the progress of a class, see GR804 and GR833.
7. Shoes are not permitted on weanlings or yearlings.
8. All horses competing in the Andalusian/Lusitano and Half Andalusian/Lusitano reining sections shall be exempt from shoeing regulations. This does not exempt horses that are cross entered into any other classes from compliance with applicable shoeing requirements while competing in those classes.

SUBCHAPTER AL-2 HALTER CLASSES

AL104 General

1. There shall be separate In-Hand classes for Purebred and Half-Andalusian/Lusitano horses.
2. A lack of required appointments shall result in immediate disqualification.
3. The length of lead shall not exceed 12’ from the point of attachment.
4. A suitable halter equipped with a throat latch is mandatory. If a Serreta is used, it must be leather covered or wrapped and adjusted snugly to avoid injury.
5. Whips are not to exceed six (6) feet including snapper.
6. Handlers shall wear either jumpsuits or dress slacks and long sleeve shirts. No denim allowed. Ties, kerchief, bolo tie, brooch or pin and appropriate leather shoes, all black or brown athletic shoes (including the laces and soles), dress shoes or boots are required. Sweaters, vests, coats or traditional Spanish (Traje Corte) or Portuguese (Campino) attire are optional. Tuxedos are appropriate for evening classes only.
7. Disqualifiers: Falling or fallen crest or ewe neck. Colts and stallions two years and older that do not have both testicles descended.

AL105 Conduct and Specifications

1. Emphasis shall be placed on type, conformation, quality, way of going, substance and manners. Half Andalusians/Lusitano will be judged on conformation, quality, way of going, substance and Andalusian/Lusitano type, in that order. The Half-Andalusians/Lusitano may show characteristics of any other breed. The foregoing first three qualities shall take precedence in adjudication of in-hand classes over breed type.
2. An Exhibitor is any person who holds, walks or trots a horse in the competition arena. No Exhibitor may hold more than one horse at a time in the arena.
3. Every exhibitor is required to sign an entry blank and must be a Federation member or pay a Show Pass fee.
4. Horses are to be shown in-hand at a walk and trot. The following procedures shall be followed in all In-Hand classes. At all IALHA Regional and National level competitions, all entries, including post entries, in a class must be drawn for position and enter the ring in that order. The order will be posted at least 30 minutes prior to the start of the class. This procedure may be used at other recognized competitions at the discretion of competition management. Horses shall enter the arena at a relaxed walk in a counterclockwise direction. Failure to completely clear the gate at a walk shall require the horse to reenter at the proper walk. The horse shall then strike a trot until reaching its designated position in line, as directed by the ringmaster or judge(s). When asked, the exhibitor shall walk the horse from the rail to the Ring Master. At the direction of the Ring Master, the exhibitor will walk the horse parallel to the long side of the arena toward the judge(s) for a minimum of thirty (30) feet, turn the horse in either direction, without stopping, and walk the horse back to the starting point [away from the judge(s)]. Without stopping, the exhibitor will turn the horse in either direction and trot the horse parallel to the long side of the arena toward the judge(s) and past the judge(s) for a minimum of sixty (60) feet. The exhibitor will then turn the horse in either direction and trot back to the judge(s) position, where the horse will then be presented to the judge(s). If the exhibitor circles the horse during the trotting process, only one intentional circle at either end will be allowed (total of two circles). Exhibitors are allowed to reposition the horse if it moves ahead of the exhibitor without fear of penalization or disqualification. However, it is within the judge's discretion to penalize an exhibitor who must do this repeatedly to maintain control of the horse. The horse should stand with front legs square. Back legs should be positioned either squarely or just inside a square. Back legs are permitted to be slightly split with one slightly behind the other as long as all four remain inside the square. The horse should not be stretched under any circumstances. If an exhibitor stands a horse stretched, the judge(s) will ask the exhibitor to reposition the horse. A horse is considered stretched if front legs are in front of the vertical and/or rear legs are behind the vertical. A horse is considered not stretched if all four feet are flat on the ground and at least one front and one rear cannon bone are perpendicular to the ground. After examination, horses shall trot away from the judge back to the rail and around the arena to the end of the line. After completion of individual presentation, the class as a group must reverse in a clockwise direction and quietly walk single file, with whip at the exhibitor's side. The lead line must maintain a clearly discernible drape, i.e. the exhibitor must not place their hand on the chain or close enough to in any way restrict natural head and neck motion. Also, the exhibitor may not unnecessarily impede the forward motion of the horse while at the walk. After the last horse has completed one circuit of the arena, the class will reverse back to counterclockwise direction and all entries shall line up on the rail for final placement.
5. If an exhibitor is to handle more than one entry in the class, they must have present in the arena an additional exhibitor to facilitate the transfer of the horses.
6. The portions of the above sections of this rule pertaining to more than one exhibitor do not apply to any amateur classes or Best Movement performance classes in which only one horse is permitted per exhibitor.
7. The Champion and Reserve Champion Senior Stallion, Mare and Gelding, Junior Stallion & Mare and Champion Colt, Filly & Junior Gelding may have all four feet measured and may have one front shoe removed immediately upon leaving the competition ring. Official veterinarian, Federation Steward or Federation Judge and competition manager shall supervise and IALHA shall cover the expense of this procedure.
8. Individual competition management may preclude the use of whips at any competition.
9. Excessive shanking shall be penalized at the judge(s) discretion. A horse that appears to be intimidated by the handler will be penalized. Excessive use of the whip or actions that may disturb other entries shall be severely penalized. Judge(s) may excuse any entry deemed in violation of these restrictions.
10. Functionality:
    a. Purebred Stallions 5 years old and older entered in their respective halter classes must compete in a ridden functionality test which counts as 25% of the horse's total conformation score. In functionality,

horses are shown at working gaits of the walk, trot/jog and canter/lope. Lengthening of gaits may be called for by the judge(s).

b. Exhibitors shall enter at trot in a counterclockwise direction. All horses shall be worked at all gaits in both directions. In the lineup, horses must stand quietly and may be asked to back individually.
c. Spanish, Portuguese or any tack and attire acceptable in any of the under saddle classes described in the A/L section of the USEF rulebook may be used, but styles must not be mixed.
d. Whips (no longer than 47.2 inches or 120 cm) and spurs are allowed.
e. Horses are judged on the following:
    1. Freedom and regularity of gait in the walk, trot, and canter.
    2. Impulsion, engagement of the hindquarters and balance.
    3. Continuity of the cadence, and desire to move forward.
    4. Manners and attitude must be strongly considered.
f. All classes restricted to amateur handlers (ATH) are excluded from the requirement for functionality testing regardless of the age of the stallion.
g. Champion Stallion and Champion of Show classes are excluded from the requirement for functionality testing.

AL106 Championships

1. For purebreds and Half Andalusians/Lusitano:
2. In-Hand championship classes.
    a. The Championship and Reserve Championship may be awarded to the horses that have placed first or second in their qualifying classes. Only first place winners in the qualifying classes may be chosen as champion.
        1. First and second place horses from all classes must compete in their respective championship classes or forfeit their prizes. After the championship has been awarded the second place horse from its age group shall move up to the front line and be judged equally with the remaining first place horses for the reserve championship.
        2. If Non-Regional and Non-National Championship in-hand classes are held, all champion and reserve champion ribbon winners are eligible to compete, however these classes will not receive Federation HOTY points.

AL107 Get of Sire and Produce of Dam

1. Get of Sire and Produce of Dam classes shall have at least two purebred entries, entered under the name of the sire or dam, with one handler per entry.
2. Entries shall be presented under the same provisions as Halter/In-Hand above, except a walk or trot is optional. No halter pattern is used for this class.
3. More than one set of entries per sire or dam may be presented in the same class.
4. Entries shall be judged on reproductive likeness, uniformity, and quality of breed characteristics, conformation and similarity.
5. Sire or dam are not required to be present, except dam must be present in the case of an entry which is a nursing foal.

AL108 Gold Medal Movement Award

1. To be awarded to the best moving horse in all Federation Open Halter classes in which Gold Medal Movement Awards are offered.
2. This award will be given to the horse in each halter class who has the highest total of the scores given for the walk and the trot on its Conformation Judging Form.

AL109 Cobra of Mares

1. An entry consists of three mares and/or fillies.
2. It is optional to show horses at the walk or trot as detailed for Halter/In-Hand classes. No halter pattern is used for this class.

3. Emphasis shall be placed upon reproductive likeness, uniformity, and quality of breed characteristics, conformation and similarity.
4. A handler and a tailer are allowed per entry.

SUBCHAPTER AL-3 PERFORMANCE CLASSES

AL110 General

UNLESS STATED OTHERWISE, IN ALL CLASSES WHERE HORSES COMPETE COLLECTIVELY:

1. Exhibitors shall enter at a trot in a counterclockwise direction. All horses shall be worked at all gaits both ways of the ring.
2. Judges are required to consider the performance of each gait equally in adjudicating each class.
3. In the lineup, horses must stand quietly and may be asked to back individually or as a group.
4. Light contact with the reins must be maintained at all gaits.
5. Martingales and tie downs are prohibited
6. Bandages and boots of any type are prohibited.
7. Junior horses may be shown in a snaffle (or a bosal in Western Pleasure); once shown in a curb type bit, they may not be shown back in a snaffle (bosal).
8. Spurs, whips, or crops are optional.
9. Excessive speed at any gait must be penalized.
10. Protective headgear may be worn without penalty (See GR801.1).
11. Non-Regional and Non-National Championship classes for under saddle classes may be held at the discretion of show management, but will not receive Federation HOTY Points.
12. RANGE OF TROT FOR ENGLISH AND DRIVING HORSES. Range of motion varies for the different English and Driving classes. This section is intended to show the relationships between motions in these classes. This description is NOT intended to set a literal standard. Motion is just one part of a horse's performance, which includes many other components of evaluation. Motion involves proper balance between the front and the rear end. Significant rear-end engagement and impulsion are equally important parts of a horse's overall motion. Regardless of the height of the trot, a horse should show a rhythmic, cadenced gait with adequate suspension and freedom of movement, versus a tight, "trappy" movement. The following diagram shows the relative levels of motion for the various classes:

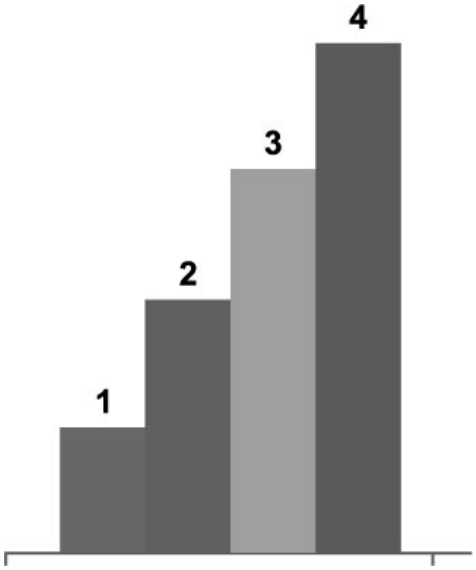

Key:

1 = Hunt Seat English Pleasure

1 = Pleasure Driving

2 = Country English Pleasure

2 = Country Pleasure Driving

3 = Saddle Seat English Pleasure

3 = Show Pleasure Driving

4 = Formal Saddle English Pleasure

4 = Formal Driving

SUBCHAPTER AL-4 BEST MOVEMENT

AL111 General

1. Open to Stallions, Mares, and Geldings of all ages.
2. Open to Purebred and Partbred horses, however in no case may Purebred and Partbred horses compete in the same class.
3. A handler may only handle one horse in this class, the multiple handler rule does not apply to this class.

AL112 Appointments

Refer to AL104. Exception: Length of lead may exceed 12’ from the point of attachment.

AL113 Qualifying Gaits

1. Horses are to be shown In-Hand as they would in a halter class.
2. Four-beat walk showing as much overstep of the front hoofprint by the hind hoofprint as possible.
3. Animated trot with emphasis on extension, suspension and a balanced cadence with impulsion.

AL114 Best Movement Class Specifications

1. Best Movement Pattern:
   a. Horses enter the arena through the in-gate at the walk, and walk counterclockwise until all entrants have entered the arena and been viewed by the judges. Horses stop and line up at A.
   b. After all horses are in the arena and lined up at A, each horse will trot along the arena wall (counterclockwise) to position B where the horse will walk to A, and stand next to the horses that have yet to present at the trot.
   c. After the last horse has trotted, the horses will walk on the rail counterclockwise, single file to position B. Each horse will then trot down the arena wall to position A where they will walk back to position at B.
   d. Once the final horse has walked back into line, horse and handlers will reverse and walk single file clockwise on the rail until all judges have viewed and scored the walk. They will then be asked to stop and maintain position, and present back numbers to the judges.
2. Equal emphasis must be given to the walk and the trot and a separate numerical score for each gait will be given. Decimals may be used.
3. Scores and placings will be determined by the summation of the two scores given for the walk and the trot. The higher score will receive the higher placing. Best Movement Scoresheets must be used and are available at www.usef.org.

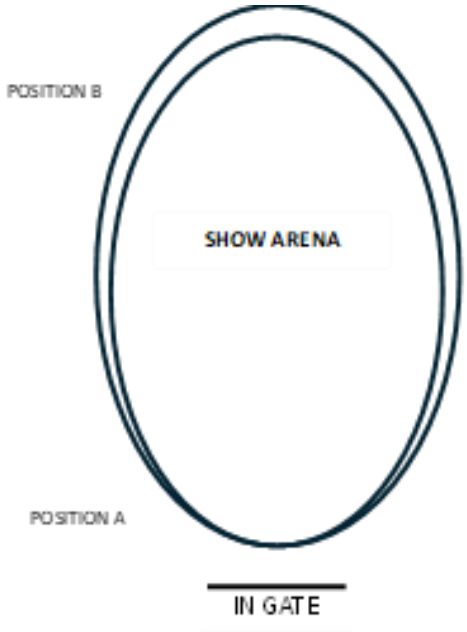

Best Movement Pattern

BOD 06/17/2025 Effective 12/1/2025

SUBCHAPTER AL-5 ENGLISH PLEASURE – FORMAL SADDLE HORSE

AL115 General

1. Horses must be brought back to the walk before being asked to make the transition from the trot to the canter.
2. The judge may not request that gaits be performed only on the snaffle or curb.

AL116 Appointments

1. Bridles shall be the light show type. Full bridles or Pelham bits must be used. Exception: Junior horses may be shown in a snaffle bit in any class within this section. Once shown in a curb type bit, they may not be shown back in a snaffle.
2. A cut back English saddle is required. The girth must be of leather, web, string or other suitable material.
3. Informal saddle seat dress is suggested for pleasure classes. It consists of a jacket and jodhpurs with a derby or soft hat. Formal riding habits are not permitted prior to evening classes except for Regional or National Championship classes.

AL117 Qualifying Gaits

1. Animated Walk – A lively, animated and graceful walk that could be loosely termed a four-beat gait, but which does not give the appearance of being a jog or a prance. It should be judged as a separate entity and not merely as a transition gait.
2. Animated Trot – Executed in a highly collected manner. The horse's energy should be directed toward animation rather than speed. This gait requires extreme knee flexion and use of the shoulder for a balanced, graceful extension to the point where the horse does not significantly move forward. The hocks should remain well under and be lifted and not driven to the rear. The most desirable animated trot gives a balanced appearance from front and rear.
3. Canter – A three-beat gait which is to be collected, animated, true, smooth, unhurried, straight and correct on both leads. Loss of form due to excessive speed must be penalized.

AL118 English Pleasure Formal Saddle Horse Class Specifications

1. In OPEN, MAIDEN, NOVICE, LIMIT, STALLION, MARE, and GELDING classes, horses will be judged on brilliant performance, presence, quality, type, manners and conformation. To be shown at the animated walk, the animated trot and canter.
2. In AMATEUR, AMATEUR OWNER, and JUNIOR EXHIBITOR classes, horses will be judged on brilliant performance, manners, type, quality, and suitability of horse to rider. To be shown at the animated walk, the animated trot and canter.
3. In JUNIOR HORSE (three, four and five years old) classes, horses will be judged on quality, brilliant performance, type, conformation and manners. To be shown at the animated walk, the animated trot and canter.

SUBCHAPTER AL-6 ENGLISH PLEASURE - SADDLE SEAT HORSE

AL119 General

1. Horses must be brought back to the walk before being asked to make the transition between the trot to the canter.
2. The judge may not request that gaits be performed only on the snaffle or the curb.
3. It is imperative that horses give the distinct appearance of being pleasurable to ride and display a pleasurable attitude. Vitality and presence are highly desirable and obedience to the rider of prime importance. All gaits must be performed with willingness and obvious ease, cadence, balance and smoothness.
4. Excessive speed at any gait must be penalized.

AL120 Appointments

1. Bridles shall be the light show type. Full bridles or Pelham bits must be used. Exception: Junior horses may be shown in a snaffle bit in any class within this section. Once shown in a curb type bit, they may not be shown back in a snaffle.
2. A cut back English saddle is required. The girth must be of leather, web, string or other suitable material.
3. Informal saddle seat dress is suggested for pleasure classes. It consists of a jacket and jodhpurs with a derby or soft hat. Formal riding habits are not permitted prior to evening classes except for Regional or National Championship classes.

AL121 Qualifying Gaits

1. Walk - A four-beat gait which is to be true, flat-footed and ground covering.
2. Normal Trot - A two-beat gait which is balanced overall, relaxed, and easy going with elasticity and freedom of movement.
3. Strong trot - To be faster with lengthened stride, maintaining balance, ease and freedom of movement.
4. Canter - A three-beat gait which is to be smooth, unhurried, straight and correct on both leads.
5. Hand Gallop - To be a faster gait, with a lengthened stride. It should be mannerly and controlled, straight and correct on both leads.

AL122 English Pleasure – Saddle Seat Class Specifications

1. In OPEN, MAIDEN, NOVICE, LIMIT, STALLIONS, MARES, AND GELDING classes, horses will be judged on performance, manners, type, quality, and attitude except as noted below. To be shown at the walk, normal trot, strong trot, canter and hand gallop.
2. In AMATEUR, AMATEUR OWNER, AND JUNIOR EXHIBITOR classes, horses will be judged on manners, performance, quality, attitude and suitability of horse to rider. To be shown at the walk, normal trot and canter.
3. In JUNIOR HORSE (three, four and five years old) classes, horses will be judged on quality, type, performance, attitude and manners. To be shown at the walk, normal trot and canter.

SUBCHAPTER AL-7 ENGLISH PLEASURE COUNTRY

AL123 General

1. A judge may not request that gaits be performed only on the snaffle or curb.
2. It is mandatory that horses be asked to halt on the rail, stand quietly, back and walk off on a loose rein, at least one direction of the arena.
3. It is imperative that the horse gives the distinct appearance of being a pleasure to ride. A quiet, responsive mouth is paramount.
4. Horses must be brought back to the walk before being asked to make the transition from the trot to the canter.
5. Excessive speed at any gait must be penalized.

AL124 Appointments

1. Bridle shall be light, show type, either single snaffle, single curb, curb and snaffle, or Pelham bit.
2. English-type saddle. No forward seat saddles allowed. Girth shall be either leather, web, string or other suitable material.
3. Informal saddle seat attire is required; no hunt attire. Suggested are conservative colors such as black, blue, gray, beige or brown jacket with matching jodhpurs. Day coat with jodhpurs also permitted. Boots and derby or soft hat required. Contrasting hats, vests and/or tie are acceptable.

AL125 Qualifying Gaits

1. All gaits must be performed with willingness and obvious ease, cadence, balance and smoothness.
2. Walk - A four-beat gait. To be true, flat-footed and ground covering.
3. Normal Trot - A two-beat gait. To be an overall balanced, relaxed, easy going trot with elasticity and freedom of movement. High action MUST be penalized. Posting is required.
4. Strong Trot - A two-beat gait. To be faster with lengthened stride, maintaining balance, ease and freedom of movement. High action MUST be penalized. Posting is required.
5. Canter - A three-beat gait. To be smooth, unhurried, straight and correct on both leads.
6. Hand Gallop - To be a faster gait, with a lengthened stride. It should be mannerly and controlled, straight and correct on both leads.

AL126 English Pleasure Country Class Specifications

1. In OPEN, MAIDEN, NOVICE, LIMIT, STALLIONS, MARES and GELDING classes, horses are to be judged on attitude, manners, performance, type, quality and conformation. To be shown at the walk, normal trot, strong trot, canter and hand gallop.
2. AMATEUR AND JUNIOR EXHIBITOR classes are to be judged on attitude, manners, performance, type, quality and suitability of horse to rider. To be shown at the walk, normal trot, and canter.
3. JUNIOR HORSES (three, four and five years old) are to be judged on attitude, performance, type, quality, conformation and manners. To be shown at the walk, normal trot, and canter.

SUBCHAPTER AL-8 ENGLISH PLEASURE – HUNT SEAT

AL127 General

1. Manes and tails may be braided.
2. Excessive speed at any gait must be penalized.

AL128 Appointments

1. Regulation bridles including a snaffle, Pelham or kimberwick bit are required. A cavesson type nose band shall also be used with the above bridles. Dropped nose bands, figure eight nose bands and flash nose bands are not allowed. Draw reins, bit converter straps, and/or artificial appliances are prohibited. A judge at their

own discretion may penalize a horse with non-conventional types of bits or nose bands. Ornamented bridles, browbands, or cavessons are not permitted.
2. English hunt, dressage, all-purpose or side-saddles are permitted.
3. Riders should wear coats of any tweed or Melton for hunting (conservative wash jackets in season), breeches (or jodhpurs) and boots. A dark blue, black or brown hunting cap or hunting derby is mandatory.
4. Spurs; and crops up to 30” in length, are optional.

AL129 Qualifying Gaits

1. It is imperative that the horse give the distinct appearance of being a pleasure to ride and display a pleasurable and relaxed attitude. The neck should be carried lower than that of an English Saddle Seat horse with the head in a more relaxed manner with less bend at the poll.
2. Walk - A four-beat gait. Straight, true and flat-footed. Regular and unconstrained with good reach.
3. Trot - A two-beat gait. Straight and regular. The trot should be mannerly, cadenced and balanced. To be performed at a medium speed with a free-moving, ground-covering stride, with rider posting.
4. Canter - A three-beat gait. Even, smooth, unhurried, correct and straight on both leads.
5. Hand Gallop - To be a faster gait, with a lengthened stride. It should be mannerly and controlled, straight and correct on both leads.

AL130 English Pleasure –Hunt Seat Class Specifications

1. In OPEN, MAIDEN, NOVICE, LIMIT, STALLION, MARE, and GELDING classes, horses will be judged on performance, manners, type, quality, and attitude except as noted below. To be shown at the walk, trot, canter and hand gallop.
2. In AMATEUR, AMATEUR OWNER and JUNIOR EXHIBITOR classes, horses will be judged on manners, performance, type, quality and suitability of horse to rider. To be shown at the walk, trot, canter and hand gallop.
3. In JUNIOR HORSE (three, four and five years old) classes, horses will be judged on quality, type, performance, attitude and manners. To be shown at the walk, trot and canter and hand gallop.

SUBCHAPTER AL-9 ENGLISH PLEASURE – DRESSAGE SUITABILITY

AL131 General

1. Exhibitors may be asked to lengthen or shorten strides, walk on a loose rein, halt, stand quietly and back.
2. Horses should give the appearance of having the potential to become a dressage horse. Horses which have competed above First Level Dressage are not eligible to compete in Dressage Suitability. Slight errors should not be penalized. A horse may not be shown in Dressage Suitability and Dressage Hack at the same show. Once a horse competes in Dressage Hack at any show, it cannot be shown in Dressage Suitability.
3. Trot work to be ridden sitting or posting at the discretion of the rider.

AL132 Appointments

1. Horses must be shown in a snaffle bridle and smooth snaffle bit (as approved in DR121) with cavesson. Drop, flash or figure eight nose bands are permissible.
2. Saddles shall be dressage or all-purpose English type.
3. Hunt coat or Dressage attire appropriate for first level or below, breeches or jodhpurs, boots, paddock boots with half chaps, or jodhpur boots and hunt cap or suitable helmet are required attire.

AL133 Qualifying Gaits

1. Walk - A four-beat gait. Straight, flat-footed and ground-covering. Irregularity of gait should be penalized.
2. Trot - A two-beat gait. The trot should be free, forward and balanced. The hocks well flexed with the hind legs stepping over the foot print of the front foot. Speed is not a factor; the trot should never be hurried.

3. Canter - A three-beat gait. The canter should show impulsion, balance and engagement. The horse's back must be relaxed and supple allowing the hindquarters to reach under and work with moderate power and drive. The horse's neck should be relaxed and carried in a natural position for each individual's conformation.

AL134 Dressage Suitability Class Specifications

The class shall be judged on freedom, regularity and purity of the paces; harmony, lightness and ease of movements; lightness of the forehand and engagement of the hindquarters; acceptance of the bridle with submissiveness throughout, without tension or resistance. Horses are judged on gaits, type and correctness, and manners consistent with United States Dressage Federation (USDF) and Federation rules. Classes may be divided for Open, Amateur, Junior Exhibitor, Stallions, Mares, Geldings and Junior Horses. Slight errors should not be penalized.

SUBCHAPTER AL -10 DRESSAGE HACK

AL135 General

1. The Dressage Hack class is open to any horse, however, once a horse has been entered and shown in a Dressage Hack class that horse may not thereafter be shown in a Dressage Suitability Class.
2. Manes and tails may be braided, secured with thread, yarn or bands. Ribbons or other decorations are prohibited.

AL136 Appointments

1. Horses may be shown in a snaffle bridle with a smooth snaffle bit or a full bridle (As approved in DR121). Drop, flash or figure eight nosebands are permissible when using a snaffle. Regular cavesson nosebands are also permissible with a snaffle or full bridle.
2. English Dressage or English All-Purpose saddles are permitted. Conservative Dressage style saddle pads are required.
3. Martingales of any type, draw reins, other artificial appliances, boots and bandages are prohibited in competition. One whip is permitted in all classes. The whip must not be longer than 47.2 inches or 120cm, including the lash.
4. Attire shall be a short riding coat of conservative color, with tie, choker, or stock tie, breeches or jodhpurs, boots or jodhpur boots, a Hunt cap, Derby, Top Hat or protective headgear. Protective headgear may be worn without penalty. (See GR801.1) Gloves of conservative color are recommended. Half chaps and/or leggings are not allowed. Spurs are permitted.

AL137 Qualifying Gaits

1. Horses to enter at a working trot, in a counter clockwise direction. Horses will perform working walk, working trot, working canter, lengthened trot and lengthened canter both ways of the arena. Free walk and working trot on long rein with horse stretching forward and down to be performed in at least one direction. Horses may be asked to back four (4) steps on the rail as a group or individually in the lineup. Canter transitions may be called from a walk or trot.
2. Trot work to be ridden sitting or posting at the discretion of the rider.

AL138 Dressage Hack Class Specifications

1. Classes may be divided for Open, Amateur, Junior Exhibitor, Stallions, Mares and Geldings. If classes are divided, a Championship is recommended. A horse must have been entered, shown and judged in a qualifying class to be eligible for the Championship class.
2. In addition to objectives for the Dressage Suitability class, horses should begin to show more thrust (pushing power) and show progression towards a degree of balance and throughness. Horse should be reliably on the bit. A greater degree of straightness, bending, suppleness and throughness is required. There should be a clear distinction between the paces (working and lengthened). The horse's ability as a Dressage mount is to be highly considered.

SUBCHAPTER AL - 11 ENGLISH PLEASURE PRO-AM

AL139 General

1. This class will be judged in two parts.
2. The professional exhibitor will ride first.
3. At the judge's direction, the professional will dismount and the amateur will mount and work the horse in the second direction of the ring.
4. The amateur rider need not be an amateur owner.
5. This class may be combined with Western Pleasure Pro Am, but never Purebred and Half Andalusians/Lusitano.

AL140 Appointments

Entries to be shown under Formal Saddle Horse, English Pleasure Saddle Seat, Country English Pleasure or Hunt Seat tack, attire and appointments. See AL116, AL120, AL124, and AL128 respectively.

AL141 Qualifying Gaits

Horses will be shown at the walk, trot and canter both ways of the arena.

AL142 English Pleasure Pro-Am Class Specifications

1. The professional will be judged as in an open class (i.e., extensions may be asked for at any gait) in the first direction.
2. When ridden by the professional rider, the horse will be judged on performance.
3. The amateur will be judged under Amateur Rules (i.e., no extensions will be asked for) in the second direction.
4. When ridden by the amateur rider, horses will be judged on manners, performance, type, quality, and suitability of horse to rider.

SUBCHAPTER AL-12 ENGLISH PLEASURE-VINTAGE RIDER

AL143 General

1. This class is open to any Amateur rider 45 Years of age or older.
2. Class may be combined with Western Pleasure-Vintage Rider, but never Purebred and Half Andalusians/Lusitano.
3. Excessive speed at any gait must be penalized.

AL144 Appointments

1. Horses to be shown in English Pleasure appointments (Formal Saddle Horse, English Pleasure Saddle Seat, Country English Pleasure or Hunt Seat). Attire should match the seat being ridden.
2. Refer to the specific section for appropriate tack and attire. See AL116, AL120, AL124, and AL128 respectively.

AL145 Qualifying Gaits

1. Walk - A four-beat gait which is to be true, flat-footed and ground covering.
2. Trot - A two-beat gait which is balanced overall, relaxed, and easy going with elasticity and freedom of movement.
3. Canter - A three-beat gait which is to be smooth, unhurried, straight and correct on both leads.

AL146 English Pleasure - Vintage Rider Class Specifications

1. To be judged on manners, performance, type, quality and suitability of horse to rider.
2. To be shown at a walk, trot, and canter both ways of the ring.

SUBCHAPTER AL-13 HUNTER HACK

AL147 Appointments

1. Bridle shall be light, show type; either single snaffle, double (full) or pelham. Kimberwick bit is permitted. Browbands and cavessons other than hunter or dressage types are prohibited. Unconventional tack such as figure eight, drop, or flash nose bands are prohibited.
2. Saddles shall be any type hunt or all-purpose English. Girths of either leather, white web, nylon string or suitable material.
3. Breastplates are allowed.
4. Riders should wear coats of any tweed or Melton for hunting (conservative wash jackets in season), breeches (or jodhpurs) and boots.
5. Spurs and crops up to 30” in length are optional.
6. Exhibitors are required to wear protective headgear in conformity with GR801.1.

AL148 Qualifying Gaits

1. Entries are to be shown at the walk, trot and canter both ways of the ring.
2. The Hunter Hack horse should move in the same manner as a Working Hunter horse.

AL149 Hunter Hack Class Specifications

1. Horses shall enter the arena and line up at the direction of the ringmaster. Each horse is first required to jump two fences, the first fence to be 2’3” and the second to be 2’6”. Fences should be set at increments of 12’. Ground lines are required.
2. Horses to perform a hand gallop one way of the ring after the second fence, halt, back and stand quietly on a loose rein.
3. Horses shall be judged 30% on performance, manners, type, quality and conformation and 70% over fences. Faults to be scored in accordance with the Hunter Division, Subchapter HU-6 Judging.

SUBCHAPTER AL-14 ENGLISH SHOW HACK

AL150 General

1. A judge may not request that gaits be performed only on snaffle or curb.
2. The collected and extended gaits must be called for; i.e., collected walk, extended walk, normal walk; collected trot, extended trot, normal trot; collected canter, extended canter, normal canter and hand gallop.
3. At the discretion of the judge, horses while on the rail may be asked to halt and back.
4. A Show Hack horse is not necessarily a Dressage horse, nor an English Pleasure horse. Elevation and high knee action are not to be emphasized. The Show Hack is a suitable section for the well trained animal. Show Hacks must be balanced and show vitality, animation, presence, clean fine limbs and supreme quality. Soundness is required.
5. Horses may show with a braided mane and tail. Braids maybe secured with tape, yarn or rubber bands.
6. Decorations are prohibited.
7. Excessive speed must be penalized.

AL151 Appointments

1. Bridle shall be light, show type; either single snaffle, double (full) or Pelham. Kimberwick bit is permitted. Browbands and cavessons other than hunter or dressage types are prohibited. Unconventional tack such as figure eight, drop, or flash nose bands are prohibited.

2. Saddles shall be any type Dressage or all-purpose English. Girths of either leather, white web, nylon string or suitable material.
3. Breastplates are allowed.
4. Traditional hack attire consists of conservatively colored coat, breeches and boots. A conservatively colored hunting cap or derby is required.
5. Formal attire consisting of white breeches, top hat and tails may be worn. It is usual to wear such attire after 6:00 pm or in Championship classes.

AL152 Qualifying Gaits

1. A Show Hack horse shall be able to perform all of the gaits with a noticeable transition between the normal, collected, and extended gaits. The horse must be under complete control and easily ridden. Obedience to the rider is of prime importance. If the horse exhibits clear transitions in a balanced and level manner, appearing to be giving a comfortable and pleasurable ride, it is performing correctly for this class.
2. Walk - A four-beat gait. Straight, true and flat-footed. Normal Walk: Regular and unconstrained, moving energetically and calmly forward. Collected Walk: Strides are shorter and higher than at the normal walk. The head approaches the vertical, but should never move behind it. Pacing is a serious fault. Extended Walk: The horse is allowed to lengthen frame and stride while rider maintains light rein contact. The horse should cover as much ground as possible without rushing.
3. Trot - A two-beat gait. Free-moving, straight, rider maintaining light contact with horse's mouth at all times. Normal Trot: Light, crisp, balanced and cadenced. Collected Trot: The horse's stride is shorter and lighter, maintaining balance and impulsion. The neck is more raised and arched than at the normal trot as head approaches the vertical line, never moving behind it. Extended Trot: Maintaining the same cadence and performing at medium speed, the horse lengthens its stride as a result of greater impulsion from the hindquarters. Horse should remain light in rider's hand as it lengthens its frame. Trot work to be ridden sitting or posting at the discretion of the rider.
4. Canter - A three-beat gait. Straight on both leads, smooth. Normal Canter: Light, even strides, should be moved into without hesitation. Collected Canter: Marked by the lightness of the forehand and the engagement of the hindquarters, the collected canter is characterized by supple, free shoulders. Neck is more raised and arched than in normal canter as the head approaches the vertical line, never moving behind it. Extended Canter: Maintaining the same cadence, the horse lengthens its stride as a result of greater impulsion from the hindquarters. Horse should remain light in rider's hand as it lengthens its frame.
5. Hand Gallop - To be a faster gait, with a lengthened stride. It should be mannerly and controlled, straight and correct on both leads.

AL153 English Show Hack Class Specifications

1. OPEN, MAIDEN, NOVICE, LIMIT, STALLION, MARE AND GELDING classes to be judged on manners, performance, type, quality, and attitude.
2. AMATEUR, AMATEUR OWNER AND JUNIOR EXHIBITOR classes to be judged on manners, performance, type, quality and suitability of horse to rider.
3. JUNIOR HORSE classes to be judged on quality, type, performance, attitude, and manners.

SUBCHAPTER AL-15 WESTERN PLEASURE

AL154 General

1. Horses are to be reversed to the inside (away from the rail) and will not be asked to reverse at the lope.
2. Light hand contact with the horse's mouth must be maintained at all gaits without undue restraint.
3. Only one hand may be used around the reins, and hands must not be changed. Two hands may be used when a Junior Horse is being shown in a snaffle bit or hackamore.
4. The horse must be ridden with the horse's eyes generally at or above the withers in all gaits.
5. Excessive speed at any gait must be penalized.

AL155 Appointments

1. Any Western type headstall without nose band in conjunction with any standard Western bit shall be allowed.
2. Bits: A standard Western bit is one which has a shank with a maximum overall length of 8 1/2 inches. The mouthpiece shall consist of a metal bar which is from 3/8 inch to 3/4 inch in diameter, varying from the straight bar to a full spade. Jointed mouth pieces are permitted. Flat leather chin strap which must be at least 1/2 inch in width. Any device made of wire, metal or rawhide used in conjunction with or as part of leather chin strap is prohibited. Curb chains are also allowed and must be at least 1/2 inch in width and lie flat against the jaw. Hackamores or snaffle bits (smooth mouth) will be permitted on Junior Horses. Mechanical hackamores are prohibited. Junior Horses are permitted to show in all other Western classes with a snaffle bit or hackamore and riders may use two hands. Once a Junior Horse is shown in a standard Western bit, it may not go back and be shown in a snaffle bit or hackamore in the Western division. A hackamore includes a bosal rounded in shape and constructed of braided rawhide or leather and must have a flexible non-metallic core attached to a suitable headstall.
3. Split reins or closed reins with romal are equally acceptable. When a hackamore is used, attached reins may be of hair, rope or leather. For method of holding reins, see WS102.
4. A riata and hobbles are optional.
5. Entries shall be shown with a stock saddle; silver equipment will not count over a good working outfit. Side saddles are also permitted with proper attire. Tapaderos are prohibited.
6. Whips are not allowed other than with a side saddle.
7. Riders must wear Western hat, long sleeved shirt with any type of collar, trousers or pants and boots (a one piece long sleeved equitation suit is acceptable provided it includes any type of collar). Chaps, shotgun chaps, or chinks are required. A vest, jacket, coat and/or sweater may also be worn. Protective headgear with harness is optional in all classes (not required to be of Western style). Refer to GR801.1.
8. Spurs are optional.

AL156 Qualifying Gaits

1. Horses are to be shown at a walk, jog-trot and lope on a reasonably loose rein both ways of the ring. Exception: Open classes, horses are to be shown at a walk, jog-trot, lope and hand gallop on a reasonably loose rein both ways of the ring.
2. Walk - A four-beat gait. True, flat-footed and ground-covering.
3. Jog-Trot - A two-beat gait. Free, square, slow and easy.
4. Lope - A true three-beat gait. Smooth, slow, easy and straight on both leads.
5. Hand Gallop - To be a faster gait, with a lengthened stride. It should be mannerly and controlled, straight and correct on both leads.

AL157 Western Pleasure Class Specifications

1. WESTERN PLEASURE, OPEN, MAIDEN, NOVICE, LIMIT, STALLION, MARE and GELDING classes will be judged on performance, manners, type, quality and attitude. To be shown at the walk, jog-trot, lope and hand gallop.
2. In AMATEUR, AMATEUR OWNER and JUNIOR EXHIBITOR classes, horses will be judged on manners, performance, type, quality and attitude. To be shown at the walk, jog-trot and lope.
3. In JUNIOR HORSE (3, 4 and 5 years old) classes, horses will be judged on quality, type, performance, attitude and manners. To be shown at the walk, jog-trot, and lope.

SUBCHAPTER AL-16 WESTERN PLEASURE – PRO-AM

AL158 General

1. This class will be judged in two parts.
2. The professional exhibitor will ride first.
3. At the judge’s direction, the professional will dismount and the amateur will mount and work the horse in the second direction of the ring.
4. The Amateur rider need not be an Amateur Owner.

5. This class may be combined with English Pro Am, but never Pure and Half Andalusians/Lusitano.

AL159 Appointments

For tack and attire see AL155.

AL160 Qualifying Gaits

1. Walk - A four-beat gait. True, flat-footed and ground-covering.
2. Jog-Trot - A two-beat gait. Free, square, slow and easy.
3. Lope - A true three-beat gait. Smooth, slow, easy and straight on both leads.

AL161 Western Pleasure Pro-Am Class Specifications

1. Horses will be shown at the walk, jog-trot and lope both ways of the arena.
2. The professional will be judged as in an open class (i.e., extensions may be asked for at any gait) in the first direction.
3. When ridden by the professional rider, the horse will be judged on performance.
4. The amateur will be judged under the Amateur Rules (i.e., no extensions will be asked for) in the second direction.
5. When ridden by the amateur rider, horses will be judged on manners, performance, type, quality and attitude.

SUBCHAPTER AL-17 WESTERN PLEASURE – VINTAGE RIDER

AL162 General

1. This class is open to any Amateur rider 45 Years of age or older.
2. Horses may be shown as in a Western Pleasure class.
3. Class may be combined with English Pleasure-Vintage Rider, but never Pure and Half Andalusians/Lusitano.
4. Excessive speed at any gait must be severely penalized.

AL163 Appointments

Refer to AL155 for appropriate appointments.

AL164 Qualifying Gaits

1. Walk - A four-beat gait. True, flat-footed and ground-covering.
2. Jog-Trot - A two-beat gait. Free, square, slow and easy.
3. Lope - A true three-beat gait. Smooth, slow, easy and straight on both leads.

AL165 Western Pleasure – Vintage Rider Class Specifications

1. To be judged on manners, performance, type, quality and suitability of horse to rider.
2. Horses are to be shown at a walk, jog-trot and lope on a reasonably loose rein both ways of the ring.

SUBCHAPTER AL-18 VERSATILITY DRIVING TO ENGLISH

AL166 General

1. Each entry must be shown by one and the same person.
2. Horses must be shown first as a Driving horse, either Formal, Show Pleasure, Country Pleasure, or Pleasure Driving and then under saddle as an English Pleasure horse, either Formal Saddle, Saddle Seat, Country Pleasure Saddle Seat or Hunt Seat.

3. Two grooms or attendants, both of whom must wear unadorned dusters or smocks (unadorned includes dusters or smocks with IALHA logo), may assist with unharnessing and saddling. One groom must act as a header. Ample time is allowed for the tack change; this is not a race.
4. Removal of the driving bridle while the horse is hitched to a vehicle calls for instant elimination.
5. A win in this class does not affect Maiden status.

AL167 Appointments

1. Driving: Formal (AL176), Show Pleasure (AL180), Country Pleasure (AL184) or Pleasure (AL188).
2. Under Saddle: Formal Saddle (AL116), Saddle Seat (AL120), Country Pleasure Saddle Seat (AL124), or Hunt Seat (AL128).

AL168 Qualifying Gaits

1. Walk - A four-beat gait. Brisk, true and flat-footed with good reach.
2. Trot - A two-beat gait. To be mannerly, cadenced, balanced and free-moving.
3. Extended Trot - A two-beat gait. This is a stronger trot, performed with a lengthened powerful, reaching stride.
4. Canter - A three-beat gait. To be smooth, unhurried, straight and correct on both leads.

AL169 Versatility Driving to English Class Specifications

1. Entries to enter the arena in a counterclockwise direction at the trot.
2. Driving horses to be shown at the walk, trot and extended trot both directions of the arena.
3. English horses to be ridden at the walk, trot and canter both directions of the arena.
4. Each entry is judged 50% as a Driving Horse and 50% as an English Pleasure Horse.

SUBCHAPTER AL-19 VERSATILITY ENGLISH TO WESTERN

AL170 General

1. Each entry must be shown by one and the same person.
2. Each entry is to be shown first as an English Pleasure Horse, either Formal Saddle, Saddle Seat, Country Pleasure Saddle Seat or Hunt Seat and then as a Western Pleasure Horse.
3. Two grooms or attendants may assist in the tack change, but must wear unadorned dusters or smocks (unadorned includes dusters or smocks with IAHLA logo). Ample time is allowed for the tack change. This is not a race.
4. A win does not affect Maiden status.

AL171 Appointments

1. For the first portion of the class, tack and attire to be appropriate for Formal Saddle, Saddle Seat, Country Pleasure Saddle Seat, or Hunt Seat. Refer to AL116, AL120, AL124, and AL128 respectively.
2. For the second portion of the class, the tack and attire shall be as appropriate for Western Pleasure. Refer to AL155.

AL172 Qualifying Gaits

1. Walk- A four-beat gait. True, flat-footed and ground covering.
2. Trot- A two-beat gait. To be mannerly, cadenced and balanced.
3. Jog-Trot- A two-beat gait. Free, square, slow and easy.
4. Canter- A three-beat gait. To be smooth, unhurried, straight and correct on both leads.
5. Lope- A Three-beat gait. To be smooth, slow, easy and straight on both leads.

AL173 Versatility English to Western Class Specifications

1. English horses to be ridden at the walk, trot and canter both directions of the ring.
2. Western horses to be ridden at the walk, jog-trot and lope both directions of the ring.

3. To stand quietly and horses may be asked to back.
4. Horses are to be judged 50% as an English Pleasure Horse and 50% as a Western Pleasure horse.

SUBCHAPTER AL-20 DRIVING

AL174 General

Unless otherwise stated, in all driving classes where horses compete collectively:

1. Junior horses (2, 3, 4 and 5 years old) may be shown in driving classes.
2. Two year old horses may only be shown using two wheeled pneumatic tired vehicles. In Formal Driving, they may use a four-wheeled pneumatic tired vehicle.
3. Two year old horses shall not be shown with an overcheck, but must be shown with a sidecheck.
4. Sidechecks/overchecks must remain attached until the judges turn in their cards.
5. Entry - An entry consists of a single horse, not pairs or teams, and a single driver.
6. Only in Pleasure Driving and Traditional Type Carriage Driving are one or two people allowed per vehicle, where appointments allow for a traditional type vehicle.
7. Exhibitors shall enter the ring in a counterclockwise direction at the trot required for the specific class. 8. Horses are to stand quietly and back readily. (Exception: Formal horses shall not be asked to back, see AL175.2)
8. Headers, wearing unadorned dusters or smocks (unadorned includes dusters or smocks with IALHA logo) must be utilized to insure the safety of the exhibitors.
9. Gloves and a whip suitable to the vehicle are required.
10. Equipment is to be in sound condition.
11. Protective headgear may be worn without penalty (see GR801.1).
12. Drivers should dress conservatively according to the style of the present day. Period costumes are discouraged. Dress for the driver must conform to the turnout.

SUBCHAPTER AL-21 FORMAL DRIVING

AL175 General

1. One person per vehicle allowed.
2. Formal Driving horses are not required to back.

AL176 Appointments

Horses are to be shown in show harness, bridle with blinkers, overcheck (with separate overcheck bit) or sidecheck, snaffle bit (straight or jointed) or any traditional driving bit, to a four wheeled, pneumatic tire show vehicle. Burr, gags, and twisted wire bits are not allowed.

AL177 Qualifying Gaits

1. Animated Walk - A lively, animated and graceful walk that could be loosely termed a four-beat gait, but which does not give the appearance of being a jog or a prance. It should be judged as a separate entity and not merely as a transition gait.
2. Animated Trot - Executed in a highly collected manner. The horse's energy should be directed toward animation rather than speed. This gait requires extreme knee flexion and use of the shoulder for balanced, graceful extension. It is most desirable that a horse go above "level arm" but it is not desirable to lose extension to the point where the horse does not significantly move forward. The hocks should remain well under and be lifted and not driven to the rear. The most desirable animated trot gives a balanced appearance from front and rear.
3. At the command "show your horse" the driver has the privilege of showing the entry to its best advantage at the trot, but excessive speed must be penalized.

AL178 Formal Driving Class Specifications

OPEN, MAIDEN, NOVICE, LIMIT, STALLION, MARE, GELDING, AMATEUR AND AMATEUR OWNER classes are to be judged on performance, quality, manners, type and conformation. To be shown at the animated walk, animated trot and “show your horse.” Horses to give a brilliant performance with style, presence, finish, balance and cadence.

SUBCHAPTER AL-22 SHOW PLEASURE DRIVING

AL179 General

1. One person per vehicle allowed.
2. Excessive speed must be penalized.
3. High, natural and free moving action is desirable.
4. The Show Pleasure horse generally has less animation than the Formal Harness horse but should still be alert and responsive.

AL180 Appointments

Horses are to be shown in show harness, bridle with blinkers, overcheck (with separate overcheck bit) or sidecheck, snaffle bit (straight or jointed) or any traditional driving bit, to a two - wheeled, pneumatic tire vehicle. Burr, gags, and twisted wire bits are not allowed.

AL181 Qualifying Gaits

1. Walk - A highly collected four-beat gait exhibiting much “primp” at a slow, regulated speed, with good action and animation. It should have snap and easy control. It is a four-beat gait performed with great style, elegance and airiness of motion.
2. Normal Trot - Natural and cadenced with impulsion and power from behind, the front airy and light. The action is balanced, bold and brilliant, characterized by free shoulder action. The horse is to have leg flexion with extension, the foreleg extending fully forward at full stretch with floating motion combined with hock action that is powerful and well raised, and the hind leg being brought forward with a driving stride.
3. Strong Trot - A strong trot is to be faster with a lengthened stride, maintaining balance, ease and freedom of movement.

AL182 Show Pleasure Driving Class Specifications

1. OPEN, MAIDEN, NOVICE, LIMIT, STALLION, MARE AND GELDING classes are to be judged on performance, type, quality, conformation and manners. To be shown at the walk, normal trot and strong trot.
2. AMATEUR, AMATEUR OWNER and JUNIOR EXHIBITOR classes are to be judged on manners, performance, type, quality and conformation. To be shown at the walk, normal trot and strong trot.
3. JUNIOR HORSE classes are to be judged on quality, type, conformation and manners. To be shown at the walk, normal trot, and strong trot.

SUBCHAPTER AL-23 COUNTRY PLEASURE DRIVING

AL183 General

1. It is imperative that the horse give the distinct impression of being a pleasure to drive and display a pleasurable attitude. To this end, all gaits must be performed with willingness and obvious ease, cadence, balance and smoothness.
2. Excessive knee action must be penalized.
3. Excessive speed must be penalized.

AL184 Appointments

Horses are to be shown in show harness. Bridle with blinkers, overcheck (with separate overcheck bit) or sidecheck, snaffle bit (straight or jointed) or any traditional driving bit, to a two-wheeled show vehicle, suitable to the horse. Traditional antique-type vehicles are not permitted. Burr, gags, and twisted wire bits are not allowed.

AL185 Qualifying Gaits

1. Walk - A four-beat gait, brisk, true, and flat-footed with good reach.
2. Normal Trot - A two-beat gait, to be performed at medium speed with moderate collection. The normal trot must be mannerly, cadenced, balanced and free-moving.
3. Strong Trot - This is a stronger trot, performed with a lengthened stride, powerful and reaching, at a rate of speed which may vary between horses since each horse should attain its own strong trot in harmony with its own maximum natural stride. The horse must not be strung out behind. The horse should show moderate collection without exaggeratedly high action in front. The horse must present a willing attitude while maintaining form. The strong trot must be mannerly, cadenced, balanced and free-moving.

AL186 Country Pleasure Driving Class Specifications

1. OPEN, MAIDEN, NOVICE, LIMIT, STALLION, MARE and GELDING classes are to be judged on attitude, manners, performance, type, quality and conformation. To be shown at the walk, normal trot and strong trot.
2. AMATEUR, AMATEUR OWNER and JUNIOR EXHIBITOR classes are to be judged on manners, performance, type, attitude, quality and conformation. To be shown at the walk, normal trot and strong trot.
3. JUNIOR HORSE classes are to be judged on quality, type, attitude, performance, conformation and manners. To be shown at the walk, normal trot and strong trot.

SUBCHAPTER AL-24 PLEASURE DRIVING

AL187 General

1. This is the ideal class for the driving horse who carries itself in an Andalusian/Lusitano hunter pleasure type frame.
2. Excessive knee action and/or speed must be penalized.

AL188 Appointments

Horses are to be shown in show harness. Bridle with blinkers, overcheck (with separate overcheck bit) or sidecheck, snaffle bit (straight or jointed) or any traditional driving bit, to a two wheeled vehicle, either show or traditional type, suitable to the horse. Burr, gags, and twisted wire bits are not allowed.

AL189 Qualifying Gaits

1. Walk - A four-beat gait which is to be true, flat-footed and ground covering.
2. Normal Trot - A two-beat gait which is balanced overall, relaxed and easy going with elasticity and freedom of movement.
3. Strong Trot - A strong trot is to be faster with a lengthened stride, maintaining balance, ease and freedom of movement.
4. It is imperative that the horse give the distinct impression of being a pleasure to drive. A quiet, responsive mouth is paramount. All gaits must be performed with willingness and obvious ease, cadence, balance and smoothness.

AL190 Pleasure Driving Class Specifications

1. OPEN, MAIDEN, NOVICE, LIMIT, STALLION, MARE and GELDING classes are to be judged on manners, performance, type, quality and attitude. To be shown at the walk, normal trot and strong trot.

2. AMATEUR, AMATEUR OWNER and JUNIOR EXHIBITOR classes are to be judged on manners, performance, type, quality and attitude. To be shown at the walk, normal trot and strong trot.
3. JUNIOR HORSE classes are to be judged on quality, type, performance, attitude and manners. To be shown at the walk, normal trot and strong trot.

SUBCHAPTER AL-25 TRADITIONAL TYPE CARRIAGE DRIVING

For rules governing the judging of Traditional Type classes, refer to the USEF Carriage Pleasure Driving rules.

SUBCHAPTER AL-26 ANDALUSIAN/LUSITANO TRADITIONAL (CONTEMPORARY) TACK AND ATTIRE

AL191 General

1. Exhibitors shall enter the ring in a counterclockwise direction at the trot and shall show their horses at the walk, trot and canter both ways of the ring.
2. Entries are to be judged 50% on tack and attire and 50% on performance.

AL192 Appointments

Entries shall be shown under contemporary Spanish or Portuguese equipment. There are different styles of Spanish and Portuguese tack and attire, which are traditional and correct for the Andalusian/Lusitano horse. It is not correct in either of these two countries to mix attire and equipment (saddles) and should not be acceptable here in the U.S.

1. Spanish
   a. Saddle
      1. For the Spanish, there are three major types of saddles: vaquera, royal or sidesaddle (vaquera or English), with variations of them all. The vaquera (albardon, jerazana) and vaquera sidesaddles are identical except the sidesaddle has leaping horns which may be on the left or right to the preference of the rider. The saddle is rectangular in shape covered with sheepskin, having a raised, rounded cantle at the back. It has a canvas under side and is placed directly on the horse without saddle pads. The colors of the leather showing at the cantle or pommel may be dark brown, black or natural. The stirrups are blackened steel, triangular in shape. Crupper strap to match.
      2. The royal saddle (includes espanol and portrera) faintly resembles a dressage saddle from the side, but it has a raised cantle and pommel, the overall length exceeds the width of a dressage saddle. It is traditionally, not necessarily, covered in sheepskin. The stirrup is the triangular blackened steel. Crupper strap to match.
      3. Breast collars are only used, but not always, with side saddle and royal saddle, plain or covered with sheepskin. Silver is not used. Plain leather is preferred in Spain, though decorative tooling can be used with the Gala event attire.
   b. Bridle and Bit
      1. The type of bit used is a blackened steel bit in snaffle, pelham, curb (shank), with low, medium or high port. In Spain, two sets of reins are used for the younger horse, one set attached to the leather covered or wrapped serreta at the nose band (serreta is a curved metal nose piece that is always covered with leather or wrapped to cover the sharp metal points and attaches to the nose band with two rings to attach reins), the top rein coming from the nose band and the regular reins coming from the mouth (snaffle or shanked blackened solid bit) or with the pelham. A leather-covered muscarola (serreta without ring attachments) may also be placed on the nose band depending on the training level of the horse.
      2. The bridle leather is dark brown, natural or black to suit the horse with or without throat latch. Vaquera without throatlatch, royal and sidesaddle with or without throat latch. Plain leather is preferred in Spain, though decorative tooling can be used with the Gala event attire. All hardware is of blackened steel. With each of the three types of saddles, an appropriate bridle will have a brow band

with a mosquero (fly screen) made of long leather fringe or of horse hair (having three circles in a pyramid at the top and tassels) not to extend below the nose band.

2. Portuguese
   a. Saddle
      1. For the Portuguese, there are three major types of saddles: Portuguesa (bullfight style), Dressage (Portuguese or English style) or sidesaddle (Portuguese or English style) with variations of them all. The Portuguesa (bullfight) saddle has a high cantle and pommel in the front. The front and back slope in wings down to hold the leg firmly in place. This is a bull fighting saddle made to hold the rider in place. The seat of the saddle may be rough-out leather of varying colors or smooth leather.
      2. The Portuguese saddle will at least have a loin pad of leather (or animal skin) between the saddle and the crupper. If the rider is in eighteenth century attire, the saddle covers (silk) will have great embroidery in designs to suit the rider's attire.
      3. The stirrups are either brass or chrome, oval shaped under the foot or close-toed, rectangular (box) wooden stirrups with brass or chrome overlays in varying degrees of intricacy to match the leather accessories.
      4. Breast collars and crupper to match bridle. Saddle pad may be used but must conform to the outline shape of saddle.
      5. Dressage (Portuguese) to be advised.
      6. Campino equipment to be advised.
   b. Bridle and Bit
      1. The bridle is a flat, brown, natural or black leather, with wide buckles of brass or silver (chrome, nickel) at all adjustment points. There are different styles of bridles, flat plain (simple), half-presentation (a little fancier) or full presentation (very decorative and ornate with feather penacho). A white leather bridle is used for exhibition only. No mosquero or fringe is allowed. The bit to suit the horse. Stylized brass and chrome bits are used to match with presentation equipment.

AL193 Attire

1. For the entirety of this section, male or female attire is appropriate for any competitor.
2. Spanish
   a. Vaquera, Feria, Gala or Exhibition: the attire for the rider in the vaquera or royal -saddle, male or female is almost identical.
      1. Traditionally the high waisted short jacket is of conservative colors, dark or light grays, blues, burgundy, greens browns and tans. May be solids, hounds tooth or faintly striped. Black jackets are generally for evening events. The jacket ends above the waist and has five buttons on each sleeve angled from the wrist lightly back towards the elbow. If the jacket is that of vaquero style, it has five buttons down the front and two side pockets. The jacket is worn open for the women and buttoned at the top button for the men. It has no collar and no cuff. The female style may have a small collar. Some exhibition and gala jackets do not have buttons, they may have black or contrasting trimmings, embroidery, and a vest may be worn.
      2. The pants rise high into the waist and have suspenders to hold the pants at this height. The pants are of the color that compliments the color of the short jacket, dark gray with a black stripe, brown stripes, green stripes, navy stripes or solid colors. The pants are of two different styles, pantalon and calzona depending on the discipline in which the rider is riding. Pantalon style ends with a turned up white cuff and the calzona at mid calf panel with buttonholes, in which dangles a grouping of silver or natural material ornaments, called cariles. There is no belt worn. A colorful scarf or sash is worn around the waist and tied on the right side.
      3. The shirt is plain white with a turned down collar (not button down), for the men and lightly ruffled for the women.
      4. The hat is flat crown, with flat brim. Conservative color to match the attire of the rider. The hat should be a darker shade of color. Black and shades of grays are the most used. Protective headgear may be worn without penalty (see GR801.1).
      5. There are two styles of boots. Boto compero are tall, rough out, low heeled boots and worn with pantalon style pants (white cuff). Botins are ankle height, rough out boots always worn with half-chaps called polainas and these are worn with the calzone style pants. Boots are of natural leather

(brown) never black. The polainas are plain or tooled to varied degrees with fringe at the top of the spat (which is worn under the pant).

b. For the side saddle rider (Amazona)
   1. Wears the same styles of jackets as described above.
   2. The skirt is to match the jacket in conservative colors or in black, long full skirt with large pleat, buttoning the back for walking.
   3. The shirt is white as above or with stand up collar and ruffles. The rider wears conservative single stud earrings.
   4. The flat hat as described above to coordinate with the jacket worn or the Calanes hat, with the hair covered with colorful scarf in a hair net (madroero). Protective headgear may be worn without penalty (see GR801.1).
   5. The rider's boots are dark boto compero or black.
   6. The rider will carry a whip to the off side absent the leg. The overall look is subdued elegance.

c. For "A La Grupa"
   1. The male rider wears the attire of the above vaquera riders.
   2. The feria dress is worn when the woman is riding a la grupa only. She should have flowers in her hair, bracelets of the color of her dress on her arm, earrings also matching the dress. Gold and diamonds are not appropriate. Colorful plastic is in order. She should have a fringed scarf, which makes a "V" at the back of the dress emphasizing the plunge of the back (and pinned into place), and pinned in the front of the bust. The fringe should either lightly flow over the ruffles of the shoulder or be completely contained in the front and in the back.
   3. She will sit fully to the left or right, putting her right or left arm around the waist of the male; with her left or right hand under the tiers of flounces holding onto the crupper. She is sitting on a small pad, which is held in place by the crupper, which passes through the under side of the pad. Feria (Flamenco) dress is not permitted to ride astride or sidesaddle. It is not traditional to Spain.

3. Portuguese.

a. Bullfighting and Haute École Exhibition.
   1. The coat, called the casaca, reminiscent of French court of Louis XV and Louis XVI is traditionally of rich and vibrantly colored satin or silk but may also be of fine velvet, heavily embroidered along the front, at the cuffs, and down the back. Attached to the cuffs here is deep lace. There is a black ribbon from the top of the coat at the center of the head. There is a single vent in the back. The rider wears a vest embroidered to compliment the coat.
   2. The shirt is white and plain with lace showing at the collar.
   3. The pants are white, beige, blue or black to compliment the jacket.
   4. The boots (Frederica) extended in height to the knee the front of the boot is cut in a "V" shape. The shelf-heel on which the spurs rest and square toe. White stockings are worn above the knee.
   5. A black tri-cornered hat, edge trimmed in white feathers, is worn. Protective headgear may be worn without penalty (see GR801.1).

b. Women's attire riding sidesaddle or astride (Amazona propriamente dita or para esarranchar).
   1. Jackets have various characteristics. The main characteristics are two-pointed lapels, two fitted pockets with vertical openings, top of sleeves near the shoulder full (almost ballooning), cuff-less and silk lining in tone with color of jacket. Colors of jacket somber colors in nature, browns, beige, greens, burgundy, tweeds and black. It is sometimes adorned with trimmings around the edges and designs on the back. Material is usually of wool, raw silk or fine velvet. No buttons on the jacket for the side saddle rider but the astride rider may use a cavaleiros style jacket if they wish. Trims and designs are of a contrasting or a coordinating color.
   2. The skirt is to match the jacket in conservative color or in black, long full skirt with large pleat, buttoning in the back for walking. The astride rider has a split skirt that covers the riding patalone (breeches) of the same color as skirt. The skirt fits snuggly on the hips and may have a high waist, buttoning on the side or in the middle, slit from the top of the thigh front and back in a way to open over the saddle when riding and conceals the breeches when dismounted.
   3. Shirt with a small collar embellished with a jabot of lace or cotton. Collar is decorated with a brooch or black satin bow. Two or four buttonholes are at the collar and are closed with collar links. A variety of styles may be worn by the astride rider. Cuffs may be plain or lacy. Shirt must always be white. Satin cummerbund with horizontal pleats complimenting the outfit is worn; also acceptable is a satin or cotton sash wrapped around the waist as in the cavalerios dress. A waistcoat (vest) may be worn but

always the cummerbund or sash to harmonize with the outfit or in black. Gloves must always be worn with these two outfits.

4. Amazona hat has an upturned brim, a slightly indented convex crown and is adorned with two silk pom poms (country hat). Astride rider may also wear the cavalerios style of hat. Protective headgear may be worn without penalty (see GR801.1).
5. Boots may be that of the cavalerios or above ankle boot with button or lace closure. Black or brown.

c. Horsemen's Riding Attire. (Caveleiros)

1. The jacket is cropped short at the waist or slightly below, cut straight across the back at the waist. A variety of collar styles: shawl collar, two-pointed lapels, polo type, round band. Double breasted lapels or simply collar-less. Two-pointed lapel collar frequently has velvet or velveteen on the upper half. Material is also varied from fine wool and velvet to cloth of various textures and ranging from light to dark colors of somber tones. Some jackets have applications of different fabric and color on the front (pockets, etc.) and elbows of the sleeves. The jacket has two breast pockets; edges bound or trimmed and show a glimpse of the lining. Sleeves are cuff-less and plain or may have a stripe of fabric with buttons mounted. Buttons (if used) are of silk braiding, silver braiding, glass, horn, wood, bone, silver or modern materials usually with a foot (not holes) or frog and loop.
2. The Portuguese pants are straight cut without cuff falling to the ankles. The waistband is high snuggly fitting button of fly hidden with flap, but three buttons visible rising above to the waist. Two small horizontal pockets at the waistband. Buttons to attach suspenders. Material of pants should be of wool or cotton blend and of the same tone or lighter tone than that of the jacket. Breeches can also be worn of the same or lighter complimentary tone of the jacket; buttons are usually sewn along the lateral seam to the taste of the wearer, with long stockings showing above the boot.
3. The shirt is plain white with a turned-down collar, fastening could be single or double closures of plain or covered buttons or collar links of enamel up to a gold or silver, with or without precious stones. Also "Sunday best" has a wide ruffled front with or without pleats or with or without lace. Buttons may be plain or decorative. Sleeves are large and roomy ending in simple or double cuff.
4. Waistcoats have different shapes of neck to suit the wearer. Can be single breasted, double-breasted, with or without collar as the jacket dictates. Usually the front is made of the same fabric as the jacket. Some have pockets. The sash is placed over the waistcoat and the waistband of the trousers. The color is black for cavalerios. Silk, wool or cotton wrapped snuggly around the waist with fringed amount to the left. The sash is two meters long and 30 cm wide. No scarves or bandana. Gloves are optional.
5. The hat, two styles are predominant. "Mazzantini", flat brimmed cylindrical crown straight across the top, wide ribbon band, decorated with three buttons placed vertically. "Portuguesa" soft wide brimmed 9 cm, indented convex crown 10 cm, encircled by a 2 cm ribbon band, so as it may be held between the thumb and middle finger. Colors in black, gray or brown.
6. The half-boot, with the top shorter than the above "Frederica", is a greased calf boot with shelf-heeled, squared or rounded toe, and may have closures laterally by a system of pins and loops, small leather laces. More formal may be in patent leather with higher quality design with shelf-heel. Ankle boot with leather gaiters with pin and loop or lace closure attachments. Colors in black, gray, or brown are the norm.

SUBCHAPTER AL-27 ANDALUSIAN/LUSITANO HERITAGE (HISTORICAL) TACK AND ATTIRE

AL194 General

Entrants must submit a narrative not to exceed one minute in length to be read by the announcer during the class describing and the period and heritage it represents.

AL195 Appointments

1. Entries may be shown under authentic tack from the period represented.
2. Riders shall wear attire, which represents the heritage of a culture which used and rode Andalusian/Lusitano horses.

AL196 Qualifying Gaits

1. Exhibitors shall enter the ring in a counterclockwise direction at the trot.
2. Exhibitors shall show their horses at the walk, trot and canter both ways of the ring.

AL197 Andalusian/Lusitano Heritage (Historical) Tack and Attire Class Specifications

Entries shall be judged 70% attire and 30% on performance.

SUBCHAPTER AL-28 FANTASY COSTUME - OPEN TO PUREBRED AND HALF-ANDALUSIAN/LUSITANO HORSES

AL198 General

1. Excessive speed must be penalized.
2. Exhibitors may be asked to halt and stand quietly.
3. Light hand contact must be maintained.
4. Lineup position is at the discretion of the judge.
5. It will be at the judge's discretion to decide if a costume is unsafe and cause for elimination.
6. No walkers allowed. Flags, bards, and /or banners are permitted.

AL199 Appointments

1. The Exhibitor's safety should be a primary consideration.
2. Costumes should be made of durable material and securely attached, such that no part of the costume falls off during the class.

AL200 Qualifying Gaits

1. Exhibitors to enter the ring at a walk in a counterclockwise direction.
2. All horses shall be worked at a walk and trot both ways of the ring.

AL201 Fantasy Costume Class Specifications

1. Exhibitor is to give free expression the imagination and creativity of the presentation.
2. A short script about each costume may be provided to the announcer from each entry. Only the winning entry will have their script read during the awards presentation for the class. The script must not exceed one minute when read.
3. Exhibitors can show individually or in groups up to but not exceeding five per group. Groups must be clearly identifiable, with lead rider wearing number easily visible to judge.
4. To be judged on creativity, authenticity to period, suitability of costume to horse and rider and manners.

SUBCHAPTER AL-29 LONG REINING

AL202 General

1. Exhibitors are to present a neat appearance with handler and horse appropriately turned out.
2. Horses may show with braided manes and tails.

AL203 Appointments

1. Bridle: Dressage, Spanish or Portuguese bridle, with snaffle bit. Cavesson must be used with this bridle. No colored brow band cavessons.
2. Surcingle: Leather surcingle, with crupper (optional). Traditional surcingle with saddle pad and breast plate may be used in level three and kur, when wearing traditional clothes.

3. Long Reins: To be of leather, webbing or rope. Whichever type is chosen, must be clean and in good condition.
4. Whips are optional.
5. Hunt outfits, consisting of Jodhpurs, hunt coats, boots and hat are appropriate for levels 1 and 2.
6. Formal top hat and tails or traditional Spanish or Portuguese attire are required for level 3 and Musical Kür (freestyle).

AL204 Qualifying Gaits

1. Walk - A true, four-beat walk, with the horse collected. The motion should be brisk and vigorous with the horse showing animation and brilliance.
2. Trot - Animated, natural, and cadenced, with impulsion and power from behind, the front airy and light. The animated natural trot is extremely bold and brilliant, characterized by free shoulder action. The trot should appear effortless and be executed willingly with apparent ease. The action should be balanced and cadenced. The trot should be a true two-beat diagonal gait. Mixed gaits, pacing or racking must be considered major faults.
3. Canter - A true, three beat gait, collected, animated, smooth and unhurried. The movement light and airy with more elevation in the front. The horse to be balanced, supple and mobile. To be straight on both leads.

AL205 Required Movements

1. Shoulder-in: the horse is slightly bent to the inside track. The horse's inside foreleg passes and crosses in front of the outside leg; the inside hind leg is placed in front of the outside leg. The horse is looking away from the direction in which it is moving. Shoulder-in, if performed correctly with horse slightly bent and at the correct angle, is not only a suppling movement but also a collecting movement. Shoulder-in is performed along the wall at an angle of about 30 degrees to the direction in which the horse is moving.
2. Travers: the horse's haunches are carried slightly to the inside track, with the horse looking in the direction in which it is moving. Travers is performed along the wall or preferably on the center line at an angle of about 30 degrees to the direction in which the horse is moving. The horse's outside legs pass and cross in front of the inside legs.
3. Renvers: this is the inverse movement to travers with the tail instead of the head to the wall. The same principles are applicable as at the travers.
4. Half-Pass: this movement is a variation of travers executed on the diagonal instead of along the wall. The horse although slightly bent, should be as close as possible to parallel to the long side of the arena, while maintaining the forehand slightly in advance of the quarters. The outside legs pass and cross in front of the inside legs. The horse is looking in the direction in which it is moving. The horse should maintain the same cadence and balance throughout the whole movement. In order to give more freedom and mobility to the shoulders which adds to the ease and grace of the movement, it is of great importance not only that the horse is correctly bent and thereby prevented from protruding the horse's inside shoulder, but also to maintain the impulsion especially the engagement of the inside hind leg.
5. Turn on the haunches: this movement is a schooling exercise which can be executed from the walk and is preparatory for the pirouette which is executed out of collected gaits. The horse's forehand moves in even, quiet and regular steps around the horse's inner hind leg while maintaining the rhythm of the walk. In the half turn on the haunches, the horse is not required to step with its inside leg in the same spot each time it leaves the ground but may move slightly forward. Backing or loss of rhythm is considered a serious fault. This movement may be executed through 90, 180 or 360 degrees.
6. Pirouette: the pirouette (half-pirouette) is a circle (half-circle) executed on two tracks with the radius equal to the length of the horse, the forehand moving round the haunches. Pirouettes (half-pirouettes) are usually carried out at the collected walk or canter but can also be executed at piaffe. At the pirouette (half-pirouette) the forefeet and the outside hind foot move round the inside hind foot which forms the pivot and should return to the same spot, or slightly in front of it, each time it leaves the ground. At whatever pace the pirouette (half-pirouette) is executed, the horse slightly bent in the direction in which it is turning should, remaining on the bit with light contact, turn smoothly maintaining the exact same cadence and sequence of footfalls of that pace. The poll stays the highest point during the entire movement. During the pirouette (half-pirouette) the horse should maintain its impulsion and never move backwards or deviate sideways. If the inside hind foot is not raised and returned to the ground in the same rhythm as the outside hind foot the pace is no longer regular. In

executing the pirouette (half-pirouette) in the canter, the handler should maintain perfect lightness of the horse while accentuating the collection. The quarters are well engaged and lowered and show a good flexion of the joints. The quality of the pirouettes (half-pirouettes) is judged according to suppleness, lightness, cadence and regularity and to the precision and smoothness of the transitions; pirouettes (half-pirouettes) at the canter are judged also according to the balance, the elevation and the number of strides (at pirouettes 6-8, half-pirouettes 3-4 are desirable).

7. Piaffe: the piaffe is the most collected of the trot paces. The horse shows an elevated and cadenced trot on the spot, with the quarters slightly lowered. The horse should demonstrate great freedom and mobility of all the joints as it moves each diagonal pair of legs. The toe of each foreleg should be raised to halfway up the cannon bone of the other front leg; and the hind legs, showing great activity, should lift each hind toe to just above the opposite hind fetlock. The horse must always have the desire to move forward and show a lively impulsion while remaining lightly on the bit.
8. Passage: the passage is a very collected, very elevated, cadenced trot. The horse shows graceful, springy steps with a prolonged moment of suspension. The knees and hocks are highly flexed as the quarters are more engaged and the horse remains lightly on the bit. When this movement is established, the horse should then be able to move from piaffe to passage and back to piaffe without any apparent effort, loss of rhythm or cadence.

AL206 Required Tests

1. Level One: Novice
2. Level Two: Intermediate
3. Level Three: Advanced
4. Musical Kur: Advanced
5. Optional Tests: To be used if a Dressage arena is not available. Required elements may be done in random order (except halt and salute at entry and exit). It is up to each exhibitor to choreograph their own test and provide the order of execution of the required elements to the judge prior to the competition.
   a. Optional Test Level One Required elements: Halt Salute on entry and exit; 20 meter circle left at collected trot; 20 meter circle right at collected trot; medium walk (to be performed several times in the program); shoulder-in right at collected trot; shoulder-in left collected trot; 10 meter half circle right at collected trot; 10 meter half circle right at collected trot; leg yield right at collected trot; leg yield left at collected trot.
   b. Optional Test Level Two Required elements: Halt and salute on entry and exit; shoulder right at collected trot; shoulder-in left at collected trot; half-pass right at collected trot half-pass left at collected trot; rein back; travers right at collected trot; travers left at collected trot; collected walk; extended walk; half pirouette at walk left and right; collected -canter; half-pass right and left at collected canter; flying change demonstrated in connection with half-pass at collected canter.
   c. Optional Test Level Three Required Elements: Halt and Salute on entry and exit; collected trot; half-pass right at collected trot; half-pass left at collected trot; rein back; collected walk; medium walk; extended walk; collected canter; half-pass right at collected -canter; half-pass left at collected canter; flying change of lead (demonstrated in connection with half-pass); three flying changes every four strides; three flying changes every three strides; piaffe (10 to 15 steps); passage (10 to 15 steps); transitions between passage and piaffe must be demonstrated.

SUBCHAPTER AL-30 JUNIOR EQUITATION

AL207 General

1. Exhibitors shall be junior exhibitors (An individual who has not reached their 18th birthday as of December 1 of the current competition year.). (See GR128).
2. The rider’s position, seat, hands and the correct use of the aids are to be judged, refer to Equitation Chapter EQ.
3. Purebred and Half-Andalusian/Lusitano horses are permissible.

AL208 Saddle Seat Equitation

1. Appointments as appropriate to Saddle Seat Equitation, see EQ116. Dressage saddles are prohibited.

2. Saddle Seat Equitation classes are to be shown at a walk, trot and canter both ways of the ring, refer to EQ117.

AL209 Hunt Seat Equitation

1. Appointments as appropriate to Hunt Seat Equitation, see EQ106.
2. Hunt Seat Equitation classes are to be shown on the flat at a walk, trot and canter both ways of the arena, refer to EQ107.

AL210 Western Equitation

1. Appointments as appropriate to Western Equitation, see EQ125.
2. Exhibitors shall enter the ring in a counterclockwise direction at the jog-trot. Horses shall be worked at the walk, jog-trot and lope both ways of the ring, refer to EQ126.

AL211 Walk-Trot Equitation – 10 and Under

1. General.
   a. Junior Exhibitors are prohibited from showing in Walk-Trot Equitation after previously competing in any recognized class which requires a canter. They also may not compete in a class at the same competition which requires a canter.
   b. Stallions are prohibited.
2. Appointments: As appropriate to Saddle Seat, Hunt Seat, Western, Spanish or Portuguese. (See related Sections, above.)
3. Qualifying Gaits
   a. Exhibitors will enter the ring in a counterclockwise direction at a trot or jog-trot.
   b. To show at a walk and trot or jog-trot both directions of the arena.
   c. Three or more canter or lope strides are cause for disqualification.
   d. Horses may be asked to back.
4. Class Specifications
   a. The exhibitor will be judged on their basic position in the saddle: Hand-Leg-Back position. Exhibitor will also be judged on their ability to govern, control and properly exhibit the horse.

SUBCHAPTER AL-31 JUNIOR EXHIBITOR SHOWMANSHIP IN-HAND

AL212 Junior Exhibitor Showmanship In-Hand

The showmanship class shall be judged with emphasis on the handler's ability to prepare and present the horse safely, correctly and elegantly. The conformation of the horse is not to be judged, since the horse is considered a means of displaying the abilities of the junior exhibitor. The ideal showmanship performance consists of a poised, confident, appropriately attired exhibitor leading a well groomed and conditioned horse that quickly and efficiently performs the required movements with promptness, smoothness and precision. Horses shall be presented in the Andalusian/Lusitano show stance (refer to AL105.4).

1. GENERAL
   a. Judging is based on 50%-Presentation of the horse and showmanship skills, 40%-Condition, grooming and fitting of the horse, 10%-Appearance and grooming of the exhibitor.
   b. Unsoundness of the horse being shown shall not penalize a handler unless it is sufficiently severe as to impair the required performance, in which case the penalty is at the judge's discretion.
   c. Stallions are not permitted.
   d. Pure and Half Andalusians/Lusitano may compete in the same class.
   e. Horses may be presented either English or Western.
   f. Showmanship pattern must be posted at least one hour prior to the class.
2. APPEARANCE OF EXHIBITOR-10%

a. Attire-Boots or dress shoes are to be worn, no tennis shoes; long sleeved shirt or blouse is mandatory. No Denim is permitted. Long hair should be neatly pulled back. Sweater, vest or jacket, gloves and ties are optional. Informal but neat attire should not be penalized.

3. CONDITION, GROOMING & FITTING OF THE HORSE-40%
   a. As per Halter Class Specifications
   b. Tack also as per Halter Class Specifications
4. PRESENTATION OF THE HORSE-50%
   a. As the judge moves around the horse, handler should position themselves so they do not obstruct the judge's view of the horse. The handler shall use the Quarter System as explained herein. The horse should not be stretched. Horses must stand square on front feet. Hind feet may either be square or have one rear cannon bone perpendicular to the ground.
   b. Leading and Showing-The handler should follow the pattern used for the Halter Classes, with the addition of the Quarter System when standing the horse up for the judge. The horse shall be led from the left (near) side with the handler holding the lead strap in the right hand at a distance from the horse allowing for maximum control and presentation. Handler's position when leading is midway between the head and shoulder of the horse. The remaining portion of the strap should be held safely in the left hand, and not wrapped around the hand. When moving away from the judge, the horse should be kept in line with the judge so the horse's movement can be observed. The horse should be brought to a complete stop at either end of the line before turning to the right, away from the handler. The handler should appear alert until the entire class has been placed and the judge has submitted their card. The handler should be natural and avoid over showing, and respond promptly to requests from the judge or other officials. A light touch of the whip is permitted, if necessary. Courtesy and good sportsmanship should prevail at all times.
5. SHOWMANSHIP FAULTS
   a. Not following the judge's instructions.
   b. Not showing the horse, but showing yourself.
   c. Crowding other competitors while leading the horse or in the lineup.
   d. Not lining up in front of the judge for presentation.
   e. Turning the wrong direction.
   f. Not following the Quarter System.
   g. Not holding the lead shank correctly or jerking it excessively.
   h. Attire not clean and neat.
   i. Horses in poor condition, not clean or properly groomed.
   j. Improper tack.
6. QUARTER SYSTEM
   a. The Quarter System involves drawing imaginary lines bisecting the horse into four equal areas as shown in the drawing. They are numbered I, II, III, IV for identification. One line runs across the horse just behind the withers. The other runs from head to tail. When the horse is set up for inspection, the exhibitor stands in area IV. When the judge moves to area II, the exhibitor moves to area I. When the judge moves to area III, the exhibitor moves back to area IV. When the judge moves to area IV, the exhibitor moves back again to area I. An exhibitor should never stop directly in front of the horse, since this is a danger zone. When the judge is in the front half of your horse, you should be on the opposite side of the horse. When the judge is in the back of your horse, you should be on the same side of the horse.

JR EXHIBITOR SHOWMANSHIP QUARTER SYSTEM

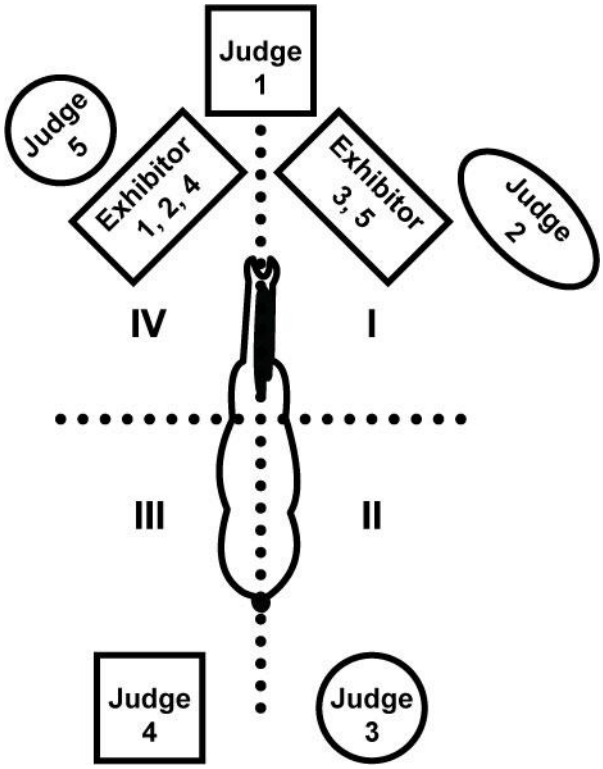

JR EXHIBITOR SHOWMANSHIP PATTERN

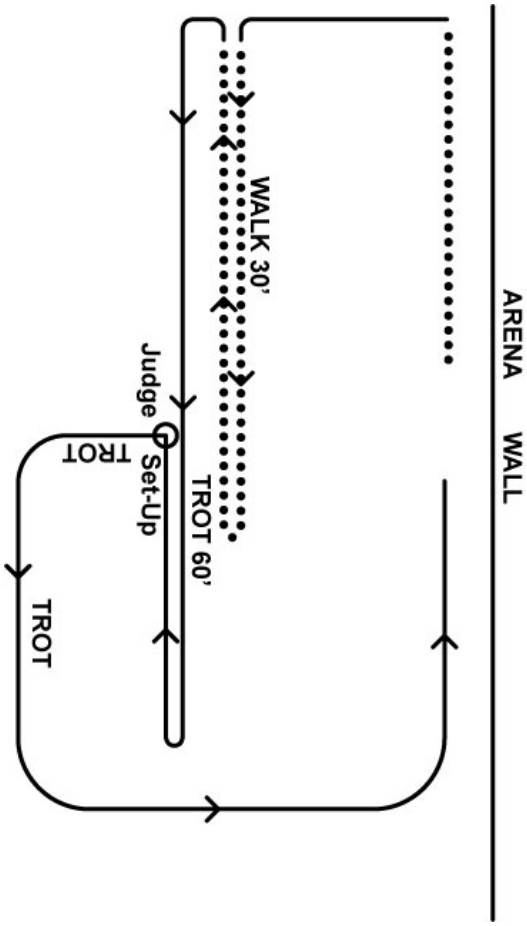

SUBCHAPTER AL-32 ANDALUSIAN/LUSITANO & HALF ANDALUSIAN/LUSITANO PLEASURE JUNIOR EXHIBITOR

AL213 General

1. Open to riders 17 years of age and under
2. If entries warrant classes may be split according to the age of the rider. It is recommended that classes be split into age divisions for riders 13 and under and one for riders 14 – 17. If class is split, complementary class must be offered.

AL214 Appointments

1. Tack and attire must match the discipline being ridden and the class entered.
2. Protective headgear may be worn without penalty. (See GR801.1).
3. For English tack and attire refer to AL116, AL120, AL124, AL128, and AL132 respectively.
4. For Western tack and attire refer to AL155.

AL215 Qualifying Gaits

1. English Pleasure – Formal Saddle Horse, Saddle Seat, Country, Hunt Seat, Dressage Suitability.
   a. Walk – refer to AL117.1, AL121.1, AL125.2, AL129.2 and AL133.1 respectively
   b. Trot – refer to AL117.2, AL121.2, AL125.3, AL129.3 and AL133.2 respectively
   c. Canter – refer to AL117.3, AL121.4, AL125.5, AL129.4 and AL133.3 respectively

2. Western Pleasure
    a. Walk – refer to AL156.2
    b. Jog-trot – refer to AL156.3
    c. Lope – refer to AL156.4

AL216 Andalusian/Lusitano and Half Andalusian/Lusitano Pleasure – Junior Exhibitor Class Specifications

1. Andalusian/Lusitano Pleasure – Junior Exhibitor. Competitors enter the ring to the right at a trot/jog-trot. To be shown both directions of the ring at a walk, trot/jog-trot, canter/lope. The order to reverse may be executed by turning either toward or away from the rail. Entries will line up on command. To be judged on manners, performance, type, attitude, quality and suitability of horse to rider.
2. Half Andalusian/Lusitano Pleasure – Junior Exhibitor. Competitors enter the ring to the right at a trot/jog-trot. To be shown both directions of the ring at a walk, trot/jog-trot, canter/lope. The order to reverse may be executed by turning either toward or away from the rail. Entries will line up on command. To be judged on manners, performance, attitude, quality and suitability of horse to rider.

SUBCHAPTER AL-33 REINING

For rules governing Reining Classes, refer to USEF Reining Division: RN101 General, RN102 Equipment, RN103 Scoring, and RN106 Patterns.

SUBCHAPTER AL-34 WESTERN TRAIL HORSE

For rules governing Western Trail Horse Classes, refer to USEF Western Sub-chapter 3.

SUBCHAPTER AL-35 WESTERN RIDING

For rules governing Western Riding classes see WS130-WS137.

SUBCHAPTER AL-36 WALK – TROT

AL217 Walk - Trot Green Horse

1. General
    a. Horse may not be shown in any other class at the competition which requires a canter or a lope.
    b. Horse must never have been judged in any class at a USEF Licensed competition that requires a canter or a lope.
    c. Horse may not have been shown under saddle prior to the current competition year.
2. Appointments
    a. Tack and attire must match the discipline being ridden and the class entered.
    b. Protective headgear is acceptable. See GR801.1.
3. Qualifying Gaits
    a. The horse must give the appearance of being a safe and suitable mount for the class. The safety of all exhibitors is of primary concern.
    b. Walk-A four-beat gait; To be true, flat-footed and ground covering.
    c. Trot-A two-beat gait; To be an overall balanced, relaxed, easy going trot with elasticity and freedom of movement.
    d. Jog-A two beat gait; Free, square, slow and easy.
4. Walk-Trot Open Green Horse Class Specifications
    a. Competitors enter the ring in a counterclockwise direction at a walk.
    b. To be shown both directions of the ring at the walk and trot or jog only.
    c. The order to reverse may be executed by turning either toward or away from the rail.
    d. To be judged on performance, suitability of horse to rider, quality, conformation and manners.

AL218 Walk - Trot Equitation

1. General
   a. Rider/Horse combination may not show in any other class at the competition which requires a canter.
   b. Rider/Horse combination must never have been judged in a class at a USEF licensed competition that required a canter or lope.
   c. One header per horse may be allowed during the line-up to ensure safety of exhibitors.
2. Appointments
   a. Tack and attire must match the discipline being ridden and the class entered.
   b. Protective headgear is acceptable. See GR801.1.
   c. Headers must be properly attired. See GR801.
3. Qualifying Gaits
   a. The horse must give the appearance of being a safe and suitable mount for the class. The safety of all exhibitors is of primary concern.
   b. Walk-A four-beat gait; To be true, flat-footed and ground covering.
   c. Trot-A two-beat gait; To be an overall balanced, relaxed, easy going trot with elasticity and freedom of movement; or Jog - A two beat gait; to be free, square, slow, and easy.
4. Walk-Trot Class Specifications
   a. Competitors enter the ring in a counterclockwise direction at a walk.
   b. To be shown both directions of the ring at the walk and trot or jog-trot only. The order to reverse may be executed by turning away from the rail. Entries will line up on command. Horses must not be asked to back.
   c. To be judged on the rider's position, seat, hands and effective use of aids.

SUBCHAPTER AL-37 LIBERTY

AL219 General

1. General:
   a. All horses must adhere to rules in Subchapter AL-1 General Qualifications.
   b. One exhibitor wearing number and one assistant are allowed per entry. Each exhibitor and assistant is allowed a whip no longer than 6 feet including attachments. An empty bag, ribbons, or other materials not exceeding 12" in length may be attached to the whip. Exhibitor, assistant, whips and/or attachments must not touch the horse at any time during the performance.
   c. Time will begin when the halter is removed. The time allowed for each performance is 90 seconds with an additional 90 seconds allowed only to the exhibitor for catching the horse. Failure to catch the horse within the designated 90 seconds by the exhibitor will result in disqualification of the entry. There will be no baiting (use of hay, grain, clickers, etc.) of liberty horses during the catch or the horse will be disqualified.
   d. The exhibitor is responsible for turning music in to the competition management in a timely manner as stated in the prize list. It is the exhibitor's responsibility to have the music in an acceptable media format as per management's requirements, which is to be stated in the prize list.
2. Attire: Refer to AL104.
3. Facility requirements: A secure arena with a substantial fence for confinement of horses is a necessity. The enclosure must be of sufficient height and durability to ensure that horses will remain inside. Competition management should not offer this class unless a proper, safe enclosure is available for use.
4. No deliberate interference with the horse from outside the ring. Announcement is to be made prior to the class to specify that no outside assistance is allowed.
5. Specifications: Separate classes are to be held for Purebred and Half Andalusian/Lusitano Horses.
6. Judging: Horses to be judged on movement, style, quality, and use of the whole arena. The liberty horse is expected to perform at both a canter and a trot.

AL220 Appointments

1. Refer to AL104
2. Protective leg gear such as polo wraps, splint boots and/or non-weighted bell boots are permitted.

AL221 Qualifying Gaits

1. Walk- A true four-beat gait.
2. Trot- A two-beat gait.
3. Canter- A three-beat gait.

AL222 Class Specifications

1. If entries warrant, separate classes may be held for STALLIONS, GELDINGS and MARES.
2. At the first sound of music remove the halter and turn the horse loose.
3. Horses should be worked at both ends of the arena.
4. Horses are to be judged on charisma, style, movement, quality and type.

SUBCHAPTER AL-38 HALF ANDALUSIANS/LUSITANO

AL223 General

1. Horses shown in this section must have been issued a certificate of registration from the International Andalusian/Lusitano Horse Association.
2. The Rules in the Andalusian/Lusitano Division apply to Half Andalusians/Lusitano.
3. Entries may not be shown in the Andalusian/Lusitano Division with Purebreds except in the following classes: Junior Equitation, Showmanship, Western Trail, Western Riding, Doma Vaquera, Reining, Dressage, Musical Free Style, Fantasy Costume, and Walk-Trot equitation.
4. Half Andalusian/Lusitano English Pleasure (All Seats) Amateur or Junior Horse may be offered. The attire allowed would include Saddleseat, Hunt Seat, and Dressage Suitability. Qualifying gaits are the walk, trot and canter both ways of the ring. To be judged on manners, performance and quality.

SUBCHAPTER AL-39 HALF ANDALUSIAN/LUSITANO COSTUME

AL224 General

This class is open to any Half Andalusian/Lusitano meeting the requirements of AL223 Half Andalusian/Lusitano General rules.

AL225 Appointments

1. The costume can be either Traditional (AL192) or Heritage (AL195) provided the exhibitor's safety is of primary consideration.
2. Costumes should be made of durable material and securely attached, such that no part of the costume falls off during the class.

AL226 Qualifying Gaits

1. Exhibitors shall enter the ring in a counterclockwise direction at the trot.
2. To be shown at the walk, trot and canter both ways of the ring.

AL227 Half Andalusian/Lusitano Costume Class Specifications

OPEN, AMATEUR and JUNIOR HORSES to be judged 30% on quality, way of going and conformation; 70% on costume.

SUBCHAPTER AL-40 HALF ANDALUSIAN/LUSITANO DRIVING

AL228 General

Refer to AL174 General Driving rules.

AL229 Appointments

Refer to AL176, AL180, AL184, AL188, and AL-25.

AL230 Qualifying Gaits

1. Walk - An animated or flat gait to be performed with moderate collection.
2. Trot - A two beat gait to be performed at medium speed with moderate collection.
3. Strong Trot - This is a stronger trot, performed with a lengthened stride, powerful and reaching at a rate of speed which may vary between horses since each horse should attain its own strong trot in harmony with its own natural stride. Horse must not be strung out behind.

AL231 Half Andalusian/Lusitano Driving Class Specifications

1. In OPEN classes horses are to be judged on performance, manners, quality & conformation. To be shown at the walk, normal trot and strong trot.
2. In AMATEUR classes horses are to be judged on manners, performance, quality & conformation. To be shown at the walk, normal trot and strong trot.
3. In JUNIOR HORSE (two, three, four and five years old) classes horses are to be judged on quality, performance, conformation & manners. To be shown at the walk, normal trot and strong trot.

SUBCHAPTER AL-41 DRESSAGE ANDALUSIAN/LUSITANO

AL232 General

1. Breed-restricted dressage classes held in the Andalusian/Lusitano Division to be conducted in accordance with USEF Dressage rules (Chapter DR), except as stated herein:
   a. When cross entry by rider or horse/rider combination is permitted between Dressage and other Andalusian/Lusitano classes at a competition, DR120 and DR121 apply only to the designated Dressage warm-up and competition areas, or when exhibitor is actually warming-up for Dressage classes.
      1. Horses competing in Open Dressage classes may not compete in any other divisions or classes on the same day(s) and are subject to all DR Chapter rules from the time of their arrival until the end of the competition day.
   b. False tails are not permitted in Andalusian/Lusitano Division Dressage classes (exception to DR121.15)
   c. The use of dyes or other coloring to change the natural color on a horse is prohibited (exception to GR802)
   d. A separate number for each horse/rider combination does not have to be issued. (exception to DR126.2j(4))
   e. Exception to DR126.2(b): Ride times may be changed at the discretion of competition management.
   f. Exception to DR119.2: Horses are allowed a maximum of four Dressage rides per day at the fourth level or below. Horses are allowed a maximum of three Dressage rides per day above fourth level.
2. All horse competing in “Open” Dressage classes held at an Andalusian/Lusitano Division competition must comply with Dressage rules (Chapter DR), including DR121.

AL233 Championships

1. Dressage classes will be conducted in a 20 x 60 meter arena. On the day of the dressage championships, the arena will be open for hand walking only around the perimeter.

2. During championship competition, another rider may ride the horse on the showgrounds or compete in other performance championship classes, but only the qualified horse/rider combination may compete in the dressage championship class.
3. Whips may not be carried in championship tests except by competitors riding side saddle.
4. All championship tests must be ridden from memory.
5. In the event of a tie (equality of total points) the collective marks will determine first, second and/or third places. If collective marks are equal, the tests will be returned to the judge for placing resolution.
6. Hors de Concours entries are not permitted.
7. A horse must obtain 50% or better to be named Champion.

SUBCHAPTER AL-42 SPORT HORSE

AL234 Purpose

The Sport Horse section is to evaluate and encourage the breeding of Purebred Andalusian/Lusitano and Half Andalusian/Lusitano horses suitable for a variety of today's sports with horses such as, Dressage, Working Hunter, Eventing, Jumper, Carriage Pleasure Driving, Combined Driving, Competitive Trail and Working Equitation. Form to function will be emphasized. These classes must be judged by a Federation judge licensed in the Andalusian/Lusitano, Dressage, Driving, Hunter, or Jumper divisions.

AL235 Conduct of Classes

1. In-hand, Under Saddle and Show Hack Sport Horse classes for 1) Andalusion/Lusitano and 2) Half Andalusian/Lusitano Sport Horses may be held separately or in conjunction with any licensed Andalusian/Lusitano competition. Sport Horse In-hand, Under Saddle and Sport Horse Show Hack classes may be held for stallions, mares and geldings.
2. In-hand Classes may be held in any age groups deemed appropriate by competition management and published in the prize list with the exception that horses of one sex shall not be judged against those of the opposite sex. Exception: Amateur or specified championship classes may have horses of all sexes. Sport Horse In-Hand and Under Saddle classes may be divided at the discretion of competition management into Dressage type and Hunter type. Horses may cross enter. Both Dressage and Hunter style appointments (tack and attire) are permitted in both the Dressage-type and Hunter-type In-Hand and Under Saddle classes.
   a. Dressage type - displays the conformation and movement qualities as follows: Horses of this type carry a higher set-on neck than the Hunter type with sufficient length and flexion of the poll. Movement should be free, elastic, active and regular with good push from behind without tension and with a tendency toward an uphill balance.
   b. Hunter type - displays the conformation and movement qualities as follows: Horses of this type carry a more level frame than the Dressage type horse, yet must display a natural looking carriage. Movement should have good ground cover and tend to be long and low with good push from behind, free of tension and showing good balance.
3. Sport Horse In-Hand Championships shall be based upon highest scoring horses in qualifying classes. Sport Horse In-Hand Champions and Reserve Champions must be at least two years of age. No horse may be named Champion and Reserve Champion in the same class. (Example: when amateur and open classes qualify for the same championship class.) If the same horse has the two (2) highest scores, the next highest eligible horse shall be named Reserve Champion.

AL236 Sport Horse In-Hand Classes

1. Sport Horse In-Hand Classes.
   Conformation is to be evaluated in terms of potential trainability, potential performance and predisposition to soundness. Form to function is to be emphasized. Blemishes are not to count unless resulting from conformation faults. Gaits are to be evaluated in terms of purity, quality and correctness. Correct gaits which contribute to ease in training and the horse remaining sound and useable are most important. Purity and quality are judged mainly in profile. Correctness is judged mainly while the horse is coming to and going from the judge's position. Colts and stallions two years and over must have both testicles descended.

2. Following a posted or announced order, or on request from the judge, entries in each class will approach the judging area one at a time, walk to the apex of the triangle. Conformation judging may take place before or after performance on the triangle, so wait for the judge's instructions. Wait for the judge's request to proceed on the triangle. The handler will lead the horse on the perimeter of the triangle at the walk and trot, returning to the apex and wait for further instructions. At the completion of the judging, the handler will lead the horse away from the judging area. The triangle may be adjusted to fit local conditions.
3. Triangle: Corners should be well defined. A marker will be used at the apex and at each corner to define placement of the turn for the exhibitor. Use of plants or flowers is allowed.

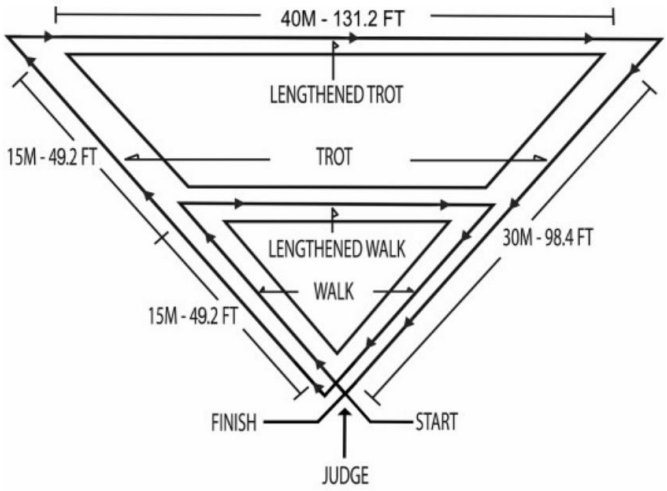

4. The horse is to be shown in an "open position," for conformation judging. The traditional way of showing open position would be with the right front leg slightly back and the right hind leg slightly forward; but as long as all four legs of the horse are visible to the judge when standing on either side of the horse, this would be acceptable. The horse's head and neck should be allowed to show in a natural and comfortable carriage, and the handler should stand away from the horse with a loose lead line. Horses are not shown or judged using the quarter system. Handlers may use treats to keep horse's attention and focus.
5. Foals may not be shown loose.
6. When possible, the announcement of awards will include the breeding of the horses placed: sire and dam as well as the name of the owner and breeder.
7. Judge must excuse from the ring any unruly horse or one whose actions threaten to endanger other exhibitors or their entries
8. The handler may carry only one whip, maximum length of six feet, including lash and without attachments (i.e. plastic bags, ribbons, etc.). No trailers allowed.
9. Causes for mandatory elimination from the arena or designated judging area for In-Hand classes are:
   a. Removal of eyelashes,
   b. Changing the natural color of the mane and/or tail
   c. Applying a product to a horse's hoof to hide or conceal a conformation defect. Only clear or transparent products may be used on the hooves of horses while being shown in Breeding and/or In-Hand classes.
10. An entry must be penalized for:
    a. Excessive amounts of oil, grease or other similar substances.
    b. The removal of the body hair down to the skin (balding with a razor blade or surgical clippers) or the eyelashes attached to the eyelid. The long whiskers on the ocular arch, below the eye, and on the muzzle and nostrils may be trimmed.
    c. Excessive use of the whip or actions that may disturb other entries shall be severely penalized.

BOD 06/17/2025 Effective 12/1/2025

AL237 Sport Horse Scoring In-hand Procedures

1. The IALHA In-Hand Score Sheet must be used and is available at usef.org. Each judge will be assigned a scribe who will record scores and comments as dictated by the judge. Horses will be shown individually on the triangle.
2. The judge shall use the approved individual score sheets for individual classes.
3. Decimals may be used in scoring.
4. A scribe shall be provided for each judge whose main duty is to record the judge's scores and comments on the score sheets. The scribe may be asked to transfer scores from the individual sheets to the master score sheet.
5. Tied scores for Sport Horse In-Hand shall be broken first by referring to movement, then conformation, then overall balance and finally manners. If the horses are still tied, the judge (or call judge in a multiple judge system), will make a final tie-breaking decision.
6. When multiple judges officiate the same class, competition management may assign separate or shared triangles. In either case, judges will have separate score sheets and scribes.
7. Scores shall be reported as a total based on the stated percentages against a possible total of 100% and all scores and placings must be posted. Unofficial scores may be posted during the class and/or final score may be posted at the end of each class.
8. If a mathematical error on the score sheet is discovered, it must be brought to the attention of competition management within one hour of the official posting of the scores from the last class of the competition day. Competition management must announce said posting, and must make score sheets available to competitors immediately

AL238 Sport Horse Under Saddle and Show Hack Class Procedures

1. AL101.1-3, 6-8 ,10, 11, 13, 16-19, 21-22, AL102, and AL103 apply to Sport Horse Under Saddle and Sport Horse Show Hack classes.
2. Score sheets are not required for Sport Horse Under Saddle or Sport Horse Show Hack classes.
3. Judge must excuse from the ring any unruly horse or one whose actions threaten to endanger other exhibitors or their entries.
4. Sport Horse Under Saddle. To enter the ring counterclockwise at the trot. To be shown at a walk, trot, and canter both directions of the ring. Judge may request lengthening of stride at any gait and may request horses to back in the line-up.
5. Sport Horse Show Hack. To enter the ring counterclockwise at the normal walk or normal trot. To be shown both directions of the ring at a walk, trot, and canter; collected, normal and extended gaits to be called for, and the hand gallop. Horses should stand quietly and back readily.

AL239 Sport Horse In-Hand Appointments

1. Both Dressage-type and Hunter-type appointments (tack and attire) are permitted in both Dressage-type and Hunter-type In-Hand classes. Competitors with non-conforming appointments will be eliminated from judging consideration. Pads are permitted in Sport Horse In-Hand, refer to AL103.3 for pads.
2. Tack:
   a. All horses 2 years of age and over may be shown in a suitable headstall with a throatlatch or a bridle appropriate to the discipline they are competing in at the discretion of the handler.

   b. All horses under 2 years of age must be shown in a suitable headstall with a throatlatch. The use of a bridle is prohibited.
   c. A split or single chain lead may be used instead of a rein or in addition to reins; however, a lead shank is required if reins are placed over the horse's neck and the handler must hold the shank.
   d. Gag and twisted bits of any type are prohibited.

3. Attire
   a. Conservative casual attire is recommended for the handler. This would include casual pants and shirt. Also acceptable would be Dressage or Hunter attire including breeches, boots, shirt with tie, stock tie or choker collar. Jackets, hats, vests, and gloves are optional.

b. The handler may carry only one whip, maximum length of six feet, including lash and without attachments (i.e. plastic bags, ribbons, etc.)

AL240 Sport Horse Under Saddle Appointments

1. Both Dressage-type and Hunter-type appointments (tack and attire) are permitted in both Dressage-type and Hunter-type Under Saddle classes. Competitors with non-conforming appointments will be eliminated from judging consideration.
2. Tack:
   a. Bridle shall be a dressage-type snaffle bridle with snaffle bit, hunter-type double bridle or dressage-type double bridle, or hunter-type snaffle or Pelham bridle is acceptable. Converters on Pelham bridle are not permitted and two reins are required. Unconventional bits may be penalized at the discretion of the judge, BUT kimberwicks are prohibited. In junior horse under saddle classes, snaffle bits are mandatory. Snaffles may be with or without cheeks, keepers allowed. Cavesson nosebands are required, Flash nosebands may be used with a snaffle bridle with snaffle bit.
   b. A dressage, forward seat or English all-purpose saddle is to be used. No saddle seat type saddles allowed.
   c. Martingales are not permitted.
3. Attire:
   a. Dressage or Hunter attire acceptable. Dressage attire will be defined as white or light colored breeches, short riding coat of conservative color, with tie, choker or stock tie, boots, a hunt cap, derby, top hat or protective headgear. Hunter attire will be defined as light colored breeches, short riding coat of conservative color, with tie or choker, boots or smooth leather half-chaps, and hunt cap or protective headgear. It is recommended that attire reflect the tack used on the horse.
   b. Gloves of conservative color are optional for either style of attire.
   c. Spurs and whip are optional. If a whip is carried, it may not exceed the length requirements in DR120.

AL241 Sport Horse Show Hack Appointments

1. Competitors with non-conforming appointments will be eliminated from judging consideration.
2. Tack:
   a. Bridle shall be a dressage style snaffle bridle, or hunter style snaffle or Pelham bridle, or dressage style double bridle or hunter style double bridle is acceptable. Converters on Pelham bit not permitted and two reins are required. Kimberwick bit is prohibited. If using a double bridle of either style, the lever arm (length below the mouthpiece) must not exceed 3.94 inches or 10 cm. The inside diameter of the bridoon ring must not exceed 3.15 inches or 8 cm. Cavesson nosebands to be used but flash nosebands would be acceptable when using a snaffle bridle and snaffle bit.
   b. A dressage, forward seat or English all-purpose saddle is to be used. No saddle seat type saddles allowed.
   c. Martingales are not permitted.
3. Attire:
   a. Informal attire consists of conservatively colored short, dark coat, with tie, stock tie or choker collar, white or lightcolored breeches, boots or smooth leather half-chaps, hunt cap, derby, top hat or protective headgear.
   b. Formal attire consists of white breeches, top hat and shad belly coat which may be worn after 6:00 p.m. or in championship classes.
   c. Spurs and whip are optional. If a whip is carried, it may not exceed the length requirements in DR120.

AL242 Sport Horse Qualifying Gaits

1. Innate quality movement is a priority in the Sport Horse classes. All gaits should be pure in rhythm, and should be without tension or resistance.
2. Walk
   a. Walk. (Also Normal Walk) The rhythm of the walk is 4 beats. The walk is to be regular and unconstrained.
   b. Collected Walk. The rhythm is 4 beats. The stride maintains the marching quality of the normal walk, with hind legs well engaged but covers less ground.

c. Extended Walk. The rhythm is 4 beats. While maintaining the march quality, the horse does not rush, but with regular steps, will clearly show the hind feet touching the ground in front of the footprints of the forefeet. The rider allows the horse to stretch forward with head and neck, but does not release contact with the mouth.

3. Trot
   a. Trot. (Also Normal Trot) The rhythm of the trot is 2 beats. The trot is free, active and regular. The steps should be balanced and elastic with the horse demonstrating a supple back and well engaged hindquarters.
   b. Collected Trot. The rhythm is 2 beats. The horse continues to move forward with impulsion, and demonstrates an ability to further engage the hocks, which allows the shoulders of the horse to become lighter and the stride to become shorter. The neck is raised and arched, but not constrained.
   c. Extended Trot. The rhythm is 2 beats. The horse covers as much ground as possible, while maintaining regularity and balance. The stride lengthens as a result of great impulsion. The rider allows the horse, while remaining on the bit, to reach with its frame. The forefeet should touch the ground where they point. The transitions to and from should be balanced and smoothly executed.
4. Canter
   a. Canter. (Also Normal Canter). The rhythm of the canter is 3 beats. The canter should be light, cadenced (rhythm with a suitable tempo combined with springy impulsion) and regular. Transitions should be without hesitation and balanced. The canter should always be straight on straight lines.
   b. Collected Canter. The rhythm is 3 beats. The horse moves forward with impulsion, through increased engagement of the hindquarters and lightness of the forehand. The neck is raised and arched but not constrained. The back remains supple and the strides are shorter.
   c. Extended Canter. The rhythm is 3 beats. The horse covers as much ground as possible while maintaining regularity and balance. The stride lengthens as a result of great impulsion from the hindquarters and the rider allows the horse to lower and extend the neck, without losing contact with the bit, or leaning.
5. Lengthening Stride. When a lengthening of stride is requested at walk, trot, or canter, the horse should maintain rhythm, regularity and balance, while reaching with the frame and stride. The rider should maintain contact with the bit, while allowing the lengthening. The strides should be more ground covering and the horse should remain calm and supple.
6. Hand Gallop. The rhythm is 3 beats. The hand gallop is performed with long, free, ground covering strides. The amount of ground covered will vary between horses due to the difference in the natural length of stride. The hand gallop shows a looser, freer elongation of stride and frame of the horse. The horse must remain mannerly, correct, and straight. Extreme speed to be penalized.
7. Rein-back. The rhythm is 2 beats. The feet are raised and set down by diagonal pairs. The horse should remain calm and obedient, lifting and setting down the feet, without shuffling

AL243 Sport Horse Class Specifications

1. IN-HAND CLASSES. Horses shall be shown at the walk and trot on the triangle. The IALHA Score Sheet is divided as follows:
   Movement - 40% (20% for walk and 20% for trot) Conformation - 40% Expression, Manners, Willingness - 10% Quality, Balance and Harmony, Suitability as a Sport Horse - 10% Transmissible weaknesses or predisposition to unsoundness shall be penalized commensurate with severity.
2. UNDER SADDLE CLASSES. To be shown at the walk, trot, and canter both directions of the ring. Judge may request lengthening of stride at any gait and may request horse to back in the line-up.
   a. OPEN. To be judged on performance (purity and quality of gaits), manners, conformation, suitability as a Sport Horse and quality.
   b. AMATEUR. To be judged on manners, performance (purity and quality of gaits), suitability as a Sport Horse, conformation and quality.
   c. JUNIOR HORSE. To be judged on quality, suitability as a Sport Horse, performance (purity and quality of gaits), conformation and manners.
3. SPORT HORSE SHOW HACK CLASSES. To be shown both directions of the ring at a walk, trot, and canter (collected, normal and extended gaits to be called for), and the hand gallop. Horses should stand quietly and back readily.
   a. OPEN. To be judged on performance, manners, quality, and conformation.
   b. AMATEUR. To be judged on manners, performance, quality, and conformation.

AL244 Sport Horse Showmanship

1. Purpose
   To be judged on presentation of horse, neatness and appearance of handler, overall condition of the horse, handling techniques, appropriate tack and equipment, and ability to show the horse to the best advantage.
2. General
   a. Classes may be divided by age of handler.
   b. Unsoundness of the horse being shown shall not penalize a handler unless it is sufficiently severe as to impair the required performance, in which case penalty is at the judge's discretion.
   c. Offering prize money in Youth Sport Horse Showmanship is prohibited.
   d. A minimum of six ribbons should be awarded, but no more than ten places are recommended.
   e. Hair must be neat and securely fastened so as not to cover the handler's number. The handler's number must be worn on the back and must be clearly visible.
   f. Coaching or unauthorized assistance in any manner is subject to penalty or disqualification at the judge's discretion. It is recommended that stallions be prohibited, but it must be stated in the prize list.
3. Class Conduct
   a. The IALHA Sport Horse Showmanship Score Sheet must be used and is available at usef.org. Each judge will be assigned a scribe who will record scores and comments as dictated by the judge. Horses will be shown individually on the triangle. The IALHA score sheets will be provided to competition management by IALHA. Competition Management may make as many individual copies as necessary for their competition.
   b. Following a posted or announced order, or on request from the judge, entries in each class will approach the judging area one at a time, and walk to the apex of the triangle. The presentation judging while the horse is stationary may take place before or after performance on the triangle; the handler must wait for the judge's instructions before proceeding on the triangle. The handler will lead the horse on the perimeter of the triangle at the walk and trot, returning to the apex and wait for further instructions. At the completion of the judging, the handler will lead the horse away from the judging area. The triangle may be adjusted to fit local conditions.
   c. The horse is to be shown in an "open position." The traditional way of showing open position would be with the right front leg slightly back and the right hind leg slightly forward; but as long as all four legs of the horse are visible to the judge when standing on either side of the horse, this stance would be acceptable. The horse's head and neck should be allowed to show in a natural and comfortable carriage, and the handler should stand away from the horse with a loose lead line. Horses are not shown or judged using the quarter system. Handlers may use treats to keep horse's attention and focus.
   d. Judge must excuse from the ring any unruly horse or one whose actions threaten to endanger other exhibitors or their entries.
   e. A whip may be used to guide the horse. See AL236.8
   f. Decimals may be used in scoring.
   g. Tied scores for Sport Horse Showmanship shall be broken first by referring to presentation and handling score, then movement scores (walk and trot presentation). If still tied, the tie will be broken at the judge's discretion.
   h. Scores shall be reported as a total possible 100 points. All scores and placings must be posted.
   i. If a mathematical error on the score sheet is discovered, it must be brought to the attention of competition management within one hour of the official posting of the scores from the last class of the competition day. Competition management must announce said posting, and must make score sheets available to competitors as soon as possible after completion of the class
4. For appointments, see AL239 Sport Horse In-Hand Appointments
5. Showmanship Faults/Eliminations
   a. Not following the judge's instructions.
   b. Handlers not showing the horse, but just showing themselves.
   c. Not lining up in front of the judge when walking and trotting.
   d. Standing in a position to obstruct the judge's view of the horse.
   e. Excessive use of the whip, or actions that may disturb others entries.
   f. Not holding the shank correctly or jerking the shank excessively.
   g. Improper attire or attire not clean and neat.
   h. Horse in poor condition, not clean or properly groomed.

i. Improper tack or tack that is not clean.
j. Number not worn or improperly displayed.
k. Any handler not having their horse under sufficient control must be dismissed from the ring by the judge and be eliminated.

BOD 06/17/2025 Effective 12/01/2025

SUBCHAPTER AL-43 DOMA VAQUERA-OPEN TO PUREBRED AND HALF-ANDALUSIAN/LUSITANO HORSES

AL245 General

1. The combination (horse and rider) receiving the highest score at the IALHA National Championship Show in either the basic or intermediate level will not be eligible to compete at that level in future years.
2. Rider provides appropriate background music during the test, which is any Spanish or Latin guitar, Classical or Modern without vocals.
3. Arena size: Minimum 18 x 40 meters or 20 x 60 meters.
4. Participants will be called in a pre-established order. A participant who does not enter within one minute will be eliminated.
5. No comments can be made during contestant's ride.
6. It is important the judge does not forget the 'air or attitude of proudness' of the vaquero. This is what defines and distinguishes Doma Vaquera from other disciplines.
7. The horse must walk with impulsion, the mosquero moving in rhythm with the horse.
8. The gallop must be steady and true, with impulsion and cadence, achieving all of the movements with an air more lively, than usually seen in working horses.
9. The rider should present to the judge their own style, not to copy other riders. The importance of the submission of the horse to the rider and not the reverse, adapting the rider to the horse so that they do not irritate or confuse the horse.
10. One has to place value on the image of the rider but it does not override the overall impression of the horse and rider.
11. The movements made in the 'aire vaquero' should have the quality of spontaneity. Repetitive and monotonous movements will not be 'Doma Vaquera'.
12. The basic movements required constitute approximately 80% of the score. The rest of the exercises and movements elevate and compliment the technical level of Doma Vaquera.
13. The judge should score accurately the basic movements, walk, trot, canter, and gallop of the horse in their notes. The judge may comment positively or negatively on the manner of each movement performed.
14. The rider should be given higher scores for the spontaneity, diversity, style, alternation of walk and gallop, obedience of the horse and the risk the rider assumes according to the combinations of distinct movements.
15. The rules specify:
    a. All movements are to be made on both reins and if not done on both, it will not be considered complete and the points will not be more than 5 points.
    b. There are coefficients in the basic movements that are inscribed on the score sheet. This is for the rider to realize the more important movements.
    c. One must place much importance on the entrance and execution of the initial presentation of horse and rider. Those that do not show the proper respect and dignity, the 'air' of Doma Vaquera', must not receive more than 5 points.

AL246 Judging Criteria

1. The judge will sit at the end of the arena opposite from where the exhibitors enter. Each judge will be provided with a scribe who shall have the proper scorecard. The scribe will record the judges scoring (0-10) and give the card to the judge for their final review. All combinations (horse and rider) will line up in the arena for inspection. If they do not pass with a sufficient (5) score, they will not be allowed to perform the pattern. Points will be calculated at the end of each ride. Scorecards will be available to the contestant following the completion of the competition.

2. The movements are graded on a scale of 0 to 10 by the judge. The highest point is 10 the lowest is 0. Decimals are not permitted. The movements described on the tests are obligatory and in no case will be modified or simplified. Movements that are not completed will be penalized ten points.
3. SCORING: The scale of points is as follows:

10	excellent
9	very good
8	good
7	rather good
6	satisfactory
5	sufficient
4	insufficient
3	rather bad
2	bad
1	very bad
0	not executed

4. Freestyle: All the movements to be ridden are numbered in the order that they will be performed and listed on a score sheet to be given to the judge prior to the ride. The order and placement of the movements in the ring is at the election of the rider. Freestyle patterns must be submitted to the show management for delivery to the judge(s) one hour or more before the class starts. If the freestyle pattern is not submitted within the one hour or more time frame the rider must ride the prescribed pattern. No exceptions.
5. Rider that is eliminated is not able to claim a ribbon or award.
6. Eliminations:
   a. Entering ring before the signal.
   b. Entire horse exiting described arena during test.
   c. Evidence of fresh injuries or blood on the horse's nose, mouth, back or sides.
   d. Lameness of horse.
   e. Abuse of horse in the show ring and/or evidence that an act of abuse has occurred prior to or during the exhibition of a horse in competition.
   f. Improper attire or equipment to be penalized at judge's discretion
   g. Not entering ring within one minute of signal.
   h. Rider grabs reins in both hands. Use of two hands, except in case of Junior Horses wearing a bosal or snaffle bridle It is permissible to adjust rein length with free hand.
   i. Fall of horse and or rider. A horse is deemed to have fallen when its shoulder and/or hip, and/or underline touches the ground.
7. The basic level recommended time to complete is six minutes
8. Intermediate and Advanced levels recommended time to complete is eight minutes

AL247 Appointments

1. Basic and Intermediate at a local competition: Turn out of the horse and rider should be of one discipline and riding style (i.e. placement of hands and use of reins.) Junior horses may be ridden in a snaffle with two hands on the reins. Advanced shall use the same appointments that are appropriate at the Regional/National Show.

2. Basic, Intermediate, and Advanced at a Regional/National Competition: A Spanish Vaquera saddle of black or brown. No saddle pad may be used. Brown stripe or black and gray stripe blanket, to be tied in front, without the farm brand. Black or brown headstall, with or without a throatlatch, and a leather or braided horsehair (Mosquero), is to be used. The bit is a black curb type bit. Spurs are optional, if used they shall be black with white or brown spur straps.

3. Special Considerations: Long manes may be braided. No colored ribbons shall be used in the mane or tail. Martingales and leg protectors are prohibited. The horse may wear shoes or be unshod. Special sliding shoes are prohibited.

AL248 Attire

1. Basic and Intermediate at a local competition: Appropriate wardrobe is to be worn and the judge will have the final word on allowing an entry to show. The rule should apply for the particular discipline that is listed in the IALHA rule book. Advanced shall use the same attire that is appropriate at the Regional/National Show.
2. Basic, Intermediate, and Advanced at a Regional/National Competition: A TRAJE CORTO jacket in solid black or dark brown. The black jacket shall be worn with gray and black striped pants. The brown jacket (Calzona) provided that the silver ornaments (Caireles) are removed and the cuffs of the pants are turned up. A black Sevillano hat may be worn with gray striped pants and a brown Sevillano hat may be worn with brown pants. Also acceptable are jackets of grey, blue, green, and earthy colors. Female riders would wear the same attire or with a split skirt, but shall not have flowers or ornaments in their hair.

AL249 Gaits and Maneuvers

1. Reins are held in the left hand with the little finger between them. This is the only correct position and any other is considered a grave fault. The right hand is only used to adjust the length of the reins. The right hand is to be placed on the thigh with the thumb forward in the walk and trot. At the canter and gallop the right hand is crossed in front of the chest. (Exception: If horse is ridden in a snaffle, rider may use two hands on reins.)
2. One may not use the voice for aiding the horse, heavily penalized by the judge.
3. Contestant enters ring on right lead stopping in front of judge and saluting. This is also repeated at end of ride El Paso (walk):
4. The walk is a fundamental movement of Doma Vaquera. The horse must go with rhythm, swinging the mosquero with impulsion and rhythm. The rider must show to the judge, without hurrying, straightness on a line and curvature on a circle.
5. Circles: Circles at a walk must describe a complete circle, with measured regularity of steps, roundness of the circle, and the aids and position of the rider.
6. Half passes: Made with correct aids, curving toward direction of travel with the forehand leading the posterior.
7. Full pass: This is a half pass with as little as possible forward movement.
8. Turns on forehand and haunches:
   To be executed on a straight line, full turn, without losing impulsion, leaving in the same direction that it was initiated. The turn on the haunches at a walk is a classic movement. No rearward steps of the horse are allowed. Both are performed with constant cadence, head curved slightly in the direction of the turn. Horses will be penalized for not picking up their pivot leg.
9. Rein back: Straight, minimum of 6 steps back and 6 steps forward.
10. Gallop: The gallop, collected, working and extended, should be true and cadenced with impulsion, balanced and centered, and not on the forehand. Like the walk the rider should demonstrate to the judge with clarity and completeness the generousness and quality of the rider's mount.
11. Flying changes: Flying changes on the straight line constitute a secondary movement; it is a movement of adornment, of indisputable difficulty correctly executed.
12. Counter-canter: Counter canter done from a straight line or from a circle.
13. Rollbacks: Rollbacks are executed from good working gallop, the horse is well under itself, lifting its front and turning 180 degrees or 360 degrees, leaving with IMPULSION and the SAME lead that the horse initiated the exercise. The horse never stops moving.
14. Arrear: Not simply an extended gallop but the horse initiates a gallop extending its neck and utilizing its strength to develop an energetic gallop in a short space. The rider slows the gallop, turns and extends again in the opposite direction repeating the collection and turn. This is simply not an extended gallop but with much effort and the judge will reward with their points the higher the risk.
15. Fast stop: The fast stop should be made from an energetic gallop, rein back of at least 6 steps and leaving immediately on other lead, fast gallop, another fast stop with at least 6 steps of rein back. The final stop has to be made in front of the judge, the back legs well under the horse, immobile, and the horse obedient.

AL250 Patterns

Below are the patterns for each Doma Vaquera level. The Basic test is to be done as is listed, and the Intermediate and Advanced may do the pattern or a free style test, which is done only in the following manner. There are certain Required Elements and it is up to the exhibitor to choreograph their own ride. The free style

pattern must be submitted along with the proper score sheet to the judge prior to the ride. These movements excluding the halt, salute, on entry and exit, may be done in any order. Freestyle patterns must be submitted to the show management for delivery to the judge(s) one hour or more before the class starts. If the freestyle pattern is not submitted within the one hour or more time frame the rider must ride the prescribed pattern. No exceptions.

A. LEVEL I – BASICO – DESCRIPTION OF PATTERN

Figure 1: Enter the arena at A at the canter on the right lead. Canter A to I. At I stop, settle and salute the judge(s). After signal from judge(s) walk from I, G, M, B, X.

Figure 2: At X, turn right and walk to I. At I, make a 9m circle to the right. At I, make a 9m circle to the left. At I, walk to G and to H. At H, turn on haunches to the left 180 and continue to M.

Figure 3: At M, turn on forelegs 180º to the right. Walk to H, turn on forelegs 180º to the left and walk to G.

Figure 4: At G, stop for 4 seconds, rein back a minimum of 4 steps. Walk forward. At G, start working trot to M, B, X and I. At I, make a 9m circle to the right. At I, make a 9m circle to the left. At I, transition to a collected trot and continue to G, M and R.

Figure 5: At R, start canter and canter around the arena to E. At E, make an 18m circle to the right. At E canter to H. Before G, transition to the walk and continue to M. At M turn on haunches 180º to the right and continue to G.

Figure 6: After G and before H, start canter and continue to E. At E, make an 18m circle to the left.

Figure 7: At E, continue canter to K, A, I. At I, make a fast stop* and rein back immediately a minimum of 6 steps. After rein back, long walk to G, stop and salute judge(s).

Figure 8: After signal from judge(s) depart the arena at working walk.

*NOTE: The fast stop prescribed herein is NOT a sliding stop that is performed in reining classes.

LEVEL I DIAGRAMS OF PATTERN

Level I - Figure 1

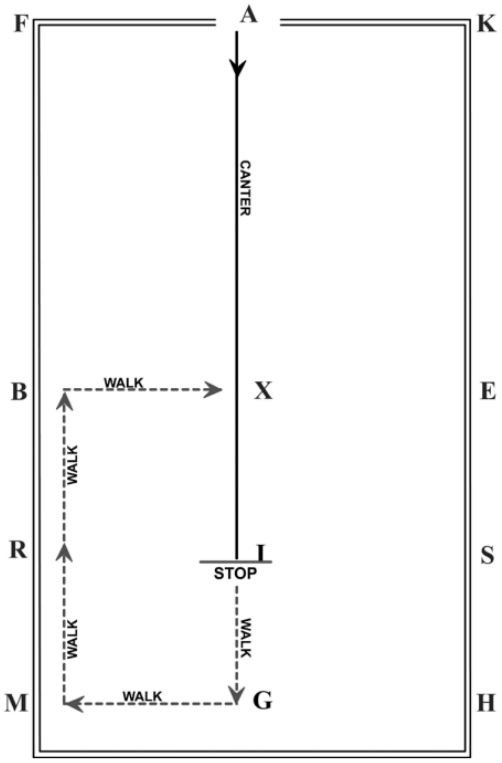

Level I - Figure 2

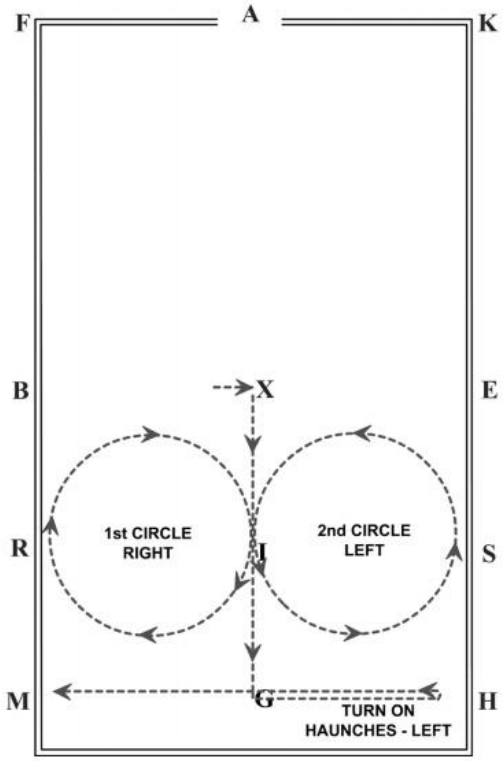

Level I - Figure 3

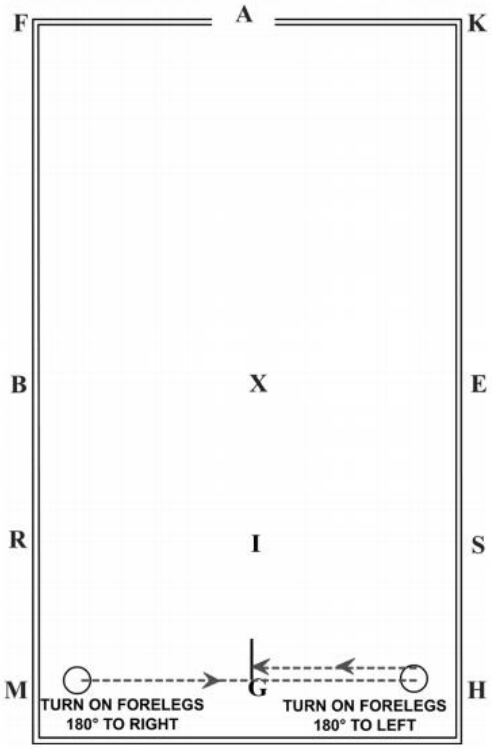

Level I - Figure 4

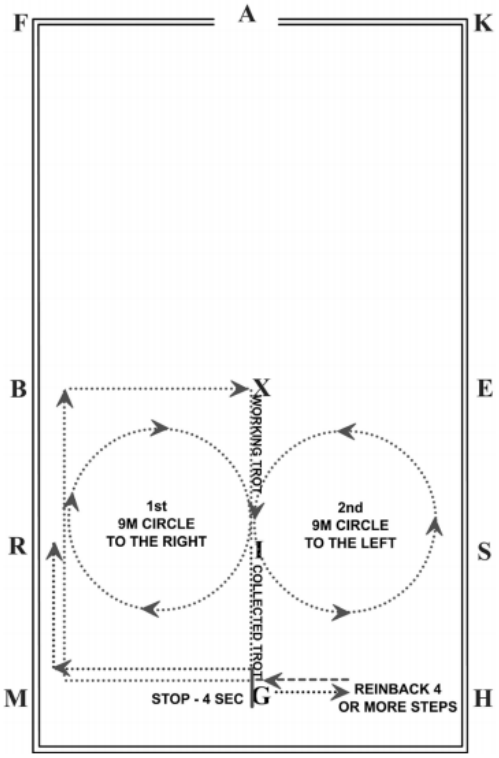

Level I - Figure 5

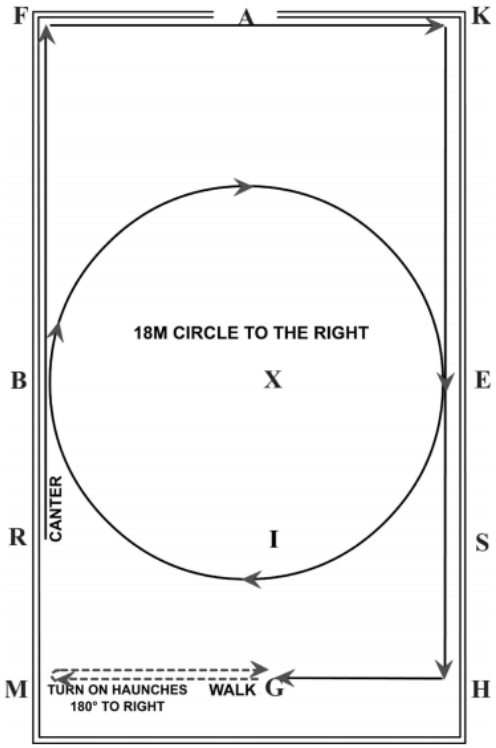

Level I - Figure 6

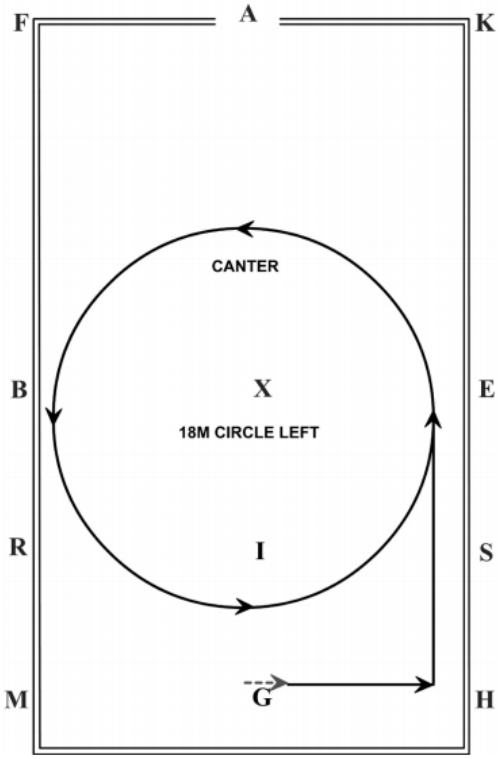

Level I - Figure 7

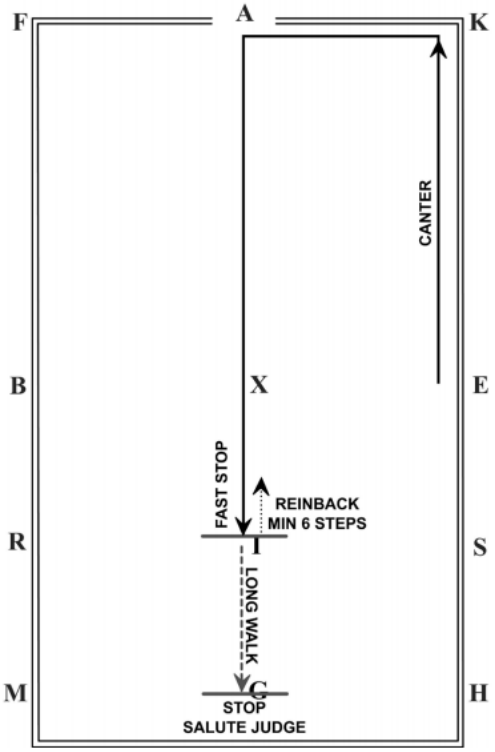

Level I - Figure 8

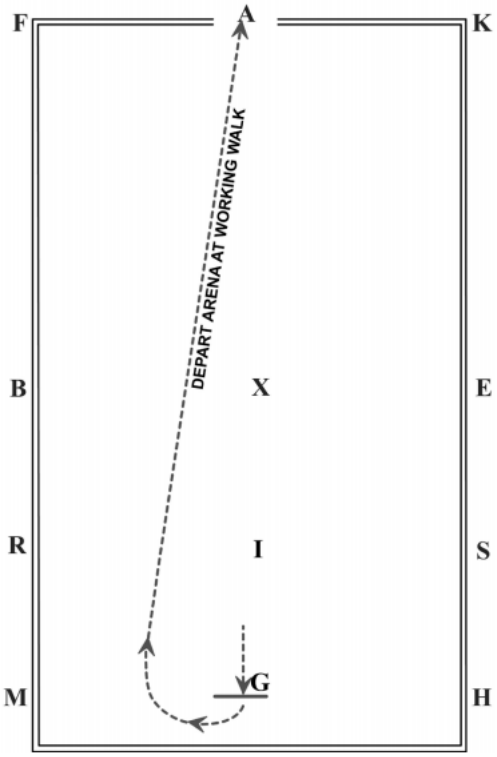

B. LEVEL II - INTERMEDIO - DESCRIPTION OF PATTERN

Figure 1: Enter the arena at A at the working canter on the right lead. Working canter to I, stop, settle and salute the judge(s). After judges' signal to begin, start collected walk from I to G, M, B and X.

Figure 2: Collected walk from X to I. At I, at the working walk, make a 9m circle to the right. At I, make a 9m circle to the left. At I, continue working walk to G, M. At M, turn left on haunches 180º and continue working walk to H. At H, turn right on haunches 180º and continue working walk to M.

Figure 3: At M, turn right on forelegs 180ºand continue working walk to H. At H, turn left on forelegs 180º and continue working walk to G. At G, stop for 4 seconds, rein back a minimum of six steps and continue working walk to M, B, X.

Figure 4: At X, continue working walk to G, H. After H, half pass left to arena center line and walk forward to X. At X, rollback right 180º then half pass to M. At M, rollback left 180º and continue working walk to R and stop.

Figure 5: Working canter from R to F, A and X. After X, canter half pass right to arena rail, between R and M make a flying lead change and continue canter around rail to H. After H, canter half pass left to centerline of arena and continue canter to X.

Figure 6: At X, canter a 9m circle to the left. At X, make a flying lead change and canter a 9m circle to the right. At X, make a flying lead change and canter towards A.

Figure 7: After X, on arena center line, rollback left 180º. Between X and G make a flying lead change. Canter to G, and rollback right 180º. Continue canter to X and then to F.

Figure 8: Canter F to A and turn right. Gallop from A to I. At I, perform a fast stop,* rein back a minimum of 6 steps and stop. Long walk to G, stop and salute judge(s). At signal from judge(s), depart the arena at working walk.

*NOTE: The fast stop prescribed herein is NOT a sliding stop that is performed in the United States reining shows.

LEVEL II DIAGRAMS OF PATTERN

Level II - Figure 1

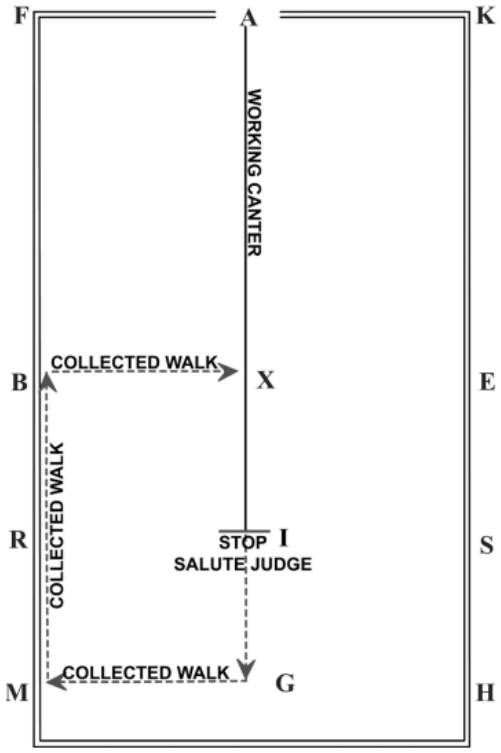

Level II - Figure 2

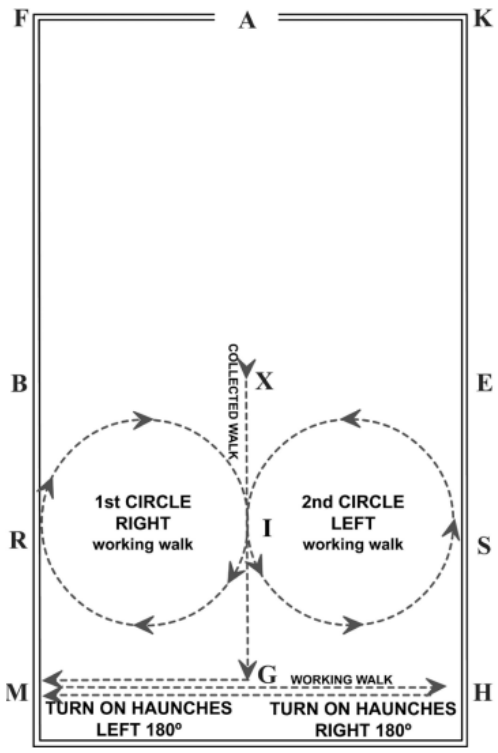

Level II - Figure 3

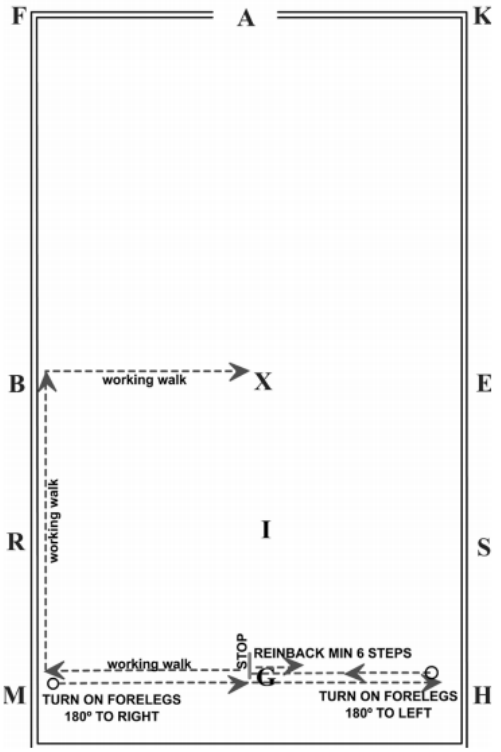

Level II - Figure 4

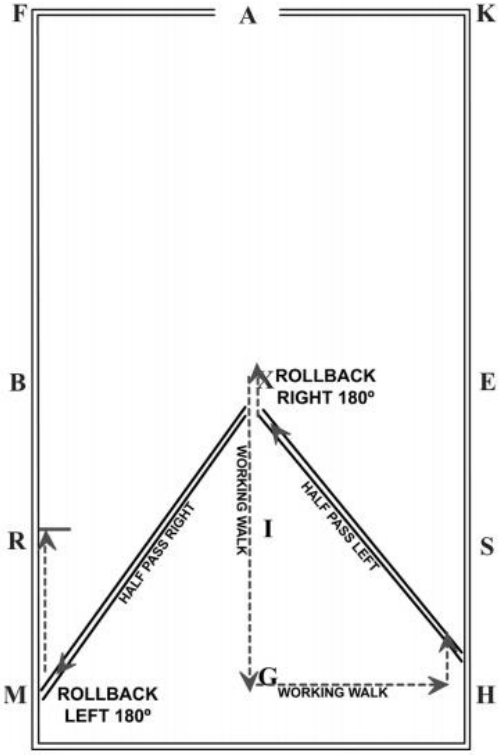

Level II - Figure 5

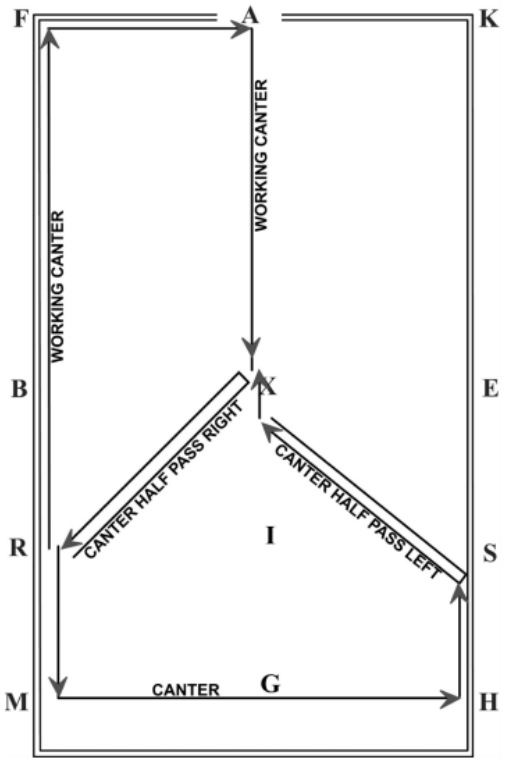

Level II – Figure 6

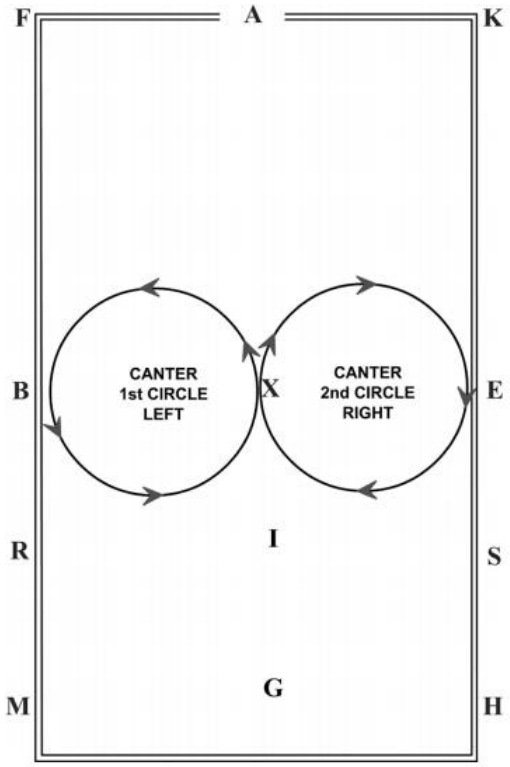

Level II - Figure 7

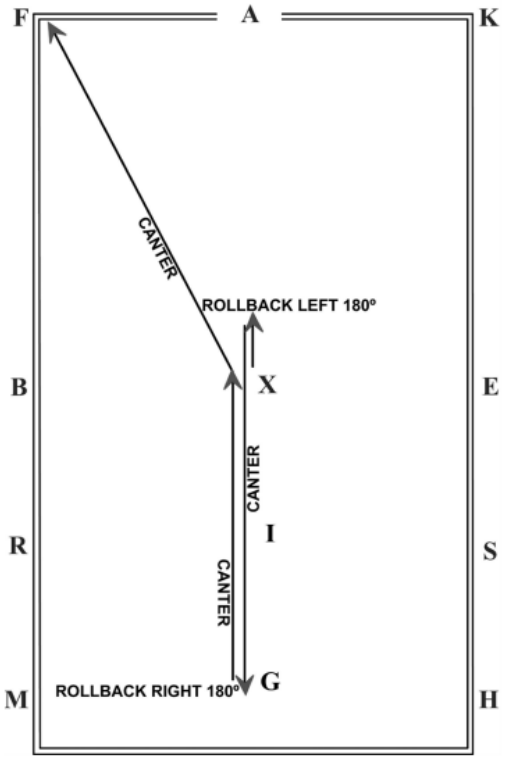

Level II - Figure 8

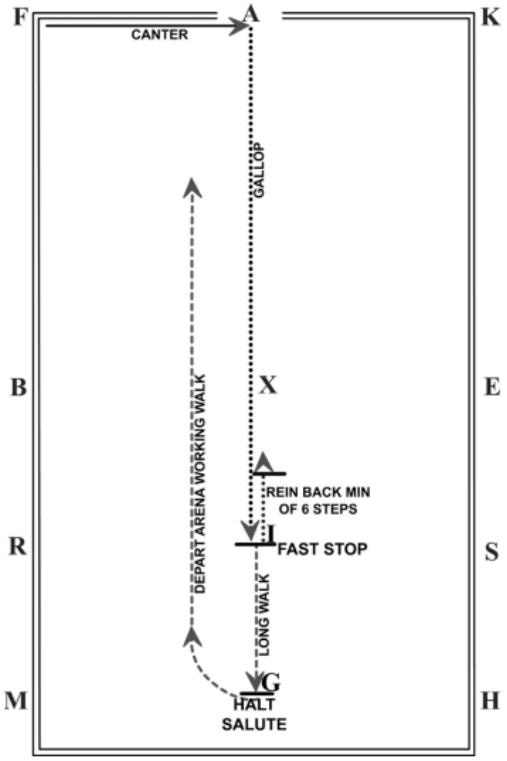

C. LEVEL III - ALTA - DESCRIPTION OF PATTERN

Figure 1: Enter the arena at A at the working canter on the right lead. Working canter to I, stop, settle and salute the judge(s). After judges' signal to begin, start collected walk from I to G, M, B. At B, turn right.

Figure 2: At X, turn right and transition to working walk. At I, Make a 9m circle to the right. At I, make a 9m circle to the left. At I, continue working walk to G, M. At M, turn left on haunches 180º and continue working walk to H. At H, turn right on haunches and continue to M.

Figure 3: At M, turn right on forelegs 180º and continue to H. At H, turn left on forelegs 180º and continue to G. At G, stop for 4 seconds, rein back a minimum of 6 steps and continue working walk to M, B and turn right.

Figure 4: At X, turn right. Continue working walk G, H. After H, half pass left to X. After X, rollback right 180º and half pass to M. At M, rollback left 180º and walk forward.

Figure 5: At R, full pass right to arena center line. Walk forward a minimum of 4 steps, full pass left to arena rail and walk to B.

Figure 6: At B, begin working canter to F, A, and X. At X, start canter half pass right to arena rail, between R and M make a flying lead change, and continue canter around arena to H. After H, canter half pass to X.

Figure 7: At X, make a flying lead change. Canter on arena centerline between X and A, rollback right 180º. At X, make a flying lead change. Between I and G, rollback left 180º. Continue canter to X. At X, make a 9m circle to the left. At X, make a flying lead change and make a 9m circle to the right.

Figure 8: At X, counter canter a 9m circle to the left. At X, change leads and counter canter a 9m circle to the right. At X, canter toward A. Before A, make a 360º spin left, canter forward, make a 360º spin right, and canter to A.

Figure 9: Continue canter from A to K. At K, canter diagonal to M making a flying lead change, before, at and after X. At M, turn left to G. At G, begin collected canter around arena to A.

Figure 10: At A, turn left and stop on arena center line. After stop, gallop straight to I and make a fast stop.* Rein back a minimum of 8 steps and long walk forward to G. At G, stop and salute judge(s) at judges' signal, depart arena at the working walk.

*NOTE: The fast stop prescribed herein is NOT a sliding stop that is performed in the United States reining shows.

LEVEL III DIAGRAMS OF PATTERN

Level III - Figure 1

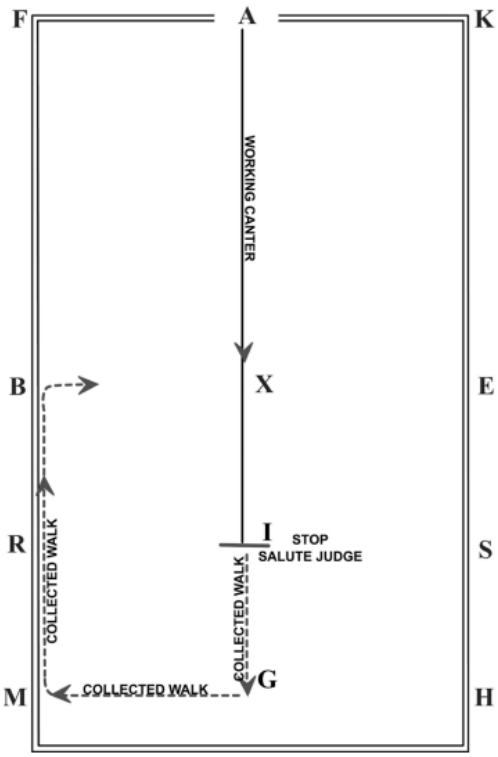

Level III - Figure 2

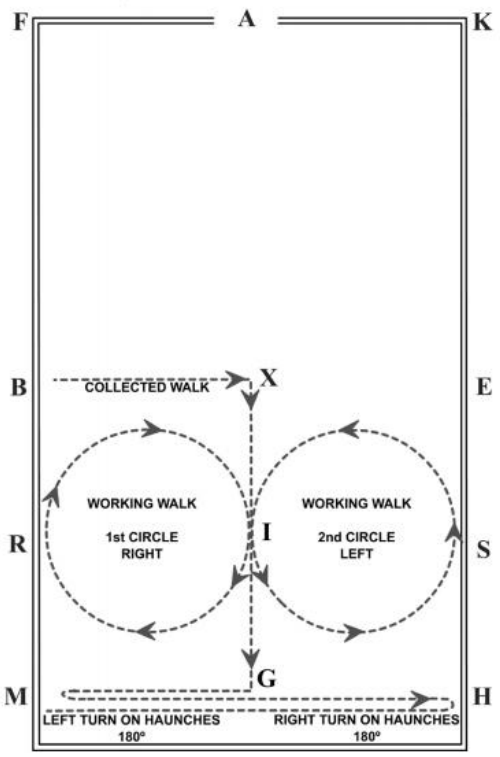

Level III - Figure 3

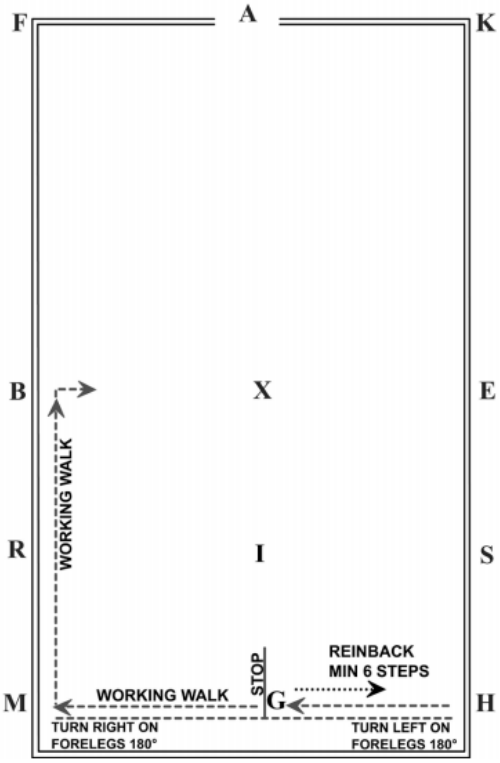

Level III - Figure 4

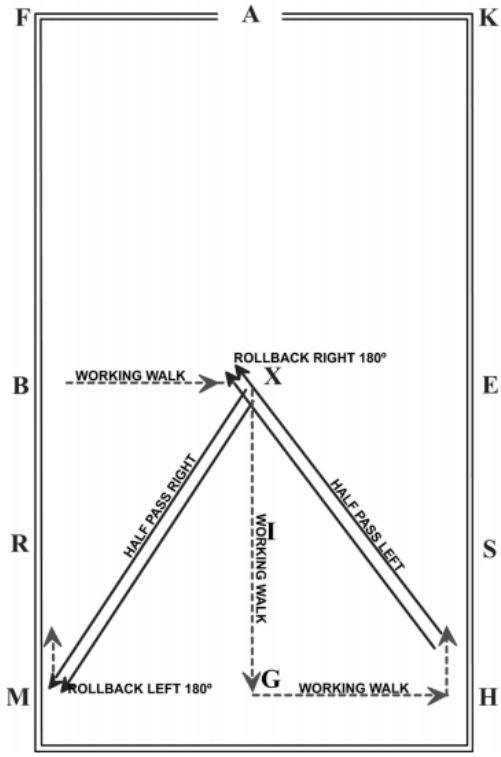

Level III - Figure 5

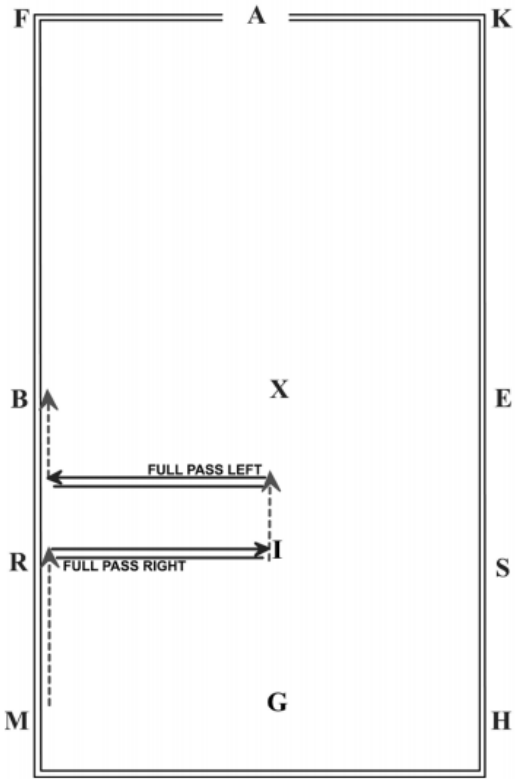

Level III – Figure 6

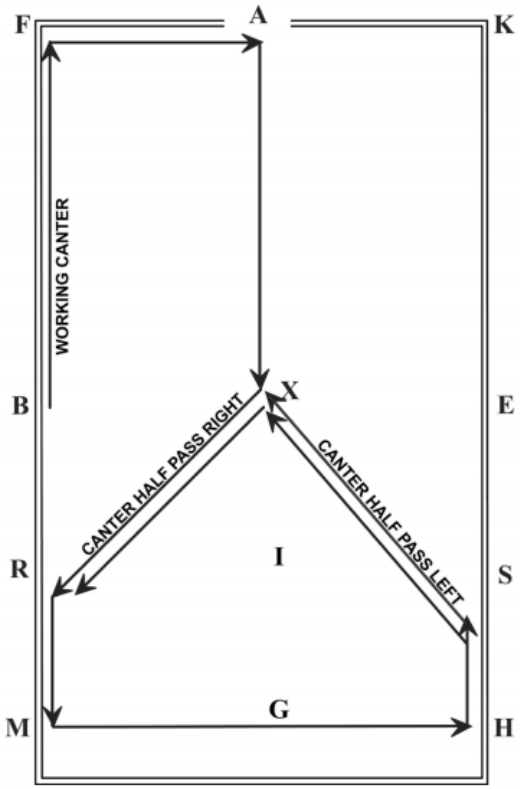

Level III - Figure 7

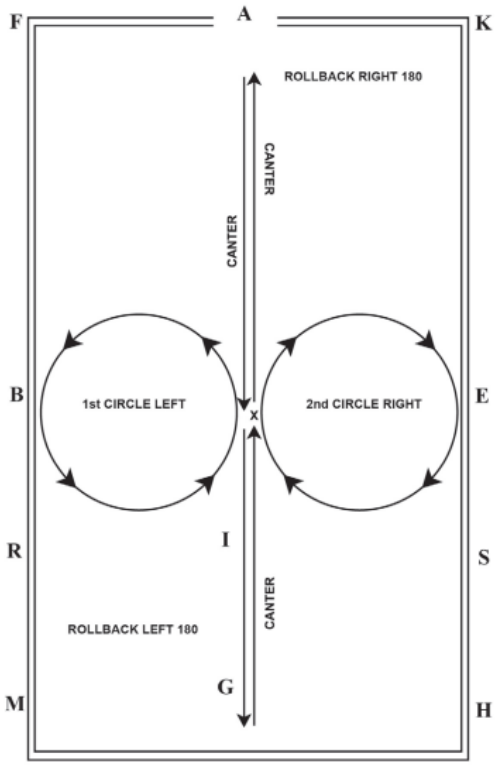

Level III - Figure 8

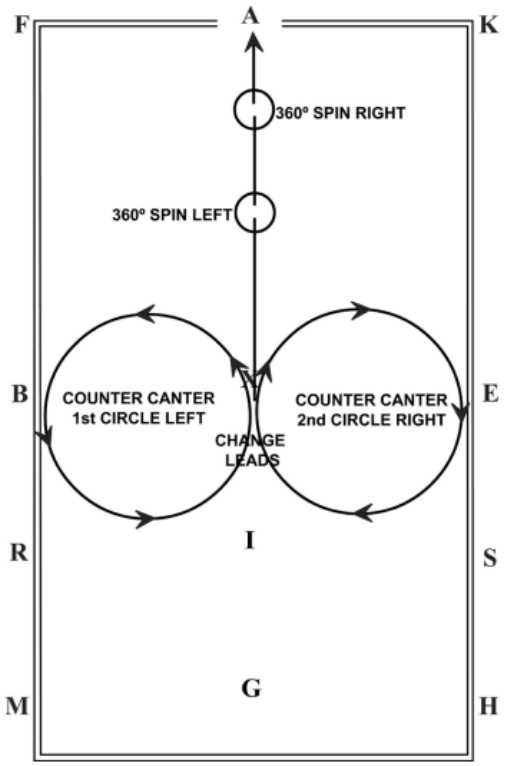

Level III - Figure 9

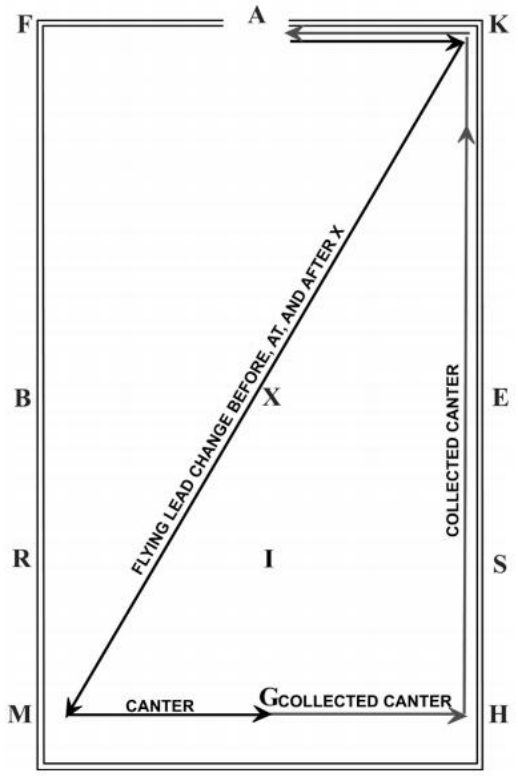

Level III – Figure 10

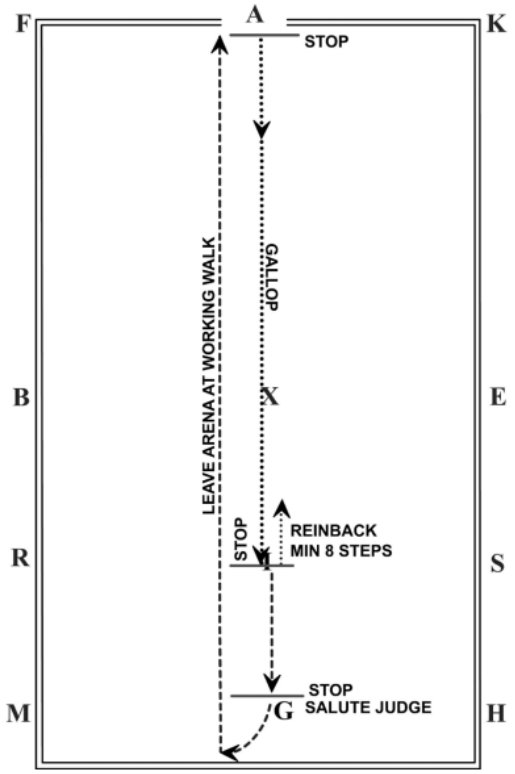

CHAPTER AR PUREBRED ARABIAN, HALF-ARABIAN, AND ANGLO-ARABIAN DIVISION, ARABIAN DIVISION HEREIN AFTER

SUBCHAPTER AR-1 GENERAL SECTION

AR101 General

AR102 Eligibility to Compete

AR103 AHA Exhibitor Membership and Competition Entry Requirements

AR104 Breed Standards

AR105 Conduct, Specifications, Soundness and Welfare of the Horse

AR106 Shoeing Regulations, Artificial Markings and Appliances

AR107 Requirements for Competition Management

AR108 Time Outs

AR109 Falls

AR110 Abbreviations of Class Specifications/Junior Exhibitor/Amateur Requirements/Ages

AR111 Protective Headgear

AR112 Numbers and Appointments

SUBCHAPTER AR-2 PUREBRED ARABIAN BREEDING/GELDING IN-HAND SECTION

AR113 Conduct and Procedures

AR114 Appointments

AR115 Penalties/Eliminations

AR116 Procedure

AR117 Specifications

AR118 Breeding/Geldings In-Hand Championships

AR119 Get of Sire and Produce of Dam

AR120 Most Classic Arabian

AR121 Classic Head

SUBCHAPTER AR-3 HALF-ARABIAN/ANGLO-ARABIAN BREEDING/GELDING IN-HAND SECTION

AR122 Conduct

SUBCHAPTER AR-4 PERFORMANCE halter SECTION

AR123 General

AR124 Conduct

AR125 Procedures

AR126 Appointments

AR127 Penalties

SUBCHAPTER AR-5 PERFORMANCE SECTION

AR128 General Performance Classes

AR129 General Performance Championships

SUBCHAPTER AR-6 PARK HORSE SECTION

AR130 Conduct

AR131 Appointments

AR132 Qualifying Gaits

AR133 Park Horse Class Specifications

SUBCHAPTER AR-7 ENGLISH PLEASURE SECTION

AR134 Conduct

AR135 Appointments

AR136 Qualifying Gaits

AR137 English Pleasure Class Specifications

SUBCHAPTER AR-8 COUNTRY ENGLISH PLEASURE SECTION

AR138 Conduct

AR140 Appointments

AR141 Qualifying Gaits

AR142 Country English Pleasure Class Specifications

SUBCHAPTER AR-9 HUNTER PLEASURE SECTION

AR143 Conduct

AR144 Appointments

AR145 Qualifying Gaits

AR146 Hunter Pleasure Class Specifications

SUBCHAPTER AR-10 WESTERN PLEASURE SECTION

AR147 Conduct

AR148 Appointments

AR149 Qualifying Gaits

AR150 Western Pleasure Class Specifications

SUBCHAPTER AR-11 LADIES SIDE SADDLE SECTION

AR151 Conduct

AR152 Appointments

AR153 Qualifying Gaits

AR154 Ladies Side Saddle Class Specifications

SUBCHAPTER AR-12 MOUNTED NATIVE COSTUME SECTION.

AR155 Conduct

AR156 Appointments

AR157 Qualifying Gaits

AR158 Mounted Native Costume Class Specifications

SUBCHAPTER AR-13 ENGLISH SHOW HACK SECTION.

AR159 Conduct

AR160 Appointments
AR161 Qualifying Gaits
AR162 English Show Hack Class Specifications

SUBCHAPTER AR-14 WORKING HUNTER SECTION

AR163 Conduct
AR164 Judging
AR165 Courses
AR166 Height of Obstacles
AR167 Appointments
AR168 Working Hunter Division Class Specifications
AR169 Sections and Championships
AR170 Working Hunter Championship Ties
AR171 Working Hunter Derby

SUBCHAPTER AR-15 JUMPER SECTION

AR172 Conduct
AR173 Scoring Tables and Faults
AR174 Jumper Course Requirements
AR175 Appointments
AR176 Jumper Class Specifications

SUBCHAPTER AR-16 DRESSAGE SECTION

AR177 Conduct
AR178 Dressage Classes Breaking Ties

SUBCHAPTER AR-17 SPORT HORSE SECTION

AR179 Purpose
AR180 General
AR181 Sport Horse In-Hand Classes
AR182 Sport Horse Scoring In-hand Procedures
AR183 Sport Horse In-Hand Appointments
AR184 Sport Horse Under Saddle Class Procedures
AR185 Sport Horse Under Saddle Appointments (Tack & Attire)
AR186 Sport Horse Show Hack Class Procedures
AR187 Sport Horse Show Hack Appointments (Tack & Attire)
AR188 Sport Horse Qualifying Gaits
AR189 Sport Horse Class Specifications
AR190 Sport Horse Showmanship

SUBCHAPTER AR-18 EVENTING SECTION

AR191 General

SUBCHAPTER AR-19 CARRIAGE PLEASURE DRIVING SECTION

AR192 General

SUBCHAPTER AR-20 COMBINED DRIVING SECTION

AR193 General

SUBCHAPTER AR-21 FORMAL DRIVING SECTION

AR194 Conduct

AR195 Tack

AR196 Qualifying Gaits

AR197 Formal Driving Class Specifications

SUBCHAPTER AR-22 PLEASURE DRIVING SECTION

AR198 Conduct

AR199 Tack

AR200 Qualifying Gaits

AR201 Pleasure Driving Class Specifications

SUBCHAPTER AR-23 COUNTRY PLEASURE DRIVING SECTION

AR202 Conduct

AR203 Tack

AR204 Qualifying Gaits

AR205 Country Pleasure Driving Class Specifications

SUBCHAPTER AR-24 ROADSTER SECTION

AR206 Conduct

AR207 Appointments

AR208 Qualifying Gaits

AR209 Arabian Roadster Class Specifications

SUBCHAPTER AR-25 COMBINATION CLASSES SECTION

AR210 Conduct

AR211 Tack and Gaits

AR212 Combination Class Specifications

SUBCHAPTER AR-26 WORKING WESTERN SECTION

AR213 Working Western General

AR214 Working Western Definitions

AR215 Appointments

AR216 Judging of Gaits

AR217 Conduct

AR218 General Scoring

AR219 Reining General

AR220 Reining Horse Patterns

AR221 Reining Horse Class Specifications
AR222 Reining Scoring-Refer to NRHA handbook
AR223 Western/English/In-Hand Trail General
AR224 Trail Class Types
AR225 Trail Course Designer
AR226 Class Specifications
AR227 Trail Course Information
AR228 Trail Scoring
AR229 Walk-Trot/Jog Trail Class Requirements
AR230 Working Cow Horse General
AR231 Working Cow Horse Class Specifications
AR232 Working Cow Horse Scoring
AR233 Reined Cow Horse and Herd Work General
AR234 Reined Cow Horse and Herd Work Classes
AR235 Reined Cow Horse and Herd Work Class Specifications
AR236 Reined Cow Horse and Herd Work Scoring
AR237 Cutting
AR238 Western Riding General
AR239 Western Riding Patterns
AR240 Western Riding Scoring
AR241 Ranch Riding General
AR242 Ranch Riding Appointments and Conduct
AR243 Ranch Horse Riding Walk-Trot 10 & Under General
AR244 Ranch Horse Riding Walk-Trot 10 & Under Appointments
AR245 Ranch Riding Patterns for Walk-Trot 10 & Under
AR246 Ranch Riding Patterns
AR247 Ranch Horse Scoring
AR248 Ranch Rail Pleasure General
AR249 Ranch Rail Appointments and Conduct
AR250 Ranch Rail Class Specifications
AR251 Ranch Rail Scoring
AR252 Ranch Horse Rail Pleasure Walk-Trot 10 & Under General
AR253 Ranch Horse Rail Pleasure Walk-Trot 10 & Under Appointments
AR254 Ranch Horse Rail Pleasure Walk-Trot 10 & Under Class Specifications
AR255 Ranch Horse Rail Pleasure Walk-Trot 10 & Under Scoring
AR256 Versatility Ranch Horse Division (VRH) General
AR257 Versatility Ranch Horse Division Appointments and Conduct
AR258 Versatility Ranch Horse Division Scoring

AR259 Versatility Ranch Horse Division Judging Procedures
AR260 VRH Ranch Riding General
AR261 VRH Ranch Riding Class Specifications
AR262 VRH Ranch Riding Scoring
AR263 VRH Ranch Trail General
AR264 VRH Ranch Trail Course Information
AR265 VRH Ranch Trail Course Obstacles
AR266 VRH RanchTrail Scoring
AR267 Ranch Horse Trail Walk-Trot 10 & Under General
AR268 Ranch Horse Trail Walk-Trot 10 & Under Appointments
AR269 Ranch Horse Trail Walk-Trot 10 & Under Course Information
AR270 VRH Ranch Reining General
AR271 VRH Ranch Reining Scoring
AR272 VRH Ranch Cow Work General
AR273 VRH Ranch Cow Work Class Specifications
AR274 VRH Ranch Cow Work Scoring
AR275 VRH Limited Ranch Cow Work Amateur/Youth (Box – Drive – Box - Drive) General
AR276 VRH Limited Ranch Cow Work Amateur/Youth (Box – Drive – Box-Drive) Class Specifications
AR277 VRH Limited Ranch Cow Work Amateur/Youth (Box-Drive-Box-Drive) Scoring
AR278 VRH Ranch Cutting General
AR279 VRH Ranch Cutting Class Specifications
AR280 VRH Ranch Cutting Scoring
AR281 VRH Ranch Conformation General
AR282 VRH Ranch Conformation Appointments
AR283 VRH Ranch Conformation Class Specifications
AR284 VRH Ranch Conformation Scoring

SUBCHAPTER AR-27 WESTERN DRESSAGE

AR285 Conduct
AR286 Western Dressage Classes Breaking Ties

SUBCHAPTER AR-28 EQUITATION SECTION

AR287 Regulations for All Seats
AR288 Hunter Seat Equitation
AR289 Saddle Seat Equitation
AR290 Western Seat Equitation
AR291 Western Horsemanship
AR292 Class Conduct
AR293 Rider Position
AR294 Rider Position in Extended Gaits

AR295 Appointments

AR296 Tests From Which Judges Must Choose

AR297 Reining Seat Equitation

AR298 Dressage Seat Equitation

AR299 AHA Medal Class Requirements

SUBCHAPTER AR-29 SHOWMANSHIP SECTION

AR300 General

AR301 Class Conduct

AR302 Judging Guidelines

AR303 Tests From Which the Judge May Choose:

AR304 Scoring

SUBCHAPTER AR-30 WALK-TROT/WALK -JOG AND 10 & UNDER SECTION

AR305 Class Requirements

AR306 Conduct

AR307 Appointments

AR308 Qualifying Gaits

AR309 Walk-Trot/Walk-Jog Equitation Class Specifications

AR310 Walk Trot/Jog Pleasure Class Specifications

AR311 Walk-Trot/Dressage Class Specifications (Requires Dressage Judge)

AR312 Walk-Jog/Western Dressage Class Specifications (Requires Western Dressage Judge)

AR313 Sport Horse Under Saddle Walk-Trot 10 & Under (Requires a judge licensed to adjudicate Sport Horse classes)

AR314 Walk/Trot-Jog Trail Class Specifications

AR315 Cross Rails Specifications

AR316 Short Stirrup Reining Specifications

SUBCHAPTER AR-31 ATR/JTR/AATR WALK-TROT/WALK-JOG 11 AND OVER SECTION

AR317 Class Requirements

AR318 Conduct

AR319 Appointments

SUBCHAPTER AR-32 LEADLINE SECTION

AR320 General

AR321 Conduct

AR322 Appointments

SUBCHAPTER AR-33 GYMKHANA SECTION

AR323 General

AR324 Appointments

AR325 Penalties

AR326 Pole Bending Class

AR327 Barrel Class

SUBCHAPTER AR-34 MISCELLANEOUS SECTION

AR328 Versatile Horses

AR329 Pairs English or Western

CHAPTER AR PUREBRED ARABIAN, HALF-ARABIAN, AND ANGLO-ARABIAN DIVISION, ARABIAN DIVISION HEREIN AFTER

For further information regarding the conduct of Arabian competitions, contact the Arabian Horse Association (AHA), 6030 Greenwood Plaza Blvd. #100, Greenwood Village, CO, 80111, (303) 696-4500 or www.arabianhorses.org.

SUBCHAPTER AR-1 GENERAL SECTION

AR101 General

1. In the event the Arabian division or section rule makes a clear exception to a general rule, or clearly departs from a general rule, the Arabian Division or section rule shall govern; in all other instances, Federation General Rules Chapters 1-13 shall take precedence.
2. For rules not covered in the Federation rulebook in regard to Arabian Competitions, the following chapters of the current AHA Handbook govern.
   a. Chapter 11 AHA Recognized Qualifying shows and Events
   b. Chapter 15 AHA Open Qualifying Competitions
   c. Chapter 18 Arabian Breeders Sweepstakes Program
   d. Chapter 19 National Breeding and In-Hand Futurity Program
   e. Chapter 20 National Performance Futurity and Maturity Program
      (Exceptions: local classes, local futurities/maturities, restricted-area jackpots, local sweepstakes.) The Handbook is available through AHA or can be viewed on the AHA website at: www.arabianhorses.org.
3. AHA Score sheets referenced throughout this division may be obtained by contacting AHA in writing or by downloading from the AHA website: www.arabianhorses.org

AR102 Eligibility to Compete

1. Purebred Arabian Horses shown in the Arabian Division must have been issued a certificate of registration from either the Arabian Horse Registry of America, Inc., the Arabian Horse Association as a Purebred Arabian and/or the Canadian Arabian Horse Registry as a Purebred Arabian (or in the case of a foreign entry, which has not been issued said certificate of registration, have been issued a Competition Visa by the Arabian Horse Association).
2. Half-Arabian/Anglo-Arabian Horses shown in the Arabian division must have been issued a certificate of registration from the International Arabian Horse Association or the Arabian Horse Association or the Canadian Partbred Arabian Registry as a Half-Arabian or Anglo-Arabian.
3. Purebred Arabian, Half-Arabian and Anglo-Arabian horses, if under one year of age, must be eligible for registry, and registration applied for and must be entered under their full registered name.

AR103 AHA Exhibitor Membership and Competition Entry Requirements

1. Each competitor in an Arabian Horse Association recognized Arabian Division, at the time of entry into a competition, must submit a copy of a valid AHA membership/Competition card (Exception: this requirement is optional if indicated as such in the prize list), join AHA or pay an AHA Single Event Membership fee per competitor.
   a. When an agent signs for the owner at an AHA recognized competition, both the owner and agent must be members of AHA or pay the AHA Single Event Membership.
   b. Single Event Membership is not acceptable at AHA Regional or National competitions.
   c. Exhibitors in 10 & Under Walk-Trot classes are exempt from AHA Membership requirements at qualifying competitions, but must have an AHA Membership with Competition Card at AHA Regional and National competitions.

d. Exhibitors in Lead Line classes or Parents/Guardians signing for minors are exempt from AHA Membership requirements.

2. A copy of the registration papers showing the current owner of record with the Arabian Horse Association may be optional as indicated in the prize list. If required, the copy must be submitted with the entry form at the time of making entry; competition management is responsible for notifying exhibitors of this requirement.
   a. Exception: Horses under one year of age that are eligible for registry and registration applied for. (Only weanlings that have had registration applied for may show without registration papers.)
   b. Upon request a copy of the registration papers will be returned when exhibitors pick up their numbers. In the case of a sale or lease, it is required that a contract of the sale or lease, or statement from owner be submitted with the copy of the registration papers.

AR104 Breed Standards

1. Purebred Arabians: Comparatively small head, profile of head straight or preferably slightly concave below the eyes; small muzzle, large nostrils, extended when in action; large, round, expressive, dark eyes set well apart (glass eyes shall be penalized in Breeding classes); comparatively short distance between eye and muzzle; deep jowls, wide between the branches; small ears (smaller in stallions than mares), thin and well shaped, tips curved slightly inward; long arched neck, set on high and running well back into moderately high withers; long sloping shoulder well laid over with muscle; ribs well sprung; long, broad forearm; short cannon bone with large sinew; short back; loins broad and strong; croup comparatively horizontal; natural high tail carriage. Viewed from rear, tail should be carried straight; hips strong and round; well muscled thigh and gaskin; straight, sound, flat bone; large joints, strong and well defined; sloping pasterns of good length; round feet of proportionate size. Height from 14.1 to 15.1 hands, with an occasional individual over or under. Fine coat in varying colors of bay, chestnut, grey and black. Dark skin, except under white markings. Stallions especially should have an abundance of natural vitality, animation, spirit, suppleness and balance.
2. Half-Arabian/Anglo-Arabians: The head should be attractive, with an eye that reflects a good disposition and character; withers well defined, coupled with a strong back that will easily carry and hold a saddle; shoulders and pasterns sloping and conducive to a free, light springy gait and long stride; feet, sound and strong, well conformed. True and straight forward action, winging and paddling to be penalized.
3. Half-Arabians/Anglo-Arabians may be of any size and may show characteristics of any other breed.

AR105 Conduct, Specifications, Soundness and Welfare of the Horse

1. All horses, except horses entered in Sub-Chapter 28 Equitation and Sub-Chapter 29 Showmanship classes, must be serviceably sound.
   a. All horses must be in good condition. All horses must have vision in at least one eye in order to compete in any class except Breeding/Gelding In-Hand classes, where horses must have vision in both eyes.
   b. The official veterinarian's decision, if requested by the judge as to the serviceable soundness of a horse (i.e., whether the horse shows evidence of lameness, broken wind, or complete loss of sight in either eye), will be final for the purpose of awarding ribbons in the class for which the veterinarian has been called.
2. Natural Arabian Appearance
   a. An "altered" tail as determined by an evidential proceeding, civil, criminal, or administrative hearing, arbitration, or other tribunal finding renders the horse ineligible to enter and compete in any Arabian Division class. No horse may compete in a class in the Arabian Division with a tail carriage that has been altered in any manner or by any means. Violations of this rule are considered serious infractions because such alterations constitute misrepresentations of the breed type.
   b. An "unnatural" tail is deemed, by a judge's opinion, to be carried in a manner not consistent with the typical Arabian or Half-Arabian type. Judges are required to penalize a horse exhibiting unnatural Arabian tail carriage. Conversely, horses with natural Arabian tail carriage showing expression that is not angry or

offensive shall not be penalized. A horse's tail carriage shall be considered "unnatural" when it is obviously and consistently carried in an unnatural manner throughout its performance in a class.

i. In all non-scored classes, a horse exhibiting an unnatural Arabian tail carriage must be penalized and positioned last in the class.
ii. In all scored classes, a horse exhibiting an unnatural Arabian tail carriage must be assessed a 10-point penalty. Exception: Hunter/Jumper and Breeding In-Hand classes using the Score Sheets will utilize the penalty outlined in AR105.2.b.i.
iii. Dressage and Western Dressage are exempt from AR105.2.b.i and .ii

3. Ginger, Capsaicin, and Other Irritants.
   a. No horse may compete in a class in the Arabian Division with any chemical or other Irritant of any kind present on its anus, vulva, rectal area or vaginal area, regardless of the origin of the irritant and whether it was applied or its presence resulted from dietary, environmental or unknown origins, and whether the horse's tail carriage was affected by its presence.
   b. The trainer (See GR148 Trainer Definition and GR404 Responsibility and Accountability of Trainers), owners, and their agents, of a horse entered to compete in a class in the Arabian Division are insurers of the horse's condition and compliance with this Rule, and accordingly they are responsible and accountable for safeguarding the horse and controlling its diet and environment prior to, during and following the class, and at the time of the sampling provided for below, so as to prevent exposure to a chemical or other irritant of any kind, regardless of its origin, whether exposure was intentional, and whether the horse's tail carriage was affected by its presence. These individuals/entities are subject to disciplinary action should the sampling and testing provided for below be positive for the presence of a chemical or irritant of any kind.
   c. Any trainer, owner, agent or other person who administers, attempts to administer, instructs, aids, conspires with another to administer, or employs anyone who administers or attempts to administer a chemical or other irritant of any kind onto the anus, vulva, rectal area or vaginal area of a horse entered to compete in a class in the Arabian Division shall be subject to penalties as provided for in f. below.
   d. The Federation may cause the collection of swab samples and have tested substances present on the anus, vulva, rectal area or vaginal area of horses following their exit from the ring, in connection with a class in the Arabian Division as follows:
      1. The Federation shall choose all horses in such a class to be sampled, or may select one or more placings from the class for sampling, or may select some of the horses from such a class for sampling. In making such selections, the Federation will act on the advice of the Federation Drugs & Medications Administrator and may act on the request of competition management and/or a judge of the class but is not required to do so;
      2. After notification by the Federation that swab sampling will occur, competition management shall appoint only a licensed veterinarian or veterinarians to supervise the sampling, who may utilize technicians working under direct supervision of the veterinarian(s);
      3. That this veterinarian/veterinarian(s) work under the Federation Drugs and Medications Administrator's direction for these duties;
      4. Competition management shall ensure that the appointed veterinarian coordinates with the Federation Drugs & Medication Administrator to implement the chain of custody required by the laboratory for identifying the horse from which each sample was taken;
      5. Competition management shall ensure that the appointed veterinarian follows the instructions of the Federation Drugs and Medication Administrator by forwarding the samples for testing to the Iowa State University Laboratory or another comparable laboratory acceptable to the Federation, and shall implement the chain of custody required by the laboratory for transporting the samples to and from the laboratory and while at the laboratory; and
      6. All results will be reported to the Federation Drugs & Medication Administrator only.
   e. The trainer, owner, and their agents of a horse competing in a class in the Arabian Division must submit to the above sample collections performed by representatives of competition management, and they must do so with no unnecessary delays. They must cooperate with the sample collection personnel as defined

above exhibiting polite attitude and actions toward them and must assist them by helping to restrain the horse properly during the sample collections).

f. In the event the Hearing Committee determines a violation has occurred, the trainer, owner and/or their agents each shall be subject to any and all penalties imposed by the Hearing Committee at its discretion pursuant to Chapter 7, including suspensions, fines, and the revocation and redistribution of winnings, notice or notices of which shall be published on the Federation's website. The suggested minimum penalty for a first offense is the revocation of all the horse's winnings in connection with the entire competition in question, and a suspension of 60 days with a fine of $2500. Subsequent violations of this rule by any of the above individuals/entities shall be subject to such greater penalties as determined at the discretion of the Hearing Committee.

4. Any action(s) against a horse by an exhibitor, which are deemed excessive by a judge, Federation steward or competition veterinarian, in the competition ring or anywhere on the competition grounds may be punished by official warning, elimination, or other sanctions which may be deemed appropriate by the show committee. Such action(s) could include, but are not limited to excessive use of whip, spurs, or bamboo poles.
5. Judges must eliminate from judging consideration any horse which shows aggression or discontent toward its handler, rider or any person in the ring. A judge must order from the ring any rider, driver or handler who exhibits inappropriate or dangerous behavior or whose actions would in any way threaten the safety of any exhibitor, their entries or the safety of class officials.
6. Horses showing signs of undue stress or inhumane treatment must be penalized. The exhibition of a horse that has a cut or abrasion showing clear evidence of fresh blood in the mouth, nose, chin, shoulder, barrel, flank or hip area must be considered to be ineligible to receive an award in that respective class. Judges must excuse from the ring any horse that possesses a whip mark (welt) on any portion of the horse. A whip mark or welt is an inflammation of skin and subcutaneous tissue resulting in a swelling and in extreme cases is an abrasion or laceration.
   a. The cardinal signs of inflammation include heat, pain, (sensitivity to palpation) and swelling.
   b. The judge(s)' finding of fact with respect to the presence or absence of a whip mark (welt) evident during a class shall be final and no appeal may be taken thereon.
   c. In a class that is judged by more than one judge, if a judge in that class believes that an entry has a whip mark, that entry must be examined by all judges of that class and each judge must determine if a whip mark exists. If a majority of the judges of that class determine that a whip mark exists, then the entry must be excused from the ring, according to the specifications set forth in this Rule. If a majority of the judges determine there is not a whip mark, then each judge who is of the minority opinion shall have the authority to eliminate said entry from further consideration.

AR106 Shoeing Regulations, Artificial Markings and Appliances

1. Any machine made shoe (keg), or handmade shoe made of magnetic steel, mild steel, aluminum, rubber or other non-metallic shoe is allowed. Shoes made of tungsten carbide are prohibited.
   a. No part of the shoe may exceed the dimensions of 3/8 inch thick by 1 1/8 inches wide (nail heads and/or toe clips are not considered when measuring the shoe). Aluminum, rubber or other non-metallic shoes are exempt from the dimension requirements.
   b. In the case of a bar shoe, there may be only one bar, which must be either a straight bar, or an egg bar.
      1. A straight bar can be located anywhere within the circumference of the shoe.
      2. The egg bar is defined as an uninterrupted, oval shaped shoe.
      3. A bar is part of the shoe and must not exceed the dimensions of 3/8" thick by 1 1/8" wide at any point on the shoe, nor may the bar extend below the ground surface of the shoe.
   c. If a shoe band is used, it may be attached to either the shoe, or the pad if present.
2. Shoeing restrictions based on age of horse or class in which exhibited.
   a. Horses less than two years of age must be shown barefoot.
   b. Horses two years of age may be shown with a shoe in accordance with AR106.1 However, the use of a bar shoe, or pad(s) of any type or configuration between hoof and shoe is strictly prohibited.
   c. Horses three years old, may not have any type of bar shoe.

3. Maximum overall length of toe is:
   a. 4 ¾ inches for purebred Arabians.
   b. 5 ¼ inches for Half-Arabians and Anglo- Arabians.
   c. The overall length of toe includes shoes and any pad(s) present.
4. Method of measuring toe, shoe and pad.
   a. Using a six (6) inch metal ruler, the length of the toe is determined by measuring the front of the hoof, in the center, from the hairline to the ground. Hairline is considered the origin of the hair at the coronet band.
   b. Shoes are measured with an accurate gauge.
5. Pads.
   a. The use of pad(s) (either full or partial, including rim) made of rubber, leather or plastic, is allowed.
   b. The introduction of a foreign material within, attached to, or between the pad(s), between the pad and the shoe, between the pad and hoof or in conjunction with the pad or shoe (other than accepted packing material such as oakum, pine tar, silicone, foam rubber etc.) designed to add additional weight or enhance action is strictly prohibited.
   c. Material with anti-concussive qualities (such as rubber, silicone, latex, etc.) may be used between the pad and hoof for additional support, provided such material does not extend beyond the inner rim (edge) of the shoe.
6. At the discretion of a judge or a steward officiating at a licensed Arabian competition, or Arabian classes in any Federation Licensed Competition, or at the request of the Show Committee (See GR1201 License - Operation of Competition) inspection of shoes, pad(s) and/or hoof length may be required.
   a. Inspection shall include measuring the shoe, measurement of hoof length, and in the case of the presence of a pad, inspection of the pad(s).
   b. Inspection may include but is not limited to, visual, x-ray, metal scan, or manual separation of pads.
   c. Shoes and pads, if present, cast after entering or before exiting the arena in any class, not exempt from shoeing regulations, shall be inspected as described above by a licensed steward or judge officiating at the competition.
   d. Any trainer, exhibitor and/or agent of a horse subject to the inspection each may request to be present and heard while said inspection is being performed by said licensed official(s).
   e. Prior to any disqualification and/or other penalties imposed on a horse at a competition, the inspecting officials shall make reasonable efforts to notify and have present, the owner(s) and trainer(s) of said horse, or agent(s) at the inspection.
   f. The inspecting officials shall take possession of any shoe, and/or pad(s) and measure the shoe with an accurate gauge and inspect pad(s). Measurement of hoof length shall be made in accordance with AR106.4 Method of Measuring Toe and Shoe.
   g. In the event that the inspecting officials find a violation of the shoe measurement, hoof length and/or pad(s) rules the horse shall be disqualified for the remainder of the competition, and the owner shall be required to forfeit all prize money, sweepstakes and trophies, entry fees, ribbons, and points won at said competition by said horse.
   h. Additionally, any forbidden foreign material found within, attached to, or between the pad and the shoe, between the pad and hoof, or in conjunction with the pad or shoe is in violation of AR106.5b. The steward shall report the alleged rule violation to the Federation. The trainer and/or owner may be subject to disciplinary action.
      1. In the event the Hearing Committee determines a violation has occurred, the trainer, owner and/or their agents each shall be subject to any and all penalties imposed by the Hearing Committee at its discretion pursuant to Chapter 7, including suspensions, fines, and the revocation and redistribution of winnings. Notice or notices of which shall be published on the Federation's website. The suggested penalty is a minimum of 30 days and a maximum of one year suspension. Subsequent violations of this rule by any individuals/entities shall be subject to such greater penalties as determined at the discretion of the Hearing Committee.
      2. The horse and/or the owner may be suspended for any period of time specified by the Hearing Committee.

7. All horses competing in the Arabian Division Hunter, Jumper, Dressage, Dressage Seat Equitation, Western Dressage, Eventing, Combined Driving, Working Western, Western and English Trail, Reining Seat Equitation, Carriage Pleasure Driving and Sport Horse Sections shall be exempt from shoeing regulations. This does not exempt horses that are cross entered into any other classes from compliance with applicable shoeing requirements while competing in those classes. Sliding plates (which are only on the rear hooves) are not required to meet dimensions stated in AR106.1 while competing in classes outside the Working Western Section but the remaining applicable shoeing regulations within AR106 must be met. Horses competing in Performance Halter classes must be shod in accordance with the rules of the Performance class through which they qualified.
8. Purebred Arabian horses must wear a long, natural, unbraided/unbanded mane and/or tail (with or without clipped bridle path). Half-Arabian/Anglo-Arabian horses are not required to have a long mane and/or tail, but an unbraided/unbanded mane and/or tail is mandatory. Exceptions: Horses shown with Hunter, Jumper, Show Hack, Sport Horse or Dressage appointments, or in Western Dressage classes, are permitted to show with a shortened, pulled, or braided mane and/or tail. Decorative items in manes and tails, are prohibited. Only simple bows made from the yarn to secure braid(s) are permitted. Cutting horses may be shown with a roached/shaved mane. Manes and forelocks may be banded in Reining, Reining Seat Equitation, and Reining Seat Medal classes. For Carriage Pleasure Driving see division chapter CP. All horses must have a natural unaltered, unset, and ungingered tail as described in AR105.3 - Ginger, Capsaicin, and other Irritants.
9. Eyelashes shall not be removed.
10. Any change of color or markings other than mane, tail or hoof is prohibited. Competitors are prohibited from changing the color or markings of the horse's hide or leg/body hair. Competitors are prohibited from using any substance to alter the color of the tongue, saliva, or mouth of the horse. Only clear grooming materials are allowed on the hide and leg/body hair. Materials may be used to remove stains.
    a. The use of glitter on or in the mane, tail, hair or hooves is prohibited.
    b. Breeding/In-Hand competitors must not change the natural color of the mane, tail or hoof. Only clear or transparent products may be used on the hooves of horses while being shown in Breeding/In-Hand classes. Competitors are prohibited from applying any product to a horse's hoof to hide or conceal a conformation defect.
    c. Mane, Tail and Hoof color may be changed with color products for any class except Breeding/In-Hand classes.
    d. Entries in Showmanship and Performance Halter classes may use hoof "polish" that is not clear.
11. Horses must be shown without artificial appliances. Anything that alters the intended use of equipment as provided for in the description of appointments for a given class is considered to be an artificial appliance and is considered prohibited tack while competing. This includes but is not limited to tongue stabilizers, mouth ties, and/or nasal strips and tying and/or securing stirrups, stirrup leathers or foot in any manner to equipment. When using a tongue stabilizer, it was be made of soft, pliable material that gently secures the tongue in its normal position against the lower mandible. A tongue stabilizer is permitted in the show ring for any horse competing in Park, English Pleasure, Country English Pleasure, Mounted Native Costume, English Show Hack, Formal Driving, Pleasure Driving, Country Pleasure Driving and Saddle Seat Equitation and for use by any horse competing in Ladies Side Saddle in English Show Hack attire (see AR160.1a) or in English attire (see AR135.1a), Walk-Trot/Walk-Jog 10 & Under in English attire (see AR135.1a) and ATR/JTR/AATR Walk-Trot/Walk-Jog 11 and Over in English attire (see AR135.1a). Only one tongue stabilizer may be used on a horse and the tongue stabilizer must not restrict blood flow to the tongue and/or cause discomfort to the horse.
12. Action produced by artificial methods shall be penalized. The use of chains, rollers or similar devices on the competition grounds during or before a competition are prohibited and the show committee shall bar violators from further participation for the remainder of the competition, and they shall forfeit all entry fees and winnings for the entire competition.
13. No horse may compete in a class in the Arabian or Half-Arabian/Anglo-Arabian Division with a tail carriage that has been altered (as determined by an evidential proceeding, civil, criminal, or administrative or arbitration or other tribunal finding). Violations of this rule are considered serious infractions, because such alterations constitute misrepresentations of the breed type.

a. The use of tail weights or a tourniquet to alter the circulation of the tail on the competition grounds during or before a competition are prohibited and the Show Committee shall bar the trainer and the horse found in violation of this rule from further participation for the remainder of the competition, and the owner(s) shall forfeit all entry fees and winnings for that horse for the entire competition.
b. Unless section rules differ, the tail can be loosely fastened to equipment except during competition.
c. False tails or hair extensions are prohibited, and any horse found to be exhibiting with a false tail or hair extensions during the competition will be disqualified and the Show Committee shall bar the trainer and the horse found in violation of this rule from further participation for the remainder of the competition, and the owner(s) shall forfeit all entry fees and winnings for that horse for the entire competition.

14. Bandages and boots of any type are prohibited. Exception:
    a. Boots and/or bandages are permitted in: Jumper, Reining, Working Cow, Cutting, Reined Cow Horse, all ranch classes (exception Ranch Horse Rail Pleasure and Ranch Horse Trail), and Gymkhana classes.
    b. Boots and conservative-colored bandages are permitted In Hunter Seat Equitation.
    c. Unweighted boots, such as quarter boots or bell boots, are permitted in Roadster horse classes.
    d. In the event of injury, a protective bandage may be permitted, at the discretion of the judge, except in Breeding/Halter, Sport Horse In-Hand, and Performance Halter classes.
    e. In the case of inclement weather, Competition Management may permit the use of bell boots and/or protective bandages on the front legs. In Working Hunters, Breeding/Halter, Sport Horse In-Hand, and Performance Halter classes, in the case of inclement weather, Competition Management may permit the use of bell boots only.
15. No item may be used inside or outside the ring while showing a horse except one whip per handler; no metal attachments are permitted. If whips are allowed, they must be no longer than 6’ including the snapper or lash. (See specific sections on whip rules.)
16. Ear plugs are allowed/permitted and are not considered an artificial appliance.
17. Electronic communication devices used for purposes of coaching exhibitors during a competition are prohibited in all classes in the Arabian Division. Exhibitors with a permanent hearing impairment are permitted to use an electronic communication device upon submission of a written certification from a treating medical professional’s office certifying the permanent hearing impairment and certifying the requirement of an electronic communication device. The medical certification must be provided to the competition Steward within a reasonable time prior to competing who shall attach a copy to the Steward report.
18. An exhibitor with a disability (other than hearing) will be provided reasonable accommodation upon submission of a written certification from a treating medical professional’s office certifying the disability and identifying the accommodation necessary for the exhibitor to compete safely. The medical certification must be provided to the competition Steward within a reasonable time prior to competing who shall attach a copy to the Steward report.

BOD 06/17/2025 Effective 12/01/2025

AR107 Requirements for Competition Management

1. When horses are competing collectively, if a first horse does not enter the in-gate ready to participate within one minute from when the class is called into the ring, a warning is issued.
    a. Exhibitors will then have one additional minute to start the steady stream of horses into the in-gate.
    b. If no horses have entered the gate at the conclusion of the additional one minute, the gate shall be closed and the class is deemed concluded.
    c. Once the first horse has entered the in-gate, a steady stream of horses must be maintained.
    d. Should the steady stream be broken after the two minutes have elapsed, the gate shall be closed and judging will commence.
    e. A steady stream is defined as a constant flow of horses moving forward through the in-gate with a reasonable and safe distance between them (i.e. two to four horse or horse and buggy lengths in between).
    f. Show Management in conjunction with the Steward may deviate from this procedure as circumstances warrant.

2. Up to two classes with identical AHA codes (with the exception of all Dressage and Western Dressage classes) may be adjudicated concurrently in a single arena utilizing two judges with placings for each judge during an AHA/Federation Licensed Competition.
   a. Working Hunter, Trail and Sport Horse In-Hand classes may be run on open cards. (Horses in Working Hunter classes would still have to be trotted for soundness for each class when required).
   b. A split arena is considered more than one arena.
3. Competitions may offer classes restricted to Arabians and/or Half-Arabians and/or Anglo-Arabians. The breed restrictions must be clearly published in the prize list.
4. Futurity classes are unrated Classes. The procedures for conduct must be printed in the prize list or the Show Committee may state these classes are run under same specifications as Federation rated classes. These classes may not be designated qualifying classes for any Championship (Exception: Futurity Championships).
5. Classes may not be added to a competition following distribution of the prize list unless management notifies potential exhibitors in writing, by e-mail or by wire at least 5 days prior to the competition. Post entries must be accepted in such classes without a post entry penalty fee.
   a. Arabian competitions are allowed to add additional classes as competition management deems necessary. If classes are added less than 5 days prior to the competition, competition management must advise exhibitors of the additions upon check in, post notices in the competition office, and make the appropriate announcements during the competition.
   b. Any class on the AHA Class List or that is recognized by AHA can be added to an Arabian Competition as a To Be Announced “TBA” slot. If there are classes competition management do not want to offer then those classes competition management chose to exempt must be printed in the prize list. TBA time slots must be listed in the time schedule. A competition will be charged an AHA Fee, the Federation will not charge a fee for any TBA slots added after the prize list has been published.
6. Cross entries are prohibited between the Country English Pleasure section and the English Pleasure section (this includes the Pleasure Driving and Country Pleasure Driving sections) at the same competition.
7. Cross entries between Country English or English Pleasure classes and English Pleasure or Country English Pleasure futurity classes at the same competition may be permitted at the discretion of competition management if so stated in the prize list.
8. Any performance class, except a championship class or classes which require individual tests, may be divided at management’s discretion. When a class is divided,
   a. Duplicate awards (including prize money) may be given, or
   b. Management may direct that the top contestants from each group return to the ring for final adjudication.
   c. If duplicate awards are given, horse and/or rider may not compete in more than one section of the class which has been divided.
   d. When more than 40 horses or riders are entered in a performance class in which horses compete together, the class must be divided. The method of dividing classes is at management’s discretion.
9. Half-Arabian/Anglo-Arabians may not be shown in the Arabian Division with Purebred Arabians unless permitted in the prize list. (Exception: Carriage Driving, Combined Driving, Dressage, Western Dressage, Gymkhana, Jumper, Hunter Hack, Working Hunter, Equitation, Showmanship, and Walk/Trot-Jog.)
10. Classes where Purebred Arabians are shown together with Half-Arabians/Anglo-Arabians will not count toward Federation Horse of the Year Awards, with the exception of the following classes: Carriage Driving, Combined Driving, Dressage, Western Dressage, Gymkhana, Jumper, Hunter Hack, and Working Hunter.
11. Half-Arabian/Anglo-Arabian stallions may show in Half-Arabian/Anglo-Arabian Classes and may also show in Arabian/Half-Arabian/Anglo-Arabian classes when Arabians and Half-Arabian/Anglo-Arabians compete together.
12. Schooling Areas
    a. A Licensed Competition must provide a sufficient area for schooling horses. A separate schooling area must be provided for each ring.
    b. Adequate lighting must be provided in schooling areas used after dark.
    c. Shows are encouraged to offer open schooling in the competition arena over the course material prior to the start of the competition. Schooling time should be made available where horses and riders can school over fences and at distances that approximate the show ring conditions. Shows may add and change

distances and fences between schooling and actual classes. If a course is set not all of the fences need to be available for use during the schooling sessions. Schooling can be limited to particular fences and distances at the course designers discretion, however, the intent should be to ensure that sufficient fences are available, and set at appropriate distances that the exhibitors will be expected to show, to ensure that all exhibitors have a fair and equal chance to prepare for competition. If distances are changed from the schooling session to the competition these changes must be noted on the posted course. Competitions may charge a fee for schooling.

13. Trail. A schooling area must be provided prior to and during trail classes with enough elements to adequately school a trail horse.
14. Working Hunters. Schooling is permitted in accordance with GR834, GR835, GR837 and HU Appendix A.
    a. Working Hunters Schooling areas must contain adequate standards, jump cups and hunter type rails to make a minimum of a trotting fence, a vertical and an oxer.
    b. FEI approved safety cups must be made readily available for each Working Hunter schooling area. Breakable pins such as wooden dowels are permitted only when safety cups are not available.
15. Jumpers. See JP103 and Appendix A for complete Jumper Schooling Rules.
    a. Schooling areas for jumpers must contain sufficient equipment to construct at least one vertical, one spread fence and one trotting fence.
    b. Standards, jump cups and safety cups must also be made available. Breakable pins such as wooden dowels are permitted when no safety cups are available.
16. Carriage Pleasure Driving. Horses and ponies competing in combinations such as a Pair, Tandem, Four-In-Hand/Multiple must be declared prior to the classes at the competition in which they plan to compete in order for points to accrue as a Pair, Tandem, Four-In-Hand/Multiple. Declaration forms are available at https://www.usef.org/compete/disciplines/carriage-pleasure-driving
17. When the Dressage chapter is referenced herein, any rule or portion of a rule that is in direct reference to USEF/USDF or USEF National Championships shall be disregarded for the purpose of breed Dressage classes.

AR108 Time Outs

1. A time-out is a suspension of judging which may be requested by a competitor or directed by the judge(s).
    a. Except in classes which prohibit a time out, a competitor is entitled to request one time-out for a period not to exceed five minutes in aggregate in order to make obvious adjustments, repair broken equipment, rectify a similar condition, or to replace a shoe.
    b. The penalty for exceeding the allowed time out is for the entry to be excused.
    c. To request a time-out the competitor must go to the center of the ring (if possible) and or be acknowledged by the judge. The announcer will declare that a request for time-out has been made and permission granted; time will be taken from the moment such announcement is made.
    d. If a horse casts a shoe in a class, time starts (after measuring and/or gauging has concluded, if applicable) when the farrier or their assistant touches the shoe or the horse. No more than three minutes will be allotted to find a shoe; if the shoe is not found, the exhibitor may elect to continue or withdraw. If a horse is removed from the ring for the purposes of shoeing, the steward or judge shall accompany and remain with the horse until it is returned to the ring or excused from the class.
    e. Two attendants are permitted in the ring to assist a competitor during their time-out. If at the expiration of five minutes the repair has not been made, the competitor may proceed as is or be eliminated.
    f. The steward or judge is responsible for timing unless an official timer is present.
    g. Competitors who are not involved in a time-out may make minor adjustments that can be performed with the assistance of one attendant and not be charged with a time-out. Minor adjustments do not include replacing shoes.
    h. At any time the judge(s) considers it necessary they may call for a time-out. Said time-out may be charged to a competitor that, in the judge's opinion, is responsible for the suspension of judging as long as the competitor is so informed by the judge prior to calling the class back to order.
2. Exceptions include:

a. Eventing, Dressage or Driving divisions; see specific division rules.
b. Time-outs are not permitted in the Dressage division including Dressage Seat Equitation.
c. While competing in a jumping (Working Hunter, Hunter Hack, Jumping, or Hunter Seat Equitation) class, if a rider's chin strap becomes unfastened, the rider may stop, re-fasten the chin strap and continue their round without penalty or elimination. A judge may, but is not required, to stop a rider and ask them to refasten a chin strap which has become unfastened, again without penalty to the rider.
d. Working Hunter: In cases of broken equipment or loss of shoe, rider may either continue without penalty or be eliminated. In the case of the jump(s) falling over due to weather or act of God, the rider must remain in the ring until receiving instructions from the judge(s) or be eliminated. In this instance, the decision of the judge(s) is final. No Time Outs will be allowed.
e. Jumper: Broken Equipment. In cases of broken equipment or loss of shoe, the rider must continue if they wish to avoid penalty, or may retire.
f. Walk-Trot/Walk-Jog: Time outs are permitted, except in classes that require a pattern.
g. Time-outs are not permitted in Reining Seat Equitation, Horsemanship, Western Seat Equitation, Reining, Trail, Reined Cow Horse, Working Cow, Cutting, all Ranch classes with a pattern, Western Dressage, and Western Riding.
h. Hunter Seat Equitation: In cases of broken equipment or loss of shoe, the rider must continue or be eliminated. This applies to over fences and flat classes. No Time Outs will be allowed.

AR109 Falls

1. The fall of horse and/or rider does not disqualify the competitor unless due to bad manners of the horse except as stated for specific classes.
2. A rider is considered to have fallen when they are separated from the horse that has not fallen, in such a way as to necessitate remounting or vaulting into the saddle. See Reining and Reined Cow horse for descriptions of fall in those classes.
3. A horse is considered to have fallen when the shoulder and haunch on the same side have touched the ground or an obstacle and the ground (See definitions below for Reining and Reined Cow Horse.)
4. DRESSAGE: In the case of a fall of horse and/or rider the competitor will be eliminated.
5. ENGLISH SHOW HACK: Entries will be eliminated by any fall of horse or rider during the class.
6. GYMKHANA: Fall of horse or rider – disqualification.
7. HUNT SEAT EQUITATION: Over Obstacles. Fall of horse and/or rider -elimination.
8. HUNTER SEAT EQUITATION NOT TO JUMP: The fall of horse and/or rider in a Hunter Seat Equitation not to jump class will result in elimination. If the elimination occurs during a ride-off (or in final section of a class with preliminary sections) the competitor is placed last of all chosen for the ride-off.
9. JUMPER: The first fall of horse or rider results in elimination, except in classes in which special rules apply. (Fault and Out, Top Score, etc.)
10. REINED COW/WORKING COW HORSE Fall of horse or rider - 0 score. A horse is considered to have fallen to the ground when the hip and shoulder are touching the ground and all four feet are extended in the same direction. Rider has fallen when they are no longer astride the horse.
11. REINING: Fall to the ground by horse or rider - 0 score. A horse is deemed to have fallen when its shoulder and/or hip and/or underline touches the ground.
12. REINING SEAT/WESTERN SEAT EQUITATION/HORSEMANSHP: Fall of horse and/or rider is elimination.
13. SADDLE SEAT: The fall of horse or rider does not necessarily cause elimination, but is penalized at the judge's discretion.
14. TRAIL A fall of a horse and/or rider - 0 score.
15. WESTERN PLEASURE: Fall of horse or rider – elimination.
16. WESTERN RIDING: A fall of a horse and/or rider will result in a score of zero.
17. WORKING HUNTER: Fall of horse or rider elimination.
18. SPORT HORSE UNDER SADDLE/SPORT HORSE SHOW HACK: Fall of horse or rider - elimination.

AR110 Abbreviations of Class Specifications/Junior Exhibitor/Amateur Requirements/Ages

1. The following abbreviations, as defined, will be used to describe class specifications in each section of the Arabian Division. Refer to GR1306 & GR1307, for complete amateur rules.
   a. JOTR,D/H - Junior Owner to Ride, Drive/Handle.
   b. JTR,D/H - Junior Exhibitor to Ride, Drive/Handle.
   c. AAOTR,D/H - Adult Amateur Owner to Ride, Drive/Handle.
   d. AOTR,D/H - Amateur Owner to Ride, Drive/Handle.
   e. ATR,D/H -Amateur to Ride, Drive/Handle, ,
   f. AATR,D/H - Adult Amateur to Ride, Drive/Handle.
   g. AOTS - Amateur Owner Trained and Shown.
2. Achievement Leveling Program
   a. The following class sections may be offered at Federation Regular Arabian Competitions, AHA Regional Championship Competitions, and AHA National Championship Competitions. (see AHA Achievement Leveling Chart in the AHA Handbook for below definitions):
   b. Open- Select Open, Choice Open and Elite Open
   c. Amateur- Select Amateur, Choice Amateur, Elite Amateur and Prime Time Amateur
   d. Youth- Select Youth, Choice Youth, Elite Youth, Walk-Trot/Jog
   e. Achievement point requirements for each level/category will be determined each year by the AHA Competition Advisory Committee and will be posted on the AHA website prior to December 1 of the next competition year.
   f. AHA compilation of Achievement Points will govern rider eligibility for each level/category. AHA Achievement Points will include all points earned from the 2002 competition year forward.
   g. When Leveling classes are offered a rider may enter their appropriate level or opt to enter a higher level instead. A show may elect to allow exhibitors to enter their appropriate achievement level and/or any higher level(s) (all appropriate qualifications would be required, if applicable). Riders who are deemed Choice by their leveling points may not level down to Select. In addition, Elite riders may not level down to Choice or Select. In Working Western Classes where levels are run concurrently, a show may elect to allow riders to enter up (not down) in all levels in which appropriate qualifications and entry fees are applied in any circumstance. Any Amateur who has been a Professional (as defined in GR 1306) may not compete in any division in the Amateur Select/Choice/Primetime levels or the Open Select/Choice Levels; and the Non-Pro Rookie/Limited/Intermediate/Primetime and Open Limited/Intermediate levels in Reining regardless of their leveling point status. These amateurs may only compete in the Elite Amateur or Open in all current leveling seats and Non-Pro and Open in Reining.
   h. Professionals moving to Amateur status must contact the Arabian Horse Association office to have their leveling record recorded as an Elite/Non-Pro rider.
3. AOTS - Amateur Owner Trained and Shown. Classes may be offered in any section and specifications must follow those of the amateur class within that section. Exhibitors, attendants, and headers must meet the specifications for amateur status (refer to GR1306 and GR1307). Horses are not to have been professionally trained and/or shown by a professional for a period of one year immediately prior to the competition (riding and driving instruction for the owner to be excluded). In addition, horses are not to be exhibited, prepared, groomed or schooled with the aid of or by a professional while on or off the competition grounds immediately before or during the competition. Assistance by other amateurs is permitted. Horses may be stabled with a professional during the competition, and hauled by a professional. Professional help for situations relevant to safety is permitted. Owner must sign as owner, trainer, and rider/driver/handler on the Federation/AHA entry blank.
4. Amateur Owner Classes
   a. Horses entered in amateur owner and junior owner classes must be registered in the name of the competitor or a member of the competitor's family, as defined by AR110.4.d.e. Horses registered in a farm/ranch/syndicate/partnership/corporation name may be shown in Amateur Owner classes provided the family is the sole owner of the farm or entity as defined by AR110.4.d.e. The sale of a horse does not

eliminate this registration requirement. (Contracts of Sale or Bill of Sale will not be accepted in Owner classes.)

b. Every competitor must be an amateur and the owner, or an amateur member of the owner's family (exception: substitute rider in AAOTR/AOTR/JOTR Working Hunter classes, refer to AR169.3).
c. Owners' classes may be restricted to riders, drivers or handlers who are no longer eligible to compete as a junior exhibitor.
d. For ownership by the same family, the term family includes the following: spouse, parent, step-parent, child, step-child, brother, sister, half brother and sister, aunt, uncle, niece, nephew, step-brother and sister, grandparents and grandchildren, and in-laws of the same relation as stated above.
e. Combined ownership is permitted in Owner's or Amateur Owner's classes. As per GR142.4 combined ownership is permitted in Junior Owner's or Amateur Owner's classes under the following conditions:
    1. Two distinct non family owners may co-own a horse and show that horse in Junior Owner or Amateur Owner classes except that no family member of a professional may enter into this relationship. 'Non family owners' are defined as two distinct individuals who are not related as family as defined by the Federation or Equestrian Canada.
    2. A Horse that is co-owned by the two distinct non family owners must be registered with Arabian Horse Registry of America, Half Arabian Horse Registry, Anglo Arabian Horse Registry, Canadian Arabian Horse Registry or Canadian Partbred Arabian Registry, or other registry approved by the Arabian Horse Association as an "and" ownership relationship. An "or" ownership relationship does not enable two distinct non family owners to show in Junior Owner's or Amateur Owner's classes.
    3. The right to show horses in Junior Owner or Amateur Owner classes when there are two distinct non family owners registered as the owners of said horse, does not extend to the family of these distinct non family owners.
    4. In order to show in Junior Owner or Amateur Owner classes both distinct non family owners must be members of the Federation or Equestrian Canada and hold valid amateur cards or be juniors or a combination of amateur and junior.
    5. Both distinct non family owners must be individuals, no Farm or Corporation co-owned horses are eligible.
    6. No family member of a distinct non family owner may receive any remuneration in relation to the co-owned horse as defined in SUBCHAPTER 13-B AMATEURS AND PROFESSIONALS (or Equestrian Canada equivalent).
    7. Horses co-owned by more than two distinct non family owners cannot be shown in Junior Owner or Amateur Owner classes.
    8. If the co-ownership relationship is terminated, that horse is not eligible to be co-owned by another distinct non family person for the remainder of that show year as defined by the Federation. The remaining owner and their family members are eligible to show in Junior Owner or Amateur Owner classes.
    9. A horse that is co-owned by the two distinct non family members cannot be shown in a Maturity and Jackpot classes at any AHA National Championship show.
    10. An individual AHA Affiliate Association/club may elect to not allow horses that are co-owned by two distinct non family member to compete in classes designated for Amateur Owner and Junior Owner for which they offer prize money, Futurity, or other restricted classes with payouts greater than $2,500.
    11. An individual member may only enter into two distinct co-owner relationships and compete with these arrangements in Junior Owner and Amateur Owner classes at Federation/EC approved shows. Arrangements with other individuals, same or otherwise, for purposes other than competing in Federation/EC approved show in Junior Owner and Amateur Owner classes, are not impacted.
f. Leased horses are not eligible. (Contracts of Sale or Bill of Sale will not be accepted in Owner Classes.)

5. Classes
    a. An Open class is open to horses of any age, size or sex regardless of previous awards received, in accordance with Arabian Competition Rules. Classes divided by sex of horse (mares, stallions, geldings) or previous awards (maiden, novice, limit) may also be held and will utilize Open class specifications.

b. OPEN - classes may be titled: Open, Maiden, Novice, Limit, Stallions, Mares, Geldings, or Championship of any combination or variety. Judging criteria will be on open gaits and open specifications.
c. AMATEUR – classes may be titled: AT – (Amateur to Ride/Drive/Handle); AAT- Adult Amateur to (Ride/Drive/Handle); JT - Junior to (Ride/Drive/Handle); AOT - Amateur Owner To (Ride/Drive/Handle); AAOT - Adult Amateur Owner To (Ride/Drive/Handle); JOT – Junior Owner to (Ride/Drive/Handle); Amateur Select, AOTS – Amateur Owner Trained and Shown; Championship, Stallions, Mares, Geldings, Maiden, Novice, Limit or any combination or variety. Judging criteria will be on amateur gaits and amateur specifications.
d. LADIES, GENTLEMEN (May be listed as open or amateur). Judging criteria will be on amateur gaits and amateur specifications.
e. JUNIOR HORSE - Classes for horses (five years old and under) - classes may be titled: Junior Horse, Maiden, Novice, Limit, Stallions, Mares, Geldings, or Championship of any combination or variety. Judging criteria will be on junior horse gaits and junior horse specifications.

6. Junior Exhibitor– Age
   a. An individual who has not reached their 19th birthday as of December 1 of the previous calendar year which is the start of the current competition year.
   b. The age of an individual on December 1 (of the previous calendar year) will be maintained throughout the entire competition year.
   c. Persons born on December 1 (of the previous calendar year) assume the greater age on that date.
   d. If a competition is in progress on any November 30, junior status at the start of the competition will be maintained throughout that competition.
   e. Junior exhibitors may show in Ladies to Ride and Gentlemen to Ride classes unless prohibited in the prize list.
   f. All Junior Exhibitors are considered amateurs for competition purposes.
   g. DR119.3 does not apply.
7. Adult Amateur Exhibitor Classes – Age
   a. For the Arabian Division, adult amateurs are defined as those no longer eligible to compete as junior exhibitors. DR119.3 does not apply.
   b. Every adult amateur contestant that has reached their 19th birthday as of December 1 of the previous calendar year must hold amateur status.
      1. Every person who has reached their 19th birthday and competes in classes for amateurs under Federation rules must possess current amateur certification issued by the Federation. This certification must be available for inspection or the competitor must have lodged with the competition secretary, at least one hour prior to such class. An application form for such certification may be obtained online from the Federation. Certification will be issued only on receipt of the application properly signed and is revocable at any time for cause.
      2. Regardless of one's equestrian skills and/or accomplishments, a person is an amateur for all competitions conducted under Federation rules who after their 19th birthday, has not engaged in any activities which would make them a professional. See GR1306 for listing of activities.
   c. In the Reining Division, amateur status will be determined per Reining Division Non Pro Conditions; see amateur status NRHA.
   d. For professionals wishing to be re-classified as amateurs, see GR1307.4.
8. Maiden, Novice and Limit Horse or Rider/Driver classes are open to horses or riders/drivers which have not won one/three/six first place ribbons respectively at Arabian Divisions/Competitions in that particular performance section in which they are shown.
   a. Ribbons won within a section do not count in reckoning Maiden, Novice, Limit status if the horse or rider transfers to a new section (e.g., English Pleasure section to Western Pleasure section).
   b. For determining Maiden/Novice/Limit status for the Sport Horse In-Hand, Sport Horse Under Saddle and Sport Horse Show Hack shall each be considered separate sections.
   c. For determining Maiden/Novice/Limit status of horse or rider, Ranch shall be considered its own section.
   d. Ribbons won in one–horse classes do not count in reckoning the Maiden, Novice, Limit, or Leveling (Select, Choice, Elite) status of rider/driver/handler.

   e. Ribbons won in one-horse classes do not count in reckoning the Maiden, Novice, or Limit status of the horse.
9. Maiden, novice and limit rider/driver classes may be held using specifications from any of the performance sections in the Arabian Division.
10. Junior exhibitors may show in Ladies and Gentlemen classes unless prohibited in the prize list.
11. Stallions may be shown in Ladies', Junior Exhibitors' or 11 & Over Walk/Trot or Jog classes unless prohibited in the prize list (Exception: Stallions are prohibited in 10 & Under Walk-Trot/Jog and Lead-Line classes).
12. Horse - Age
    a. For competition purposes any horse is considered to be one year old on the first day of January following the actual date of foaling.
    b. Some breed/disciplines may, for purposes of eligibility to compete, use the actual age of the animal (of foaling date).
    c. Arabian competitions, for purposes of eligibility to compete or to assign order of go, may use the actual foaling date of the horse.
    d. A Senior performance horse is one that is 6 (six) years of age or older.
    e. Senior Breeding or In-Hand classes are open to horses (3) three years of age and older.
    f. A Junior performance horse is one that is 5 (five) years of age or younger.
    g. Junior Breeding or In-Hand classes are open to horses 2 (two) years of age and younger.

BOD 06/17/2025 Effective 12/01/2025

AR111 Protective Headgear

1. It is the tradition of the competition ring that riders and drivers be correctly attired for the class in question, that attendants be neatly dressed and horses be properly presented. Protective headgear is not required in any class in the Arabian Division unless stated otherwise within these rules. Use of protective headgear cannot be penalized.
2. Except as may otherwise be mandated by local law riders in all Working Hunter, Jumper, Hunter Hack, English Trail, and all Hunt Seat Equitation classes (not to jump or over obstacles and when jumping anywhere on the competition grounds, must wear properly fastened protective headgear in compliance with the accepted testing standards published on the Federation's website. Protective headgear must carry the applicable quality testing tag and/or label. It must be properly fitted with harness secured. A Show Committee must bar riders without protective headgear from entering the ring for classes in which protective headgear is required and may bar any entry or person from entering the ring if not suitably presented to appear before an audience.
3. Any rider violating this rule at any time must immediately be prohibited from further riding until such headgear is properly in place. For all exhibitors competing in the Working Hunter section or Hunter Seat Equitation section, if a rider's chin strap becomes unfastened, the rider may stop, re-fasten the chin strap and continue their round without penalty or elimination. A judge may, but is not required to stop a rider and ask them to refasten a chin strap which has become unfastened, again without penalty to the rider. Members of the Armed Services or the Police may wear the Service Dress Uniform.
4. Any exhibitor may wear protective headgear and/or a protective safety vest, specifically designed for use in equestrian sport in any division or class without penalty from the judge. The Federation recommends that the vest meet or surpass the current ASTM standard or be certified by the Safety Equipment Institute.
5. See specific sections for protective headgear requirements.
6. See DR120 for protective headgear requirement in Dressage.
7. When cross entry by rider or horse/rider combination is permitted between Dressage, Dressage Seat Equitation, Working Hunter, Jumper, Hunter Hack or Hunter Seat Equitation and other Arabian classes at a competition, the above stated headgear requirements apply only to the designated warmup and competition areas or when the competitor is actually warming up for the specific class.
8. Except as may otherwise be mandated by local law, the Federation strongly encourages all riders, while riding anywhere on the competition grounds, to wear protective headgear with harness secured. It is the responsibility of the rider, or the parent or guardian or trainer of the junior exhibitor to see to it that the

headgear worn complies with appropriate safety standards for protective headgear intended for equestrian use, and is properly fitted and in good condition, and the Federation, Show Committee, and Licensed Officials are not responsible for checking headgear worn for such compliance.

9. The Federation makes no representation or warranty, express or implied, about any protective headgear, and cautions riders that death or serious injury may result despite wearing such headgear as all equestrian sports involve inherent dangerous risk and as no helmet can protect against all foreseeable injuries.

AR112 Numbers and Appointments

1. Competitors must display the correct number which must be clearly visible while performing in any class unless otherwise stated in the prize list. Competitors may be penalized at the discretion of the judge.
2. Numbers to be supplied by management. A number card for each competitor must be provided.
   a. For Dressage/Western Dressage: A separate number must be issued for each horse. This is an exception to DR126.2j(4) and WD129.13. Horses or riders are required to display only one number and may not be penalized for displaying only one number.
   b. Dressage: Exhibitors may use bridle tag numbers on one or both sides of the bridle. Back numbers, or armband numbers may be used. Dressage Seat Equitation exhibitors may use back numbers or two saddle pad numbers (min. 3”x 5”) positioned on each side of the saddle pad.
3. Equitation: Numbers must be worn on the rider’s back and must be clearly visible at all times when in competition. (Exception: Exhibitors in reining seat equitation section may place number on the left side, both sides of the saddle pad or on the rider’s back.)
4. Driving classes may attach the number to the back of the vehicle.
5. Working Western and Trail may place number on the left side, both sides of the saddle pad or on the rider’s back.
6. Unless prohibited by section rules, Side saddles are permitted for ladies in all sections of the Arabian Division; appointments to be appropriate for the seat ridden.
7. Extremes of temperature or climate conditions as well as locale or time of day may modify the requirements for attire specified in various sections of this rule.
8. Arabian Division competitors are not required to have a distinguishable heel on their boots/shoes while riding anywhere on the competition grounds.
9. For all junior horse performance classes, all snaffle bits must have a round, egg butt or “D” shaped ring with no attachments to the headstall or reins through a hook (except for keepers for a full cheek snaffle when section rules allow a full cheek). Additional rules for snaffle bits are found within the sections under specifications for Junior horse classes.
10. Gag bits are prohibited (Exception: Jumper classes).
11. In the interest of safety for horses with long tails, a short, inconspicuous braid or knot may be made in the end of the tail, permitting it to be fastened to the show vehicle. Exception: Carriage Pleasure Driving.
12. In Formal Driving, Pleasure Driving, Country Pleasure Driving classes and at the discretion of the competition management, one header per horse may be utilized to ensure the safety of the exhibitors. Headers must be properly attired. A plain unmarked smock, business attire or appropriate show attire is required.
13. In Roadster driving attendants are not permitted except in amateur or Junior Exhibitor classes.

SUBCHAPTER AR-2 PUREBRED ARABIAN BREEDING/GELDING IN-HAND SECTION

AR113 Conduct and Procedures

1. The following procedures shall be followed in all Breeding/In-Hand classes, including Gelding In-Hand classes with the exception of Sport Horse Classes; see Subchapter AR17.
2. At all AHA Regional and National level competitions, the order of go shall be determined and posted by the birth date oldest to youngest, including post entries (exception: the Youth National Championship Show Commission which may modify the order of go to avoid conflicts with other rings). The procedure (for

selecting the order of go) may be used at other licensed competitions at the discretion of competition management. All In-hand classes will be conducted as Breeding and Gelding In-Hand Classes.

3. It is mandatory that competitions using the Arabian Halter Judging System must use the Arabian Halter Judging System Score Sheets and that the scores be posted within an hour of the end of the session in which the final section of the class is held. AHA score sheets may be obtained by contacting AHA in writing or email or may be downloaded from the AHA website, www.arabianhorses.org.
4. Competition management has the authority to appoint/employ a Federation/EC licensed Arabian division judge to serve as the In-Hand Ring Compliance Judge during Breeding/Gelding In-hand classes.
   a. An individual fulfilling the position of the In-Hand Ring Compliance Judge must be an Arabian Division judge in good standing with both the Federation/EC and AHA.
   b. The In-Hand Compliance Judge has no input or authority in the actual judging of entries in the class beyond the authority described here-in.
   c. The In-Hand Ring Compliance Judge is governed by the same conflict of interest rules as any other judge at the competition.
   d. The In-Hand Ring Compliance Judge's authority starts when the first horse enters the ring at the start of the class and ends when the official judges' cards are signed and turned in to the announcer or scorer, in accordance with GR109.6.
   e. The In-Hand Ring Compliance Judge cannot serve as a scheduled judge during the same competition but could be utilized as an emergency substitute judge in any performance section for which they are qualified to adjudicate.
   f. The In-Hand Ring Compliance Judge has the authority to warn or eliminate an entry at anytime during a class for violation of AR115.1 and/or AR115.3c except during the time the exhibitor is actively being evaluated by the officiating judge(s).
   g. The AHA Education and Evaluation Commission and AHA Judges & Stewards Commissioner will provide the official form for use by the In-Hand Ring Compliance Judge and will provide instruction in the use of the form.
   h. The decision of the In-Hand Ring Compliance Judge cannot be protested.

AR114 Appointments

1. Tack: A suitable headstall (with or without a bit) equipped with a throatlatch or a leather stable halter is mandatory. Horses braided must be shown in Hunter, Show Hack, or Dressage tack or a leather stable halter. (See AR144, AR160, and DR121.)
2. A whip or crop is optional, at the discretion of the handler. One whip or crop per handler allowed, however, whips are not mandatory and handlers are allowed to use items such as grass, hat and/or treats to maintain horse's attention. Whips are to be no longer than 6' including snapper/ lash/appendage. Small appendages (no more than 12 inches in length) of ribbon, plastic, etc. are permitted.
3. Attire: It is the tradition of the competition ring that handlers be correctly attired for the class in question, that attendants be neatly dressed and horses be properly presented.

AR115 Penalties/Eliminations

1. There can be no contact of the whip to the horse, any contact shall result in elimination from judging consideration by the Judge. "Intimidation": A horse that appears to be intimidated by its handler will be penalized. This may include but is not limited to, crouching, cowering, quivering, withdrawing and buckling their knees. Judge(s) may excuse any entry deemed in violation of any of these restrictions.
2. A Breeding/In-Hand competitor must be eliminated for: (also see AR105 Soundness and Welfare.)
   a. Removal of eyelashes;
   b. Changing the natural color of the mane and/or tail (AR106); or
   c. Applying a product to a horse's hoof to hide or conceal a conformation defect. Only clear or transparent products may be used on the hooves of horses while being shown in Breeding and/or In-Hand classes.
3. An entry must be penalized for:

a. Excessive amounts of oil, grease or other similar substance;
b. Balding the area around the eyes or proximal to the muzzle and nostrils; or
c. Excessive use of the whip or actions that may disturb other entries.

AR116 Procedure

1. The following procedures shall be followed in all Breeding/In-Hand classes. Exception: Sport Horse In-Hand Classes see AR181.
2. A horse must be handled and shown throughout an entire class by only one and the same person, except that a substitute handler may be used if, during a class, the original handler becomes ill or is injured. Time allowed for the change of handler shall be in accordance with AR108 Time Out Rules. No handler may show more than one horse per class.
3. Handlers are expected to keep a reasonable clearance between horses and judges should modify the alignment of horses to achieve that clearance. Further judging will not commence until the Call Judge approves the placement and spacing of all horses.
4. Breeding/In-Hand horses are not to be stretched. A horse is considered not stretched if all four feet are flat on the ground and at least one front and one rear cannon bone is perpendicular to the ground.
5. All class entrants must be in a “controlled paddock” outside the ring until entering the ring individually in the designated order of go. A “controlled paddock” is an area designated by show management outside the competition ring for Breeding/Gelding In-Hand classes. The Federation steward and/or the Show Commission shall supervise this area. Only one specified person appointed by the show committee shall be in the controlled paddock to assist with the entrance(s) into the arena.
6. Competition Management utilizing the Arabian Scoring System shall have the option of choosing a or b of the following class procedures:
   a. In the Ring Class Procedure.
      1. Judging begins when the first horse enters the ring. From the moment the horse enters the ring its movement is being evaluated and scored.
      2. The horse shall enter at a trot, and at the handler’s discretion may either proceed directly along the rail, or trot a counterclockwise circle at the in-gate end of the arena and then proceed along the rail to the far end of the arena. Upon each horse reaching the designated position at the far end of the arena they are to remain relaxed. The judge(s) will then ask for the next horse to enter the ring. When all horses have entered the ring the horses shall be asked to walk collectively counter-clockwise and/or clockwise past each (and all) judge(s). They shall walk in a relaxed manner on a loose lead with the handler at the side of their horse, whips down. The lead line must maintain a discernible drape and the handler must not place their hand on the chain or close enough to in any way restrict the natural head and neck motion. The handler may not unnecessarily impede the forward motion of the horse while at the walk. Following the cessation of the walk all horses shall relax within the ring and only the horse “on deck” shall be prepared to show. Each horse shall be led to the judge(s) at the walk and presented for judging. In order to satisfy a proper presentation to the judge, horses should stand correctly, bearing weight on all four feet (not stretched), in a quiet and deliberate manner. Following the evaluation by the judge(s), horses shall walk away from the judge(s), and then strike a trot before turning left and proceeding counter-clockwise down the rail. They shall resume their relaxed position at the end of the arena. The scores for all categories will be completed, recorded, and may be announced at this time.
      3. When using the in the ring class procedure only the horse “on deck” shall be allowed to prepare for its presentation to the judge(s). Preparation shall include controlled circling and positioning the horse for presentation to the judge(s). The only shanking allowed shall be limited to an unruly horse in order to regain control. All other exhibitors must remain relaxed within the ring or they shall be penalized. Judge(s) may excuse any entry deemed in violation of any of these restrictions.
   b. Exit the Ring Class Procedure.
      1. The horse shall enter at a trot, and at the handler’s discretion may either proceed directly along the rail, or trot a counterclockwise circle at the in-gate end of the arena and then proceed along the rail to

a designated point by the judges. The horse shall then walk in a relaxed manner on a loose lead with the handler at the side of their horse, whips down. The lead must maintain a discernible drape and the handler must not place their hand on the chain or close enough to in any way restrict the natural head and neck motion. The handler may not unnecessarily impede the forward motion of the horse while at the walk. Each horse shall be led to the judge(s) at the walk and be presented for judging. In order to satisfy a proper presentation to the judge(s), horses should stand correctly, bearing weight on all four feet (not stretched), in a quiet and deliberate manner. Following the evaluation by the judge(s), horses shall walk away from the judge(s), and then strike a trot. At the handler's discretion they may trot a counter-clockwise circle and then proceed towards the exit. The scores for all categories will be completed, recorded, and announced at this time. The horse shall be excused from the ring to the controlled paddock where it shall remain until the placings are announced, and the next horse shall enter promptly and be presented accordingly until the class is completed.

c. Combined Ring Procedure.
   1. The class entrants must be in a "controlled paddock" outside the ring until entering the ring. The horses will enter the ring clockwise, one at a time at the trot and/or the animated walk. They will continue clockwise around the ring at the trot and/or animated walk at the direction of the ring steward. Once all of the horses are in the ring, they will be asked to walk around the ring or a shortened version of the ring as directed by the ring steward. The horses will be excused from the ring at the end of the walk to the "controlled paddock". Then the horses will enter the ring individually in the designated order of go. (AR113.2).
   2. See Exit the Ring procedure for remainder of class proceedings.

AR117 Specifications

1. Horses must be serviceably sound and have vision in both eyes (i.e. horse must not show evidence of lameness or broken wind).
2. Transmissible weaknesses shall be considered a serious fault in breeding stock. Colts and stallions two years old and over must have both testicles descended.
3. A wry tail is a breeding fault and judges must consider it as a fault in adjudicating breeding and in-hand classes. Horses with an unnatural tail carriage (see AR105.2b) must be positioned last in the class.
4. Colt/Stallion, Filly/Mare Breeding Classes. Emphasis shall be placed in the following order of importance: type, conformation, suitability as a breeding animal quality, movement, substance, manners, and presence. When Colt/Stallion and Geldings are judged together, Geldings shall not be judged on suitability as a breeding animal.
5. Gelding In-Hand classes may be offered. To be shown and judged under the same provisions procedure as the Breeding classes.
6. Gelding In-Hand Classes. Emphasis shall be placed in the following order of importance: conformation, type, quality, movement, substance, manners, and presence.

AR118 Breeding/Geldings In-Hand Championships

1. Halter/Breeding Championship and Reserve Championship horse shall be at least one year of age or older.
2. Qualifying classes leading to a Halter/Breeding Championship class must be designated in the prize list.
3. Eligible first and second place horses may compete in the designated Halter/Breeding Championship class.
4. The Championship title shall be awarded to an eligible first place horse.
5. The second place horse to the named champion may compete with the balance of first place horses for the Reserve Championship title.
6. Walking horses quietly on the rail is optional at the judge's discretion.

AR119 Get of Sire and Produce of Dam

1. In Get of Sire and Produce of Dam classes for the get/produce of a Purebred Arabian, Half-Arabian or Anglo-Arabian sire or dam, each entry shall be comprised of at least two offspring, which may be Purebred Arabian, Half-Arabian or Anglo-Arabian, entered under the same name of the sire or dam, one handler per offspring. More than one entry per sire or dam shall be permitted in the same class.
2. To be shown and judged as Breeding/ In-Hand classes except a walk or trot is optional, at the judge's discretion. Ribbons to each horse comprising an entry which receives an award. Use of Arabian Score Sheets is not required.
3. Emphasis is to be placed upon reproductive likeness, uniformity, quality of breed characteristics, conformation and similarity.

AR120 Most Classic Arabian

1. Open to Purebred Arabian stallions, mares and geldings, two years old and older.
2. To be shown In-Hand at an animated walk and trot both directions of the ring. Horses should enter the ring at a trot and remain on rail during the judging. Individual horses may be pulled into the center of the ring for further judging. Only the first place ribbon is to be awarded.
3. Emphasis is placed upon type, presence, animation, carriage and conformation.

AR121 Classic Head

1. Open to Purebred Arabian stallions, mares and geldings. When only one Classic Head class is offered, the entries shall be two years old and over.
2. Horses must be shown in a plain, unmarked sheet or cooler.
3. To enter the ring at a walk and line up for further inspection.
4. The head shall be comparatively small with the profile of the head straight or preferably slightly concave below the eyes. The muzzle shall be small with large nostrils, extended when in action. The eyes shall be large, round, expressive and dark, set well apart. Glass eyes shall be penalized. There should be comparatively short distance between the eye and the muzzle with deep jowls, wide between the branches. Correctness of bite must be considered. The ears shall be small (smaller in stallions than mares), thin and well shaped, tips curved slightly inward.

SUBCHAPTER AR-3 HALF-ARABIAN/ANGLO-ARABIAN BREEDING/GELDING IN-HAND SECTION

AR122 Conduct

1. Classes to be conducted in accordance with Subchapters AR-1 and AR-2 except as stated otherwise in this Subchapter.
2. Classes will be judged on conformation, quality, substance and Purebred Arabian type, in that order. The Half-Arabian or Anglo-Arabian may show characteristics of any other breed. The foregoing first named three qualities shall take precedence in adjudication of Breeding/Gelding In-Hand classes over Purebred Arabian breed type.
3. Half-Arabian/Anglo-Arabian stallions must not enter classes offered for geldings. (Exception: HA/AA Stallions may enter classes for HA/AA Halter geldings only if no stallion class is offered and the horse is a yearling or younger.)
4. Half-Arabian and Anglo-Arabian Breeding/Gelding In-Hand classes may be divided at the discretion of competition management into Stock/Hunter or Saddle/Pleasure type. Once a horse has shown in Stock/Hunter type in-hand or Saddle/Pleasure type in-hand that horse may not show in in-hand classes for the other type at that competition if the classes are divided as to type. Competition management is

encouraged to offer separate Championship classes for each type, but the Championship classes may be combined at competition management's discretion.

a. Each of the conformation types have been developed with specific goals and standards in mind. In no case should any one type be considered by breeders or owners as a handy place to put less than ideal individuals of another conformation type. Conformation type is determined by the breeding and conformation characteristics, including way of moving displayed by the horse.
b. Stock type horses display the conformation qualities necessary for Western events. Hunter type horses should display the conformation qualities necessary for all hunter seat events. Horses of this type carry their head and neck lower than the Saddle/ Pleasure type horse. It is shown in a more relaxed fashion and stance. When in motion the horse has a forward frame. The Stock/Hunter type should be a horse of substance, exhibiting ground-covering motion without excessive elevation.
c. Saddle type horses display the conformation qualities necessary for Saddle Seat English type events. Pleasure type horses should display the conformation qualities necessary for any pleasure type event except Western Pleasure and Hunter Events. Horses of this type carry a high set-on neck of sufficient length and set onto the head in such a way as to allow the horse to set up in the bridle properly, and should exhibit a free flowing and animated trot. The Saddle/Pleasure type should be a refined horse that is more animated than a Stock/Hunter type.
d. A Half Arabian or Anglo Arabian entered in the split in-hand sections of stock-hunter or saddle-pleasure at a competition is not eligible to cross enter into classes of the other group at that competition. The two groups shall consist of: Group #1 the Stock-Hunter In-Hand division shall include the following classes: Western Pleasure, Working Western classes, Hunter Pleasure and Working Hunter classes. Group #2 the Saddle-Pleasure In-Hand division shall include the following classes: English Pleasure, Country English Pleasure, Park and all Driving classes. Exception: Horses entered in Carriage Pleasure Driving classes may enter in Group #1 or Group #2, but may not enter in both groups at the same competition.
e. Exhibitors are encouraged to show their horses in a manner and style consistent with the horse's type. Bridle or other suitable headstall consistent with the horse's type is acceptable (Throatlatch mandatory). Horses shown braided must be shown in Hunter, Show Hack, or Dressage tack respectively) or in a leather stable halter.

SUBCHAPTER AR-4 PERFORMANCE HALTER SECTION

AR123 General

1. Open, Amateur and Junior Exhibitor classes may be held. Classes will not be split by the horse's age. Exception: "Prospect" class for horses two and under at the discretion of show management.
2. Classes must be separated by Arabian and Half-Arabian/Anglo-Arabian. In addition, they must be separated by stallion, mare and gelding.
3. All horses three years of age and older must be entered and shown in an USEF/EC recognized or AHA recognized performance class (Under Saddle and/or Driving) at the same show (the same show is defined by the AHA recognized show number) as the one in which the performance halter class is being held, or have completed an AHA sanctioned Endurance ride or a Competitive Trail Ride recognized by AHA or sanctioned by an AHA recognized Competitive Trail riding organization in the past 90 days. The Performance Halter class may precede competing in the relevant performance class. If a horse is disqualified, excused, or voluntarily withdrawn from a performance class, that class may not be used to qualify for Performance Halter.
4. Horses qualifying via Endurance or Competitive Trail must present dated proof of completion to the show secretary. If classes are held in conjunction with an AHA sanctioned Endurance ride or a Competitive Trail riding organization, all registered Arabian and Half-Arabian/Anglo-Arabian horses entered in and having completed the ride are eligible to compete.
5. Horses with loss of sight in one eye may compete in Performance Halter classes.

Effective 9/1/2025

AR124 Conduct

1. Horses will be judged using the Arabian Performance Halter Score Sheet, with the results based on the total scores (refer to the AHA Handbook for procedure in placing horses at Regionals and Nationals). Shows must post the results no later than one hour after completion of the class.
2. For Purebred Performance Halter for a colt/stallion, filly/mare and gelding classes emphasis is placed in the following order: athletic structure, breed type, quality, balance and substance, neck and shoulder, back, loin and hip, legs and feet, movement.
3. For Half Arabian/Anglo Arabian Performance Halter for colt/stallion, filly/mare and gelding classes emphasis is placed in the following order: athletic structure, quality, balance and substance, neck and shoulder, back, loin and hip, legs and feet, and movement.
4. Order of go will be at the discretion of competition management.

AR125 Procedures

1. Shows may use either “in the ring” or “exit the ring” procedures as identified under AR116.6a and AR116.6b or similar procedure as directed by show management in accordance with options as recommended by the Education & Evaluation Commission (EEC).
2. A horse must be handled and shown throughout the entire class by the same person, except in instances of illness or injury that require a substitute handler. Time allowed for the change of handler shall be in accordance with AR108 Time Out Rules. No handler is permitted to show more than one horse per class. A designated runner exemption may be granted under the following conditions:
    a. An exhibitor in any youth or amateur Performance Halter class who is unable to perform the trot portion as determined by a physician, may appoint a designated runner and submit to the competition at the time of check in to the show office a designated runner exemption form along with a signed physician statement. The physician statement must state the exhibitor is unable to perform the trot in hand portions of the class and the effective dates of the physician letter are not to exceed one year.
    b. It is the show management’s responsibility to inform judge(s) of any designated runner exemptions.
    c. The designated runner must hold current memberships as required by the competition and these rules, and satisfy the eligibility requirements of the class. In addition to the handler, the designated runner must sign the entry blanks as an exhibitor.
    d. The designated runner must be appropriately attired in accordance with the class or section requirements.
    e. The designated runner will handle the horse at the trot upon entrance and upon completion of the stand-up conformation judging. The exchange between the handlers will take place upon completion of the trot entrance and following completion of the stand-up conformation judging. The designated runner will remain in the arena for the duration of the class at a safe and reasonable distance dependent upon the configuration of the arena. In the event the handler requires emergency assistance, the designated runner may assist the handler, however any other coaching or assistance is prohibited.
3. A “controlled paddock” is an area designated by show management outside the competition ring. A controlled paddock must be used and all competitors must pass through the “controlled paddock” in the designated order of go to entering the ring. A Federation steward and/or the Show Commission must supervise this area.
4. In a controlled Performance Halter paddock, no one will school the horse in a manner representative of a hard stand up prior to entering the ring. Any rule violation occurring in or around the controlled paddock will result in a warning and/or yellow card in accordance with USEF rules.
5. No whips, schooling devices, “bagging”, shakers, noisemakers or aids of any kind are permitted in the controlled paddock or in the immediate vicinity of the ring.
6. No whips or other attention-getting devices are allowed within the ring.
7. Horses will be presented in a relaxed, dignified manner and may be expressive and attentive. No horse(s) will be shown in a manner deemed to be presented with a hard stance. On The Muscle/Hard Stand Up is defined as a shift of balance, withdrawing, or an increase in intensity due to any actions or cues from the handler. Horses should be positioned with their weight balanced on all four feet, not stretched. A horse is considered not stretched if all four feet are flat on the ground and at least one front and one rear cannon bone is perpendicular to the ground.

AR126 Appointments

1. Horses may be shown in a traditional style Arabian show halter, a Western style show halter, or a leather stable halter. Horses may be shown in bridles appropriate to their performance divisions.
2. Chains through the mouth are not permitted. A chain or leather strap under the chin, or leather pieces connecting the two sides of the halter under the chin, are permitted.
3. Horses may be shown braided if braiding is appropriate for their performance division(s). Braiding is not required.
4. Attire: Exhibitors may wear any clothing appropriate to the show ring that they feel best represents their horse and allows them to show their horse to their best advantage. Suits or riding habits are not required.
5. The use of hoof polish is permitted.

AR127 Penalties

1. A horse will be eliminated and excused, if it:
    a. is crouching, cowering, buckling at the knees, sweating, trembling, racing backwards or sideways to escape their handlers or other behavior indicating fear, stress or intimidation. This rule will be strictly enforced;
    b. exhibits any welt or swelling that look like a whip mark, regardless of how this was caused;
    c. is obviously limping or of impaired gait;
    d. horse (AR109.3) has fallen; or
    e. (AR105.6) for inhumane treatment and undue stress.
    f. exhibits disruptive behavior such that it or other horses are unable to be inspected by the judge;
    g. exhibits behavior such that the safety of it, the handler, an exhibitor, a judge, or another horse is in danger;
    h. is not under the control of the exhibitor;
    i. breaks loose from the exhibitor; or
    j. a horse is shanked (except in circumstances required to gain control);
    k. Removal of eyelashes; or
    l. Changing the natural color of the mane and/or tail

2. A horse must be penalized in accordance with the following:
    a. A ten point penalty must be assessed if the horse is deemed to be presented with a hard stance.
        i. An on the muscle/hard stand up is defined as a shift of balance, withdrawing, or an increase in intensity due to any actions or cues from the handler.
        ii. A horse that shows natural charisma, presence and enthusiastic forward movement should be rewarded, not penalized.
    b. A Ten Point Penalty must be assessed for an unnatural appearance, see AR105.2b.
    c. Excessive amounts of oil, grease or other similar substance, in accordance with the Performance Halter Score Card.
    d. Balding the area around the eyes or proximal to the muzzle and nostrils, in accordance with Performance Halter score card.

<u>SUBCHAPTER AR-5 PERFORMANCE SECTION</u>

AR128 General Performance Classes

1. In all classes where horses compete collectively (except in Roadster) all horses shall be worked at all required gaits both directions of the ring unless otherwise described by class specifications, and will be asked to reverse direction at either the walk (normal, collected, or extended), jog trot, or trot (normal or collected). At the judge's discretion, horses shall change from any gait to any other gait as listed in class specifications. Judges are required to consider the performance at each gait equally in adjudicating performance classes.

2. Work-Offs will be judged as a separate class and horses must be tied for placings being considered in that work-off. Work-Offs may be called for by the judge for any or all placings. In the event a work-off is requested, those horses not involved in the work-off must be excused to the paddock until the completion of the work-off. All horses chosen for a work-off must be worked both ways of the ring at any gait listed in class specifications and requested by the judge. An exhibitor choosing to not complete the work-off for any reason has the option of lining up and receiving the last ribbon awarded in the work-off.
3. The following provisions shall apply for only the classes in the following sections: Park Section, English Pleasure Section, Country English Pleasure Section, Carriage Pleasure Driving Section, Formal Driving Section, Pleasure Driving Section, Country Pleasure Driving Section, Roadster Section, and Combination Class Section. When the judge calls for the lineup, exhibitors must continue in the same direction the class is working when bringing their entries to the lineup. Horses must come to the lineup at the gait requested. Judges must penalize entries that do not comply.
4. In the line up, horses must stand quietly and may be asked to back individually or as a group returning to the line up at a walk with no additional testing. In driving classes requiring a reinback in the line up, the over check or side check may be adjusted by the header but must remain fastened until the reinback has been completed.
5. Horses are not to stretch in the line up.
6. Stripping of horses is not permitted.
7. In any class where a full bridle is required or permitted a judge may not request that gaits be performed only on bridoon or curb.
8. In English Pleasure, Country English Pleasure, or English Show Hack classes, light contact must be maintained with all reins at all gaits.
9. Entries in Park, English Pleasure, Country English Pleasure, Combination and Saddle Seat Equitation classes; the transition from the trot to canter is not permitted.
10. Class specifications are listed in order of judging priority and are to be judged in the order given.
11. When a class is divided, A) duplicate awards (including prize money) may be given, or B) management may direct that the top contestants from each group return to the ring for final adjudication (Exception: classes which require individual tests). If duplicate awards are given, horse and/or rider may not compete in more than one section of the class which has been divided. When more than 40 horses or riders are entered in a performance class in which horses compete together, the class must be divided. The method of dividing classes is at management's discretion.

AR129 General Performance Championships

1. A Show Committee must designate all qualifying classes and can require any or all winners in a qualifying class at that competition to compete in a Performance Championship class provided this is stated in the prize list and the gaits required are the same as in the qualifying class. Any exhibitor failing to comply must forfeit all prize money in the qualifying class. If an exhibitor or trainer qualifies more than one horse for a Championship class, they can elect to show only one.
2. To be eligible to show in a Performance Championship class, a horse must have been properly entered, shown and judged in one qualifying class at that competition in the same section. (This does not apply to AHA Regional and AHA National Championship Competitions.)
3. An entry which while performing in a qualifying class fails to qualify by reasons of equipment repair, shoeing time, illness (certified by the official veterinarian) or failure of a class to fill shall be permitted to pay double fee and make a post entry in another qualifying class in the section or if no subsequent qualifying class is available for such post entry, the horse shall be considered qualified for the Performance Championship class, provided the horse has previously been entered in the Championship. Exception: Dressage. (See also GR809.3)
4. To avoid divided Performance Championship classes, eligibility for a Championship class may be limited to ribbon winners in qualifying classes.
5. Any performance class, except a championship class, may be divided at management's discretion.

SUBCHAPTER AR-6 PARK HORSE SECTION

AR130 Conduct

1. Competitors enter the ring in a counterclockwise direction, at a trot.
2. The horse is to give a brilliant performance, with style, presence, finish, balance and cadence; with proper cadence and balance being paramount.

AR131 Appointments

1. Tack:
   a. Bridle shall be light, show type; either single curb, curb and bridoon, or pelham bit. Junior Horses are eligible to compete in single snaffles (defined as a smooth, rounded snaffle bit that is at least 3/8" in diameter as measured ½" from the ring, half cheeks permitted. The snaffle bit may be wrapped with Guardtex, Latex, Sealtex or similar materials.) No martingales or tie-downs.
   b. English-type saddle required.
2. Attire:
   a. Informal saddle seat attire is suggested; no hunt attire. Suggested are conservative colors such as black, blue, grey, beige or brown jacket with matching jodhpurs. Day coat with jodhpurs also permitted. Derby, soft hat or protective headgear required. Contrasting vests and/or ties are acceptable. Formal attire is suggested for classes held after 6:00 p.m. or Championship classes. Formal attire consists of tuxedo-type jacket and formal jodhpurs, boots and top hat; or dark saddle suit and derby.
   b. Spurs, whip or crop optional at the exhibitor's discretion.

AR132 Qualifying Gaits

1. Walk: A true, cadenced, four-beat walk, with horse collected. The motion should be brisk and vigorous with the horse showing animation and brilliance.
2. Trot: Animated, natural and cadenced, with impulsion and power from behind, the front airy and light. The animated natural trot is extremely bold and brilliant, characterized by free shoulder action. The trot should appear effortless and be executed willingly with apparent ease. The horse to have leg flexion with extension, (foreleg extending fully forward at full stretch with airy motion combined with hock action that is powerful and well raised, the hind leg being brought forward with a driving stride). The action should be balanced and cadenced. Loss of form due to excessive speed shall be penalized. The trot should be a true two-beat diagonal gait. Mixed gaits, pacing or racking must be considered major faults.
3. Canter: True, collected, animated, smooth and unhurried. The movement light and airy with more elevation than in Pleasure classes. The horse to be balanced, supple and mobile. To be straight on both leads. Loss of form due to excessive speed shall be penalized.

AR133 Park Horse Class Specifications

1. OPEN. To be shown at a walk, trot and canter. To be judged on brilliant performance with proper cadence and balance, presence, quality, manners and conformation.
2. AMATEUR. To be shown at a walk, trot and canter. To be judged on brilliant performance with proper cadence and balance, manners, quality and suitability of horse to rider.
3. LADIES, GENTLEMEN. To be shown at a walk, trot and canter. To be judged on brilliant performance with proper cadence and balance, manners, quality and suitability of horse to rider.
4. JUNIOR HORSE. To be shown at a walk, trot and canter. To be judged on quality, brilliant performance with proper cadence and balance, and manners.

SUBCHAPTER AR-7 ENGLISH PLEASURE SECTION

AR134 Conduct

1. Competitors enter the ring in a counterclockwise direction, at the normal trot.
2. Light contact must be maintained with all reins at all gaits.
3. It is imperative that the horse gives the distinct appearance of being a pleasure to ride and display a pleasurable attitude. To this end, all gaits must be performed with willingness and obvious ease, cadence, balance and smoothness.

AR135 Appointments

1. Tack:
   a. Bridle shall be light, show type; either single curb, single snaffle, curb and bridoon or pelham bit. Junior Horse classes require a light, show type bridle; either single curb or single snaffle (defined as a smooth, rounded snaffle bit that is at least 3/8” in diameter as measured 1/2” from the ring, half cheeks permitted. The snaffle bit may be wrapped with Guardtex, Latex, Sealtex or similar materials), curb and bridoon or pelham bit. No martingales or tie-downs.
   b. English-type saddle. No forward seat saddles allowed.
2. Attire:
   a. Informal saddle seat attire is required; no hunt attire. Suggested are conservative colors such as black, blue, grey, beige or brown jacket with matching jodhpurs. Day coat with jodhpurs also permitted. Boots and derby, soft hat or protective headgear required. Contrasting hats, vests and/or ties are acceptable.
   b. Spurs, whip or crop optional, at the exhibitor’s discretion.

AR136 Qualifying Gaits

1. Walk, a four-beat gait: Brisk, true and flat-footed with good reach.
2. Normal trot, a two-beat gait: To be performed at medium speed with moderate collection. The normal trot must be mannerly, cadenced, balanced and free-moving. Posting is required.
3. Strong trot, a two-beat gait: This trot is faster and stronger than the normal trot. It is performed with a lengthened stride, powerful and reaching, at a rate of speed which may vary between horses since each horse should attain its own strong trot in harmony with its own maximum natural stride. The horse must not be strung out behind. The horse should show moderate collection without exaggeratedly high action in front. The horse must present a willing attitude while maintaining form. The strong trot must be mannerly, cadenced, balanced and free-moving. Rider to post the trot.
4. Canter, a three-beat gait: Smooth, unhurried, with moderate collection, correct and straight on both leads.
5. Hand Gallop: The hand gallop is performed with long, free, ground covering stride under control. The amount of ground covered may vary between horses due to the difference in natural length of stride. The hand gallop is not a fast collected canter but a true lengthening of stride, correct and straight on both leads. Extreme speed to be penalized. There shall be a distinct difference between the canter and the hand gallop.

AR137 English Pleasure Class Specifications

1. OPEN. To be shown at a walk, normal trot, strong trot, canter and hand gallop. To be judged on manners, performance, attitude, quality and conformation.
2. AMATEUR. To be shown at a walk, normal trot and canter. To be judged on manners, performance, attitude, quality, suitability of horse to rider, and conformation.
3. LADIES, GENTLEMEN. To be shown at a walk, normal trot and canter. To be judged on manners, performance, attitude, quality, suitability of horse to rider, and conformation.
4. JUNIOR HORSE. To be shown at a walk, normal trot and canter. To be judged on quality, performance, attitude and manners.

© USEF 2026

SUBCHAPTER AR-8 COUNTRY ENGLISH PLEASURE SECTION

AR138 Conduct

1. Competitors enter the ring in a counterclockwise direction, at the normal trot.
2. Light contact must be maintained with all reins at all gaits.
3. It is imperative that the horse gives the distinct appearance of being a pleasure to ride.
4. All gaits must be performed with willingness and obvious ease, cadence, balance and smoothness.
5. It is mandatory that horses be asked to halt on the rail, stand quietly, back and walk off on a loose rein at least one direction of the ring. A true flat walk must be demonstrated on a loose rein with horse's neck relaxed and head slightly lowered. Failure to demonstrate a true flat walk MUST be penalized.
6. A quiet, responsive mouth is paramount.
7. High action at the canter or trot must be penalized. Rider to post the trot.
8. Extreme speed at the canter or trot must be penalized.
9. For Country English Pleasure performance criteria, see AR Country English Pleasure Chart below.

© USEF 2026

Country English Pleasure Chart	Good	Minor Fault	Major Fault	Elimination General Items
Walk	relaxed flat footed moving forward	a few hesitant strides	jigging, anxious not walking, standing or consistent circling in a corner	Blood in the mouth, chin shoulder or flanks (AR105.6) lame (AR105.1 - must be serviceably sound) whip marks (AR105.6) abusive treatment (AR105.4) dangerous to other exhibitors (AR105.5) rearing, running backwards, bucking, out of control (AR105.5 - these would be examples of dangerous to others and possibly rider) fall of horse or rider, if due to bad manners of horse (AR109.1-3)
Trot	cadenced unhurried, moderate shift of balance point	a few missed steps varied speed	break of gait aggressive gait extreme speed extreme shift of balance point high action, i.e. consistently trotting over level	
Canter	straight and true	crooked varied speed	chargy wrong lead cross cantering high action	
Hand Gallop	true change of gait longer stride	minimal change of stride	cross cantering change of lead extreme speed	
Stop, back walk on a loose rein	straight square halt, straight unhurried back, relaxed walk with lowered frame relaxed gathering of the reins	crooked halt premature back crooked back hesitant walk slight resistance to the gathering reins	antsy or no halt refusal to back forced back no loose rein chargy or no walk no lowered frame no relaxed lowered frame major resistance to the gathering of reins	
			Horses with an unnatural tail carriage (see AR105.2b) must be positioned last in the class.	

AR140 Appointments

1. Tack:
   a. Bridle shall be light, show type; either single curb, single snaffle, curb and bridoon or pelham bit. Junior Horse classes require a light, show type bridle; either single curb or single snaffle (defined as a smooth, rounded snaffle bit that is at least 3/8” in diameter as measured 1/2” from the ring, half cheeks permitted. The snaffle bit may be wrapped with Guardtex, Latex, Sealtex or similar materials), curb and bridoon or pelham bit. No martingales or tie-downs.
   b. English-type saddle. No forward seat saddles allowed.
2. Attire:
   a. Informal saddle seat attire is required; no hunt attire. Suggested are conservative colors such as black, blue, grey, beige or brown jacket with matching jodhpurs. Day coat with jodhpurs also permitted. Boots and derby, soft hat or protective headgear required. Contrasting hats, vests and/or ties are acceptable.
   b. Spurs, whip or crop optional, at the exhibitor’s discretion.

AR141 Qualifying Gaits

1. Walk, a four-beat gait: To be true, flat-footed and ground covering.
2. Normal Trot, a two-beat gait: To be an overall balanced, relaxed, easy-going trot with elasticity and freedom of movement.
3. Strong Trot, a two-beat gait: To be faster with lengthened stride, maintaining balance, ease and freedom of movement.
4. Canter, a three-beat gait: To be smooth, unhurried, straight and correct on both leads.
5. Hand Gallop: To be a faster gait, lengthened stride and controlled, straight and correct on both leads.

AR142 Country English Pleasure Class Specifications

1. OPEN. To be shown at a walk, normal trot, strong trot, canter and hand gallop. To be judged on attitude, manners, performance, quality and conformation.
2. AMATEUR. To be shown at a walk, normal trot and canter. To be judged on attitude, manners, performance, quality, conformation and suitability of horse to rider.
3. LADIES, GENTLEMEN. To be shown at a walk, normal trot and canter. To be judged on attitude, manners, performance, quality, conformation and suitability of horse to rider.
4. JUNIOR HORSE To be shown at a walk, normal trot and canter. To be judged on attitude, manners, quality, and performance.

SUBCHAPTER AR-9 HUNTER PLEASURE SECTION

AR143 Conduct

1. Competitors enter the ring in a counterclockwise direction at the trot.
2. Direct but light contact with the horse’s mouth must be maintained at all gaits. Draped reins are incorrect. Direct contact means that there should be a straight line from the rider’s hands to the horse’s mouth.
3. To stand quietly and back readily.
4. For Hunter Pleasure Performance criteria, see AR Hunter Pleasure Chart below.

Hunter Pleasure Chart	Good	Minor Fault	Major Fault	Elimination General Items
Walk	ground covering 4-beat straight flat footed relaxed walk	Slow fast lack of attention	short strided nervous uneven steps	Blood in the mouth, chin shoulder or flanks (AR105.6) lame (AR105.1 - must be serviceably sound) whip marks (AR105.6) abusive treatment (AR105.4) fall of horse or rider, if due to bad manners of horse (AR109.1-3) dangerous to other exhibitors (AR105.5) rearing, running backwards, bucking, out of control (AR105.5 - these would be examples of dangerous to others and possibly rider)
Trot	long, ground covering strides efficient steady straight	short strided choppy on forehand	not cadenced uneven strides high knee excessive motion excessive speed	
Canter	even smooth unhurried straight ground covering strides	uneven strides too fast on forehand	untrue gait extreme speed no change of frame high knee swapping leads, cross cantering	
Hand Gallop	true lengthening of stride and frame	quicker rather than longer on forehand	out of control no change of frame	
Back	proper flexion backs readily responsive backs in a straight line	hesitates not straight slight resistance	resistant refusal head throwing gapping pulling	
General	direct, light contact at all gaits ground covering strides at all gaits pleasurable, relaxed attitude efficiency of movement	loss of contact loss of frame loss of cadence poor transitions	over bridled busy mouth high headed draped rein on the forehand bad attitude	
			Horses with an unnatural tail carriage (AR105.2b) must be positioned last in the class.	

AR144 Appointments

1. Tack:
   a. Bridle shall be light, show type; either snaffle (including full or half cheek), pelham, full bridle or kimberwick bit acceptable. Browband/cavessons must be of hunter type.
   b. Junior Horse classes require a snaffle bit. (Snaffle bit is defined as snaffle bit of at least 3/8" diameter as measured ½" from the ring. The snaffle bit may be jointed, double jointed or unjointed. For all junior horse performance classes, all snaffle bits must have a round, egg butt or "D" shaped ring with no attachments to the headstall or reins through a hook (except for keepers for a full cheek snaffle when section rules allow a full cheek). Full cheek (with or without keepers), French and Dr. Bristol snaffle bits are permitted). The following are not permitted: half cheek snaffles, ornamented bridles, browbands or cavessons, saddle seat style colored browbands/cavessons, figure eight, drop, or flash nosebands.
   c. Breastplate or breast collar is optional.
   d. No martingales or tie-downs.
   e. Type of English saddle is optional, but forward seat type saddle recommended. Saddle Seat type saddles are not allowed.
2. Attire:
   a. Informal attire is required. It includes a coat of conservative color (black, blue, gray, green, brown, or burgundy and conservative shades thereof) made of materials that are suitable for and follow the tradition of fox hunting. It is further recommended that the rider's attire not distract from the performance of the horse and rider. Discrete patterns such as tweeds, hounds tooth, jacquard, pinstripes or subtle plaids are allowed. Coats must be darker than the breeches or jodhpurs. Brocades, raised patterns, glossy/metallic/shiny fabrics or materials are not suitable for hunting. Ornamentation other than a stock or lapel pin, tie clip or tack, or monogram are not allowed on any item of attire. Gloves are optional, but if worn, must be of conservative color. Boots and conservatively colored hunting cap, derby, or protective headgear are mandatory. Nonconforming exhibitors must be severely penalized. Judges must not eliminate a rider for inappropriate attire except for safety. See GR801.
   b. Spurs and crop or bat, no longer than 30" including lash are optional, at the exhibitor's discretion. (Exception: Side saddle.)

AR145 Qualifying Gaits

1. It is imperative that the horse give the distinct appearance of being a pleasure to ride and display a pleasurable and relaxed attitude. Compared to an English Pleasure, Country English Pleasure or Show Hack horse which is shown in an upright frame, the Hunter Pleasure horse should be in a longer, more rectangular frame, with a neck carried lower and in a more relaxed manner with less arch in the neck and less bend at the poll. The stride at every gait should be long, cover ground, and exhibit efficiency of movement. While some degree of carriage is appropriate in a Hunter Pleasure horse, a stride that is short, high, and round is not appropriate. Horses that are, for more than a few strides, high headed, ridden on a draped rein, not in an appropriate frame, on the forehand, short-strided, or behind the vertical must be severely penalized.
2. Suitability as a Hunter as found in AR143 means that the horse is in a frame suitable to take a jump safely and efficiently.
3. Walk, a four-beat gait: Straight, true and flat-footed. Regular and unconstrained with good reach.
4. Trot, a two-beat gait: Straight and regular. The trot should be mannerly, cadenced and balanced. To be performed at a medium speed with a free moving, long, ground covering, efficient stride that is not short, high, round, or choppy. Rider to post the trot.
5. Canter, a three-beat gait: Even, smooth, unhurried, correct and straight on both leads.
6. Hand Gallop: The hand gallop is performed with a long, free, ground covering stride. The amount of ground covered may vary between horses due to difference in natural length of stride. A decided lengthening of stride should be shown while the horse remains controlled, mannerly, correct and straight on both leads.

AR146 Hunter Pleasure Class Specifications

1. OPEN. To be shown at a walk, trot, canter and hand gallop both directions of the ring. To stand quietly and back readily. To be judged on manners, performance, suitability as a Hunter, quality and conformation.
2. AMATEUR. To be shown at a walk, trot, canter and hand gallop both directions of the ring. To stand quietly and back readily to be judged on manners, performance, suitability as a Hunter, quality and conformation.
3. LADIES, GENTLEMEN. To be shown at a walk, trot, canter and hand gallop both directions of the ring. To stand quietly and back readily. To be judged on manners, performance, suitability as a Hunter, quality and conformation.
4. JUNIOR HORSE. To be shown at a walk, trot, canter and hand gallop both directions of the ring. To stand quietly and back readily. To be judged on quality, performance, suitability as a Hunter, manners and conformation.

SUBCHAPTER AR-10 WESTERN PLEASURE SECTION

AR147 Conduct

1. Competitors enter the ring in a counterclockwise direction at the jog-trot.
2. Light contact with horse's mouth must be maintained at all gaits.
3. If bridles are to be checked, it is the sole decision of the judge to do so. The judge may designate the steward to check bridles at the out gate. Riders must dismount.
4. A Junior Western Pleasure horse shown in either a hackamore or snaffle must never have been shown in any Arabian Competition/Division Western Pleasure event in a bridle. (Except Trail, Reining, Reined Cow Horse, all Ranch, and Working Cow Horses. See Sub-Chapter 26.)
5. For Western Pleasure performance criteria, see AR Western Pleasure Chart below.

WESTERN PLEASURE CHART	GOOD	MINOR FAULTS	MAJOR FAULTS	ELIMINATION
WALK	Ground covering Flat Footed Good attitude	Slow Not Attentive Fast	Nervous Jigging Not walking Intimidated walk	Two hands on reins (except when using snaffle/hackamore) Fingers between closed reins or more than one finger between split reins Kicking Prohibited equipment Lameness Cueing horse in front of cinch Fall of horse or rider Blood Horse/rider interference with balance of class
JOG	Good movement Consistent Steady	Too slow Too fast Inconsistent rate & carriage	Not performing a two-beat jog Failing to jog both front and back Hard or rough riding Wogging Short stepping	
LOPE	Good movement Consistent Steady	Too slow Too fast Inconsistent rate & carriage	Not straight Improper leads Luggin/pulling Not performing a three-beat lope	
HAND GALLOP	True lengthening of stride & frame	Too fast Inconsistent rate & carriage	Extreme speed No distinction in change of frame Obvious loss of control	
BACK	Proper flexion Readily responsive Backs a straight line	Hesitating Not straight	Resistant Throwing head Gapping Pulling Refusal Rearing Failure to return to original place	
GENERAL	Uninterrupted gait Proper movement Obedient and soft Smooth Steady Proper flexion Balance Good attitude Self carriage	Over and under flexion Sour ears Switching tail Inconsistent speed Out of balance Poll too high or too low to throw horse out of balance Improper or incomplete appointments Transitions-excessive use of cues	Gaits not straight and true Agitated tail Throwing head Bad mouth Excessive use of bridle Gapping Constant breaking of gaits Obvious schooling Intimidation Undue stress	
			Horses with an unnatural tail carriage (AR105.2b) must be positioned last in the class.	

AR148 Appointments

1. Competitors must be penalized for incomplete appointments, but not necessarily disqualified. Competitors must be eliminated for prohibited equipment.
2. Tack:
   a. Bridle. Any western type headstall without noseband in conjunction with any standard western bit shall be allowed. A standard western bit is defined as having a shank with a maximum length overall of 8 ½". The mouthpiece will consist of a round or oval bar 5/16" to ¾" in diameter as measured one inch in from the shank. The bars may be metal, rubber, or synthetic material and may be inlaid but must be smooth. If wrapped, only latex or similar materials are permitted. The bars may be encased in smooth 5/16" to 3/4" in diameter tubular barrels that rotate around the bars. Nothing may protrude below the mouthpiece (bar) such as extensions, prongs, or rivets designed to intimidate the horse. Rollers attached to the center of the bit are acceptable, and may extend below the bar. Jointed mouthpieces are acceptable and may consist of two or three pieces and may have one or two joints. A three piece mouthpiece may include a connecting ring of 1 ¼" or less in diameter or a connecting flat bar of 3/8" to ¾" (measured top to bottom with a maximum length of two 2"), which lies flat in the mouth, or a roller or port as described herein. The port must be no higher than 3 ½" with roller(s) and covers acceptable. Jointed mouthpieces, half-breeds, and spade bits are standard. Slip or gag bits, rigid donut mouthpieces and flat polo mouthpieces are prohibited. Roping bits with both reins connected to a single ring at center of crossbar shall not be used. Reins must be attached to each shank. Either a curb chain or flat leather chin strap is required to be used with a curb bit and must be at least ½" in width and lie flat against the jaws of the horse. No wire, rawhide, metal or other substance can be used in conjunction with or as part of the flat leather chin strap, or curb chain. Round, rolled, braided or rawhide curb straps are prohibited, except when used on a ring snaffle when applied below the reins. A light lip strap is permissible. See illustration in Western Division. Any rein design or other device which increases the effective length and thereby the leverage of the shank of a standard Western bit is prohibited (see WS105.2).
   b. Junior horse classes require a snaffle bit or hackamore. Hackamore/ Bosal or standard snaffle are permitted in any class on horses five years old and under, unless prohibited in the prize list. A standard snaffle bit is defined as a single center jointed, rounded, unwrapped, smooth metal mouthpiece of 5/16" to ¾" diameter as measured from ring to 1" in from the ring with a gradual decrease to the center of the snaffle. The rings may be from 2" to 4" outside diameter of either the loose type, eggbutt, dee, or center mounted without cheeks. If a curb strap is used it must be attached below the reins. A hackamore includes a bosal rounded in shape and constructed of braided rawhide or leather and must have a flexible non-metallic core, attached to a suitable headstall. No other material of any kind is to be used in conjunction with the bosal, i.e., steel, metal or chains (Exception: smooth, plastic electrical tape is acceptable if applied in a smooth, untwisted manner). Attached reins may be of hair, rope, or leather. Both hands must be visible to the judge. Two hands may be used on hackamore (Bosal) and Western snaffle reins.
   c. Split reins or closed reins are equally acceptable.
      1. Only one hand may be used on reins and hands must not be changed except to negotiate an obstacle in a Trail Horse Class.
      2. While working a cow in herd work and Limited Reined Cow Horse, it is permissible to hold the reins and the romal in one hand (rein hand), while doing so, the other hand may be used to hold the saddle horn.
      3. For romal reins, the rider's hand must be closed around the reins with the wrist kept straight and relaxed and the thumb on top. The bottom of the hand must hold the point of the reins closest to the horse's mouth. The reins must not be held between the fingers. Exception when the ends of split reins fall on side of reining hand, one finger between reins is permitted.
      4. When using romal or when ends of split reins are held in hand not used for reining, no finger between reins is permitted.
      5. The rider may hold romal or the end of split reins to keep them from swinging and to adjust the position of the reins provided it is held with at least 16 inches of rein between the hands.
   d. Rope, riata and/or hobbles are optional.

   e. Hackamore bits, cavesson type nosebands, martingales and tie-downs are prohibited.
   f. Saddle: Any standard stock saddle with a horn is required, but silver equipment will not count over a good working outfit. Tapaderos may not be used.
3. Attire:
   a. Riders shall wear Western hat, long-sleeved shirt with any type collar, trousers or pants (one piece long sleeved equitation suit is acceptable provided it includes a collar); chaps, shotgun chaps, or chinks, and boots. A vest, jacket, coat, and/or sweater may also be worn. Competitors with incomplete attire must be penalized.
   b. Spurs are optional at the discretion of the exhibitor, whips are not allowed except with side saddle. (See GR1310 Dispensations.)

AR149 Qualifying Gaits

The good Western pleasure horse has a comfortable free flowing stride of reasonable length in keeping with the individual's conformation. It should cover a reasonable amount of ground with little effort. Ideally, the horse should have a balanced, sweeping motion that requires no more than light contact by the rider. The head and neck serve as a balance arm and are carried in a relaxed, natural position appropriate for each individual's own conformation. Maximum credit should be given to the responsive, confident, willingly guided horse that performs all the required gaits correctly with strength and finesse. The horse should be balanced in all aspects; conformation, gait and disposition. Such a horse is an athlete that goes softly and gives the appearance of being fit and capable of the tasks. Ultimately, the horse is very eye appealing and gives the Impression of being a pleasure to ride. Light contact should be measured by a horse's response to the rider's hands, seat and legs and not merely by the tension in the reins. However, an excessively draped rein is just as undesirable as extremely tight rein. Subtle cues are desirable, while an absence of cues is not. The individual that willingly and quietly responds to subtle cues by the rider is performing with light contact. For performance criteria, see Western Pleasure Chart.

1. Walk, a four-beat gait: True, flat footed and ground covering.
2. Jog-Trot, a two-beat gait: Free, square, slow and easy.
3. Lope, a true three-beat gait: Smooth, slow, easy and straight on both leads.
4. Hand Gallop: A real hand gallop, not merely an extended lope, extreme speed to be penalized. There should be a distinct difference between the lope and the hand gallop.
5. Back: In the lineup, horses may be asked to back in a straight line with no additional testing, returning to the lineup at a walk. Horses may be asked to back on the rail.

AR150 Western Pleasure Class Specifications

1. OPEN. To be shown at a walk, jog-trot, lope and hand gallop. Extreme speed to be penalized. To be judged on manners, performance, substance, quality, conformation and attitude. In the lineup, horses may be asked to back in a straight line with no additional testing, returning to the lineup at a walk. Horses may be asked to back on the rail.
2. AMATEUR. To be shown at a walk, jog-trot and lope. To be judged on manners, performance, suitability of horse to rider, substance, quality, conformation and attitude. In the lineup, horses may be asked to back in a straight line with no additional testing, returning to the lineup at a walk. Horses may be asked to back on the rail.
3. LADIES, GENTLEMEN. To be shown at a walk, jog-trot and lope. To be judged on manners, performance, suitability of horse to rider, substance, quality, conformation and attitude. In the lineup, horses may be asked to back in a straight line with no additional testing, returning to the lineup at a walk. Horses may be asked to back on the rail.
4. JUNIOR HORSE. To be shown at a walk, jog-trot and lope. To be judged on substance, quality, performance, manners and attitude. In the lineup, horses may be asked to back in a straight line with no additional testing, returning to the lineup at a walk. Horses may be asked to back on the rail.

SUBCHAPTER AR-11 LADIES SIDE SADDLE SECTION

AR151 Conduct

1. Competitors enter the ring in a counterclockwise direction at the trot or jog-trot.
2. When entries warrant, it is recommended that sidesaddle classes be divided into English or Western.
3. Safety is of the utmost importance in tack and attire; judges should penalize exhibitors not conforming to good safety practices.
4. It is suggested that horses line up head-to-tail the length of ring.
5. Horses should back readily if requested by the judge and stand quietly.
6. Classes may be offered as follows:
   a. ENGLISH (HUNTER, ENGLISH SHOW HACK, DRESSAGE, OR SADDLE SEAT)
   b. WESTERN/ENGLISH (HUNTER, ENGLISH SHOW HACK, DRESSAGE, WESTERN OR SADDLE SEAT)
   c. WESTERN (WESTERN)

AR152 Appointments

1. Tack
   a. Bridle: Appropriate to style of attire.
      1. Western, see AR148.2a
      2. English Show Hack, see AR160.1a
      3. English, see AR135.1a
      4. Hunter, see AR144.1a
      5. Period, any bridle outlined in the above sections (1-4) are appropriate.
   b. Martingales or tie downs are prohibited.
   c. Saddle: Appropriate sidesaddle, to style of attire.
2. Attire:
   a. English (Hunter, English Show Hack, or Saddle Seat), Western or Period. If a shirt is worn as part of Western attire, it must be long sleeved. Jackets are allowed as part of any style attire. Skirt, divided skirt or apron, hat, and boots are required. Period attire is acceptable and encouraged to be researched as to the authenticity of the entire costume. Hat and boots required.
   b. Spur, whip or crop optional, at the exhibitor's discretion.
   c. Competitors must be penalized for incomplete appointments but not necessarily disqualified.

AR153 Qualifying Gaits

1. A good ground-covering walk, a comfortable trot or jog-trot, and easy flowing canter or lope is desirable.
2. The side saddle horse should give the distinct impression that it is a comfortable mount to ride.
3. Transitions from one gait to another should be smooth and effortless. Riders may sit or post to the trot.

AR154 Ladies Side Saddle Class Specifications

OPEN, AMATEUR. To be shown both directions at the walk, trot or jog-trot, canter or lope. Horses should back readily if requested by the judge and stand quietly. To be judged 85% on manners, performance, suitability, quality and conformation; 15% on appropriate side saddle attire. Manners and suitability of purpose shall be emphasized. (Suitability refers to the horse being suitable as a sidesaddle mount.)

SUBCHAPTER AR-12 MOUNTED NATIVE COSTUME SECTION.

AR155 Conduct

1. Competitors enter the ring in a counterclockwise direction at the canter.
2. Rider must have complete control of horse at all times.
3. It is suggested that horses line up head-to-tail the length of ring.
4. Horses shall stand quietly and back readily.

AR156 Appointments

1. Tack
   a. Bridle may consist of bit, hackamore or other suitable headstall. Safety is of the utmost importance in tack and attire. Decorations in keeping with colorful desert regalia shall be added to equipment.
   b. No martingales or tie downs permitted.
2. Attire shall consist of native (Bedouin) type costume including flowing cape or coat, pantaloons, head dress, scarf or sash. No object may be carried in either or both hands other than reins, a portion of an aba, and/or a riding crop or whip. Spurs, whip or crop optional, at the exhibitor's discretion.

AR157 Qualifying Gaits

1. Walk, a four-beat gait: Brisk, true and flat-footed with good reach.
2. Canter, a three-beat gait: Smooth, unhurried, with moderate collection, correct and straight on both leads.
3. Hand Gallop: The hand gallop is performed with long, free, ground covering stride under control. The amount of ground covered may vary between horses due to the difference in natural length of stride. The hand gallop is not a fast collected canter but a true lengthening of stride, correct and straight on both leads. There shall be a distinct difference between the canter and the hand gallop.
4. Extreme or reckless speed to be penalized.

AR158 Mounted Native Costume Class Specifications

OPEN, AMATEUR, LADIES, GENTLEMEN. To be shown at a walk, canter and hand gallop. Extreme or reckless speed to be penalized. Horses should stand quietly and back readily. To be judged 75% on performance and manners; 25% on appointments.

SUBCHAPTER AR-13 ENGLISH SHOW HACK SECTION.

AR159 Conduct

1. Competitors enter the ring in a counterclockwise direction at the normal walk or normal trot.
2. Light contact must be maintained with all reins at all gaits.

AR160 Appointments

1. Tack:
   a. Bridle shall be light, show type; either single snaffle, double (full) or pelham. Kimberwick bit is permitted. Browbands and cavessons other than hunter or dressage types are prohibited. Unconventional tack such as figure eight, drop, or flash nosebands are not permitted.
   b. English saddle of any type is required.
   c. Martingales, breastplates not allowed.
   d. Horses may show with a braided mane and/or tail.

© USEF 2026

2. Attire:
   a. Acceptable Hack attire is required. It consists of conservatively colored coat, breeches and boots. A conservatively colored hunting cap, derby or protective headgear is mandatory. Formal attire consisting of white breeches, top hat and tails may be worn. It is usual to wear such attire after 6:00 p.m., or in Championship classes.
   b. Spurs, whip or crop optional at the exhibitor's discretion.

AR161 Qualifying Gaits

1. An English Show Hack horse is not necessarily a Dressage horse, nor an English Pleasure horse of the Arabian Division. Elevation and high knee action are not to be emphasized. The English Show Hack is a suitable section for the well trained animal. The English Show Hack horse must be balanced and show vitality, animation, presence, clean fine limbs and supreme quality. Soundness is required. The collected and extended gaits must be called for; i.e., collected walk, extended walk, normal walk; collected trot, extended trot, normal trot; collected canter, extended canter, normal canter and hand gallop. The English Show Hack horse shall be able to perform all of these gaits with a noticeable transition between the normal, collected, and extended gaits. The horse must be under complete control and easily ridden. Obedience to the rider is of prime importance. If the horse exhibits clear transitions in a balanced and level manner, appearing to be giving a comfortable and pleasurable ride, the horse is performing correctly for this class.
2. To stand quietly and back readily. At the discretion of the judge, horses may be asked to halt and rein-back while on the rail.
3. Walk, a four-beat gait: Straight, true and flat-footed.
   a. Normal Walk: Regular and unconstrained, moving energetically and calmly forward.
   b. Collected Walk: Strides are shorter and higher than at the normal walk. The head approaches the vertical, but should never move behind it. Pacing is a serious fault.
   c. Extended Walk: The horse is allowed to lengthen frame and stride while rider maintains light rein contact. The horse should cover as much ground as possible without rushing.
4. Trot, a two-beat gait: Free-moving, straight, rider maintaining light contact with horse's mouth at all times.
   a. Normal Trot: Light, crisp, balanced and cadenced, with rider posting.
   b. Collected Trot: The horse's stride is shorter and lighter, maintaining balance and impulsion. The neck is more raised and arched than at the normal trot as head approaches the vertical line, never moving behind it. Rider is sitting.
   c. Extended Trot: Maintaining the same cadence and performing at medium speed, the horse lengthens its stride as a result of greater impulsion from the hindquarters. Horse should remain light in rider's hand as it lengthens its frame. Rider is posting.
5. Canter, a three-beat gait: Straight on both leads, smooth.
   a. Normal Canter: Light even strides, should be moved into without hesitation.
   b. Collected Canter: Marked by the lightness of the forehand and the engagement of the hindquarters, the collected canter is characterized by supple, free shoulders. Neck is more raised and arched than in normal canter as the head approaches the vertical line, never moving behind it.
   c. Extended Canter: Maintaining the same cadence, the horse lengthens its stride as a result of greater impulsion from the hindquarters. Horse should remain light in rider's hand as it lengthens its frame.
6. Hand Gallop: The hand gallop is performed with a long, free, ground covering stride. The amount of ground covered may vary between horses due to difference in natural length of stride. The distinction between hand gallop and extended canter is, the latter being the ultimate linear extension of stride within the hand of the rider; the hand gallop being a looser, more free elongation of stride and frame of the horse. A decided lengthening of stride should be shown while the horse remains controlled, mannerly, correct and straight on both leads. Extreme speed to be penalized.

AR162 English Show Hack Class Specifications

1. OPEN, AMATEUR, LADIES, GENTLEMEN. To be shown at a walk, trot, canter, and hand gallop; collected and extended and normal gaits to be called for. To stand quietly and back readily. To be judged on manners, performance, quality and conformation.

SUBCHAPTER AR-14 WORKING HUNTER SECTION

AR163 Conduct

1. Schooling (See also AR107.12c)
2. Jumping Order
   a. If a jumping order is established, it must be posted in a conspicuous place at least one-half hour before the class. The jumping order must be legible to a mounted rider. If a jumping order is used throughout the section, a systematic rotation of the starting list must be employed so that a complete cycle is made during the competition.
   b. Failure to enter the ring within one minute after an audible signal to proceed is given incurs elimination. The time limit for entering the ring must be enforced by competition management. Management may permit a rider to compete out of order to minimize delays and in case of class conflicts.
   c. Establishing the Order. (Either manually or via computer) The jumping order for the first round must be established by one of the following procedures:
   d. The horses' names are drawn individually, starting with the first position and then working down.
   e. The horses' names are listed and their positions drawn.
   f. The horses' names and the positions are both drawn.
   g. The horses' names are listed (with multiple rides pre-spaced) with the first name drawn becoming the first horse to compete in the first round, the remaining horses following from that point (i.e., the horses' name after the one drawn first is second, the next one third, etc).
3. Horses may be shown with a braided mane and tail (AR106.8).
4. Horses competing in "Horses 14.2H and Under" classes are required to have a Federation horse measurement card or a FEDERATION valid horse measurement form issued by the Federation. Measurements must be conducted at licensed Arabian competitions and must be in accordance with Chapter 5. (Exception: Hunter/Jumper measurement cards are accepted at Arabian-restricted competitions.) Heel measurements are not required or considered for Arabian competitions.
5. All horses must be serviceably sound (See HU121). All horses being considered for an award must jog for soundness (Exception: Under Saddle classes, Working Hunter classes with specifications that do not require horses to jog, local or unrated classes). See HU118 for methods of jogging for soundness.
6. Warmup Rounds:
   No judged Warmup classes are to be offered, however, all shows are required to offer exhibitors a warmup round at their division height prior to competition. Although this is an unjudged round, an entry/schooling fee may be required. Exhibitors can elect to not enter the warmup rounds. For Hunter Hack classes, show management must ensure that exhibitors have the opportunity to warmup over two similar fences that will be used in the class and in the direction that they are to be jumped. Open hunter schooling satisfies the warm-up requirement.

AR164 Judging

For rules governing the judging of Hunter classes, see HU, Subchapter HU-6.

AR165 Courses

1. A Hunter course shall be any course which management deems a fair test of a Hunter. For rules regarding type of fences, see Subchapter HU-4.
   a. Courses to consist of a minimum of 8 fences.
   b. Combinations are not required.

c. When distances between related fences in all classes, rated or unrated, are 100’ or less, the distance must be included on the posted course diagram.
d. Distances are to be determined by the course designer and can be adjusted after the schooling session and before competition. Once set, they must remain the same for the entire class. Exception: Combined Hunter, the distances may be altered as fence heights are adjusted.
e. Distances between the fences are determined as per Federation/USHJA Course Design guidelines and are based on the height of the fences, the desired number of strides to be taken between fences, the direction that the horses are jumping and arena conditions such as size and footing, indoor or outdoor. These distances are a guideline and course designers may alter based on conditions.
f. All obstacles, except those noted below, must be set at the required height. The required height may have a variance of no more than 2” over or under. Exceptions:
    1. Walk fences may not exceed 2’ in height and spread.
    2. Trot fences may not exceed 2’6” in height and spread for horses and 2’ in height and spread for horses 14.2 HH and under.
    3. Brush obstacles, hedges, split-rail fences, simulated rock or stone walls, ditches, banks and other specialty jumps designed to simulate natural obstacles found in the hunt field.
    4. The first fence of any hunter course.

2. For rules governing Course Diagrams, see HU110.
3. Except in cases of inclement weather, broken equipment or a similar emergency, a course must not be altered except by written permission of all exhibitors. If one or more original obstacles are rendered unusable during a class and no duplicate exists, management may substitute obstacles which approximate as nearly as possible, the originals.

AR166 Height of Obstacles

1. Regular Hunter Divisions/Classes to be determined as follows (Note: any class offered at an AHA approved show that does not specifically adhere to the following nomenclature and specifications will be considered an unrated class):
    a. Open:
        1. Working Hunter - Open 2’. Horses are not required to jog for soundness.
        2. Combined Hunter over fences - 2’3” and 2’6” - at the discretion of show management, this division/class(es) may be run as individual classes or as a combined class. When classes are combined, horses can compete at the height of their choice. Horses may only compete once per class and the height (2’3” or 2’6”) must be declared to the ingate/whipper prior to the start of the class. Failure to declare which height that the rider wishes to compete at prior to the start of the class will default the entry to the maximum height. If multiple classes or a division is offered at a competition, horses may change the height in which they jump each class. This class is an unrated class only and cannot be offered at Regionals or National Championship shows. Horse are not required to jog for soundness.
        3. Modified Working Hunter Over Fences – Open - 2’9”.
        4. Regular Working Hunter Over Fences – Open - 3’0”.
        5. Working Hunter Classic Over Fences - A Hunter Classic is a class shown over two rounds with the top horses returning for a second round. The first round is 10 – 12 fences with the second round over a shortened course of 6 to 8 fences. The number of horses returning for the second round can be determined by the show management but may not exceed 12 horses nor can it be less than the number of ribbons plus 2, as entries allow. Classics may be run as a combined hunter competition, with horses competing at 2’6”, 2’9 and 3’. The height that the horse would compete at would be the maximum height that they competed at during the show.
        6. Working Hunter Derby – Similar to a Hunter Classic, 2 rounds, but the course should include natural elements and options. Further the 2nd round must be a Handy Hunter Course. Judged in accordance with USHJA Handbook. National Derby Rules. Derby may be run as a combined hunter competition, with horses competing at 2’6”, 2’9 and 3’. The height that the horse would compete at would be the maximum height that they competed at during the show.
        7. Working Hunter Cross Rails: not to exceed 18”. Courses to consist of 8 cross rail fences - Open.
    b. Restricted classes:
        1. Horse eligibility:

a. In all cases, the hunter eligibility and green status of the horse is the responsibility of the owner.
b. Green Working Hunter - Open - Hunter eligibility for a horse begins when a horse of any age, competes for the first time in any over fences class with jumps at two feet six inches (2'6") in height or higher (exception: Hunter Hack) in any Hunter, Jumper, or Hunter/Jumping Seat Equitation classes or sections held at a Federation or Equestrian Canada licensed competition or AHA approved shows in North America. Horses that have competed in Modified hunter ATR and 14.2 hands and under prior to the 2017 competition year are still eligible to compete as a green hunter over fences in subsequent competition years as long as they did not compete in other classes over 2'6" or higher.
c. For the purposes of eligibility, equivalent heights are:

2'6"	.70 meter
2'9"	.80 meter
3'0"	.90 meter
3'3"	1.1 meter

d. Once a horse begins its hunter eligibility, competing in jumper and equitation classes also affects its green status and eligibility and the horses green status will remain in effect for the current competition year.
e. Horses may enter the green hunter in any height section for which they are eligible. Further eligibility in the green hunter section is determined by the height section in which they enter the system.
f. A horse may compete in only one green hunter fence height section at any one competition.
g. When a horse begins its green hunter eligibility competing in hunter, jumper, or equitation classes or sections with fence heights for 2'6" and above, its remains eligible for green hunter 2'6" and 2'9" for two competition years (not necessarily consecutive).
    1. A horse that competes in any Hunter, Jumper, or Hunter/Jumping Seat Equitation class at a recognized competition in the United States or Canada with fence heights of 2'6" or higher is eligible to compete in the Green Hunter 2'6" section. A horse is eligible to compete in the Green Hunter 2'6" section for one competition year.
    2. Following a horse's Green Hunter 2'6" year, it is eligible to compete in the Green Hunter 2'9" section for one year. That one year will commence the next competition year that the horse competes in any hunter or equitation class at a Federation or Equestrian Canada Licensed competition or AHA approved shows in North America with fence heights of 2'9" or higher. Competition years do not have to be consecutive.
h. In all cases, fence heights will be determined by the specifications of each section regardless of whether or not the fences are actually set at the regulation height.
i. A horse competing in Hunter Hack classes or sections will not affect green eligibility status.
j. Competitions may elect to combine Green Working hunter 2'6" and 2'9" sections if there are less than three (3) entries in each height section.
k. 14.2 hands and under Working Hunter Over Fences - Open - 2'6" - must have a Federation measurement card or a Federation valid measurement form issued by the Federation in accordance with AR159.4. Exception: A Federation measurement card or form is not required for entry into Lite classes restricted by the height of the horse or pony. However, horses and ponies must be within the correct height range when competing in classes restricted by height.
l. 14.2 hands and under Working Hunter JTR, AATR, ATR, AOTR - 2'3" - must have a Federation measurement card or a valid Federation measurement form issued by the Federation in accordance with AR159.4. Exception: A Federation measurement card or form is not required for entry into Lite classes restricted by the height of the horse or pony. However, horses and ponies must be within the correct height range when competing in classes restricted by height.
m. 14.2 hand and under Green Hunter over Fences - Open - 2'3" - must have a Federation/EC measurement card or a valid Federation measurement form issued by the Federation in accordance with AR159.4. Exception: A Federation measurement card or form is not required for entry into Lite classes restricted by the height of the horse or pony. However, horses and ponies must be within the correct height range when competing in classes restricted by height. Horses never to have been shown over fences at Federation licensed Arabian competitions (EC) or AHA approved shows (Hunter, Equitation or Jumper) at

a height of 2’3” or greater prior to the beginning of the competition year. Exception: Hunter Hack classes or horses competing in their second year at 14.2 hands and under Green Hunters. A second year 14.2 hands and under Green Hunter is a horse that has competed at 2’3” or greater in the prior year. Competition years do not need to be consecutive. However, if a horse has been shown in any two competition years at a height of 2’3” or greater it would no longer be eligible to compete as a 14.2 hand and under Green Hunter. It is the sole responsibility of the owner to determine the eligibility of a horse to compete as a 14.2 hand and under green hunter.

n. Rider eligibility.

2. Working Hunter - ATR, JTR, AATR - 2’.
3. Modified Working Hunter, JTR/ATR/AATR – 2’3”.
4. Junior Exhibitor/Amateur Working Hunter - JTR/ATR/AATR – 2’6”.
5. Junior Owner/Amateur Owner Working Hunter - JOTR/AOTR/AAOTR – 2’9”.
6. Working Hunter Cross Rails - not to exceed 18”. Eight cross rail fences ATR, JTR, AATR.

AR167 Appointments

1. Tack. As per HU105:
   a. Light hunter-type bridle, snaffle, pelham and full bridles, all with cavesson nosebands are required. A judge may penalize, but not eliminate, at their own discretion, any horse with unconventional snaffles, pelhams or full bridles including but not limited to hunter gags, kimberwicks etc. Judges must eliminate a horse that competes in bits other than a snaffles, Pelhams or full bridles, and with nosebands other than cavesson nosebands. Prohibited bits include, but are not limited to, three rings, gags, (except Hunter gag, defined as any snaffle bit with slots that can secure the reins, and/or cheek pieces of the headstall to the bit). Full Cheek snaffle bits with or without keepers are allowed. Prohibited nosebands include, but are not limited to, drop, flash, tack and figure eight nosebands.
   b. Type of English saddle is optional, but forward seat saddle is recommended.
   c. Breastplate and/or martingale are optional (Exception: In Hunter Hack, Hunter Under Saddle and tie-breaking classes, martingales of any type prohibited.
2. Equipment. As per HU106.
3. Attire:
   a. Informal attire of suitable material for hunting is required. It consists of conservatively colored coat of any tweed or Melton (conservative wash jackets in season), breeches (or jodhpurs), and boots. All riders in all Working Hunter classes must wear protective headgear. For rules regarding protective headgear (See AR111) For rules governing sidesaddle attire, see, HU-10.
   b. Spurs, whip, crop or bat optional, at the exhibitor’s discretion. Competitors are prohibited from carrying a whip that is longer than 30” (75cm) while competing or schooling over fences. A rider may not carry more than one whip. Whips weighted at the end are prohibited.

AR168 Working Hunter Division Class Specifications

1. Working and Handy Hunter classes to be judged on Performance. Performance is defined as demonstration of an even hunting pace, manners, jumping style together with faults and way of moving over the course. Manners to be emphasized in Junior Exhibitor and Amateur classes.
2. Under Saddle classes to be shown at a walk, trot, and canter. Light contact with the horse’s mouth is required. Horses should be obedient, alert, responsive, and move freely. A horse shall not be eliminated for slight errors. Judges may ask horses to hand gallop collectively, one direction of the ring, (Exception: green classes). No more than eight horses will be asked to hand gallop at a time. To be judged on performance and manners. Manners to be emphasized in Junior Exhibitor and Amateur classes. (Exception: Cross Rails 10 & Under must not be asked to canter or hand gallop).
3. HUNTER HACK. To be shown at a walk, trot and canter. Eight horses, if available, but never more than eight at a time, are required to hand gallop one direction of the ring. Horses are also required to jump two fences. To be judged on performance, manners and soundness. This class does not count toward any Working Hunter Division

Championship. Horses eliminated during either phase of the class, cannot be considered for an award. Causes for elimination are per Chapter HU, Sub-Chapter HU-6.

a. Classes that can be offered: Open, Junior Horse, ATR, AATR, JTR, AAOTR, JOTR, AOTR, AAOTR. Age splits are permitted.
b. Premiums/Prize Lists must indicate the maximum height of the fences either 2', 2'3", 2'6". One of the two fences must be at that height, plus or minus 2". The first fence must be no lower than 2'. The second fence should be an oxer not wider than 18" and equal to or higher than the first fence.
c. Regional and National Junior Exhibitor, Amateur and Junior Horses classes will be set at 2'3", Open Classes at 2'6".
d. Horses are to be shown first on the flat and then shown over 2 fences. The two fences may be either a single line, related distance, or two single fences with an unrelated distance, i.e. not in a straight line. Two single fences with an unrelated distance is preferred. (refer to AR163.6 for warmup).
e. For Hunter Hack, it is not required that courses be posted. If no other over fence classes are offered, the course designer will set two individual fences, as per section d above in consultation with the judge. If there is no designated course designer then show management, with the judge will set the two fences as per section d above. If over fences classes are being held and multiple fences are available in the arena to jump, the fences will be determined in consultation with the judge and course designer. If a course is not posted, instructions will be given by the judge to the exhibitors as to which two fences are to be jumped.

4. HORSES 14.2H AND UNDER HUNTER, AMATEUR WORKING HUNTER, OPEN, HANDY, MODIFIED, STAKE. To be judged on manners, performance and soundness. Stallions and adult riders permitted unless prohibited in the prize list. Open to animals that do not exceed 14.2 hands in height. Cross entries permitted in any other Purebred Arabian, Half-Arabian or Anglo-Arabian breed-restricted class. (See also AR166.1.b.1.k. -.m)
5. CROSS RAILS. OPEN, AMATEUR. Manners are paramount. Courses must consist of eight (8) cross rail fences that do not exceed 18" in height. Trotting must not be penalized.
6. CROSS RAILS. 10 and Under. Manners are paramount. Courses to consist of eight cross rail fences not to exceed 18" in height. Trotting is not to be penalized.
7. WORKING HUNTER 2'. Open to any horse of any age. To be judged on performance, manners and soundness.

AR169 Sections and Championships

1. A Section is defined as a minimum of two classes over fences and an under saddle.
   a. The over fence classes may be Working Hunter, Handy Hunter or Working Hunter Stake. A Section can be expanded to include three over fence classes at the shows discretion.
   b. To be eligible to compete in the under saddle section of a division, a horse must have completed an over fence class in the same section. Refer to HU120 for the definition of completed.
2. No competition shall offer a Working Hunter Section Championship unless a minimum of three classes are offered, one of which must be an under saddle class and the other two or three over fences. The over fence classes will be considered Working Hunter classes unless deemed otherwise. Show Management or the course designer may deem one over fence class a Handy Hunter when courses are posted. Show Management may, prior to the commencement of the competition, if three over fence classes are offered may deem one of the Working Hunter classes as a Working Hunter Stake class. Working Hunter Section champions are calculated in accordance with HU Subchapter HU-11 Championships, except there is no minimum number of entries required.
3. At all Competitions, where horses are shown in 3 classes in the same section, riders may not be different from class to class. Exception, if a rider has more than one horse entered in the class, they may appoint another rider to ride their other entries in the under saddle class, provided at least one horse is ridden by the Amateur Owner or an amateur member of the owner's family, the additional horse or horses entered may be ridden by another unrelated amateur, or if a rider becomes ill and is unable to continue another rider with the approval of the show steward may compete in the remaining classes. The alternate/substitute rider must be eligible to compete in the class, where riders are restricted for eligibility.
4. Hunters will receive points in each class toward a Show Championship as follows: 1st -10, 2nd-6, 3rd -4, 4th- 2, 5th - 1, 6th - ½. Hunters will receive points in each class toward a Regional or National Championship as follows: 1st - 20, 2nd - 16, 3rd - 14, 4th - 12, 5th - 10, 6th - 8, 7th - 6, 8th - 5, 9th - 4, 10th - 3.

5. The prize list must designate all full point classes counting toward a Championship in each section.
6. The Champion and Reserve Champion titles shall be awarded to two of the four horses which have acquired the most points, performing over a regulation Hunter course with fences at the required height in the section. In addition to these points, only these four horses shall receive points for ribbons won in an under saddle class.

AR170 Working Hunter Championship Ties

1. In case of a tie score, the Championship and/or Reserve is awarded to the horse that accumulated the most points over fences. If horses have an equal number of points over fences and no points under saddle, the tied horses must be shown at a walk, trot and canter. Competitors may be asked to hand gallop at the discretion of the judge. (Exception: Green Hunters.) This competition is judged as an independent under saddle class with conformation, soundness and performance to count as prescribed throughout the section. If horses have an equal number of points over fences, and under saddle, the tie will stand as is.
2. If all tied horses are declared unsound, selection of the winner among such tied competitors is left to the discretion of the judges.
3. For current rules regarding combination Hunter Championships, see HU157.

AR171 Working Hunter Derby

1. Judging System
   a. Judging panel will consist of one (1) judge or two (2) judges sitting together. The panel will provide one (1) score for each round. No panel may award the same base score to any two (2) competitors in any one round.
   b. The first round must be judged on performance, hunter pace, jumping style, quality, substance and movement.
   c. After the judges base score is given, one (1) point will be added for each high option fence jumped. The Option Bonus Score of one additional point must be awarded even if there is a refusal, rail down or loss of good jumping style at that higher height option fence, providing that the horse-and-rider combination does jump the higher height option fence. (Maximum of four points.)
   d. The second round must be judged on performance, hunter pace, jumping style, quality, substance, movement, handiness and brilliance of pace.
      1. Handiness is defined as ground saving movement without adversely affecting performance or style. Handiness is taken into account in the judges' base score.
      2. Brilliance of pace is defined as a faster pace than ordinary, without sacrificing performance or style.
      3. After the judges' base score is given, one (1) point will be added for each height option fence jumped. The Option Bonus Score of one additional point must be awarded even if there is a refusal, rail down or loss of good jumping style at that higher option fence. (Maximum of four (4) points.)
   e. Overall Score – The final score from each round will be added together to obtain an overall total for each horse.
2. Tie Breaking Procedures
   a. No panel may award the same base score to any two competitors in any one round unless a competitor's score is below the cut-off score.
   b. Any ties in all rounds will be broken by the base score (before adding height bonus points) of that round.
   c. Only the top twelve (12) horses from the first round, after all ties are broken, are eligible to return for the second round.
   d. All ties for overall first place in the class will be broken using the second round base score (before adding height bonus points).
   e. Ties for other than first place in the overall standings will be broken using the second round base score (before adding height bonus points).
3. Order of Go
   a. The draw may be performed by hand or competition management may host a computer draw.
   b. The order of go must be posted a minimum of one (1) hour prior to the start of the class. In the case of multiple horses being ridden by the same rider, every effort will be made so that there will be a minimum of eight (8) horses (if available) separating multiple rides.
   c. In the first round of competition, all horses must be ridden in the sequence that appears on the jumping order.
   d. In the second round horses will return in reverse order of their first round scores (lowest to highest).
   e. Due to multiple rides or rider conflicts, any rider may elect to move up in the order.
4. Course Requirements
   a. The course diagrams for each round must be posted a minimum of one (1) hour before the start of the first round.
   b. Jumps in both rounds

1. Obstacles must simulate those reminiscent of the hunt field and course must offer a variety of Classic jumps with different appearances such as: natural post and rail, stone wall, white board fence or gate, coop, aiken, hedge, oxer, brush, logs, natural foliage.
2. A minimum of 2” difference is required for the back element of all oxers.
3. Ground lines are not to exceed 18” in depth from the vertical plane of the jump. For appropriate jumps, no ground line is necessary.
4. Flat cups may only be used for log fences and in accordance with Federation rules,
5. Fence heights to be 2’6”, 2’9”, 3’0”. The height at which the horse competes is to be determined by the maximum height that the horse/rider combination competed at during the show. Exception: Green Hunter Derbies to follow 1st/2nd year height rules per AR166. Classes that determine derby competition height include hunter, jumper, and equitation classes. Riders may elect to move up in height.
6. There must be four option fences set at 2’9”, 3’0”, 3’3”. If there is a difference in difficulty between any two tracks containing heights options, the higher options should include the more inviting, less difficult track.

c. Handy Hunter Course (Second Round)
   1. A minimum of eight (8) obstacles must be offered in the Handy Hunter Round.
   2. The Course should simulate riding over hunt country and must have a minimum of two (2) handy options, such as: tight turns, different tracks, clever options for jump approaches, pen type obstacles, hand gallop a jump, trot a lowered obstacle not to exceed 2’3” in height, halt and /or back. Gimmicky options are not appropriate.
   3. Only the top twelve (12) horses from the first round, after all ties are broken, are eligible to return for the second round.

5. The Hunter Derby is a featured class of the horse show, and must be presented as such with regard to arena size and location, jump quality, decorations, footing and ring preparation, lighting, etc.
   a. The ring used must have spectator seating, a quality sound system, and a dedicated announcer with no other duties during the Derby.
   b. It is important for management to make sure that the pointing and scoring system is fully understood by spectators.
   c. The AHA Hunter/Jumper Committee requests that announcers announce scores using their own style, but containing the following information in a clear manner:
      1. Example for First Round - “The judges score an 84. An additional four points will be awarded for the four higher option fences that were taken, giving our entry a final score of 88 for this round.”
      2. Example for Second Round - “The judges score an 82 for this round. An additional four (4) points will be awarded for the four higher option fences that were taken, giving our entry a final score of 86 for this round” Handiness is taken into account in the judges’ base score.

SUBCHAPTER AR-15 JUMPER SECTION

AR172 Conduct

1. For rules governing the class conditions refer to JP, Subchapter JP-5 Course Requirements.
2. For rules regarding personnel and timing equipment, refer to JP106 Equipment and Personnel.
3. The course and the order in which the horses are to jump, if a posted order of go is mandated, must be posted in a conspicuous place, at least one-half hour prior to the start of the class. The jumping order should be legible to a mounted rider. For rules regarding jumping order, refer to JP112 Starting Order.
4. For rules regarding schooling, refer to AR107.12 and JP103 with the exception of JP103.2, JP103.3. If these sections are in conflict AR107.12 takes precedence.
5. Championships are not recommended in Jumper sections of the Arabian Division, but if offered, must be conducted in accordance with Jumper Rule, JP110 Show Championships.

AR173 Scoring Tables and Faults

1. The prize list must specify, for each class, the Table and Section for which it is to be scored; however, classes must be scored as per Chapter JP, Subchapter JP-6 and Subchapter JP-7. It is recommended for classes 2’6” and greater, that classes be scored on Faults and Time, as per JP146, Table II. For classes held at heights less than 2’6”, it is recommended that JP149, Table IV Optimum Time Classes be utilized.

AR174 Jumper Course Requirements

1. For rules governing course requirements refer to JP, Subchapter JP-5 Course Requirements.
2. Well-designed courses are the prime requisites for successful jumper classes.
3. The first criterion of a good course is its suitability to the capabilities of horses which will jump it and to the conditions of the class. Height and width of jumps are not the only important factors. Of equal or greater significance are types of obstacles, relation of height to width, or spacing between jumps. Jumper courses traditionally offer a greater variety of jumps, (brighter, more unusual, etc.) than do hunter courses, and may include types of fences forbidden in Hunter courses. Refer to JP125, Jumper Course, JP126, Spread Obstacle, and JP127, Combinations, for more specific information regarding the design of courses.
4. The minimum and maximum height and spread must be stated for all classes not covered by AR170 Specifications.
5. Posting of Courses Refer to JP133.
6. Judge's Inspection of Course Refer to JP134 Judge (s) Inspection of Courses.
7. Jump-offs Refer to JP135 Jump-Off Courses.
8. Obstacle Requirements Refer to JP124 Jump Equipment.
9. Substitution of Obstacles Refer to JP130 Substitution of Obstacles.
10. Time Allowed and Time Limit Refer to JP132 Speed, Time Allowed, Time Limit, and Optimum Time, and the Chart located at the end of the Jumper Rules.

AR175 Appointments

1. For rules governing appointments, refer to JP111 with the exception of JP111.4. In the Arabian Division, draw reins are prohibited except in the schooling area.
2. Tack. Type of English saddle is optional. Any type of bridle is allowed, including, but not limited to gag bits and mechanical hackamores. Martingales, tie-downs, boots and bandages are allowed.

AR176 Jumper Class Specifications

All classes must be set as per JP123.1.a. For a conversion chart to the equivalent in English Units, refer to JP123.2. Changing the level of difficulty from that published in the premium/Prize List/omnibus must be done in accordance with JP123.6

1. OPEN. Classes may be offered at the following heights: 0.8M, 0.9M, 1.0M, and 1.1M. Spreads as per JP123.3.
2. AMATEUR, AMATEUR OWNER. classes may be offered at 0.8M, 0.9M, 1.0M, and 1.1M. Spreads as per JP123.3
3. NOVICE. (See AR110. Fence height does not affect Novice status). Classes may be offered at 0.7M, 0.8M, and 0.9M. Spreads not to exceed the width of the height of the fences. The competition premium/prize list/omnibus must indicate the fence height.

SUBCHAPTER AR-16 DRESSAGE SECTION

AR177 Conduct

1. For Dressage Seat Equitation, see AR298 regarding judging and scoring procedures for the class.
2. Dressage classes held in the Arabian Division to be conducted in accordance with Dressage Chapter DR, except as stated herein:
   a. When cross entry by rider or horse/rider combination is permitted between Arabian Dressage and other Arabian and/or Half-Arabian/Anglo-Arabian classes at a competition, DR120 and DR121 apply only to the designated Dressage warmup and competition areas, or when exhibitor is actually warming-up for Dressage class.
      1. Horses competing in Open Dressage classes may not compete in any other divisions or classes on the same day(s) and are subject to all DR Chapter rules from the time of their arrival until the end of the competition day.
   b. Whips are prohibited in AHA Regional and National Championship classes (Exception: Competitors riding sidesaddle may carry a whip and AR106.15).

c. A caller, if supplied by the competitor, may be used in any AHA Regional Championship Dressage class. (Exception: all FEI Tests, including FEI Junior Tests, and all Freestyle Rides must be ridden from memory; see also AR106.18)

d. Horses competing in the Arabian and/or Half-Arabian/Anglo-Arabian Dressage Division may compete in more than one Licensed Competition on the same day. This is an exception to DR119.2.

e. An Introductory Walk-Trot 10 & Under or Walk Trot 11 & Over class at Federation Licensed Arabian competitions, when ridden by an exhibitor competing only in Walk/Trot/Walk-Jog classes, will not be considered one of the two levels to which the horse is restricted at that competition under DR119.2. (Exception: open Dressage classes or divisions.) Refer to Subchapter AR-30 Walk-Trot/Walk-Jog 10 & Under section and Subchapter AR-31 ATR/JTR/AATR Walk-Trot/Walk-Jog 11 and Over section for additional Walk-Trot/Walk-Jog 10 & Under and 11 & Over class requirements.

f. Dressage horses competing at Federation Licensed Arabian competitions are not limited to a maximum of three rides per day at Fourth Level or below. (Exception: open Dressage classes or divisions.)

g. False tails are not permitted in Arabian and Half-Arabian/Anglo-Arabian Division Dressage classes (This is an exception to DR121.15).

h. For the Arabian Division, adult amateurs are defined as those no longer eligible to compete as junior exhibitors.DR119.3 does not apply.

i. A separate number is not required for each horse/rider combination. This is an exception to DR126.2j(4). SEE AR112 Numbers.

j. The prerequisite score for an Arabian, Half-Arabian, and/or Anglo/Arabian breed restricted Dressage Musical Freestyle may be earned in either open or breed-restricted Federation Recognized Dressage competition(s) held prior to the competition where the horse/rider combination is entered to ride a Dressage Freestyle class.

k. DR126.2.i.1 will apply with these exceptions:
   1. Equipment inspections at Region and National Dressage Championships.
      a. At Arabian Regional Championships, show management will have the discretion to check at least one third of the horses in the class or every horse upon exiting the arena.
      b. At Arabian National Championships, equipment inspections are required for each horse in the class upon exiting the arena.
   2. The tack inspections process will be performed as described in DR126.2.i.1.c for all Arabian/Half-Arabian breed restriction classes. During any hands-on equipment checking, if the ring steward/equipment checker determines it to be unsafe to conduct the hands-on bit inspection portion on a selected horse, or in the event of questions regarding the bit, the technical delegate or C2 steward may be called to follow the horse back to their barn, stall or trailer, where the bridle can be dropped to conduct the bit inspection.

l. Entries in Open Dressage classes must comply with DR120 and DR121 from the time horses are admitted to the grounds until the conclusion of their participation in the Open Dressage Classes.

BOD 06/17/2025 Effective 12/01/2025

AR178 Dressage Classes Breaking Ties

1. In the event two or more competitors have equal points (a tie), the tie shall be broken pursuant to DR123 except when after a review of the scores for Collective Marks/General Impression there remains a tie, the tie must be broken as follows:
   a. The competitor with the highest Collective Mark scores by the judge sitting at C shall be declared the winner of the tie; and
   b. In the event there remains a tie with the judge's (sitting at C) Collective Mark scores, the winner of the tie shall be determined by that judge's scores as follows:
      1. The competitor with the highest free walk score (Intro through Second level) or highest extended walk score (Third through Grand Prix) shall be determined the winner;
      2. In the event there is a tie on the free walk/extended walk score, the competitor with the highest sum of scores with coefficients greater than one shall be determined the winner;
      3. In the event there is a tie based upon the sum of the scores with coefficients greater than one, the competitor with the first highest Collective Mark score shall be determined the winner. (Start at the top of the Collective Mark scores and work down until the tie is broken); and
      4. In the event that the Collective Marks are identical, the competitor with the first highest movement score shall be determined the winner. (Start at the top of the movement scores and work down until the tie is broken). If a tie still remains, the judge(s) must break the tie.

SUBCHAPTER AR-17 SPORT HORSE SECTION

AR179 Purpose

The Sport Horse section was developed to evaluate and encourage the breeding of Purebred Arabian and Half-Arabian/Anglo-Arabian horses suitable for Dressage, Western Dressage, Working Hunter, Eventing, Jumper, Carriage Pleasure Driving, Combined Driving, Racing, Competitive Trail and Endurance, and to provide an opportunity to demonstrate the effectiveness of breeding programs. Form to function will be emphasized.

A Western Dressage horse, if shown in Sport Horse In Hand or in Sport Horse Under Saddle, must conform to the appointment rules listed in AR-17 for those classes.

Please see GR1005.1 for Sport Horse judging and guest card requirements. DR126.2.d.1(exception Arabian Sport Horse Classes). In the event that a Competition Management intends to schedule a Dressage Judge outside of the limitations of DR126.2d.1-2, it must be specifically noted in the contract. Management must also specify in the contract which classes the Dressage judge is contracted to judge, i.e. Dressage and/or Sport Horse. Management and the Dressage judge must agree upon the contract provisions, to eligible overtime and compensation; both Management and the Dressage judge must sign and date the contract.

AR180 General

Note: Protective headgear (as defined in AR111) is encouraged but is not required for all classes within this section.

1. In-hand, Under Saddle and Show Hack Sport Horse classes for 1) Arabians and 2) Half-Arabians/Anglo-Arabian Sport Horses may be held separately or in conjunction with any licensed Arabian competition. Sport Horse In-hand, Under Saddle and Sport Horse Show Hack classes may be held for stallions, mares and geldings. SUBCHAPTER AR-1 Applies to Sport Horse classes.
2. Sport Horse In-Hand and Under Saddle classes may be divided at the discretion of competition management into Dressage type and Hunter type. Horses may cross enter. All appointments and attire must match for the discipline being shown. Competition management is encouraged to offer separate Championship classes for each type, but the championship classes may be combined at competition management's discretion. If competition management decides to combine the types for the championship, the appointments and attire for each exhibitor must match for the specified discipline (dressage or hunter). Please refer to DR120-121 and HU105-107.
   a. Dressage type - displays the conformation and movement qualities as follows: Horses of this type carry a higher set-on neck than the Hunter type with sufficient length and flexion of the poll. Movement should be free, elastic, active and regular with good push from behind without tension and with a tendency toward an uphill balance.
   b. Hunter type - displays the conformation and movement qualities as follows: Horses of this type carry a more level frame than the Dressage type horse, yet must display a natural looking carriage. Movement should have good ground cover and tend to be long and low with good push from behind, free of tension and showing good balance.
3. Sport Horse In-Hand Championships shall be based upon highest scoring horses in qualifying classes. Sport Horse In-Hand Champions and Reserve Champions must be at least one year of age. No horse may be named Champion and Reserve Champion in the same class. (Example: when amateur and open classes qualify for the same championship class.) If the same horse has the two (2) highest scores, the next highest eligible horse shall be named Reserve Champion.

AR181 Sport Horse In-Hand Classes

Conformation is to be evaluated in terms of potential trainability, potential performance and predisposition to soundness. Form to function is to be emphasized. Blemishes are not to count unless resulting from conformation faults. Gaits are to be evaluated in terms of purity, quality and correctness. Correct gaits which contribute to ease in training and the horse remaining sound and useable are most important. Purity and quality are judged mainly in profile. Correctness is judged mainly while the horse is coming to and going from the judge's position. Colts and stallions two years and over must have both testicles descended. Horses with loss of sight in one eye may compete in Sport Horse In-Hand classes.

1. Horses will be shown individually on the triangle; assistant handlers or whip handlers are not allowed. In-hand Classes may be held in any age groups deemed appropriate by competition management and published in the prize list with the exception that horses of one sex shall not be judged against those of the opposite sex. Exception: Specified group classes or specified championship classes may have horses of all sexes.
2. Following a posted or announced order, or on request from the judge, entries in each class will approach the judging area one at a time, walk to the apex of the triangle. Open cards may be used. Conformation judging may take place before or after performance on the triangle, so wait for the judge's instructions. Wait for the judge's request to proceed on the triangle. The handler will lead the horse on the perimeter of the triangle in a clockwise direction, at the walk and trot, returning to the apex and wait for further instructions. Repetition of all or any part of the movement on the triangle may be allowed at the judge's request only. At the completion of the judging, the handler will lead the horse away from the judging area. The triangle may be adjusted to fit local conditions.
3. Triangle: Corners should be well defined. A marker will be used at the apex and at each corner to define placement of the turn for the exhibitor. Use of plants or flowers is allowed.

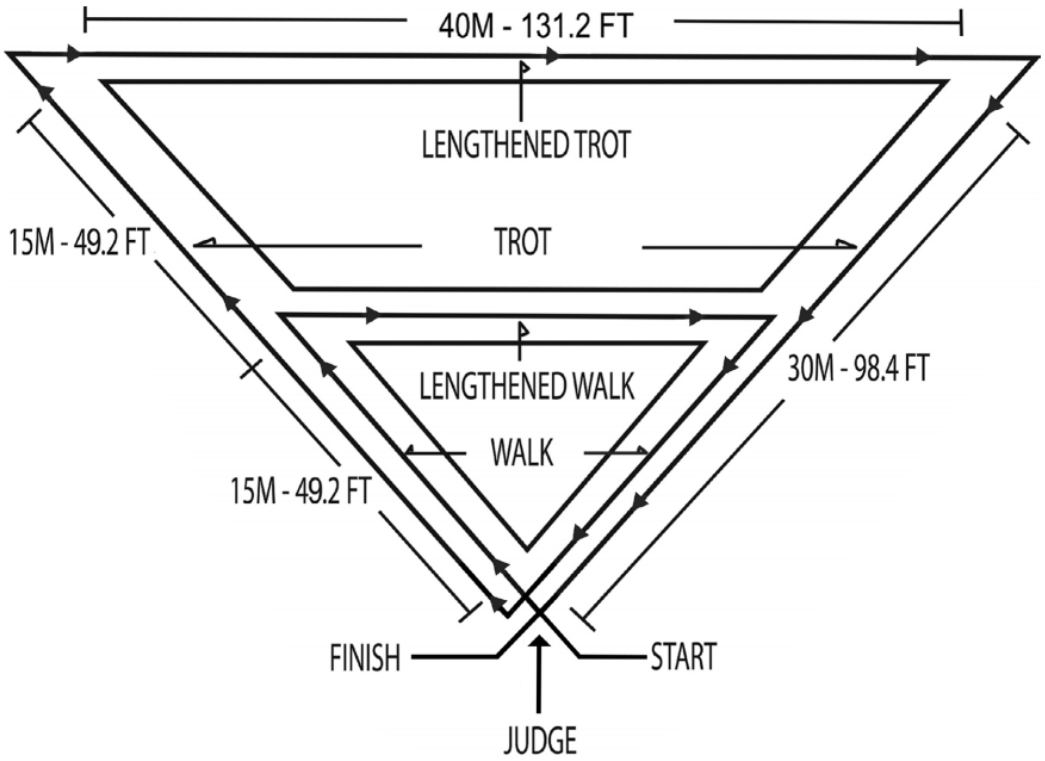

4. The horse is to be shown in an "open position," for conformation judging. The traditional way of showing open position would be with the right front leg slightly back and the right hind leg slightly forward; but as long as all four legs of the horse are visible to the judge when standing on either side of the horse, this would be acceptable. The horse's head and neck should be allowed to show in a natural and comfortable carriage, and the handler should stand away from the horse with a loose lead line.
5. SPORT HORSE GROUPS IN-HAND. The AHA Group Score Sheet shall be used. Each judge will be assigned a scribe who will record scores and comments as dictated by the judge. Groups will be examined one group at a time, but not necessarily on the triangle. The judge will require the individuals of each group to move at the walk and trot. Horses shall stand for conformation judging before and/or after completion of the group's movement.
6. Foals may not be shown loose. Foals shall not accompany nor be accompanied by their dam.
7. When possible, the announcement of awards will include the breeding of the horses placed: sire and dam as well as the name of the owner and breeder.
8. Judge must excuse from the ring any unruly horse or one whose actions threaten to endanger other exhibitors or their entries.
9. A whip may be used to guide the horse.
10. Causes for mandatory elimination from the arena or designated judging area for In-Hand classes are:

a. Removal of eyelashes;
b. Changing the natural color of the mane and/or tail (AR106.10.c); or
c. Applying a product to a horse's hoof to hide or conceal a conformation defect. Only clear or transparent products may be used on the hooves of horses while being shown in Breeding and/or In-Hand classes.

11. An entry must be penalized for:
    a. Excessive amounts of oil, grease, or other similar substances;
    b. Balding the area around the eyes or proximal to the muzzle and nostrils; or
    c. Excessive use of the whip or actions that may disturb other entries shall be severely penalized.

AR182 Sport Horse Scoring In-hand Procedures

1. The AHA Individual Sport Horse Score Sheet shall be used. Each judge will be assigned a scribe who will record scores and comments as dictated by the judge. Horses will be shown individually on the triangle. Sport Horse In-Hand Classes are exempt from using the Arabian Halter Judging System.
2. The judge shall use the AHA approved individual score sheets for individual classes, and the individual Group Score Sheet for group classes (Get of Sire/Produce of Dam). AHA will provide the AHA individual, group, master class, and championship Score Sheets to Competition Management via the website. Competition management may make as many individual copies as necessary for their competition.
3. INDIVIDUAL CLASSES
   The AHA Score Sheet is divided as follows:
   a. Movement - 40% (20% for walk and 20% for trot)
   b. Conformation - 40%
   c. Expression, Manners, Willingness - 10%
   d. Quality, Balance and Harmony, Suitability as a Sport Horse - 10%
   e. Transmissible weaknesses or predisposition to unsoundness shall be penalized commensurate with severity.
4. GROUP CLASSES (Get of Sire, Produce of Dam). Horses will be judged at the walk and trot, but not necessarily on the triangle. Horse shall stand for conformation judging before and/or after completion of the group's movement.
   The AHA Score Sheet is divided as follows:
   a. Movement - 40% (20% for walk and 20% for trot)
   b. Conformation - 40%
   c. Quality and Uniformity of Quality (Reproductive likeness) - 10%
   d. Overall Quality, Balance, Harmony (Apparent ability of sire or dam to produce or beget Sport Horse performance or breeding stock - 10%.
5. Scoring (Decimals may be used in scoring)
   10 - Excellent
   9 - Very good
   8 - Good
   7 - Fairly Good
   6 - Satisfactory
   5 - Sufficient (some concern for heritability or soundness)
   4 - Insufficient (definite concern for heritability or soundness)
   3 - Fairly Poor
   2 - Poor
   1 - Very Poor
   -10 - A Ten Point Penalty must be assessed for an unnatural tail carriage, see AR105.2b.
6. A scribe shall be provided for each judge whose main duty is to record the judge's scores and comments on the score sheets. The scribe may be asked to transfer scores from the individual sheets to the master score sheet.
7. Tied scores for Sport Horse In-Hand shall be broken first by referring to movement, then conformation, then overall balance and finally manners. If the horses are still tied, the judge (or call judge in a multiple judge system), will make a final tie-breaking decision.
8. When multiple judges officiate the same class, competition management may assign separate or shared triangles. In either case, judges will have separate score sheets and scribes.

9. Scores shall be reported as a total based on the stated percentages against a possible total of 100% and all scores and placings must be posted. Unofficial scores may be posted during the class and/or final score may be posted at the end of each class.
10. If a mathematical error on the score sheet is discovered, it must be brought to the attention of competition management within one hour of the official posting of the scores from the last class of the competition day. Competition management must announce said posting, and must make score sheets available to competitors immediately.

AR183 Sport Horse In-Hand Appointments

1. Tack:
   Bridles are mandatory on horses three years and older. A bridle shall be a dressage-type snaffle bridle (for dressage type) or hunter-type snaffle bridle (for hunter type). Snaffle bit may be with or without cheeks, keepers allowed. Use of a noseband is optional but if used, the style must match the discipline being shown. If the dressage type/hunter type splits are not offered, the exhibitor may choose the type of snaffle bridle used. A split or single lead made of either leather or leather like material with or without a chain may be used, and must be attached to both sides of the bit, with/or instead of reins. If using a single lead, a coupler may be used to attach the lead to both sides of the bit. Horses aged two years may be shown in a bridle (as listed above), or a plain leather stable halter. Horses under age two years must be shown in a plain leather stable halter. A single lead, with or without a chain, made of either leather or leather like material, must be used with a halter. Whether used with a bridle or a halter, a properly fitted chain should be short enough to prevent the horse from getting it in their mouth and must never be placed over the nose or through the mouth. Competitors with non-conforming appointments will be eliminated from judging consideration.
2. Attire
   a. Conservative casual attire is recommended for the handler. This would include casual pants and shirt. Also acceptable would be Dressage or Hunter attire including breeches, boots, shirt with tie, stock tie or choker collar, providing the tack match the attire for the specified discipline. Jackets, hats, vests, and gloves are optional.
   b. The handler may carry only one whip, maximum length of six feet, including lash and without attachments (i.e. plastic bags, ribbons, etc.).
   c. Protective headgear (as defined in AR111) is encouraged but not required.

AR184 Sport Horse Under Saddle Class Procedures

1. SUBCHAPTERS AR1 & AR4 apply to Sport Horse Under Saddle.
2. Score sheets are not used for Sport Horse Under Saddle.
3. Judge must excuse from the ring any unruly horse or one whose actions threaten to endanger other exhibitors or their entries.
4. To enter the ring counterclockwise at the trot. To be shown at a walk, trot, and canter both directions of the ring. Judge may request lengthening of stride at any gait and may request horses to back in the line-up.
   a. OPEN. To be judged on performance (purity and quality of gaits), manners, conformation, suitability as a Sport Horse and quality.
   b. AMATEUR. To be judged on manners, performance (purity and qualify of gaits), suitability as a Sport Horse, conformation and quality.
   c. JUNIOR HORSE. To be judged on quality, suitability as a Sport Horse, performance (purity and quality of gaits), conformation and manners.
5. SPORT HORSE UNDER SADDLE/SPORT HORSE SHOW HACK: Fall of horse or rider – elimination.

AR185 Sport Horse Under Saddle Appointments (Tack & Attire)

1. Competitors with non-conforming appointments are ineligible to receive an award in that respective class.
2. Appointments (tack & attire) must adhere to one discipline (dressage or hunter) and are not to be mixed. Refer DR120-121, and HU105-107. Mixing tack is not permitted (e.g. Pelham bit not permitted with a dressage style bridle.) Protective headgear (as defined in AR111) is encouraged but not required.

   a. Converters on Pelham bits are not permitted and two reins are required.
   b. Unconventional bits may be penalized at the discretion of the judge.
   c. Double bridles are permitted, except in Junior Sport Horse Under Saddle classes where snaffle bits are mandatory. If using a double bridle of either style, the lever arm/shank (length below the mouthpiece) must not exceed 3.94 inches or 10 cm. The inside diameter of the bridoon ring must not exceed 3.15 inches or 8 cm.
   d. Kimberwick bits are prohibited.
   e. Martingales are prohibited.
3. If the show is offering dressage type and hunter type splits, each exhibitor must ensure the appointments (tack & attire) are permitted for the type shown. If the show does not offer the splits for the under saddle classes and/or championship classes, each exhibitor must ensure their appointments (tack & attire) adhere to one discipline only (dressage or hunter).
   a. Whips, bats, and crops are permitted in all Sport Horse Under Saddle classes, including Championships, so long as they are appropriate to the type of attire.
   b. Earplugs are permitted, regardless of type.

AR186 Sport Horse Show Hack Class Procedures

1. SUBCHAPTERS AR1 & AR4 apply to Sport Horse Show Hack classes.
2. Score sheets are not used for Sport Horse Show Hack classes.
3. Judge must excuse from the ring any unruly horse or one whose actions threaten to endanger other exhibitors or their entries.
4. Sport Horse Show Hack. To enter the ring counterclockwise at the working walk or working trot. To be shown both directions of the ring at a walk, trot, and canter; collected, working and extended gaits to be called for, and the hand gallop. All phases of all gaits to be called for both directions of the ring. Horses should stand quietly and rein back readily.
   a. OPEN. To be judged on performance, manners, quality, and conformation.
   b. AMATEUR. To be judged on manners, performance, quality, and conformation.

AR187 Sport Horse Show Hack Appointments (Tack & Attire)

1. Competitors with non-conforming appointments will be eliminated from judging consideration. Appointments (tack & attire) must adhere to one discipline (dressage and hunter) and are not to be mixed. Refer to DR120-121 and HU105-107.
2. Tack:
   a. Bridles must be:
      1. Dressage Type: a dressage style snaffle bridle or dressage style double bridle.
      2. Hunter Type: a hunter style snaffle, Pelham bridle, or hunter style double bridle.
   b. Converters on Pelham bits are not permitted and two reins are required.
   c. Unconventional bits may be penalized at discretion of the judge.
   d. If using a double bridle of either style, the lever arm/shank (length below the mouthpiece) must not exceed 3.94 inches or 10cm. The inside diameter of the bridoon ring must not exceed 3.15 inches or 8cm. Cavesson nosebands to be used but flash nosebands would be acceptable only when using a snaffle bridle and snaffle bit.
   e. Kimberwick bit prohibited.
   f. Martingales are prohibited.
3. Attire:
   a. Informal attire consists of conservatively colored short, dark coat, with tie, stock tie or choker collar, white or light colored breeches, boots or smooth leather half-chaps, hunt cap, derby, top hat or protective headgear.
   b. Formal attire consists of white breeches, top hat and shad belly coat may be worn. It is usual to wear such attire after 6:00 p.m. or in championship classes. Protective headgear (as defined in AR111) is encouraged but not required.

c. Spurs and whip are optional. If a whip is carried, it may not exceed the length requirements in DR121. Whips, bats, and crops are permitted in all Sport Horse Show Hack classes, including Championships, so long as they are appropriate to the type of attire.
d. Earplugs are permitted, regardless of type.

AR188 Sport Horse Qualifying Gaits

1. Innate quality movement is a priority in the Sport Horse classes. All gaits should be pure in rhythm, and should be without tension or resistance.
2. Walk
   a. Walk. (Also Working Walk) The rhythm of the walk is four beats. The walk is to be regular and unconstrained.
   b. Collected Walk. The rhythm is four beats. The stride maintains the marching quality of the working walk, with hind legs well engaged but covers less ground.
   c. Extended Walk. The rhythm is four beats. While maintaining the march quality, the horse does not rush, but with regular steps, will clearly show the hind feet touching the ground in front of the footprints of the forefeet. The rider allows the horse to stretch forward with head and neck, but does not release contact with the mouth.
3. Trot
   a. Trot. (Also Working Trot) The rhythm of the trot is two beats. The trot is free, active and regular. The steps should be balanced and elastic with the horse demonstrating a supple back and well engaged hindquarters.
   b. Collected Trot. The rhythm is two beats. The horse continues to move forward with impulsion, and demonstrates an ability to further engage the hocks, which allows the shoulders of the horse to become lighter and the stride to become shorter. The neck is raised and arched, but not constrained.
   c. Extended Trot. The rhythm is two beats. The horse covers as much ground as possible, while maintaining regularity and balance. The stride lengthens as a result of great impulsion. The rider allows the horse, while remaining on the bit, to reach with its frame. The forefeet should touch the ground where they point. The transitions to and from should be balanced and smoothly executed.
4. Canter
   a. Canter. (Also Working Canter). The rhythm of the canter is three beats. The canter should be light, cadenced (rhythm with a suitable tempo combined with springy impulsion) and regular. Transitions should be without hesitation and balanced. The canter should always be straight on straight lines.
   b. Collected Canter. The rhythm is three beats. The horse moves forward with impulsion, through increased engagement of the hindquarters and lightness of the forehand. The neck is raised and arched but not constrained. The back remains supple and the strides are shorter.
   c. Extended Canter. The rhythm is three beats. The horse covers as much ground as possible while maintaining regularity and balance. The stride lengthens as a result of great impulsion from the hindquarters and the rider allows the horse to lower and extend the neck, without losing contact with the bit, or leaning.
5. Lengthening Stride. When a lengthening of stride is requested at walk, trot, or canter, the horse should maintain rhythm, regularity and balance, while reaching with the frame and stride. The rider should maintain contact with the bit, while allowing the lengthening. The strides should be more ground covering and the horse should remain calm and supple.
6. Hand Gallop. The rhythm is three beats. The hand gallop is performed with long, free, ground covering strides. The amount of ground covered will vary between horses due to the difference in the natural length of stride. The hand gallop shows a looser, freer elongation of stride and frame of the horse. The horse must remain mannerly, correct, and straight. Extreme speed to be penalized.
7. Rein-back. The rhythm is two beats. The feet are raised and set down by diagonal pairs. The horse should remain calm and obedient, lifting and setting down the feet, without shuffling.

AR189 Sport Horse Class Specifications

1. IN-HAND CLASSES. Horses shall be shown at the walk and trot on the triangle. The AHA Score Sheet is divided as follows:

Movement - 40% (20% for walk and 20% for trot) Conformation - 40% Expression, Manners, Willingness - 10% Quality, Balance and Harmony, Suitability as a Sport Horse - 10% Transmissible weaknesses or predisposition to unsoundness shall be penalized commensurate with severity.

2. GROUP CLASSES (Get of Sire, Produce of Dam). Horses will be judged at the walk and trot, but not necessarily on the triangle. Horse shall stand for conformation judging before and/or after completion of the group's movement. The AHA Score Sheet is divided as follows: Movement - 40% (20% for walk and 20% for trot) Conformation - 40% Quality and Uniformity of Quality (Reproductive likeness) - 10% Overall Quality, Balance, Harmony (Apparent ability of sire or dam to produce or beget Sport Horse performance or breeding stock - 10%.
3. UNDER SADDLE CLASSES. To be shown at the walk, trot, and canter both directions of the ring. Judge may request lengthening of stride at any gait and may request horse to back in the line-up.
   a. OPEN. To be judged on performance (purity and quality of gaits), manners, conformation, suitability as a Sport Horse and quality.
   b. AMATEUR. To be judged on manners, performance (purity and quality of gaits), suitability as a Sport Horse, conformation and quality.
   c. JUNIOR HORSE. To be judged on quality, suitability as a Sport Horse, performance (purity and quality of gaits), conformation and manners.
4. SPORT HORSE SHOW HACK CLASSES. To be shown both directions of the ring at a walk, trot, and canter (collected, working and extended gaits to be called for), and the hand gallop. Horses should stand quietly and back readily.
   OPEN. LADIES, GENTLEMEN. To be judged on performance, manners, quality, and conformation.
   a. AMATEUR. To be judged on manners, performance, quality, and conformation.

AR190 Sport Horse Showmanship

1. Purpose: To be judged on presentation of horse, neatness and appearance of handler, overall condition of the horse, handling techniques, appropriate tack and equipment, and ability to show the horse to the best advantage.
2. General
   a. Classes may be divided by age of handler.
   b. Unsoundness of the horse being shown shall not penalize a handler unless it is sufficiently severe as to impair the required performance, in which case penalty is at the judge's discretion.
   c. Offering prize money in Youth Sport Horse Showmanship is prohibited.
   d. A minimum of six ribbons should be awarded, but no more than ten places are recommended.
   e. Hair must be neat and securely fastened so as not to cover the handler's number.
   f. The handler's number must be worn on the back and must be clearly visible. Number may be attached by string around waist or attached to shirt, jacket, or vest with magnets or safety pins.
   g. Excessive coaching or unauthorized assistance in any manner is subject to penalty or disqualification at the judge's discretion.
   h. If stallions are prohibited, it must be stated in the premium/prize list/omnibus.
3. Appointments - Exhibitors tack and attire must match their specified discipline and are not to be mixed. Refer to Federation/EC, DR, and HU rules.
   a. Tack (see AR183)
   b. Attire: Refer to AR183.2, DR, and HU rules.
      1. The handler may carry only one whip, maximum length of six feet (6'), including lash and without attachments (i.e. plastic bags, ribbons, etc.)
4. Class Conduct
   a. The AHA Individual Sport Horse Showmanship Score Sheet shall be used. Each judge will be assigned a scribe who will record scores and comments as dictated by the judge. Horses will be shown individually on the triangle. The AHA score sheets will be provided to competition management by AHA. Competition Management may make as many individual copies as necessary for their competition.
   b. Following a posted or announced order, or on request from the judge, entries in each class will approach the judging area one at a time, and walk to the apex of the triangle. The presentation judging while the horse is stationary may take place before or after performance on the triangle; the handler must wait for the judge's

instructions before proceeding on the triangle. The handler will lead the horse on the perimeter of the triangle at the walk and trot, returning to the apex and wait for further instructions. At the completion of the judging, the handler will lead the horse away from the judging area. The triangle may be adjusted to fit local conditions.

c. The horse is to be shown in an “open position.” The traditional way of showing open position would be with the right front leg slightly back and the right hind leg slightly forward; also acceptable all four legs of the horse are visible to the judge when standing on either side of the horse. The horse’s head and neck should be allowed to show in a natural and comfortable carriage, and the handler should stand away from the horse with a loose lead line. Handlers may use treats to keep horse’s attention and focus.
d. A whip may be used to guide the horse.
e. Decimals may be used in scoring.
f. Tied scores for Sport Horse Showmanship shall be broken first by referring to the Handling Technique and if those scores are equal, refer to the movement scores (walk & trot presentation combined). If still tied, the tie will be broken at the judge’s discretion.
g. Scores shall be reported as a total possible 100 points. All scores and placings must be posted.
h. If a mathematical error on the score sheet is discovered, it must be brought to the attention of competition management within one hour of the official posting of the scores from the last class of the competition day. Competition management must announce said posting, and must make score sheets available to competitors as soon as possible after completion of the class.

5. Showmanship Faults
   a. Not following the judge’s instructions.
   b. Handlers not showing the horse, but just showing themselves.
   c. Not lining up in front of the judge when walking and trotting.
   d. Standing in a position to obstruct the judge’s view of the horse. Handler should not stand directly in front of the horse.
   e. Excessive use of the whip.
   f. Not holding the lead/reins safely; excessive shanking.
   g. Improper attire or attire not clean and neat.
   h. Horse in poor condition, not clean or improperly groomed.
   i. Improperly fitting tack or tack that is not clean.
6. Showmanship eliminations
   a. Number not worn or improperly displayed.
   b. Any handler not having their horse under sufficient control must be dismissed from the ring by the judge and be eliminated.
   c. Intentional contact with whip to horse.
   d. Prohibited equipment (i.e. kimberwicks).

SUBCHAPTER AR-18 EVENTING SECTION

AR191 General

Eventing classes/competitions held in the Arabian division are to be conducted in accordance with the Eventing Division, Chapter EV.

SUBCHAPTER AR-19 CARRIAGE PLEASURE DRIVING SECTION

AR192 General

Carriage Pleasure Driving classes held in the Arabian Division are to be conducted in accordance with Carriage Pleasure Driving Division, Chapter CP.

SUBCHAPTER AR-20 COMBINED DRIVING SECTION

AR193 General

Combined Driving classes held in the Arabian Division are to be conducted in accordance with Combined Driving Division, Chapter DC

SUBCHAPTER AR-21 FORMAL DRIVING SECTION

AR194 Conduct

1. Competitors to enter the ring in a counterclockwise direction at a trot.
2. At the discretion of the competition management, one header per horse may be utilized to ensure the safety of the exhibitors. Headers must be properly attired. A plain unmarked smock, business attire or appropriate show attire is required.
3. To stand quietly and back readily. In driving classes requiring a reinback in the line-up, the over check or side check may be adjusted by the header but must remained fastened until the reinback has been completed.

AR195 Tack

1. To be shown in a light show harness, bridle with blinkers, overcheck (with separate overcheck bit) or sidecheck (separate sidecheck bit optional) and snaffle bit (straight or jointed). Equipment to be in sound condition.
2. A four-wheeled show vehicle is required.

AR196 Qualifying Gaits

1. Walk: A true, cadenced, four-beat walk, with horse collected. The motion should be brisk and vigorous with the horse showing animation and brilliance.
2. Trot: Animated, natural and cadenced, with impulsion and power from behind, the front airy and light. The animated natural trot is extremely bold and brilliant, characterized by free shoulder action. The trot should appear effortless and be executed willingly with apparent ease. The horse to have leg flexion with extension, (foreleg extending fully forward at full stretch with airy motion combined with hock action that is powerful and well raised, the hind leg being brought forward with a driving stride). The action should be balanced and cadenced. Loss of form due to excessive speed shall be penalized. The trot should be a true two-beat diagonal gait. Mixed gaits, pacing or racking must be considered major faults.

AR197 Formal Driving Class Specifications

OPEN, AMATEUR, LADIES, GENTLEMEN. To be shown at a walk and trot. To stand quietly and back readily. To be judged on performance with proper cadence and balance, presence, manners, quality and conformation.

SUBCHAPTER AR-22 PLEASURE DRIVING SECTION

AR198 Conduct

1. Competitors enter the ring in a counterclockwise direction at the normal trot.
2. At the discretion of competition management, one header per horse may be utilized to ensure the safety of exhibitors. Header must be properly attired. A plain unmarked smock, business attire or appropriate show attire is required.
3. To stand quietly and back readily. In driving classes requiring a reinback in the line-up, the over check or side check may be adjusted by the header but must remained fastened until the reinback has been completed.

AR199 Tack

1. To be shown in light show harness, bridle with blinkers, overcheck (with separate overcheck bit) or side check (separate sidecheck bit optional), and snaffle bit (straight or jointed). Equipment to be in sound condition.
2. Either a two or four-wheeled vehicle suitable to the horse is required. Use of a two-wheeled vehicle is encouraged.

AR200 Qualifying Gaits

1. Walk, a four-beat gait: Brisk, true and flat-footed with good reach.
2. Normal trot, a two-beat gait: To be performed at medium speed with moderate collection. The normal trot must be mannerly, cadenced, balanced and free-moving.
3. Strong trot, a two-beat gait: This trot is faster and stronger than the normal trot. It is performed with a lengthened stride, powerful and reaching, at a rate of speed which may vary between horses since each horse should attain its own strong trot in harmony with its own maximum natural stride. The horse must not be strung out behind. The horse should show moderate collection without exaggeratedly high action in front. The horse must present a willing attitude while maintaining form. The strong trot must be mannerly, cadenced, balanced and free-moving.

AR201 Pleasure Driving Class Specifications

1. OPEN, AMATEUR, LADIES, GENTLEMEN. To be shown at a walk, normal trot and strong trot (Extreme speed to be penalized). To stand quietly and back readily. To be judged on manners, performance and quality.
2. JUNIOR HORSE. To be shown at a walk, normal trot, strong trot (Extreme speed to be penalized). To stand quietly and back readily. To be judged on quality, manners, and performance.
3. LADIES, GENTLEMEN. To be shown at the walk, normal trot and strong trot. Extreme speed to be penalized. To stand quietly and back readily. To be judged on manners, performance and quality.

SUBCHAPTER AR-23 COUNTRY PLEASURE DRIVING SECTION

AR202 Conduct

1. Competitors enter the ring in a counterclockwise direction at the normal trot.
2. At the discretion of competition management, one header per horse may be utilized to ensure the safety of the exhibitors. Headers must be properly attired. A plain unmarked smock, business attire or appropriate show attire is required.
3. To stand quietly and back readily. In driving classes requiring a reinback in the line-up, the over check or side check may be adjusted by the header but must remained fastened until the reinback has been completed.

AR203 Tack

1. To be shown in light show harness or harness appropriate for vehicle, bridle with blinkers, overcheck (with separate overcheck bit) or sidecheck (separate sidecheck bit optional), and snaffle bit (straight or jointed). Equipment to be in sound condition.
2. A two-wheeled vehicle is required. Driver only is permitted in vehicle.

AR204 Qualifying Gaits

1. Walk, a four-beat gait: To be true, flat-footed and ground covering.
2. Normal Trot, a two-beat gait: To be an overall balanced, relaxed, easy-going trot with elasticity and freedom of movement. High action MUST be penalized.
3. Strong Trot, a two-beat gait: To be faster with lengthened stride, maintaining balance, ease and freedom of movement. High action MUST be penalized.

AR205 Country Pleasure Driving Class Specifications

1. OPEN. To be shown at the walk, normal trot and strong trot. To stand quietly and back readily. To be judged on attitude, manners, performance, quality and conformation.
2. AMATEUR, LADIES, GENTLEMEN. To be shown at a walk, normal trot and strong trot. To stand quietly and back readily. To be judged on attitude, manners, performance, quality, conformation and suitability of horse to driver.
3. JUNIOR HORSE. To be shown at a walk, normal trot and strong trot. To stand quietly and back readily. To be judged on attitude, manners, quality and performance.

SUBCHAPTER AR-24 ROADSTER SECTION

AR206 Conduct

1. Horses to enter the ring clockwise at the jog-trot, then show at the road gait, reverse at either the jog trot or walk and show counterclockwise at the jog-trot, road gait and then trot at speed.
2. Horses to stand quietly in the line up. Attendants not permitted except in amateur classes. Exhibitors not to leave the bike except to make necessary adjustments. Exhibitors may, however, uncheck and stand at horse's head when left in the center of the ring while a part of the class is on the rail for a workout.

AR207 Appointments

1. Tack: To be shown in light show harness, bridle with blinkers of square pattern, overcheck and separate overcheck bit, snaffle bit (straight or jointed) to a bike. Unweighted boots such as quarter boots or bell boots are optional.
2. Attire: Exhibitor shall wear stable colors, cap and jacket to match.

AR208 Qualifying Gaits

1. The principal gait of the Roadster is the trot. Horses shall be asked to trot at three different speeds, the slow jog-trot, the fast road gait and then at speed. Judges may ask a Roadster to walk.
2. The horse should be in form at all gaits, with folding of the knees, flexion of the hocks and be balanced with a true square trot. Horses that are pacey or mixed gaited or that break from the trot shall be strongly penalized.
3. The horse should have animation, brilliance and competition ring presence.

AR209 Arabian Roadster Class Specifications

1. OPEN. To be shown to a bike at a jog-trot, road gait, and then at speed. To be judged on performance, speed, quality and manners.
2. AMATEUR. To be shown to a bike at a jog-trot, road gait and then at speed. To be judged on manners, performance, speed and quality. One attendant may head the horse.
3. LADIES, GENTLEMEN. To be shown to a bike at a jog-trot, road gait and then at speed. To be judged on manners, performance, speed and quality. One attendant may head the horse.
4. ROADSTER UNDER SADDLE. To be shown under English saddle and with an open bridle using a snaffle bit and a single rein or a snaffle bit and running martingale with either a single or double rein. To be shown at a jog-trot, road gait and at speed. To be judged on performance, speed, quality and manners.

SUBCHAPTER AR-25 COMBINATION CLASSES SECTION

AR210 Conduct

1. Competitors to enter ring in a counterclockwise direction at the normal trot (Pleasure or Country Pleasure) or Trot (Formal).

© USEF 2026

2. Horses to be shown both directions of the ring at all required gaits as a harness horse. Competitors will be called to the line up, horses unhitched and saddled, then returned to the rail to be shown under saddle at required gaits both directions of the ring.
3. Two attendants per entry are allowed to assist the changing of tack. Attendants must be properly attired. A plain, unmarked smock, business attire or appropriate show attire is required.
4. The bridle must not be removed prior to the horse being completely unhitched from the buggy or cart.
5. Prize list must specify whether or not the rider and driver must be the same individual.
6. Cross entries are prohibited between the Informal Combination class and any class in the Country English Pleasure or Country Pleasure Driving sections at the same competition.

AR211 Tack and Gaits

1. Formal Combination - For rules governing tack and qualifying gaits for this class, see Subchapters AR-6 and AR-21.
2. Informal Pleasure Combination For rules governing tack and qualifying gaits for this class, see Subchapters AR-7 and AR-22.
3. Country Pleasure Driving Combination For rules governing tack and qualifying gaits for this class, see Subchapters AR-8 and AR-23

AR212 Combination Class Specifications

1. Formal Combination. OPEN, AMATEUR, LADIES, GENTLEMEN. To be shown in harness as a Formal Driving horse and under saddle as a Park Horse.
2. Informal Pleasure Combination. OPEN, AMATEUR, LADIES, GENTLEMEN. To be shown in harness as a Pleasure Driving horse and under saddle as an English Pleasure horse.
3. Country Pleasure Combination. OPEN , AMATEUR, LADIES, GENTLEMEN. To be shown in harness as a Country Pleasure Driving horse and under saddle as a Country English Pleasure horse.

SUBCHAPTER AR-26 WORKING WESTERN SECTION

AR213 Working Western General

1. The Arabian Working Western Horse possesses athletic ability, maneuverability, and reliability while performing one or more Western task-oriented disciplines. The performance of a Working Western horse is pleasing to the eye with a willing and engaged attitude while precise in the execution of its task. It is the intent of the Arabian Horse Association to mirror whenever appropriate and or possible the organization that is deemed the leader of the specific Working Western Discipline.
2. The verbiage “Amateur” and “Non-Pro” are to be considered interchangeable throughout the Working Western rules where applicable.
3. Tails
   The Arabian Working Western Horse should exhibit breed type while performing its task-oriented disciplines. Breed type includes a natural tail carriage. No horse may compete in a class in the Arabian Division with a tail that has been altered in any manner or by any means. See AR105.2b.
   a. Judges must penalize horses exhibiting unnatural Arabian appearance (unnatural tail carriage). Conversely, horses with natural Arabian appearance (tail carriage) showing expression that is not angry or offensive must not be penalized.
   b. A horse’s tail carriage must be considered altered when it is obviously and consistently carried in an unnatural manner.
   c. In all scored Working Western classes, a horse exhibiting unnatural Arabian appearance must be assessed a 10-point penalty.
   d. In non-scored Working Western classes, a horse exhibiting unnatural Arabian appearance must be penalized and positioned last in the class.

AR214 Working Western Definitions

1. Gaits Definitions for non-Ranch classes
   a. The walk is a natural, flat-footed, four-beat gait. The horse must move straight and true at the walk. The walk must be alert, with a stride of reasonable length in keeping with the size of the horse.
   b. The jog is a smooth, ground-covering two-beat diagonal gait. The horse works from one pair of diagonals to the other pair. The jog should be square, balanced and with straight, forward movement of the feet. Horses walking with their back feet and trotting in the front are not considered performing the required gait. When asked to extend the jog, it moves out with the same smooth way of going.
   c. The lope is an easy, rhythmical three-beat gait. Horses moving to the left should lope on the left lead. Horses moving to the right should lope on the right lead. Horses traveling at a four-beat gait are not considered to be performing at a proper lope. The horse should lope with a natural stride and appear relaxed and smooth. It should be ridden at a speed that is a natural way of going. The head should be carried at an angle which is natural and suitable to the horse's conformation at all gaits.

2. Gaits Definitions for Ranch classes

In all gaits, movement of the ranch horse should simulate a horse needing to cover long distances, softly and quietly, like that of a working ranch horse. The following terminology shall apply:

   a. The walk is a natural, flat footed, four-beat gait. The gait is rhythmic and ground-covering. As in all gaits, the horse should display a level, or slightly above level topline with a bright, attentive expression.
   b. The extended walk is an obvious lengthening of stride that will naturally increase the pace. The horse should move in a natural manner (not a running walk) as if it were moving across an open pasture.
   c. The trot is a natural two-beat gait demonstrating more forward motion than the western jog.
   d. The extended trot is an obvious lengthening of the stride with a definite increase in pace. The horse should be moving in a manner as if it were covering a large area on a ranch with an above level topline.
   e. The lope is a three-beat gait. The lope should be relaxed and smooth with a natural, forward moving stride.
   f. The extended lope is not a run or a race but should be an obvious lengthening of the stride, demonstrating a forward, working speed. The horse should display an above level topline with a bright, attentive expression.

AR215 Appointments

1. Western Equipment:
   a. Bridle. Any western type of headstall without noseband in conjunction with any standard western bit must be allowed. Rollers attached to the center of the bit are permitted and may extend below the bar. Jointed mouthpieces are permitted and may consist of two or three pieces and may have one or two joints. A three-piece mouthpiece may include a connecting ring of 1 1⁄4" or less in diameter or a connecting flat bar of 3/8" to 3⁄4" (measured top to bottom with a maximum length of two 2"), which lies flat in the mouth, or a roller or port as described herein. The port must be no higher than 3 1⁄2" with roller(s) and covers. Jointed mouthpieces, half-breeds, and spade bits are standard. Slip or gag bits, rigid donut mouthpieces, flat polo mouthpieces, and roping bits with both reins connected to a single ring at the center of the crossbar are prohibited. Reins must be attached to each shank. When a curb bit is used, either a curb chain or flat leather chin strap is required and must be at least 1⁄2" in width and lie flat against the jaws of the horse. No wire, rawhide, metal, or other substance can be used in conjunction with or as part of the flat leather chin strap, or curb chain. Round, rolled, braided or rawhide curb straps are prohibited, except when used on a ring snaffle when applied below the reins. A light lip strap is permitted. Any rein design or other device which increases the effective length and thereby the leverage of the shank of a standard Western bit is prohibited.
   b. A standard Western bit is defined as having a shank with a maximum length overall of 8 1⁄2". The mouthpiece will consist of a round or oval bar 5/16" to 3⁄4" in diameter as measured one inch in from the shank. The bars may be metal, rubber, or synthetic material and may be inlaid but must be smooth or only latex wrapped. The bars may be encased in smooth 5/16" to ¾" in diameter tubular barrels that rotate around the bars. Nothing may protrude below the mouthpiece (bar) such as extensions, prongs, or rivets designed to intimidate the horse.
   c. A standard Western snaffle bit is defined as a single center jointed single, rounded, unwrapped, smooth metal mouthpiece of 5/16" to 3⁄4" diameter metal as measured from ring to 1" in from the ring with a gradual decrease to the center of the snaffle. The rings may be from 2" to 4" outside diameter of either the loose type, eggbutt, dee, or center mounted without cheeks.
   d. A snaffle bit or hackamore is required in classes restricted to junior horses. Hackamore/ Bosal or standard snaffle are permitted in any class on horses five years old and under, unless prohibited in the prize list. If a curb strap is used it must be attached below the reins. A hackamore includes a bosal rounded in shape and constructed of braided rawhide or leather and must have a flexible non-metallic core, attached to a suitable headstall. No other material of any kind is to be used in conjunction with the bosal, i.e., steel, metal, or chains (Exception: smooth, plastic electrical tape is permitted if applied in a smooth, untwisted manner). Attached reins may be of hair, rope, or

leather. Both hands must be visible to the judge. Two hands may be used on hackamore (Bosal) and Western snaffle reins.

e. Split reins or romal (closed) reins are permitted. Only one hand may be used on reins and hands must not be changed except to negotiate an obstacle in a Trail Horse Class. While working a cow in herd work and Limited Reined Cow Horse, it is permissible to hold the reins and the romal in one hand (rein hand), while doing so, the other hand may be used to hold the saddle horn. The hand must be completely around the reins. When ends of split reins fall on side of reining hand, one finger between reins is permitted. When using a romal or when the ends of split reins are held in the hand not used for reining to keep them from swinging and to adjust the position of the reins provided it is held with at least 16" of rein between the hands, no finger between reins is permitted.

f. Rope, riata, and/or hobbles (used in trail) are optional.

g. Hackamore bits, cavesson type nosebands, martingales, draw reins, and tie-downs are prohibited.

h. Junior Working Western Horses may compete in any permitted bridle when showing in Working Western classes not restricted to junior horses. If shown in Junior horse restricted Working Western class(es), they must compete in a hackamore bridle or snaffle bit, as required in the class specifications.

i. Boots and/or bandages are permitted in Reining, Reined Cow Horse, Working Cow, Cutting, Ranch Horse Riding and Versatility Ranch Horse classes (exception VRH Ranch Conformation and VRH Ranch Trail).

j. The use of 'two-rein equipment' is permitted in Two-Rein Reined Cow Horse and all VRH classes. The two-rein option is intended to be a transition between the hackamore and bridle; can be used on any aged horse in the above stated classes for one year only.

1. In the two-rein class, bosals (also referred to as a bosalito) may be of any size, constructed of braided rawhide or leather and have a non-metal flexible core. No iron or foreign substance may be used. The exhibitor must use one hand on the reins. Any number of fingers between the reins will be permitted. Both mecate and bridle reins are to be held in the rein hand.
2. In two-rein classes the use of an approved bit with an approved bosal underneath the bridle in accordance with AR211.1 is required. Only one hand may be used on the reins and hands must not be changed. Any number of fingers between reins will be permitted.

k. When riding with a romal in Ranch and VRH Classes, a get down rope may be used. A get down rope is defined as a small rope tied around the neck of the horse with a bowline or other non-slip knot and run back to the exhibitor or tied to the saddle. The get down will be used to lead, ground tie, or tie the horse. When ground-tying with split reins, one or both reins may be dropped, romal reins may be loosely draped over the horse when used with or without a get-down rope. Hobbles (used in trail) are allowed.

l. Saddle: Standard stock saddle with a horn is required. Silver equipment will not count over good working tack. Tapaderos are prohibited.

2. English Trail Equipment:

a. The bridle must be light, show type; either snaffle (including full or half cheek), pelham, full bridle or kimberwick bit permitted. Browband/cavessons are required. Drop nosebands are permitted in dressage attire.

b. Junior Horse classes require a snaffle bit. An English Snaffle bit is defined as snaffle bit of at least 3/8" diameter as measured ½" from the ring. The snaffle bit may be jointed, double jointed or unjointed. For all junior horse performance classes, all snaffle bits must have a round, egg butt or "D" shaped ring with no attachments to the headstall or reins through a hook (except for keepers for a full cheek snaffle when section rules allow a full cheek). Full cheek, (with or without keepers), Half cheek, French, and Dr. Bristol snaffle bits are permitted).

c. Breastplate or breast collar is optional.

d. No martingales or tie-downs.

e. Type of English saddle is optional.

f. Whips, crops, and spurs are optional.

3. In-Hand Trail Equipment:

a. Halter: Suitable halter (leather preferred with or without sliver trim), leather lead (with or without a chain) to be used. If a chain is used with the lead, it must not be run through the horse's mouth or over the horse's nose.

4. Attire:

a. Horse/Exhibitor number must be placed on the left side, both sides of the saddle pad or on the exhibitor's back. Exception: Ranch Rail Pleasure, the number must be on the exhibitor's back or both sides of the pad. Horses shown without a number, or with a wrong number may be required to pay a $25 fee at the discretion of show management.

b. Western:

1. Exhibitors must wear Western hat, long-sleeved shirt with any type of collar, trousers or pants (one-piece long-sleeved equitation suit is permitted provided it includes a collar); chaps, shotgun chaps, or chinks, and boots. A vest, jacket, coat, and/or sweater may also be worn. Competitors with incomplete/prohibited attire must receive a zero score. Exception: in ranch rail and ranch conformation exhibitors with incomplete attire must be eliminated from placing (chaps are not required in ranch conformation).

2. Spurs are optional and are at the discretion of the exhibitor; whips are not allowed except with side saddle. (See GR1310 Dispensations.)

c. English:

1. Informal or formal Saddle Seat, Hunt, Show Hack, or Dressage attire is permitted. Incomplete/prohibited attire must receive a zero score.

2. ASTM Helmets are required for all English Trail classes. Per AR111 exhibitors may not enter the arena without protective headgear.

d. In-Hand Trail

1. Western and English - refer to AR215.4
2. Crop, whip, chaps, chinks, and spurs are not permitted.
3. Competitors with incomplete/prohibited attire must receive a zero score.

AR216 Judging of Gaits

1. There will be an order of priority for evaluating gaits. This hierarchy of consideration must be adhered to by judges and will be a great aid to exhibitors for how their horses should be presented and are listed in order of importance.

a. Correctness-the most important element judges must assess if the exhibitor has performed each gait correctly during all, or the majority of the class, in order to have a correct or positive evaluation. For western and English gaits, this includes a four-beat walk, two-beat jog/trot and three-beat lope/canter. The distinctness of the designated cadence for the gait being performed is essential.

b. Quality-is the second most important element and can only be considered positively if the gait performance has complied with the first element of correctness. When evaluating the pleasing characteristics of a gait, among many considerations, judges must consider overall gracefulness, relaxed expression, topline, softness of movement, consistency, and length of stride of the designated gait.

c. Degree of Difficulty-is the least important and must only be considered if the requirement for correctness has been met and combination of correctness and quality allow the performance to be considered for placement. Difficulty is greatly influenced by exhibiting a pleasure horse at a pace and speed that allows for correctness and best quality of a gait for that individual. A performance of a walk that is ground covering and free flowing has a high degree of difficulty. A jog/trot or lope/canter that is performed with a slow rhythm without sacrificing correctness or quality has a high degree of difficulty. Slowness that sacrifices correctness or negatively impacts quality must be considered incorrect and a poor performance at best.

AR217 Conduct

1. Order of Go

a. The order of go will be drawn in a random manner (computer/electronically, shuffling cards, drawing numbers, etc.).

1. Exhibitors with multiple horses will not be back-to-back, where total number of horses entered will permit. When the number of horses in a class permits, exhibitors with multiple horses must be drawn with a minimum of two horses spread between runs.
2. No horse can perform as the first horse in more than one class (go-around/section) per competition in a specific discipline unless there are more classes than horses.
3. The order of go will be posted at least one hour before the start of the class.

4. When the draw is determined manually:

a. If an exhibitor with multiple horses draws back-to-back there will be a re-draw. The management will then call the remaining exhibitors, in program order, to draw.

b. If a horse is drawn up first for the second time, there will be a re-draw.

c. The competition management must announce to the exhibitors a specified time and place the drawing will occur. The management will have numbers (one through the total number entered) equal to the number of horses entered in the class.

d. At the announced specified time that the draw will take place, all exhibitors wishing to make their own draw will assemble with the management. The management will call, in program order, the exhibitors with multiple horses to draw first.

e. The number drawn will be that exhibitor's order of go. No changes with the exception of a valid circumstance as determined by the judge(s), and/or steward(s), and /or show management.

f. Management will draw for those exhibitors who do not appear for the announced drawing.

5. When the draw is determined by computer/electronically: The number drawn will be that exhibitors order of go. No changes with the exception of a valid circumstance as determined by the judge(s), and/or steward(s), and/or show management.

2. Patterns: When specified patterns are required, patterns for each class must be posted at least one hour prior to the start of the class. The posted pattern must be followed unless a change becomes necessary due to safety considerations. If a pattern or course is posted and publicly announced and there is a discrepancy between the posted and the announced pattern, the posted pattern must be followed.
3. Time Out: When exhibitor equipment failure causes a delay or a run to be discontinued, the judge will excuse the horse and the entry must receive a zero score. Exception: In Ranch Rail Pleasure and Ranch Conformation an exhibitor is entitled to request one time out for a period not to exceed five minutes in order to make obvious adjustments, repair broken equipment, rectify a similar condition, or to replace a shoe. (refer to AR 108 for other time out rules).

AR218 General Scoring

1. Judges must use the prescribed AHA score sheet for Reining, Working Cow, Reined Cow Horse, Cutting, all Ranch, and VRH classes (exception Ranch Rail Pleasure and VRH Conformation), and Trail classes. The score sheet must be posted immediately after each class.
2. When a judge is adjudicating in a multiple judge system, the scores must be transferred to the ring steward or clerk in a manner that the other judges do not hear their score.
3. In Working Western classes each individual judges scores and cumulative score are required to be announced. If a score is being held for review, this is announced instead of the score.
   a. When one judge is used, their score will place the class.
   b. When more than one judge is used, scores will be totaled to determine the placing of the class.
   c. When five judges are used, one high and one low score will be eliminated, and the remaining three scores will be totaled to determine the placing of the class.
4. Ties for Champion, Reserve Champion, and any other placing requiring a work-off, will be broken by using the same pattern, order of go, and scoring technique as was used in the class. There will not be more than one work off.
   a. Tied exhibitors must declare immediately after the class is complete on how they want to proceed with the tie. They may agree to forego a work-off and be named co-champions. If named co-champions, prize money will be split evenly, and any awards will be divided in a manner both champions agree upon. If they cannot agree on the distribution of awards, a flip of a coin for each award will determine which award goes to which co-champion. If they do not agree on being named co-champions, any exhibitor(s) who chose not to work-off will forfeit first place to the other exhibitor(s) who chose the work-off.
   b. When breaking a tie, exhibitors disqualified in the work-off cannot be placed any lower than the bottom place of the current tie being broken.
   c. In all Working Western Championship classes (except Reined Cow, Limited Reined Cow Horse Classes, and Reining Seat Equitation), ties for placings other than Champion and Reserve Champion that may require being broken, will be determined by the horse with the lowest “Total Penalty Points.” Should the tie persist, the tie must be broken by the highest maneuver/obstacle score of a predetermined maneuver or obstacle. If the tie continues to persist, then it must require a work-off.
   d. In Reined Cow and Limited Reined Cow Horse classes, ties must be broken first by the highest score of the “Fence” or “Cow Work.” In Reining Seat Equitation, ties must be broken first by the highest “Equitation” score. If a tie persists in Reined Cow, Limited Reined Cow, or Reining Seat Equitation, it must be broken by the horse with the lowest total penalty points. Should the tie persist, the tie must be broken by the highest maneuver/obstacle score of a predetermined maneuver or obstacle. If a tie continues to persist it must require a work-off.
   e. Ties for any placing in a non-championship class will be determined by the horse with the lowest “Total Penalty Points.” Should the tie persist, the tie must be broken by the highest maneuver/obstacle score of a predetermined maneuver or obstacle. If the tie continues to persist all horses tied will stand tied, prize money (if any) for the placings involved will be added together and equally split between the respective exhibitors.
   f. In classes with multi go-rounds, ties will be broken in accordance with AR218.4.a, b, and c utilizing the Total Penalty Points and/or maneuver/obstacle score of the “Final” go-round.
   g. In classes with five judges, ties will be broken in accordance with AR218.4.a,b,c, and e utilizing the Total Penalty Points and/or maneuver/obstacle scores of only the judges’ scores utilized in the final go-round.
   h. If a mathematical error on the score sheet is discovered, it must be brought to the attention of competition management within one hour of the official posting of the scores from the last class of the competition day. Competition management must announce said posting and must make score sheets available to competitors immediately.
   i. A class will be complete, and the posted scores will be considered “official” thirty minutes following the last class of the day.
   j. In Working Western classes where there is more than one go-round, all horses must compete in both go-rounds. The top horses will then return for the Final go-round. The order of go must be drawn for all sections. Scores will be accumulative through the Final class. Champion and Reserve Champion, Top Five, and Top Ten will be determined by total accumulated score of all works. Ties will be broken in accordance with AR218.4.

k. The use of prohibited equipment must result in a no score or elimination.

5. Use of videotape. Videotape may be used by the judge(s) to review any entry's performance only in a class in which entries perform individually. Videotaping of such classes is required at AHA National Shows.
   a. The videotape must be provided by an official competition videographer and the judge must have reason to believe all horses have been videotaped.
   b. The decision to review the videotape is the sole discretion of the judge(s), and the decision of the judge(s) in this regard is final.
   c. The judge's decision to review the videotaped performance must be made prior to announcing the official results of the class.
   d. If a judge decides to review any videotaped performance in a class, the official results of the class must be delayed until after the review and a decision has been made.
   e. Judges may not confer as to any penalty or maneuver score prior to submitting a score. If a major penalty (a penalty which results in a no score, a 0, or a 5-point penalty or greater) is unclear, a judge will submit their score and ask that the score be held, pending a conference and/or review of the official video at the earliest appropriate time. Should the judges determine via conference or official video replay that a penalty was incurred, it should be applied. If, however, no penalty occurred, the score will be announced as originally submitted. No judge is required to change their score following a conference or official video replay. Each judge's decision is an individual call and based on individual decision from a conference or official video replay.
   f. For reined cow horse and working cow horse classes, refer also to NRCHA. For all events at which multiple judges are utilized, major penalties must be reviewed in accordance with current NRHA rules for reining classes and current NRCHA rules for reined cow horse and cow horse classes. Similarly, major penalties must be reviewed for trail and ranch riding classes when there is a major penalty marked by at least one judge and at least one of the other judges did not. A major penalty must be deemed a 0 score and all penalties 5 points or greater.

AR219 Reining General

1. The Arabian Reining Horse section must be conducted in accordance with the NRHA Handbook for class conduct, judging, specific scoring and patterns as modified by the following Arabian rules. Where the Arabian rules are silent, NRHA rules prevail.
   a. There is no restriction on the number of horses an exhibitor may show in a class.
   b. Equipment checks are to be conducted either by the (call) judge prior to leaving the arena or by the Steward immediately outside of the performance arena after the run.

AR220 Reining Horse Patterns

1. Judges must choose from patterns in the current NRHA Handbook.
2. Patterns must be posted at least one hour prior to the start of the class.

AR221 Reining Horse Class Specifications

1. Open, Amateur, Ladies, Gentlemen, Junior Horse, Hackamore (Bosal). Exhibitors will perform a pattern from NRHA Handbook, as instructed by the judge.
2. Classes must be held following NRHA definitions. Placings in the Non-Pro Divisions do not affect eligibility in the Open Section.
   a. Open- Follows NRHA Open Criteria excluding NRHA Membership or eligible as an AHA Member to compete in Open Reining classes.
   b. Intermediate Open- Follows NRHA Open Rider criteria excluding NRHA Membership or exhibitor who has not received more than the specified number of AHA National Achievement points in the Reining Section.
   c. Limited Open-Follows NRHA Limited Open Rider criteria excluding NRHA Membership or exhibitor who has not received more than the specified number of AHA National Achievement points in the Reining Section.
   d. Non-Pro- Follows NRHA Non-Pro criteria (excluding NRHA Membership) or any amateur exhibitor with a valid AHA Competition Card.
   e. Intermediate Non-Pro- Follows NRHA Intermediate Rider criteria excluding NRHA Membership) or exhibitor who has not received more than the specified number of AHA National Achievement points in the Reining Section.
   f. Limited Non-Pro- Follows NRHA Limited Rider criteria (excluding NRHA Membership) or exhibitor who has not received more than the specified number of AHA National Achievement points in the Reining Section.

g. Rookie Non-Pro rider - Follows NRHA Rookie Level 1 Rider criteria (excluding NRHA Membership) or amateur exhibitor who has not received more than the specified number of AHA National Achievement points in the Reining Section.
h. Primetime Non-Pro Rider- amateur exhibitor must be at least 50 years of age as of December 1st. The Primetime exhibitor must also be entered in one or more of the above classes.

3. Short Stirrup Reining 10 & under
   a. Open to Exhibitors 10 years old and under as of December 1st of the current competition year.
   b. Exhibitors are allowed to choose the size and speed of the circles. Excessive speed will result in maneuver deduction.
   c. There will be no penalty for holding the saddle with either hand.
   d. The exhibitor may ride with standard reins, or with any type of closed reins and may ride with one or two hands on the reins any time during the class.
   e. This class is to be run with any current NRHA Short Stirrup pattern.

AR222 Reining Scoring-Refer to NRHA handbook

Exception: 10-point penalty: Unnatural Arabian appearance, see AR105.2b.

AR223 Western/English/In-Hand Trail General

1. A Trail horse is one that can maneuver through a course of obstacles with physical skill, expression, and a good mental attitude. It should travel through and between obstacles with an inquisitive desire to go forward without compromising its calm, relaxed attitude, and way of going. It should approach each obstacle squarely with authority and correct form, with its own style, yet maintaining its willingness to be dictated to completely by the exhibitor with no apparent resistance. Maximum credit should be given to the trail horse that negotiates its way through an entire course efficiently, in a timely manner, without excessive hesitation, and shows curiosity, expression, smoothness and style. The horse should negotiate the course in a manner that raises the degree of difficulty without sacrificing carefulness, control, and attitude. Ultimately, the trail horse is skillful, eye appealing, confident, and leaves one with the impression of being sure, safe and a pleasure to ride over a course of obstacles.
2. No time outs will be allowed.

AR224 Trail Class Types

1. Trail Horse - Under Saddle
   i. Trail classes may be offered for Western or English, but the two styles are not to be combined into one class at any time.
   ii. The course must be designed to require each horse to show all three (3) gaits, somewhere between and/or over obstacles as part of its work, and quality of movement and cadence should be considered as part of the obstacle score. Unnecessary delays while approaching or negotiating an obstacle must be penalized.
   iii. The horse must walk and jog/trot a minimum of thirty (30) feet.
   iv. The lope/canter must be done on the right and left lead.
2. Trail Horse - In-hand
   i. In-hand trail classes may be offered for Western and English styles and may be combined.
   ii. Judges should consider the overall appearance of the horse, conditioning, grooming and the equipment in the overall score. In addition to the overall appearance, the correctness of the horse being led will be considered. For safety reasons, handlers continuously holding the chain on the lead, tightly coiling the lead shank around the hand, or dragging the lead shank must be penalized.
   iii. The course is to include a walk and jog/trot of suitable duration to determine the way of going.
   iv. Management must design a course that can be negotiated between one (1) and three (3) minutes.

AR225 Trail Course Designer

1. If a Course Designer is contracted, their name must appear in the prize list. It is recommended that the Course Designer be always present and available to the trail arena during the trail classes.

2. It is required that a Course Designer, separate from one of the judges, be contracted at every AHA National Championship Competition and their name appears in the prize list. At AHA National Competitions, the Course Designer must be always present and available to the trail arena during the trail classes.
3. The Course Designer is permitted to serve as a Competition Official (except at AHA National Championship competitions or acting as a Steward or Technical Delegate at any Federation licensed competition).
4. At the AHA Regional and National level, neither the Course Designer nor a member of their family can be a trainer, coach, or exhibitor in classes which they design.
5. The Course Designer must supply the judges and office with copies of the trail courses each day, to comply with course posting requirements.

BOD 06/17/2025 Effective 12/01/2025

AR226 Class Specifications

1. Under Saddle
   a. Open, Amateur, Ladies, Gentlemen
   b. Junior Horse (See AR135.1. a, AR140.1. a, AR148.2. b and DR121)
   c. Green: A Green Trail Horse is a horse of any age in its first or second competition year showing in any under saddle trail class at AHA/Federation/EC competition.
2. In-Hand
   a. Open, Amateur, Junior Exhibitor
   b. Weanlings, Yearlings, Two-year-old's, Two & under, Three & over
   c. Colts, Stallions, Fillies, Mares, and Geldings

AR227 Trail Course Information

1. General
   a. The order of go to be drawn.
   b. The judge may alter the course prior to the course walk.
   c. All entered exhibitors will be allowed to walk and inspect the course with the judge and course designer, if present, prior to the start of the class. In amateur and junior exhibitor classes, exhibitors may be accompanied by their trainer.
   d. If at any time the trail obstacle is found to be unsafe, it must be repaired or removed from the course. If it cannot be repaired and horses have completed the course, the score for that obstacle be deducted. No horse can be asked to repeat the course, except in the case of a tie.
   e. The course must be posted at least twelve (12) hours before the scheduled starting time for the class. Exception: twenty-four (24) hours at AHA Regional and National Championship Shows. At Show management's discretion, patterns may be posted on-line up to 30 days prior to a show.
   f. There must be a minimum of six (6) obstacles and a maximum of ten (10) obstacles on any course. (Exception: AHA National Championship classes have no maximum number of obstacles).

2. Definitions
   a. Knockdown: When any component, element, or portion of an obstacle is displaced from its original position-by horse or exhibitor.
   b. Refusal: Any action taken by the horse to avoid performing an obstacle, part of a combination of obstacles or portion of a trail course. These actions may include, but are not limited to the following:
      1. Balking: (Any action that results in a horse blatantly and continuously refusing an exhibitor's command).
      2. Evading or running past an obstacle to be negotiated.
      3. Each complete loss of the gate determined by the entry letting go of gate or dropping a rope gate.
      4. Any blatant action by the horse that demonstrates an unwillingness to approach, negotiate and/or complete an obstacle.
      5. At the judge's discretion or when a judge has determined that three (3) refusals have occurred at an obstacle the exhibitor will proceed to the next obstacle. (In multiple judging situations the call judge will determine when to instruct the exhibitor to proceed to the next obstacle.) Any time a judge instructs an exhibitor to proceed to the next obstacle, a five (5) point penalty will apply for being asked to move to another obstacle and as such is not in accordance with course direction. This penalty is in addition to the two (2) five (5) point penalties received for refusals or blatant disobedience for a total of three (3) five (5) point penalties.
   c. Off Course:
      1. Taking an obstacle in the wrong direction.

2. Deliberately failing to enter, exit, or work obstacle from correct side or direction.
3. Negotiating an obstacle in the wrong sequence including skipping an obstacle unless directed by the judge.
4. Not following the correct line of travel (i.e. the drawn pattern and Judge's instruction/direction).
5. Pulling gate when designated to push in course directions (or vice versa) or when using a rope gate, walking through gate when designated to back through (or vice versa).
6. Sidepassing the wrong end of a horse in slot.
7. Riding or leading outside designated boundary marker of the course.

3. Mandatory Trail Obstacle Dimensions - All elevated poles must be in a pole holder e.g., trail blocks, trail risers, standard jump cups or similar type supports. The judge has the right to alter the course.

a. Walk-Overs
    1. Single Poles: Maximum height 16". In-Hand: Maximum height 12"
    2. Multiples Poles: Maximum height 10". In-Hand: Maximum height 8"
    3. Minimum width between poles 20" to 24", or multiples of the given dimensions-between poles is generally considered good spacing for walkovers, depending upon difficulty desired. Rolling poles are prohibited.
b. Lope Overs for Western (not allowed In-Hand)
   For lope overs, a distance of 6'- 6'6"
c. Canter Overs for English (not allowed In-Hand)
   Canter overs: 6'6" to 7'6" apart

d. Jumps
    1. Mounted: Maximum height 24"
    2. Amateur and Junior to ride classes mounted, must be cross rails and may not exceed 18"). The height of a cross rail must be measured at the top of the center of the intersection of the poles. The height of the jump cups should be set so the angle of the poles does not exceed approximately 30 degrees.
    3. Lead Over: Maximum height 12"
    4. Minimum width between standards of a jump: 4 feet
    5. Combinations: 12 feet for a one stride; 6 feet for a no stride
    6. Box Jumps and L Jumps: Poles must be at least 12 feet long.
e. Jog Overs for Western
   Jog overs: 3 feet to 3'6" apart, or multiples of the given dimension (space is measured between poles)

f. Trot Overs for English
   Trot overs: 3'6" to 4' apart (space is measured between poles).
g. Trot/Jog Overs In-Hand
   Single or Multiples: In-Hand Maximum height 6"
h. Back Throughs
    1. On ground: minimum of 36" between
    2. Elevated: minimum of 40" between
    3. Barrels: minimum of 42" between
i. Side Passes
    1. Single pole: Up to 24" high. In-Hand Trail up to 6"
    2. Slots: Never closer than 36" wide (space is measured between poles).
j. Serpentines (jog arounds)
    1. Cones 8 feet apart (base to base) minimum. Guardrails, if used, should be 6 feet (minimum) to either side of the cones.

   (Note: If tall standards are used, dimensions should be looser)
k. Gate- Approximately 60" high with latch available at that height. (Exception: In-Hand Trail gate must be operable by all handlers). The gate may be a fixed/hinged gate or rope gate.
l. Bridge -Suggested (not mandatory) dimensions:
    1. Bridges must be built of sturdy design with a non-slip surface. Any bridge deemed to be unsafe by the judge must be altered or removed.
    2. Minimum of 3' wide
    3. Minimum of 6' long
    4. No higher than 12"
m. Any Other Maneuvers: When determining dimensions for a maneuver, the course designer must use a measurement of five feet from the front hooves to back hooves.

4. Prohibited Obstacles
    1. Live Animals
    2. Hides
    3. PVC poles

4. Dismounting
5. Rocking or moving bridges
6. Water box with floating or moving parts
7. Flames, dry ice, fire extinguisher, etc.
8. Logs or poles elevated in a manner that permits such to roll
9. Tarps are prohibited to be used within an obstacle, defined as where the entry will be expected to walk, jog, lope or back. They can be used for decorative purposes but must be secured.
10. Hay bales
11. Rolling Poles

AR228 Trail Scoring

1. General
   a. All horses enter the arena with a score of 70. With each obstacle, the judge will instruct a scribe to assign a score as well as any appropriate penalties if one or more occurs. At the end of the work, obstacle scores will be totaled. Any penalties will be subtracted to arrive at a final score. All horses are judged from the time they enter the arena until the completion of the last obstacle.
   b. Judge(s) may review official video (if available) on no score, zero, 10 point, or 5 point penalties only. Refer to AR214.5.
   c. Each obstacle will be scored as follows: Half point increments can be used from +3 to –3.
      i. +3 Excellent: The horse approaches and negotiates obstacle in correct form with definite style. The horse performs in an efficient manner with curiosity and athleticism, while maintaining the qualities of an ideal trail horse. The horse's performance over the obstacle is Visually Impressive.
      ii. +2 Very Good: The horse approaches and negotiates obstacle in correct form with noticeable style. This horse displays many qualities of the ideal trail horse. The horse's performance over the obstacle is Visually Attractive.
      iii. +1 Good: The horse approaches and negotiates obstacle in correct form with some degree of style. This horse may display some qualities of the ideal trail horse but lacks those qualities to the degree exhibited by the Very Good or Excellent performer. The horse's performance over the obstacle is Visually Pleasing.
      iv. O Average: For the most part, horse approaches and negotiates obstacle in correct form. Minimal style is exhibited. If the horse's performance displays any qualities of the ideal trail horse, they are negated by slight errors in form. The horse's performance over the obstacle leaves a visually Neutral Impression.
      v. -1 Poor: The horse fails in some way to approach and/or negotiate obstacle in correct form. There is a noticeable void in some of the qualities of the ideal trail horse. Willingness to guide or control may have been compromised but not safety.
      vi. -2 Very Poor: The horse approaches and negotiates obstacle, but noticeably fails to do so in correct form. There is a definite deficiency in the qualities of the ideal trail horse. Safety may have been compromised. The horse exhibits noticeable resistance.
      vii. -3 Extremely Poor: The horse approaches and/or negotiates obstacle in unacceptable form but avoids elimination. This horse's performance is probably reckless, careless, and/or dangerous. The horse exhibits significant resistance towards the exhibitor's commands.
   d. Penalties
      i. No Score
         1. Prohibited equipment. (AR148). This includes any attachment which alters the movement of or circulation to the tail.
         2. Abuse to the animal inside or outside the competition arena and/or evidence that an act of abuse has occurred. This includes lameness and/or fresh blood in the mouth, chin, shoulder, barrel, flank, or hip areas.
         3. Disrespect or misconduct by exhibitor.
         4. Use of whips in In-Hand Trail.

      ii. Disqualified 0 - Score

      1.Use of two hands (except snaffle bit or hackamore classes designated for two hands) or changing hands on reins; except for junior horses shown with hackamore or snaffle bit, only one hand may be used on the reins, except that it is permitted to change hands to work an obstacle as outlined in AR215.1e, or to straighten reins when stopped (Exception: Does not apply for English Trail or In-Hand Trail.)

      2. Failure to maintain 16" of rein between hands. (Exception: Does not apply to English Trail or In-Hand Trail.)

      3. No attempt to perform an obstacle.

      4. Equipment failure that delays completion of pattern excessively or repeatedly touching the horse on the neck to lower the head.

5. Entering or exiting an obstacle from the incorrect side or direction.
6. Working obstacle, the incorrect direction; including overturns of more than 1⁄4 turn.
7. Riding outside designated boundary maker of the arena or course area.
8. Failure to perform every segment of an obstacle at the correct gait.
9. Failure to follow the correct line of travel between obstacles excessive schooling, pulling, turning, stepping or backing anywhere on course.
10. Baiting in In-Hand Trail.

iii. 10 Point Penalties

1. Unnatural Arabian appearance, see AR105.2b.

iv. 5 Point Penalties

1. Dropping slicker or object required to be carried on course, each refusal (three refusals move to the next obstacle), balk, or evading an obstacle by shying or backing.
2. Letting go of gate or dropping rope gate.
3. Use of either hand to instill fear or praise.
4. Falling or jumping off or out of a bridge or water box with more than one foot once the horse has gotten onto or into the obstacle.
5. Stepping outside of the confines of an obstacle with designated boundaries (i.e. back through, 360 degree box, side pass) with more than one foot once the horse has entered the obstacle.
6. Missing or evading a pole that is a part of a series of an obstacle with more than one foot.
7. Blatant disobedience (including kicking out, bucking, rearing, striking).
8. Holding saddle with either hand (Exception: Jumps, Elevated Lope Overs, or Elevated Jog Overs).
9. Handler touching the horse with either hand in In-Hand unless instructed by the judge, course designer or performing a side pass.
10. Performing entire obstacle on the wrong lead.

v. 3 Point Penalties

1. Incorrect or break of gait at walk or jog for more than two strides.
2. Approaching an obstacle at the wrong gait or lead.
3. Out of lead or break of gait at lope (except when correcting an incorrect lead.)
4. Knocking down an elevated pole, cone, barrel, plant, obstacle, or severely disturbing an obstacle.
5. Falling or jumping off or out of a bridge or water box with one foot once the horse has gotten onto or into that obstacle.
6. Stepping outside of the confines of an obstacle with designated boundaries (i.e., back through, 360-degree box, side pass) with one foot once the horse has entered the obstacle. Missing or evading a pole that is part of a series of an obstacle with one foot.

vi. 1 Point Penalties

1. Each hard hit, bite, or stepping on a log, cone, plant, or a component of the obstacle.
2. Incorrect or break of gait at walk or jog for two strides or less: both front or hind feet in a single-strided slot or space at a walk or jog.
3. Skipping over or failing to step into required space; split pole in lope-over.
4. Incorrect number of strides, if specified.

2. Scoring Procedures

a. Competition Management must provide a scribe(s) at a judge(s) request.
b. When a judge is adjudicating in a multiple judge system, the scores should be transferred to the ring steward or clerk in a manner that the other judges do not hear the~~ir~~ score.
c. All individual judges of Trail classes are required to announce the score of each horse immediately following the horse's work and prior to the work of the subsequent horse. If a score is being held for review:
   1. When one judge is used, their score will place the class.
   2. When more than one judge is used, scores will be totaled to determine the placing of the class.
   3. When five judges are used, one high and one low score will be eliminated, and the remaining three scores will be totaled to determine the placing of the class.
d. The prescribed AHA score sheet must be used. Obstacle scores and any penalties will be totaled to arrive at a final score.
e. Score sheets must be posted one hour ~~a~~fter the class.
f. For method of breaking ties in Trail classes see AR218.4. In the event of a further tie, refer to the order of the judges' cards (i.e., #1, #2, #3).

BOD 06/17/2025 Effective 12/01/2025

AR229 Walk-Trot/Jog Trail Class Requirements

1. For 10 & under classes, exhibitors must not be more than ten years of age as of December 1 of the current competition year.
   a. The exhibitor must never have been judged in a class at a Licensed Competition that required a canter or lope. (Exception: Short Stirrup Reining exhibitors and Cross Rails 10 & Under).
2. For 11 & over classes, exhibitors must be eleven (11) years of age or older as of December 1 of the current competition year.
   a. Exhibitors must NOT show in any other class at the same competition that requires exhibitors to show at the canter or lope, but may enter any class that does not require a canter or lope. (Exception: Cross Rail exhibitors).
      i. An exhibitor that shows in Walk/Trot or Jog 11 & Over classes may show in classes requiring a canter or lope at a later competition in that competition year, but once they do so, become ineligible to compete in Walk/Trot or Jog classes for the remainder of the competition year. (Exception: Cross Rail exhibitors).
         1. Eligibility to compete in Walk/Trot or Jog 11 and Over classes begins anew with each competition year regardless of whether the exhibitor has competed in a previous competition year in classes that require a canter or lope.
3. Horse and exhibitor must follow the appointments as set forth in AR215 for Western Walk/Jog Trail and English Walk/Trot Trail.
4. Permitted Obstacles
   a. Walk-Overs– Where consecutive poles exist, no more than 2 may be elevated with a maximum height of 8". Minimum width between poles 20" to 24", or multiples of the given dimensions between poles is generally considered good spacing for walkovers, depending upon difficulty desired. Rolling poles are prohibited.
   b. Jog-Overs for Western- Jog overs: 3 feet to 3'6" apart, or multiples of the given dimensions (space is measured between poles). Elevated poles are prohibited.
   c. Trot-Overs for English– Trot overs: 3'6" to 4' apart (space is measured between poles). Elevated poles are prohibited.
   d. Serpentine – Walk Around – No more than 5 consecutive cones
      1. Western Trail Walk/Jog-minimum 6 feet apart (base to base). Guardrails, if used, should be 4 to 5 feet to either side of the cones.
      2. English Trail Walk/Trot-minimum 8' feet apart (base to base). Guardrails, if used, should be 5 to 6 feet to either side of the pylons.
   e. Serpentine – Jog or Trot Around – No more than 5 consecutive cones are permitted.
      1. Western Trail Walk/Jog-minimum of 10 feet apart (base to base). Guardrails, if used, should be 8 to 10 feet on either side of cones.
      2. English Trail Walk/Trot-minimum of 12 feet apart (base to base). Guardrails, if used, should be 10 to 12 feet on either side of cones.
   f. Open Gates – Exhibitors 10 & Under shall not be asked to open and close a gate; however, simulation of doing so by touching gate standards is permitted. A single non-elevated walk over pole may be placed in the "open" gate. Exhibitors 11 & Over may be asked to open and close a gate.
   g. Bridge – A safe unobstructed bridge (no poles or obstacles on the bridge). Bridges must be of sturdy design with a non-slip surface.
      a. Minimum 3' wide
      b. Minimum 6' long
      c. Maximum 8" in height
   h. Straight Back Through measured 42" or greater in width.
   i. Turns of 90 or 180 degrees within a box or confined area no smaller than 8' x 8'; 270 or 360 degrees within a box or confined area of no less than 10' x10'.
   j. Side pass – A single ground pole up to 6" high is allowed for the 11 & Over age division.
5. Prohibited Obstacles
   a. Water
   b. Water boxes (empty)
   c. Drags
   d. Pick-up object
   e. Closed gates for the 10 & Under age division
   f. Side pass for the 10 & Under age division

BOD 06/17/2025 Effective 12/01/2025

AR230 Working Cow Horse General

1. These classes will be held in accordance with the National Reined Cow Horse Association (NRCHA) rules for class conduct, judging, specific scoring and patterns as modified by the following Arabian Rules. Where Arabian Rules are silent, NRCHA rules prevail.
2. Exceptions and Notes: The working cow horse class consists of only the cow work.
   a. See AR215 for Appointments.
   b. See AR105.6 for inhumane treatment and undue stress.
   c. See AR218 for scoring Working Cow classes with more than one go-round and for breaking ties.
3. Working Cow Horse classes consist of only the cow work (fence work).
   a. No reining patterns: only the fence work (boxing, turns on the fence and circling).

AR231 Working Cow Horse Class Specifications

1. Bitted, Hackamore (Bosal)- For competitions offering only one Working Cow Horse class, bitted and hackamore horses can compete together. Dry work will not be required.
2. Open, Amateur, Ladies, Gentlemen, Junior Horse classes may be offered.

AR232 Working Cow Horse Scoring

Refer to NRCHA handbook- Exception: See AR213.3 10-Point Penalty: Unnatural Arabian appearance, see AR105.2b.

AR233 Reined Cow Horse and Herd Work General

These classes will be held in accordance with NRCHA rules for class conduct, judging, specific scoring and patterns as modified by the following Arabian Rules. Where Arabian Rules are silent, NRCHA rules prevail. Exceptions:

a. See AR215 for Appointments.
b. See AR105.6 for inhumane treatment and undue stress.

AR234 Reined Cow Horse and Herd Work Classes

1. General
   a. The Reined Cow Horse classes consist of the reined work (dry pattern) and fence work (cow work).
      1. Reined work (dry work) patterns (NRCHA patterns) must be posted at least one hour prior to the start of the class.
      2. Boxing/Limited Reined Cow Horse consists of the reined work (dry pattern) and the boxing phase only of the cow work.
      3. Box – Drive Classes consist of the reined work (dry pattern) and the required cow work which is Box, drive, box, drive in that order.
      4. Herd Work may be run as a stand-alone class or may be incorporated as a third phase of a Reined Cow Horse Futurity or Bridle Spectacular, Hackamore Spectacular or Two Rein Spectacular.
2. Reined Cow Horse class
   a. The Reined Cow Horse class consists of two mandatory phases, the reined work and the cow work (boxing, fence turns and circling in that order). Each phase will have equal bearing and the final placings will be determined by the total of both scores (Exception: Boxing/Limited Rein Cow Horse).
   b. In cases of ties for first place the entry with the highest cow work score will prevail. If the cow work scores are identical, the tied entries for first place will work off with an additional cow work. All ties for other than first place will remain tied for points and prize money purposes and exhibitors will flip for ribbons.
   c. Horses receiving a zero score in one phase and a score in the other are eligible for placing. Horses receiving a zero in both phases or a no score in either or both phases are ineligible for placing.
3. Boxing class
   a. Boxing consists of a NRCHA Reined Cow Horse reining pattern and showing the ability to hold a single cow (boxing) on the end of the arena. This class introduces the exhibitors to the boxing phase of the cow work.
   b. Judging begins when the exhibitor enters the arena.
   c. Schooling is not permitted between the completion of the rein work and the cow work, or between cows if a new cow is awarded. The penalty is a score of zero.
   d. Each exhibitor upon receiving a cow in the arena, must hold that cow on the prescribed end of the arena for 50 seconds, demonstrating the ability of the horse and exhibitor to control the cow.

e. Holding the reins and romal in one hand (rein hand) while boxing the cow is permitted.
f. Time must begin when the gate closes behind the cow after being let into the arena. The announcer or judge must signal the completion of the 50 seconds with a whistle or horn.
g. The horse must be scored using the “limited cow work scoring guidelines”.

4. Box Drive class
   a. The goal of this class is to introduce the exhibitor to the “fence work” phase of the cow work.
   b. The Box Drive class consists of a NRCHA Reined Cow Horse reining pattern and four parts to the cow work.
   c. The horse will be scored using the Box Drive scoring guidelines.
   d. Judging begins when the exhibitor enters the arena.
   e. Time Limit / Terminating the Work -Each exhibitor is allotted one minute and forty-five seconds to complete the four-part cow pattern work.
      1. The judge may blow their whistle once at any time during the work to terminate it.
      2. If at any time a judge feels that the exhibitor is out of control endangering themselves and/or the horse, the judge may terminate the work, and a zero score will be given.
      3. Exhibitors are not required to use the allotted time to complete the pattern.
      4. Time begins when the gate closes behind the cow after being let into the arena. When there are 30 seconds left, the announcer will announce “30 seconds” remaining and at one minute and forty-Five seconds, the announcer will call for “time.”
      5. Judging ends when the exhibitor drives the cow past the middle marker the second time, judge ends the run with a whistle/horn or the allotted time ends, whichever occurs first.
   f. There must be no schooling between entering the arena and the completion of the cow work, or between cows if a new cow is awarded. The penalty for this is zero.
   g. The required pattern for the cow work is: box, drive, box, drive, in that order.
      A. Part One - Box: At the start of the work, each exhibitor, upon receiving a cow in the arena, must hold that cow on the prescribed end of the arena for a sufficient time to demonstrate the ability of the horse to contain the cow at that end. If the cow does not immediately challenge the horse, the exhibitor must aggressively move in on the cow to demonstrate their horse’s ability to drive and block the cow on the entry fence.
      B. Part Two - Drive: After a reasonable amount of time, the contestant must set up and drive/rate the cow down the fence, opposite fence of the judges, to the opposite end of the arena. When coming out of corner, the horse must be close enough to the cow to demonstrate control with the cow against the fence. This distance and control should be maintained for approximately 1⁄2 to 3⁄4 the length of arena. Upon reaching the opposite end of the arena, the exhibitor will then stop the horse square or parallel to the fence, without making a fence turn, and release the cow.
      C. Part Three - Box: Move horse toward center of arena to set the cow up for boxing. Again, box the cow for a sufficient time to demonstrate the ability of the horse to contain cow at that end. If the cow does not immediately challenge the horse, the exhibitor must aggressively move in on the cow to demonstrate their horse’s ability to drive and block the cow on the entry fence.
      D. Part Four - Drive: After a reasonable amount of time, the exhibitor must set up and drive/rate the cow down the fence, opposite fence of the judges, to the opposite end of the arena. When coming out of corner, the horse must be close enough to the cow to demonstrate control with the cow against the fence. This distance and control should be maintained past the center marker and continue until the judge signifies the competition of the run or time expires. The exhibitor will then stop the horse square or parallel to the fence, without making a fence turn, and release the cow.

5. Herd Work Class
   a. Judging will begin at the time line.
   b. The horse must approach the herd with no hesitation, weaving or reluctance to enter the herd sufficiently deep enough to show their ability to make a cut. The horse must work quietly, but alertly, causing very little disturbance to the herd or the animal brought out.
   c. Credit will be given for driving cattle, clearing the herd by a sufficient distance, and setting up a cow while holding it in a working position as near the center of the arena as possible. The degree of difficulty, eye appeal and the amount of courage in staying on a tough cow will be taken into consideration. The amount of time spent working cattle in the 2 1⁄2 minute period will have a positive effect on the total score. The horse should show a great deal of expression but no ill will toward the animal.
   d. Judging will end at the whistle.
   e. If an exhibitor is taking an excessive amount of time to get to the herd after their number is called the following will occur:
      1. The designated judge will contact the announcer and the announcer will give the exhibitor a “second call.”
      2. If the exhibitor still is not approaching the herd, a 15 second call will be given and then the time clock will be started.

3. Special consideration will be given to exhibitors who helped the previous exhibitor in the herd.

6. Two-Rein Class

Separate Two Rein classes may be held and are open to horses of any age in their first year showing in the bridle (using two rein equipment) that have not shown in the bridle down the fence or in boxing in any judged classes or events prior to December 1 of the current competition year with the exception of horse sales and National High School Rodeo Events. Horses may cross over to the Open class but must utilize the equipment required for that Open class.

AR235 Reined Cow Horse and Herd Work Class Specifications

1. Bitted, Hackamore (Bosal). For competitions offering only one Reined Cow Horse class, bitted and hackamore horses can compete together.
2. Open, Amateur, Ladies, Gentlemen, Junior Horse classes may be offered.
3. Boxing/Limited Reined Cow Horse, and Box Drive (Reined Cow Horse) classes are for non-pro/amateur exhibitors. Boxing/Limited Reined Cow Horse and Box Drive (Reined Cow Horse) classes are for amateur and junior exhibitors who have not shown down the fence for 3 runs in any judged classes or events with the exception of horse sales. Exhibitors who have not shown in any cow horse class down the fence for 5 years are eligible for the class. Being entered in a class that includes the fence work will be counted as going down the fence regardless if the exhibitor boxed the cow and pulled up before the run was completed. This class is also open to approved Non-Pro Limited riders who comply with all eligibility rules (See NRCHA Non-Pro eligibility rules/Federation Amateur rules). After Non- Pro competitors reach the age of fifty (50), they may fall back into the Non-Pro Boxing/Limited class (Boxing/Limited Reined Cow Horse).
   The Non-Pro Boxing/Limited Competitors
   a. May not go down the fence again in any judged class(es) or event(s), with the exception of horse sales.
   b. May return back into the Non-Pro Limited Reined Cow Horse division/class only once.
   c. Versatility Ranch Cow Work Classes affect the eligibility of an exhibitor to compete in the Boxing/Limited Reined Cow Horse classes and vice versa as follows: Exhibitors in the Boxing/Limited Reined Cow, VRH Limited amateur and VRH Limited youth Ranch Cow Work may not have shown more than three times down the fence in any Cow Horse class, Reined Cow Horse class or VRH Cow Work class.
   d. A Non-Pro exhibitor may show in both the Reined Cow Horse and Box-Drive (Reined Cow Horse) classes or both the Boxing/Limited Reined Cow and Box-Drive (Reined Cow Horse) classes, but not both the Reined Cow and Boxing Classes.

BOD 06/17/2025 Effective 12/01/2025

AR236 Reined Cow Horse and Herd Work Scoring

Refer to NRCHA handbook with the exceptions below:

a. See AR213.3 10-Point Penalty: Unnatural Arabian appearance, see AR105.2b.

b. See AR218.4f for scoring Reined Cow Horse and Herd Work classes with more than one go-round and for breaking ties.

AR237 Cutting

Cutting classes held in the Arabian Division must be conducted in accordance with the AHA Handbook, Chapter 11, COMP. 807.

AR238 Western Riding General

The horse is judged on quality of gaits, lead changes at the lope, response to the exhibitor, manners, and disposition. The horse should perform with reasonable speed, and be sensible, well-mannered, free, and easy moving.

AR239 Western Riding Patterns

1. The judge will select one of the 15 patterns to be performed. The judge is responsible for the pattern being correctly set. See AQHA Rulebook for patterns.
2. The horse should cross the log both at the jog and the lope without breaking gait or radically changing stride.

AR240 Western Riding Scoring

1. See current AQHA Rulebook.
   a. Exceptions: See AR213.3 10-Point Penalty: Unnatural Arabian appearance, see AR105.2b.
   b. Credit may be given for, and emphasis placed, on smoothness, even cadence of gaits (i.e., starting and finishing pattern with the same cadence), and the horse's ability to change leads precisely, easily, and simultaneously both hind and front feet at the center point between markers. In order to have balance, with quality lead changes, the horse's head and neck should be in a relaxed, natural position, with its poll level with or slightly above the level of the withers. The horse should not carry its head behind the vertical, giving the appearance of intimidation, or be excessively nosed out, giving a resistant appearance. The horse should have a relaxed head carriage showing response to the exhibitor's hands, with a moderate flexion at the poll.

c. Horses may be ridden with light contact or on a reasonably loose rein.

AR241 Ranch Riding General

1. Ranch Riding classes will be held in accordance with the American Quarter Horse Association (AQHA) rules except as stated herein:
2. The purpose of the ranch riding class is to measure the ability of the horse to be a pleasure to ride while being used as a means of conveyance from performing one ranch task to another.
3. The horse should reflect the versatility, attitude and movement of a working ranch horse riding outside the confines of an arena. The horse should be well-trained, relaxed, quiet, soft and cadenced at all gaits. The ideal ranch horse will travel with forward movement and demonstrate an obvious lengthening of stride at extended gaits.
4. Transitions should be performed where designated, with smoothness and responsiveness.
5. The overall cadence and performance of the gaits should be free-flowing and ground covering for all gaits, with an emphasis on forward movement.
6. The horse can be ridden with light contact or on a relatively loose rein without requiring undue restraint, but not shown on a full drape of reins.
7. The overall manners and responsiveness of the ranch riding horse to make timely transitions in a smooth and correct manner, as well as the quality of the movement are of primary considerations.
8. The ideal ranch riding horse should have a natural head carriage at each gait.

AR242 Ranch Riding Appointments and Conduct

1. For rules regarding correct Western appointments, refer to AR215.
2. Appointments with silver should not count over good working tack. Silver on bridles and saddles and the use of weighted reins is discouraged.
3. Touching or holding the saddle horn is permitted.
4. Hoof polish is discouraged but will not be penalized.
5. It is customary to not remove the hair from the insides of the ears, but horses with clean clipped ears will not be penalized.
6. Trimming of the bridle path, fetlocks, and excessive (long) facial hair is permitted.

AR243 Ranch Horse Riding Walk-Trot General

1. For 10 & under classes, exhibitors must not be more than ten (10) years of age as of December 1 of the current competition year.
   a. The exhibitor must never have been judged in a class at a Licensed Competition that required a canter or lope. (Exception: Short Stirrup Reining exhibitors and Cross Rails 10 & Under).
2. For 11 & over classes, exhibitors must be eleven (11) years of age or older as of December 1 of the current competition year.
   a. Exhibitors must NOT show in any other class at the same competition that requires exhibitors to show at the canter or lope, but may enter any class that does not require a canter or lope. (Exception: Cross Rail exhibitors).
      i. An exhibitor that shows in Walk/Trot or Jog 11 & Over classes may show in classes requiring a canter or lope at a later competition in that competition year, but once they do so, become ineligible to compete in Walk/Trot or Jog classes for the remainder of the competition year. (Exception: Cross Rail exhibitors).
         1. Eligibility to compete in Walk/Trot or Jog 11 and Over classes begins anew with each competition year regardless of whether the exhibitor has competed in a previous competition year in classes that require a canter or lope.

AR244 Ranch Horse Riding Walk-Trot Appointments

Horse and exhibitor must follow the appointments as set forth in AR242.

AR245 Ranch Riding Patterns for Walk-Trot

1. Patterns must be chosen from the current AHA Patterns which may be found on the AHA website.
2. There is no time limit required for a Ranch Riding pattern.
   a. Gaits: a judge may ask for a walk, extended walk, trot, extended trot, and a stop.
   b. Optional Maneuvers: backing, turns in either direction, walking and /or trotting over poles.
3. Posting at the extended trot is permitted.
4. Holding the horn is acceptable at the extended trot.

AR246 Ranch Riding Patterns

1. Patterns must be chosen from the current AQHA Patterns which may be found in the AQHA Rulebook (SHW 417) or on the AHA website.
2. There is no time limit required for a Ranch Riding pattern.
3. Posting at the extended trot is permitted.

AR247 Ranch Horse Scoring

1. AQHA Penalties – Ranch Horse Penalties must follow the current AQHA penalties with the following exceptions:
   a. Ten (10) point penalties
      1. Off Pattern
         i. Eliminates or adds maneuver
         ii. Incomplete maneuver
         iii. Failure to complete pattern as written
      2. Unnatural (Arabian) Ranch Horse appearance, see AR105.2b.
   b. Zero (0) score
      1. Major disobedience or schooling
      2. Prohibited use of fingers or hands on reins
2. Any deviation of the scoring contained within the current Arabian rules, the references within AQHA, NRHA, or NRCHA rulebooks regarding scoring will prevail.
   a. One (1) point penalty
      1. Too slow/per gait
      2. Over-bridled
      3. Out of frame
      4. Break of gait at walk or trot for 2 strides or less
   b. Three (3) point penalties
      1. Break of gait at walk or trot for more than 2 strides
      2. Break of gait at lope, except when correcting an incorrect lead Wrong lead or out of lead
      3. Out of lead or cross-cantering more than two strides when changing leads
      4. Draped reins
      5. Trotting more than three strides when making a simple lead change
      6. Severe disturbance of any obstacle
   c. Five (5) point penalties
      1. Blatant disobedience (kick, bite, buck, rear, etc.)
   d. No Score/Disqualification (DQ):
      1. Lameness
      2. Abuse
      3. Prohibited equipment
      4. Disrespect or misconduct
      5. Leaving working area before pattern is complete

© USEF 2026

6. Fall of horse/exhibitor

3. No specific penalties will be incurred for nicks/hits on logs/poles, but deduction may be made in maneuver score.
4. No specific penalties will be incurred for over/under-spins, but deduction may be made in maneuver score.

AR248 Ranch Rail Pleasure General

1. The ranch horse rail pleasure class measures the ability of the horse to be a pleasure to ride while being used as a means of conveyance from one ranch task to another and should reflect the versatility, attitude, and movement of a working horse. The horse should be well-broke, relaxed, quiet, soft, and cadenced at all gaits.
2. The ideal ranch rail pleasure horse should have a natural head carriage at each gait. In all gaits, movement of the ranch rail pleasure horse should simulate a horse needing to cover long distances, softly and quietly, like that of a working ranch horse.
3. The horse should be ridden on a relatively loose rein with light contact and without requiring undue restraint.
4. This class should show the horse's ability to work at a forward, working speed while under control by the exhibitor.
5. Horses may cross-enter with any other pleasure class at the same show.

AR249 Ranch Rail Appointments and Conduct

1. Apparel and Equipment: For rules regarding correct Western appointments, refer to AR215.
2. Appointments with silver should not count over good working tack. Silver on bridles and saddles and the use of weighted reins are discouraged.
3. It is recommended that competitors use a breast collar and rear cinch.
4. Horses 5 years and under, may be shown in a snaffle bit/hackamore.
5. Prohibited equipment includes tie downs, cavessons, gag bits, slip bits, mechanical hackamores and running martingales.
6. Touching or holding the saddle horn is permitted.
7. Hoof polish is discouraged but will not be penalized.
8. It is customary to not remove the hair from inside of the ears, but horses with clean clipped ears will not be penalized.
9. Trimming of the bridle path, fetlocks, and excessive (long) facial hair is permitted.

AR250 Ranch Rail Class Specifications

1. Horses to enter at walk or trot in either direction at discretion of the judge.
2. Required gaits are the walk, trot, extended trot, lope, and extended lope which are to be shown in both directions of the arena. The extended walk and back are optional gaits that may be called at the judge's discretion.
3. For gaits descriptions refer AR214.2.
4. The horse should be responsive to the exhibitor and make timely transitions in a smooth and correct manner. The horse should be soft in the bridle and yield to contact.
5. Exhibitors are encouraged to use adequate space given the extension of gaits required. Horses should remain on or near the rail, however exhibitors working off the rail will not be penalized.
6. Part of the evaluation of this class is on smoothness of transitions. A horse may be collected from the extended trot as the horse moves into the lope. The transition from the extended lope down to the trot is a transition to the seated trot, not the extended trot. Therefore, an extra cue to achieve this gait is expected. Horses that complete this total transition within three strides calmly and obediently should be rewarded. Horses that attempt to stop or do stop prior to trotting will be penalized. Judges expect to see horses that have been trained to respond to cues and when cues are applied correctly, it could be a credit earning situation.
7. Offered for horses three years of age or older.
8. Posting at the extended trot is permitted.

AR251 Ranch Rail Scoring

1. A ranch horse should be willingly guided or controlled with little or no apparent resistance. Any movement on the horses own must be considered a lack of control.
2. The overall manners and responsiveness of the horse while performing the requirements and the horse's quality of movement are the primary considerations.
3. Light contact should be rewarded, and the horse must not be shown on a full drape of reins.
4. Penalties. An exhibitor must be penalized for:
    a. Too slow a gait

b. Over-bridled
c. Out of frame
d. Break of gait
e. Wrong lead, out of lead, or cross-cantering
f. Draped reins
g. Trotting more than two strides when taking lead
h. Blatant disobedience (kick, bite, buck, rear, etc.)
i. Schooling
j. Spurring in front of cinch
k. Use of either hand to instill fear/praise

5. A horse must be disqualified for lameness.
6. A horse exhibiting unnatural Arabian appearance must be penalized and placed at the bottom of the class (AR213.3).

AR252 Ranch Horse Rail Pleasure Walk-Trot General

1. For 10 & under classes, exhibitors must not be more than ten (10) years of age as of December 1 of the current competition year.
    a. The exhibitor must never have been judged in a class at a Licensed Competition that required a canter or lope. Exception: Short Stirrup Reining exhibitors and Cross Rails 10 & Under.
2. For 11 & over classes, exhibitors must be eleven (11) years of age or older as of December 1 of the current competition year.
    a. Exhibitors must NOT show in any other class at the same competition that requires exhibitors to show at the canter or lope, but may enter any class that does not require a canter or lope. (Exception: Cross Rail exhibitors).
        i. An exhibitor that shows in Walk/Trot or Jog 11 & Over classes may show in classes requiring a canter or lope at a later competition in that competition year, but once they do so, become ineligible to compete in Walk/Trot or Jog classes for the remainder of the competition year. (Exception: Cross Rail exhibitors).
            1. Eligibility to compete in Walk/Trot or Jog 11 and Over classes begins anew with each competition year regardless of whether the exhibitor has competed in a previous competition year in classes that require a canter or lope.

BOD 06/17/2025 Effective 12/01/2025

AR253 Ranch Horse Rail Pleasure Walk-Trot Appointments

Horse and exhibitor must follow the appointments as set forth in the Arabian Western Pleasure Sub-Chapter.

AR254 Ranch Horse Rail Pleasure Walk-Trot Class Specifications

1. Horses to enter at walk or trot in either direction at discretion of the judge.
2. Entries will be worked both directions of the ring at both qualifying gaits the walk and the trot. The judge may call for:
    a. The extended walk
    b. The extended trot (riders are permitted to post or hold the horn)
    c. A halt on the rail

AR255 Ranch Horse Rail Pleasure Walk-Trot Scoring

1. The overall manners and responsiveness of the horse while performing the requirements and the horse's quality of movement are the primary considerations.
2. Part of the evaluation in a walk-trot class is on smoothness of transitions. The transitions from the trot down to a walk is expected within three (3) strides, calmly and obediently.
3. Horses that attempt to stop, or do stop, prior to walking will be penalized.

AR256 Versatility Ranch Horse (VRH) General

1. The Versatility Ranch classes will be held in accordance with AQHA rules for class conduct, judging, specific scoring, and patterns as modified by the following Arabian Rules. Where the Arabian Rules are silent, AQHA rules prevail.

2. The Versatility Ranch Horse demonstrates the performance, versatility, and conformation of the Arabian and Half Arabian Horse as a working ranch horse. The intent is to reward an exhibitor and/or horse based on their level of expertise. Classes within the Versatility Ranch Horse Section may be held individually at approved competitions or held collectively as a Versatility Ranch Horse Competition.
3. VRH Ranch Riding and VRH Ranch Trail may be combined and held at the same time or held independently. If combined, each class will be scored individually and placed individually.
4. VRH Ranch Reining and VRH Ranch Cow Work may be combined and held at the same time, or each class held separately. If combined, each class will be scored individually and placed individually.
5. Multiple arenas may be used and encouraged to expedite the show to finish in a timely manner. Clinics or educational opportunities may be offered and are encouraged to be held prior to the competition.
6. Points will be awarded in each individual class according to the placing received and based on the total number of horses competing in that class. Points earned in each individual class only count toward any award or qualification for the Versatility Ranch Horse Section.
7. All-Around Versatility Ranch Horse.
    a. The title of All-Around Versatility Ranch Horse may be awarded at competitions in each the open, amateur, and youth classes, if earned.
        1. Each class is to be calculated independently based on the number of horses competing in that class.
        2. Classes may not be held concurrently (i.e., open classes may not run concurrently with amateur classes).
        3. All-around versatility ranch horse points are based on a one horse/one exhibitor combination. (See exception in ranch conformation for an exhibitor with multiple horses.) A horse/exhibitor team is eligible for the all-around award if it competes in at least one cattle class, at least one non-cattle riding class, and the ranch conformation in the same section.
            a. In ranch conformation, each class must be placed in its entirety.
            b. In scored classes, all exhibitors in the class will be ranked according to score, placed from the highest to the lowest score.
            c. In all classes, the highest placing all-around eligible exhibitor will receive 50 credits, regardless of the number of other horses entered or eligible. Second highest all-around eligible exhibitor will receive 49 credits and so on.
                i. For example, an exhibitor competing for the all-around award may place 16th in the class but is also the highest placing all-around eligible entry they will receive 50 credits. An exhibitor placing 22 in the same class, that is the second highest all-around eligible entry, will receive 49 credits and so on.
                ii. Another example: In a class of six entries, if the highest placing all-around eligible horse/exhibitor team places second, it will receive 50 credits. The second highest all-around eligible horse/exhibitor team places fourth in the class, it would receive 49 credits and so forth.
        d. After totaling credits for each eligible team from all Versatility Ranch Horse classes, the team receiving the highest number of credits will be named the All-Around Versatility Ranch Horse and will receive additional points based on the number of horses competing for the all-around title.
        e. If there are ties in the final placing for the All-Around Versatility Ranch Horse, they will be broken by the highest placing horse in the VRH Ranch Cow Work, VRH Limited Ranch Cow Work, whichever is applicable to the section. If this does not break the tie, other classes will be used in the following order: VRH Ranch Cutting, VRH Ranch Reining, VRH Ranch Trail, VRH Ranch Riding, and VRH Ranch Conformation.
        f. At VRH competitions, all exhibitors in every class must be placed.
8. No horses less than 3 years of age may be exhibited.

Effective 9/1/2025

AR257 Versatility Ranch Horse Appointments and Conduct

1. Equipment with excessive silver should not count over good working tack. Excessive silver on bridles and saddles is discouraged.
2. Romal reins are allowed in all VRH classes, including VRH and Ranch Cutting. When riding with a romal, a get down rope may be used. A get down rope is defined as a small rope tied around the neck of the horse with a bowline or other non-slip knot and run back to the exhibitor or tied to the saddle. The get down will be used to lead, ground tie, or tie the horse. When ground-tying with split reins, one or both reins may be dropped, romal reins may be loosely draped over the horse when used with or without a get-down rope. The get-down rope may also be run through a bosalito, as long as the bosalito is not tight enough to function as a cavesson. If a bosalito is used, it must allow approximately 2 fingers (1 inch) to pass freely between the nose and the bosalito. The bosalito must be constructed of a flexible braided rawhide,

leather or rope, the core of which must be flexible. Absolutely no rigid material will be permitted under the jaws, regardless of how padded or covered. Hobbles are allowed for Versatility Ranch Trail.

3. The use of two-rein equipment is permitted per horse in all VRH classes for one year only.
4. A snaffle or hackamore is restricted to junior horses. When exhibiting in a snaffle bit or hackamore, an exhibitor may switch between two hands and one hand on the reins at any time.
5. Hoof polish is prohibited.
6. No braided or banded manes/tails or tail extensions, except in any VRH class where roping is involved, the horse's mane may be braided for a distance of 12"- 16" in front of the saddle pad. No ribbons or other kind of ornamentation will be allowed.
7. Trimming inside ears is discouraged but will not be penalized.
8. Trimming bridle path, also trimming of fetlocks, and excessive (long) facial hair is permitted.
9. Holding the saddle horn with either hand is permitted in any class.
10. Posting at the extended trot is permitted.
11. In the case of a fall by a horse or exhibitor, the run must end when the exhibitor or horse fall to the ground. A horse is considered to have fallen when all four feet are extended in the same direction. An exhibitor is considered to have fallen when the exhibitor is no longer astride.

Effective 9/1/2025

AR258 Versatility Ranch Horse Scoring

1. The scoring system is designed to be positive, straightforward, and always encourage growth and improvement in both horse and exhibitor. The scoring system is designed to give credit for the work done.
2. Except for the conformation class, each horse/exhibitor team is scored between 0-100 points and automatically begins the run with a score of 70 points. The horse/exhibitor team is scored on the quality of each maneuver (e.g., -1 1/2 extremely poor, -1 very poor, -1/2 poor, 0 correct, +1/2 good, +1 very good, +1 1/2 excellent). Plusses and minuses reflect the smoothness, finesse, attitude, quickness, and authority of the horse/exhibitor team when performing the various maneuvers. Penalties may be accrued for incorrect maneuver execution.
3. In each class, the entire class will be scored and placed. All exhibitors in each class will be ranked according to scores, placed from the highest to the lowest scores.
4. No horse/exhibitor team can be disqualified except for lameness, abuse, prohibited equipment, disrespect, or misconduct, leaving working area before pattern is complete, improper western attire and or fall of horse/exhibitor. Disqualified horses will count as entries in the class but will not receive points.
5. In the case of equipment failure that delays competition or becomes unsafe, the run is stopped, and the horse/exhibitor team will be given credit for what they have accomplished prior to that point and will be considered off-pattern (OP), and receive the appropriate penalty.
6. In each class, a specific maneuver will be designated by the judge to be the tiebreaker. The tie-breaker maneuvers will be made prior to the start of the class and so noted on score sheets. Ties will be broken according to AR218.
7. Exhibitors competing for the All-Around Versatility Ranch Horse, must have their class placing credits entered into the all-around tabulation. Credits from each class must be added together for the overall placing for the event. Ties for the all-around versatile ranch horse are broken as per AR256.7.

AR259 Versatility Ranch Horse Judging Procedures

1. Judges must use approved score sheets to score all classes. Specific maneuvers will be selected by the judge prior to the class as tie-breaking maneuvers.
2. During the class, a scribe can assist each judge by recording the score after each of the maneuvers on the appropriate class score sheet. Judges must sign their score sheets.
3. Class score sheets must be posted as soon as possible after each class to allow exhibitors to evaluate their performance.
4. At the option of show management, when using two judges to determine one set of winners, the classes will first be placed under each judge and class placing points awarded and posted. One judge must be designated as the tie–breaking judge before judging begins. The composite results (combined results used to determine an overall winner) must be determined as follows: All class placing points will be added for each judge to determine an all-around winner. If there is a tie, the tie-breaking judge's class placing will determine the winner. Ties for the all- around winner are broken first using the highest placing in the ranch cow work class, or the limited ranch cow work class, whichever is applicable to the section.

AR260 VRH Ranch Riding General

1. The purpose of the VRH Ranch Riding class is to measure the ability of the horse to be a pleasure to ride while being used as a means of conveyance from performing one ranch task to another.
2. The horse should reflect the versatility, attitude, and movement of a working ranch horse riding outside the confines of an arena. The horse should be well-trained, relaxed, quiet, soft, and cadenced at all gaits.
3. The ideal ranch horse will travel with forward movement and demonstrate an obvious lengthening of stride at extended gaits.
4. The horse can be ridden with light contact or on a relatively loose rein without requiring undue restraint, but not shown on a full drape of reins.
5. The ideal VRH ranch riding horse should have a natural ranch horse appearance from head to tail in each maneuver.
6. Horses may cross enter Western Pleasure and Ranch Riding or Western Pleasure and VRH Ranch Riding at the same competition regardless of the class (youth, amateur, or open).

AR261 VRH Ranch Riding Class Specifications

1. Horses must be shown individually, and the class may be conducted inside or outside of an arena.
2. The pattern may be started either to the right or left direction.
3. Show management has the option to set markers to designate gait changes.
4. If the class is held inside an arena, the course must be set up to make approximately one pass of the arena in each direction.
5. The optional ranch riding patterns, which can be found in the AQHA Rulebook or on the AHA website, may be used, or another pattern may be used if all elements of the class are fulfilled as follows:
    a. Horses will be shown individually at three gaits; walk, trot and lope in each direction of the arena.
    b. Horses will also be asked to reverse, stop and back.
    c. The judge must ask for an extended trot and extended lope at least one direction of the ring.

AR262 VRH Ranch Riding Scoring

1. Credits and Penalties.
    a. Part of the evaluation of this class is on smoothness of transitions. A horse may be collected from the extended trot as the horse moves into the lope. The transition from the extended lope down to the trot is a transition to the seated trot not the extended trot. Therefore, an extra cue to achieve this gait is expected. Horses that complete this total transition within three strides calmly and obediently should be rewarded. Horses that attempt to stop or do stop prior to trotting will be penalized.
    b. Judges expect to see horses that have been trained to respond to cues. To see these cues applied discreetly and the horse responding correctly is a credit- earning situation.
    c. Maneuver evaluations and penalty applications are to be determined independently.
    d. The following penalties will be applied to each occurrence and be deducted from the final score:
        1. VRH Ranch Riding Penalties – VRH Ranch Riding Penalties must follow the current AQHA penalties with the following exceptions -
            a. Ten (10) point penalties
                1. Off pattern
                    i. Eliminates or adds maneuver
                    ii. Incomplete maneuver
                    iii. Failure to complete pattern as written
                2. Unnatural (Arabian) Ranch Horse appearance, see AR105.2b.
            b. Zero (0) score
                1. Major disobedience or schooling
                2. Prohibited use of fingers or hands on reins
        2. Any deviation of the scoring contained within the current Arabian rules, the references within AQHA, NRHA, or NRCHA rulebooks regarding scoring will prevail.
            a. 1 Point:
                1. Over-bridled (per maneuver)
                2. Out of frame (per maneuver)
                3. Too slow

4. Break of gait at walk or trot for two (2) strides or less

b. 3 Point:
1. Wrong lead or out of lead
2. Draped reins
3. Break of gait at lope, except when correcting an incorrect lead
4. Break of gait at walk or trot for more than two (2) strides
5. Out of lead or cross-cantering more than two strides when changing leads
6. Trotting more than three strides when making a simple lead change

c. 5 Point:
1. Spurring in front of cinch.
2. Blatant disobedience
3. Use of either hand to instill fear/praise

d. No Score/Disqualification (DQ):
1. Lameness
2. Abuse
3. Prohibited equipment
4. Disrespect or misconduct
5. Leaving working area before pattern is complete
6. Improper western attire
7. Fall of horse/exhibitor

2. The overall manners and responsiveness of the ranch riding horse to make timely transitions in a smooth and correct manner, as well as the quality of the movement are of primary considerations.

AR263 VRH Ranch Trail General

1. The VRH Ranch Trail class should test the horse's ability to cope with situations encountered while being ridden through a pattern of obstacles generally found during everyday ranch work.
2. The horse/exhibitor team is judged on the correctness, efficiency, and pattern accuracy with which the obstacles are negotiated, and the attitude and mannerisms exhibited by the horse.
3. The ideal VRH ranch trail horse should have a natural ranch horse appearance from head to tail in each maneuver.
4. Horses may cross enter Trail and VRH Ranch Trail regardless of the class (youth, amateur, or open).

AR264 VRH Ranch Trail Course Information

1. The VRH Ranch Trail course will include no less than six and no more than nine obstacles.
2. It is mandatory that the horse be asked to walk, trot, and lope during the course. The walk can be part of an obstacle score or be scored with the approaching an obstacle. The trot must be at least 35 feet and scored with approaching obstacle. The lope must be lead-specific, at least 50 feet, and scored with approaching an obstacle.
3. Care must be exercised to avoid setting up any obstacles that may be hazardous to the horse or exhibitor.
4. When setting courses, management will be mindful that the idea is not to trap a horse/exhibitor team or eliminate it by making an obstacle too difficult. All courses and obstacles are to be constructed with safety in mind to reduce the risk for accidents.
5. Show committee can have the option of setting up the trail course to best fit the arena conditions. An outdoor course is recommended if appropriate terrain is available.
6. The show committee, either through a pilot run or estimation, must select a course that has a continuous and positive flow that can be negotiated in four minutes or less.
7. Judges must walk the course and are permitted to alter the course if it is not in keeping with the intent of the class. Judges must remove or change any obstacles they deem unsafe, non-negotiable, or unnecessarily difficult.
8. Any time a trail obstacle becomes unsafe during a class, it must be repaired or removed from the course. If the course cannot be repaired and some horses have completed the course, the score for that obstacle must be deducted from all previous draws in that class.
9. The pattern must be posted at least one hour prior to class.

AR265 VRH Ranch Trail Course Obstacles

1. The course must be designed using the mandatory obstacles and maneuvers plus optional obstacles. Combining two or more of the obstacles is permitted.

2. Prohibited Obstacles: Tarps, water obstacles with slick bottoms, PVC pipe used as a jump or walk over, tires, rocking or moving bridges, painted logs or poles, logs elevated in a manner that permits such to roll in a dangerous manner.
3. Mandatory Obstacles and/or Maneuvers
   a. Ride over obstacles on the ground (natural logs are required). Walk, trot or lope may be used but only one gait is required.
      1. Walkovers: Walk over no more than five logs at no more than 10”, high and spacing between 26”–30”. The formation may be straight, curved, zig- zagged, or raised.
      2. Trot-overs: Trot over no more than five logs at no more than 10” high. The space between logs or poles should be 36”-42”. The formation can also be straight, curved, zig-zagged or raised.
      3. Lope-overs: Lope over no more than five logs at no more than 10” high. The space between logs should be 6 to 7 feet. The formation can also be straight, curved, zig-zagged or raised.

   b. Opening, passing through, and closing a hinged swinging gate (not a rope gate): A gate that will not endanger horse or exhibitor and requires minimum side-passing must be used.

   c. Ride over wooden bridge: Bridge should be sturdy, safe, and negotiated at a walk only. Heavy plywood lying flat on the ground is permitted simulation of a bridge. Minimum width must be 36” wide and at least 6 feet long.

   d. Backing obstacles: Backing obstacles must be spaced at a minimum of 28”. If elevated, 30” spacing is required. Back through and around at least three makers. Back through L, V, U or straight or similarly shaped course which may be elevated no more than 24”.

   e. Side-pass obstacle: Raised side pass obstacles should not exceed 12”. Any object which is safe and of any length may be used to demonstrate responsiveness of the horse to leg signals.

   f. Drag an object: For open, and amateur classes only. The drag is not to be used in youth and rookie/novice classes. Drag may be a complete figure eight (or other shape) and may begin in either direction. The exhibitor must have the rope dallied on the saddle horn (half or full dally) for the duration of the drag.
4. Optional obstacles may be used provided the obstacles can be found in everyday ranch work. Optional obstacles from which selections can be made include, but are not limited to:
   a. A jump obstacle whose center height is a minimum of 14” high but no more than 25” high. Holding the saddle horn is permitted for this obstacle.
   b. Only live or stuffed animals which would normally be encountered in an outdoor setting may be used but not to be used to spook a horse.
   c. Carry object from one part of the arena to another.
   d. Remove and replace materials from a mailbox.
   e. Trot through cones spaced a minimum of 6 feet apart.
   f. Cross natural ditches or ride up embankments.
   g. Swing rope or throw rope at a dummy steer head.
   h. Step in and out of obstacle.
   i. Put on slicker or coat.
   j. Stand to mount with mounting block.
   k. Walk through water obstacle.
   l. Open gate on foot.
   m. Pick up feet.
   n. Walk through brush.
   o. Ground tie. (Hobbles are allowed)
   p. Lead at the trot.

AR266 VRH Ranch Trail Scoring

1. Judging emphasis is on identifying the well broke, responsive, and well-mannered horse which can correctly navigate and negotiate the course.
2. All runs begin upon entering the pen and any infractions are subject to penalty at that time (such as two hands on the reins, using either hand to instill fear or praise, etc.).
3. The exhibitor has the option of eliminating any obstacle, however this will result in being “off pattern” (OP) and the horse/exhibitor team will receive a 10-point penalty for each obstacle eliminated.
4. A judge may ask a horse to pass on an obstacle after three refusals or at any time for safety concerns and will then likewise receive a 10-point penalty.
5. Credit is given to horse/exhibitor teams who negotiate the obstacles correctly and efficiently.
6. Horses should receive credit for showing attentiveness to obstacles and ability to negotiate through the course when the obstacles warrant it while willingly responding to exhibitor’s cues on more difficult obstacles.
7. Quality of movement and cadence should be considered part of the maneuver score for the obstacle.

8. Maneuver evaluations and penalty applications are to be determined independently. The following penalties will be applied to each occurrence and be deducted from the final score:

a. VRH Ranch Trail Penalties – VRH Ranch Trail Penalties must follow the current AQHA penalties with the following exceptions -
   1. Ten (10) point penalties
      A. Off Pattern (OP): incomplete maneuver; eliminating or adding a maneuver; failure to complete pattern as written; third refusal; repeated blatant disobedience, and failure to dally and remain dallied during the drag; failure to open and shut gate, or failure to complete gate.
      B. Unnatural (Arabian) Ranch Horse appearance, see AR105.2b.
   2. Zero (0) score
      A. Major disobedience or schooling
      B. Prohibited use of fingers or hands on reins

b. Any deviation of the scoring contained within the current Arabian rules, the references within AQHA, NRHA, or NRCHA rulebooks regarding scoring will prevail.
   1. 1 point: Over-bridled (per maneuver); out of frame (per maneuver); each hit, bite or stepping on a log, cone plant or any component of the obstacle; incorrect or break of gait at walk or trot for two (2) strides or less; both front or hind feet in a single-stride slot or space at a walk or trot; skipping over or failing to step into required space; split pole in lope-over; incorrect number of strides, if specified; one to two steps on mount/dismount or ground tie except shifting to balance.
   2. 3 point: Wrong lead or out of lead, draped reins; break of gait at lope, except when correcting an incorrect lead; break of gait at walk or trot for more than two (2) strides; three to four steps on mount/dismount on ground tie.
   3. 5 point: Spurring in front of cinch; blatant disobedience; use of either hand to instill fear/praise; knocking over, stepping out of or falling off an obstacle; dropping an object required to be carried; 1st or 2nd cumulative refusal; letting go of gate; five or more steps on mount/ dismount or ground tie.
   4. No Score/Disqualification (DQ): Lameness, abuse, leaving working area before pattern is complete, prohibited equipment, disrespect or misconduct, improper western attire; fall of horse/exhibitor.

AR267 Ranch Horse Trail Walk-Trot General

1. For 10 & under classes, exhibitors must not be more than ten (10) years of age as of December 1 of the current competition year. The exhibitor must never have been judged in a class at a Licensed Competition that required a canter or lope. (Exception: Short Stirrup Reining exhibitors and Cross Rails 10 & Under).
2. For 11 & over classes, exhibitors must be eleven (11) years of age or older as of December 1 of the current competition year.
   a. Exhibitors must NOT show in any other class at the same competition that requires exhibitors to show at the canter or lope, but may enter any class that does not require a canter or lope. (Exception: Cross Rail exhibitors).
      i. An exhibitor that shows in Walk/Trot or Jog 11 & Over classes may show in classes requiring a canter or lope at a later competition in that competition year, but once they do so, become ineligible to compete in Walk/Trot or Jog classes for the remainder of the competition year. (Exception: Cross Rail exhibitors).
      ii. Eligibility to compete in Walk/Trot or Jog 11 and Over classes begins anew with each competition year regardless of whether the exhibitor has competed in a previous competition year in classes that require a canter or lope.

BOD 06/17/2025 Effective 12/01/2025

AR268 Ranch Horse Trail Walk-Trot Appointments

Horse and exhibitor must follow the appointments as set forth in the Arabian Western Pleasure Sub-Chapter.

AR269 Ranch Horse Trail Walk-Trot Course Information

1. Permitted Obstacles:

a. The ranch trail walk-trot course will include between six (6) and nine (9) obstacles. It is mandatory that the horse be asked to walk and trot during the course. The walk can be part of an obstacle score or be scored with the approaching obstacles. The trot must cover at least 35 feet and be scored with the approaching an obstacle. Care must be exercised to avoid setting up any obstacle that may be hazardous to the horse or exhibitor.

b. Ride over obstacles on the ground (usually logs). Walk or trot may be used, but only one gait is required.

1. Walk-overs: no more than five (5) logs no more than 10” high and spacing between 26” to 30”. The formation may be straight, curved, or zig-zagged, but not raised.

2. Trot-overs: no more than five (5) logs no more than 10” high and spacing 36” to 42”. The formation can also be straight, curved, or zig-zagged, but not raised.

c. Open Gates- Exhibitors 10 & Under shall not be asked to open and close a gate; however, simulation of doing so by touching gate standards is encouraged. A single non-elevated walk over pole may be placed in the “open” gate. Exhibitors 11 & Over may be asked to open and close a gate.

d. Ride over a wooden bridge. The bridge must be safe, unobstructed (no poles or obstacles on the bridge), sturdy, and negotiated at a walk only.

e. Straight Back Through - must be 40” or greater in width.

f. A live or stuffed animal which would normally be encountered in an outdoor setting may be used but not to be used in an attempt to spook a horse.

g. Trot through markers must be spaced a minimum of ten (10) feet apart. Markers may be cones, plants, hay bales, etc.

h. Step in and out of obstacle.

i. Turns of 90 or 180 degrees within a box or confined area no smaller than 8’ x 8’ or turns of 270 or 360 degrees within a box or confined area of no less than 10’ x 10’.

2. For 11 & Over, optional obstacles may be used provided the obstacles can be found in everyday ranch work. Optional obstacles from which selections can be made include, but are not limited to:

a. Remove and replace materials from a mailbox

b. Stand to mount with mounting block

c. Open gate on foot

d. Pick up feet

e. Ground tie (Hobbles are allowed)

f. Lead at the trot

g. Side pass – A single ground pole up to 6” high is allowed for the 11 & Over division.

3. Prohibited Obstacles

a. Water or Water boxes

b. Drags

c. Closed gates for the 10 & Under age division

d. Pick up objects

e. Side pass for the 10 & Under age division

f. Swing rope or throw rope at a dummy steer head

BOD 06/17/2025 Effective 12/01/2025

AR270 VRH Ranch Reining General

3. The VRH Ranch Reining class measures the ability of the ranch horse to perform basic handling maneuvers with a natural head carriage in a forward-looking manner.
4. The ideal VRH Ranch Reining horse should have a natural ranch horse appearance from head to tail in each maneuver.
5. Patterns may be chosen from any of the ranch reining patterns or approved by the show management and judge.
6. Horses may cross enter Reining and VRH Ranch Reining regardless of the class (youth, amateur, or open).

AR271 VRH Ranch Reining Scoring

1. All runs begin upon entering the pen and any infractions are subject to penalty at that time such as two hands on the reins, using either hand to instill fear or praise, etc.
2. To rein a horse is not only to guide the horse but also to control its movement. The best reined horse should be willingly guided or controlled with little or no apparent resistance. All deviations from the exact written pattern must be considered a lack of or temporary loss of control and therefore a fault that must be marked down according to severity of deviation.
3. The horse/exhibitor team’s overall performance should be credited for smoothness, finesse, attitude, quickness, and authority of performing various maneuvers while using controlled speed which raises the degree of difficulty and makes the horse/exhibitor team more exciting and pleasing to watch.
4. Penalties
   a. VRH Ranch Reining Penalties – VRH Ranch Reining Penalties must follow the current AQHA penalties with the following exceptions:

1. Ten (10) point penalties
   A. Off pattern (see AR271.4.b.5)
   B. Unnatural (Arabian) Ranch Horse appearance, see AR105.2b.
2. Zero (0) score
   A. Major disobedience or schooling
   B. Prohibited use of fingers or hands on reins

b. Any deviation of the scoring contained within the current Arabian rules, the references within AQHA, NRHA, or NRCHA rulebooks regarding scoring will prevail.
   1. One-half (1/2) point: Starting a circle or exiting a roll-back at a trot for up to two (2) strides; delayed change of lead by one stride where the lead change is required by the pattern description; failure to remain a minimum of twenty feet from the wall or fence when approaching a stop and/or roll-back; over-spin or under-spin up to 1/8 turn.
   2. 1 point: Over-bridled (per maneuver), out of frame (per maneuver), out of lead in the circles, figure eights or around the end of the arena (this penalty is cumulative and will be deducted for each quarter of a circle the horse is out of lead); Over or under spinning 1/8 to 1/4 turn. Slipping rein.
   3. 2 point: Break of gait; freeze up in spins or rollbacks; failure to stop or walk before executing a lope departure on trot-in patterns; failure to be in a lope prior to the first marker on run-in patterns; failure to completely pass the specified marker before initiating a stop position, trotting beyond two strides, but less than 1/2 circle or 1/2 length of the arena.
   4. 5 point: Spurring in front of cinch; blatant disobedience; use of either hand to instill fear/praise.
   5. Off-Pattern (OP): breaking pattern; failure to complete pattern as written; eliminates or adds maneuver; incomplete maneuver (e.g., over or under-spinning, backing more than two (2) strides, etc.); trotting in excess of 1/2 circle or 1/2 length of the arena; repeated blatant disobedience; use of two hands (except junior and Level 1 horses shown in a snaffle bit/ hackamore), more than one finger between split reins or any fingers between romal reins (except in the two-rein).
   6. No Score/Disqualification (DQ): Lameness; abuse; prohibited equipment; disrespect or misconduct; leaving arena before pattern is complete; improper western attire; fall of horse/exhibitor.

AR272 VRH Ranch Cow Work General

1. The ideal Ranch horse must also be a cow horse and this class demonstrates and measures the horse's ability to do cow work. In addition, the ideal ranch cow horse should have a natural ranch horse appearance from head to tail in each maneuver.
2. Holding the saddle horn is permitted.

AR273 VRH Ranch Cow Work Class Specifications

1. There is a time limit per horse/exhibitor team to perform the work depending on the class and the time begins when the cow is turned into the arena. If the time has not elapsed and the judge is satisfied that all requirements of the class have been met, the judge should blow the whistle for the exhibitor to cease work.
2. Exhibitors in open, amateur, and youth classes are allotted three minutes to complete the work. When there is one minute left, the announcer will announce, one minute remaining. At three minutes, the announcer will call for time. There are three parts to the class: boxing, fence work and roping or circling.
   a. Part One – Boxing the Cow: The exhibitor must ride into the arena, face the cattle entry gate and signal for their cow to be turned into the arena. The cow must be controlled on the entry end of the arena for a sufficient amount of time to demonstrate the horse's ability to hold the cow. If the cow does not immediately challenge the horse, the exhibitor must aggressively move in on the cow to demonstrate the horse's ability to drive and block the cow on the entry fence.
   b. Part Two – Fence Work: After the cow has been controlled on the entry end of the arena, the exhibitor must set the cow up and drive it down either side of the arena. The cow should be turned on the fence at least once in each direction. The first run out for a turn must be past the half-way mark of the arena. All turns down the side must be completed before reaching the end fence.
   c. Part Three – Roping or Circling: The amateur and youth exhibitor has the option of circling the cow in the middle of the arena in both directions in lieu of roping. An amateur or youth exhibitor may circle or rope the cow but cannot combine the two to get credit for this portion of the run. Open exhibitors must rope the cow or receive a penalty. Open exhibitors choosing to circle, will receive a 10-point penalty.
      1. To rope the cow, the exhibitor must be carrying a rope when the run starts. The exhibitor may pull up after the fence work, take down the rope and proceed to rope and stop the cow. The exhibitor must then rope the cow and bring it to a stop. In the roping portion of the class, two throws are permitted, and the horse

will be judged on two maneuvers: tracking/rating and stopping the cow. It is not necessary that the exhibitor catch to receive a score in the roping portion. The catch is permitted if the cow looks through the loop and the rope pulls tight on any part of the animal's body except the tail. The rope may be tied on or dallied. If the exhibitor does not catch, the horse will be given credit for tracking and rating and will be assessed the appropriate penalty per AHA/AQHA judging rules.

2. To circle the cow, the exhibitor will maneuver the cow smoothly at least 360 degrees in each direction without interference from the fence. The circle's size, symmetry, speed, and relative balance from right and left show control. Tightening the circles down with fast head-to-head speed will be a credit situation. The circles should be completed before the cow is exhausted. Once an exhibitor has committed to circling a cow, if the cow falls no new cow will be awarded. The exhibitor will complete the run by riding around the fallen cow to fulfill circling requirements. In the circling portion of the judging, one whistle will terminate the work and two whistles will award a new cow.

3. The judge may blow a whistle at any time for the exhibitor to cease work for safety reasons.
4. Only the judge may award a new cow to an exhibitor to replace a cow that will not honor a horse. If the judge awards a new cow, the exhibitor has the option to refuse the new cow by continuing to work. If the exhibitor accepts the new cow, the time for working the cow will start over. If the exhibitor intends to accept the new cow, the exhibitor must pull up immediately. When multiple judges are scoring, any one of the judges may terminate the work or signal for a new cow.

AR274 VRH Ranch Cow Work Scoring

1. All runs begin upon entering the pen; any infractions (such as two hands on the reins, using either hand to instill fear or praise, etc.) are subject to penalty at that time.
2. During Boxing, credit will be given for the horse's expression and its cow sense (i.e., making moves with little exhibitor assistance); holding, controlling, and turning the cow; the amount of work done; and the degree of difficulty of the work.
3. Credit will be given during Fence Work for making the first run past the center of the arena; making turns right on the cow; and controlling a difficult cow.
4. If Roping, credit will be given for rating and following cow to allow exhibitor the optimal roping position; stopping hard; and staying in the ground during the hold. Credits for each element of Roping range from –1 1/2 to +1 1/2 points.
5. If Circling, credit will be given when the horse works willingly; acknowledges the cow; and gets close enough to the cow to control the circles. Credits for Circling range from -1 1/2 to +1 1/2 points for each direction.
6. Maneuver evaluations and penalty applications are to be determined independently.
7. The following penalties will be applied to each occurrence and be deducted from the final score:
   a. VRH Ranch Cow Work Penalties – VRH Ranch Cow Work Penalties must follow the current AQHA penalties with the following exceptions:
      1. Ten (10) point penalties
         A. Off pattern
            i. Eliminates or adds maneuver
            ii. Incomplete maneuver
            iii. Failure to complete pattern as written
         B. Circling in lieu of Roping in an Open class
         C. Unnatural (Arabian) Ranch Horse appearance, see AR105.2b.
      2. Zero (0) score
         A. Major disobedience or schooling
         B. Prohibited use of fingers or hands on reins
   b. Any deviation of the scoring contained within the current Arabian rules, the references within AQHA, NRHA, or NRCHA rulebooks regarding scoring will prevail.
      1. 1 point: Over-bridled (per maneuver), out of frame (per maneuver), loss of working advantage; Using the corner or the end of the arena to turn the cow when going down the fence; changing sides of arena to turn cow; for each length horse runs past cow; working out of position; slipping rein; failure to drive cow past middle marker on first turn; two-loop catch in amateur and youth classes.
      2. 2 point: Going around the corner of the arena before turning cow; when working an animal in the open field (at least 20' from the side of arena) and the animal gets within 3 feet from the end fence before being turned; a prohibited catch (loop fails to pass over head or pulls tight on tail only), or failure to catch if roping in amateur and youth classes.
      3. 3 point: Exhausting or overworking the cow before circling or roping; hanging up on the fence (refusing to turn); knocking down the cow without having a working advantage; two-loop catch when roping in an open class.
      4. 5 point: Failure to turn the cow both directions on the fence; spurring in front of cinch; Blatant disobedience; use of either hand to instill fear/praise; a prohibited catch (loop fails to pass over head or pulls tight on tail only), or failure to catch when roping in an open class.

5. Zero Score: Turning tail; failure to attempt any part of the class (includes no attempt at roping or circling in the open classes); repeated blatant disobedience; schooling after entering the arena prior to calling for cow; schooling horse between cows if new cow is awarded, or complete loss of rope in an open class; complete loss of rope in amateur or youth classes, once committed to roping; use of two hands (except junior horses shown in a snaffle bit/hackamore), more than one finger between split reins or any fingers between romal reins (except in the two-rein).
6. No Score/Disqualification (DQ): bringing the cow straight over backwards landing on its back or head with all four feet in the air, lameness, abuse, prohibited equipment, disrespect or misconduct, leaving arena before run is complete; improper western attire; fall of horse/exhibitor.

Note: If the open exhibitor runs out of time to rope, there will be no credit for the stop/hold maneuver and a 5-point penalty for failure to catch. Exhibitor may still earn credit for tracking/ rating, control/position and speed/degree of difficulty.

AR275 VRH Limited Ranch Cow Work Amateur/Youth (Box – Drive – Box - Drive)

Note: Open, Amateur (Adult/Youth), Amateur Restricted (Adult/Youth), Jr Horse classes may be offered at Local, Regional, and National level.

1. Exhibitors in the VRH Limited amateur and VRH Limited youth Ranch Cow Work (Box – Drive – Box – Drive) Amateur (Adult/Youth) may have previously shown down the fence (meaning: this is a specific class where a rider boxes the cow at the end of the arena, followed by guiding the cow alongside the arena fence, making a turn in each direction, and lastly, circling or roping the cow in the middle of the arena) in any Cow Horse class, Reined Cow Horse class or VRH Cow Work class.
2. Exhibitors in the VRH Limited Amateur and VRH Limited Youth Ranch Cow Work (Box – Drive – Box – Drive) Open and Junior Horse, may have previously shown down the fence in any Cow Horse Class, Reined Cow Horse Class, or VRH Cow Work Class.
3. Exhibitors in the VRH Limited Amateur and VRH Limited Youth Ranch Cow Work (Box – Drive – Box – Drive) Amateur Restricted (Adult/Youth) cannot have shown more than three (3) times down the fence in any Cow Horse, Reined Cow Horse Class, or VRH Cow Work Class.
4. Exhibitors in any VRH Limited Amateur and VRH Limited Youth Ranch Cow Work (Box – Drive – Box – Drive) classes may not cross enter in any (down the fence) Cow Horse class, Reined Cow class at the same show with the same horse. However, exhibitors may cross enter Herd Work and Limited Reined Cow Horse Classes.
   EXAMPLE: Rider A may show Horse A in “Down the Fence classes,” Rider A may not show Horse A in any Box-Drive classes at the same show. However, Rider B may show Horse A in the Box-Drive Classes at the same show.

BOD 06/17/2025 Effective 12/01/2025

AR276 VRH Limited Ranch Cow Work Amateur/Youth (Box – Drive – Box-Drive) Class Specifications

1. Exhibitors are allotted one minute and forty-five seconds to complete the work. When there is 50 seconds left, the announcer will announce, “50 seconds remaining.” At one minute and forty-five seconds, the announcer will call for time.
2. Exhibitors are not required to use all the allotted time but must ride until the judge whistles the end of the run or time expires, whichever occurs first.
3. There are four parts to the work: boxing the cow; setting up the cow and driving it down the fence to the opposite end of the arena; boxing it at the opposite end of the arena, and then driving the cow past the middle marker again. There is no expectation that the exhibitor will make a fence turn, instead the drive down the fence demonstrates correct position and control around the corner.
   a. Part One – Boxing the Cow – The exhibitor must ride into the arena, face the cattle entry gate, and signal for their cow to be turned into the arena. The cow must be controlled on the entry end of the arena for a sufficient amount of time to demonstrate the horse’s ability to hold the cow. If the cow does not immediately challenge the horse, the exhibitor must aggressively move in on the cow to demonstrate the horse’s ability to drive and block the cow.
   b. Part Two - Set Up Cow and Drive Down Fence to Opposite End of Arena – After the cow has been controlled on the entry end of the arena, the exhibitor must set the cow up for driving down the side of the arena. When coming out of corner, the horse must be close enough to cow to demonstrate control with cow against the fence. This distance and control should be maintained for approximately 1/2 to 3/4 the length of arena. The exhibitor will then stop and release the cow and move the horse toward center of arena to set the cow up for boxing.

c. Part Three – Boxing the Cow at Opposite End of Arena – The exhibitor will regain control or hold the cow at end of the arena to demonstrate the horse's ability to "hold" the cow.
d. Part Four – Drive the Cow back down the fence - (original side) past the middle marker and continue until the judge blows the whistle to show completion. While boxing the cow at the opposite end, if the exhibitor loses control and allows the cow to cross the center line, the judge will whistle the end of the run. The exhibitor will receive an off-pattern penalty (OP) of ten points for the run.

BOD 06/17/2025 Effective 12/01/2025

AR277 VRH Limited Ranch Cow Work Amateur/Youth (Box-Drive-Box-Drive) Scoring

1. All runs begin upon entering the pen; any infractions (such as two hands on the reins, using either hand to instill fear or praise, etc.) are subject to penalty at that time.
2. During Boxing, credit will be given for the horse's expression and its 'cow sense' (i.e., making moves with little exhibitor assistance); holding, controlling, and turning the cow; the amount of work done; and the degree of difficulty of the work.
3. Credit will be given during Set Up Cow and Drive Down Fence for rating the cow; blocking the cow with pressure towards the end of the arena; driving the cow with control down the side of the arena; and controlling a difficult cow.
4. Maneuver evaluations and penalty applications are to be determined independently.
5. The following penalties will be applied to each occurrence and be deducted from the final score:
   a. VRH Ranch Limited Cow Work (Box – Drive – Box – Drive) Penalties – VRH Ranch Limited Cow Work (Box – Drive – Box – Drive) Penalties must follow the current AQHA penalties with the following exceptions:
      1. Ten (10) point penalties
         A. Off pattern
            i. Eliminates or adds maneuver
            ii. Incomplete maneuver
            iii. Failure to complete pattern as written
         B. Unnatural (Arabian) Ranch Horse appearance, see AR105.2b.
      2. Zero (0) score
         A. Major disobedience or schooling
         B. Prohibited use of fingers or hands on reins
   b. Any deviation of the scoring contained within the current Arabian rules, the references within AQHA, NRHA, or NRCHA rulebooks regarding scoring will prevail.
      1. 1 point: Over-bridled (per maneuver); out of frame (per maneuver); loss of working advantage; driving cow down the opposite fence (changing sides); working out of position; slipping rein; in limited cow work, failure to drive cow past the middle marker on second drive before time expired.
      2. 3 point: Knocking down the cow without having a working advantage; losing a cow while boxing.
      3. 5 point: Spurring in front of cinch; blatant disobedience; use of either hand to instill fear/praise.
      4. Zero Score: Turning tail; failure to attempt any part of the class; repeated blatant disobedience; schooling after entering the arena prior to calling for cow; schooling horse between cows (if new cow is awarded); use of two hands (except junior and level 1 horses shown in a snaffle bit/hackamore), more than one finger between split reins or any fingers between romal reins (except in the two- rein).
      5. No Score/Disqualification (DQ): lameness, abuse, prohibited equipment, disrespect, or misconduct, leaving arena before run is complete; improper western attire, fall of horse/exhibitor.

BOD 06/17/2025 Effective 12/01/2025

AR278 VRH Ranch Cutting General

1. This class is judged on the ability of the horse to work a cow by separating it from the herd and holding it to demonstrate the horse's ability to work the cow.
2. A single cow is cut from the herd and the horse must demonstrate its ability to work the cow.
3. The ideal VRH Ranch Cutting horse should have a natural ranch horse appearance from head to tail in each maneuver.

AR279 VRH Ranch Cutting Class Specifications

1. Objective will be to cut two cows from the herd and work the cow(s) with the assistance of two turn-back riders and two herd holders.
2. Show management may supply two herd holders and two turn back riders, or exhibitors may supply their own helpers.

a. If an exhibitor is a herd holder or turn back rider, they may use the horse that they are competing on or use a different horse.

b. Herd holders' and turn back riders' horses are encouraged to be Arabian and or Half Arabian Horses at the local and Regional shows but must be Arabian and or Half Arabian horses at the AHA National shows.

3. In all classes, there will be a two-minute time limit. The announcer/timekeeper will give a warning when one minute of the two-minute working time has expired. Each exhibitor must work two head and has the option of ending their run before the two-minute limit or working the full two minutes.
4. Time will begin when an exhibitor crosses a timeline just prior to entering the herd. Time should not start until contestant crosses a pre-determined and marked timeline. The exhibitor will then quietly separate their cow from the herd.
5. Unnecessary roughness or disturbing the herd excessively could result in disqualification.

AR280 VRH Ranch Cutting Scoring

1. Ultimate credit will be given to horses demonstrating excellence in the herd work by committing to, driving, setting up and working a cow in the center of the arena with minimal disturbance to the herd.
2. Exhibitors will not be penalized for reining during the cutting portion but should display natural ability.
3. The class will be judged solely on the horse's performance and natural ability.
4. Penalties should be assessed as follows:
   a. VRH Ranch Cutting Penalties – VRH Ranch Cutting Penalties must follow the current AQHA penalties with the following exceptions:
      1. Ten (10) point penalties
         A. Off pattern
            i. Eliminates or adds maneuver
            ii. Incomplete maneuver
            iii. Failure to complete pattern as written
         B. Unnatural (Arabian) Ranch Horse appearance, see AR105.2b.
      2. Zero (0) score
         A. Major disobedience or schooling
         B. Prohibited use of fingers or hands on reins

b. Any deviation of the scoring contained within the current Arabian rules, the references within AQHA, NRHA, or NRCHA rulebooks regarding scoring will prevail.

1. 1 point: over-bridled (per maneuver), out of frame (per maneuver), losing working advantage; toe, foot, or stirrup on the shoulder; working out of position
2. 3 points: cattle picked up or scattered; spurring on shoulder; pawing or biting cattle; back fence; hot quit
3. 5 points: horse quitting cow; losing cow; changing cattle after a specific commitment; failure to separate a single animal after leaving the herd; blatant disobedience
4. Zero Score: turn tail; failure to cut two cows; repeated blatant disobedience; use of two hands (except junior horses shown in a snaffle bit/ hackamore), more than one finger between split reins or any fingers between romal reins (except in the two-rein)
5. No Score/Disqualification (DQ): lameness; abuse; disrespect or misconduct; prohibited equipment; excessive disturbance of herd to the point that exhibitor is asked to leave the arena; leaving arena before run is complete, fall of horse/exhibitor; improper western attire

AR281 VRH Ranch Conformation General

1. The purpose of ranch conformation is to preserve the Arabian and Half Arabian Horse type selecting well-mannered individuals in the order of their resemblance to the breed ideal and that are the most positive combination of balance, structural correctness, and movement with appropriate breed and sex characteristics and adequate muscling. The ideal VRH Ranch Conformation horse should have a natural ranch horse appearance from head to tail.
2. To be eligible to compete in the ranch conformation class the horse must compete in at least one Ranch or Versatility Ranch Horse class in the Arabian Division at the same competition.
3. Horses must be at least 3 years of age. Horses may be shown together as one class or divided into Purebred, Half-Arabian, Stallions, Mares, Geldings, Open, Amateur, Youth, or in any combination deemed appropriate by show management.
4. All stallions must be examined to confirm that they have two visible testicles. All stallions and mares must be examined for over-shot and under-shot mouth. If examination reveals that a horse is a cryptorchid or has an over-/under-shot mouth, the judge must not use such horse in the final placings of the class.

AR282 VRH Ranch Conformation Appointments

1. Horses must be shown in a good working halter: rope, braided, nylon or plain leather. Bridles and silver halters are prohibited. Competitors must be eliminated if found to be using prohibited equipment.
2. Any horse shown in the ranch horse conformation class must not be shown with a permitted lip cord or safety lead; however, a lead shank with an attached chain, used only under the chin, is permitted.
3. For rules regarding correct western attire refer to AR148.3. Exception: Chaps or chinks are not required

AR283 VRH Ranch Conformation Class Specifications

1. As the horse approaches, the judge will step to the right to enable the horse to trot straight to a cone placed 50 feet away. At the cone, the horse will continue trotting, turn to the left and trot toward the left wall or fence of the arena. After trotting, horses will be lined up head to tail for individual inspection by the judge. The judge must inspect each horse from both sides, front and rear and place the horses in order of preference.
2. Exhibitors may qualify and show more than one horse in ranch conformation classes. Any exhibitor at the same show can show additional horses for competitors who qualified more than one horse for VRH Ranch Conformation. Horses not shown will be deemed ineligible for the all-around which will also affect the overall all-around results for other exhibitors.

AR284 VRH Ranch Conformation Scoring

A horse exhibiting unnatural Arabian appearance must be penalized and placed at the bottom of the class (AR213.3).

SUBCHAPTER AR-27 WESTERN DRESSAGE

AR285 Conduct

Western Dressage classes held in the Arabian division are to be conducted in accordance with the Western Dressage Division, Chapter WD. Refer to Subchapter AR-30 Walk-Trot/Walk-Jog 10 & Under Section and Subchapter AR-31 ATR/JTR/AATR Walk-Trot/Walk-Jog 11 and Over Section for additional Walk-Trot/Walk-Jog 10 & Under and 11 & Over class requirements.

a. Exception: Junior exhibitor ages will be defined in accordance with AR110.6 for Arabian Western Dressage classes.
b. Exception: Artificial tails are prohibited in accordance with AR106.13 for Arabian Western Dressage classes.

BOD 06/17/2025 Effective 12/1/2025

AR286 Western Dressage Classes Breaking Ties

1. In the event two or more competitors have equal points (a tie), the competitor with the highest marks received under Collective Marks/General Impression scores shall be declared the winner. If after a review of the scores for Collective Marks/General Impressions there remains a tie, the tie must be broken as follows:
   a. The competitor with the highest Collective Mark scores by the judge sitting at C shall be declared the winner of the tie; or
   b. If in the event there remains a tie with the judge's (sitting at C) Collective Mark scores, the winner of the tie shall be determined by that judge's scores as follows:
      1. The competitor with the highest free walk score shall be determined the winner; or
      2. If in the event there is a tie on the free walk, the competitor with the highest sum of scores with coefficients greater than one shall be determined the winner; or
      3. If in the event there is a tie based on the sum or the scores with coefficients greater than one, the competitor with the first highest Collective Mark score shall be determined the winner. (Start at the top of the collective mark scores and work down until the tie is broken); or

4. If in the event that the Collective Mark scores are identical, the competitor with the first highest movement score shall be determined the winner. (Start at the top of the movement scores and work down until the tie is broken); or
5. If a tie remains, the judge(s) must break the tie.

SUBCHAPTER AR-28 EQUITATION SECTION

AR287 Regulations for All Seats

1. Riders in classes for junior exhibitors cannot have reached their 19th birthday in accordance with AR110.6. Arabian Competitions consider junior exhibitors to be 18 years old and under as defined in Arabian rules.
2. In equitation classes only the rider is being judged, therefore, any horse that is suitable for a particular style of riding and is capable of performing the required class routine is acceptable.
3. Competitions may offer classes restricted to Arabians and/or Half-Arabians/ Anglo-Arabians. The breed restrictions must be clearly stated in the prize list for the benefit of all potential exhibitors.
   a. Once an equitation class or section has begun, no individual shall ride or school an entered horse during the class or section unless that individual is the person entered on and showing said horse in that class or section (Exception: Reining Seat Equitation). Any violation will result in disqualification of the rider in that class.
   b. At the AHA National level, the same horse must be used in all Phases/Sections of the equitation class, unless the horse becomes sick or lame, in which case a veterinarian's certificate is required from the onsite show veterinarian, which must be submitted to the show office prior to the replacement of the horse.
4. Maiden, Novice, Limit and Intermediate Equitation classes may be held in accordance with EQ111.2.4.5.6.7.a, 4.b and 4.c.
5. Equitation classes must be conducted according to EQ107 and judged in accordance with EQ102. Exception: Western Horsemanship, Reining Seat Equitation and Dressage Seat Equitation.
6. The arena gate must remain closed during the rail work and the pattern.
7. At all AHA Regional and AHA National Competitions riders in the line-up in all seats will be excused from the ring during individual pattern work. (Exception: Dressage Seat Equitation riders in the line-up may remain in the arena but outside the dressage court. Hunt Seat Equitation Over Fences, testing of top four. AHA Hunter Seat Equitation Medal Final, when determining the Champion and Reserve from the top four riders, the riders may be asked to remain in the ring, while the individual tests are being ridden.)
8. At all AHA Regional and AHA National Competitions each contestant in the Championship Final is required to perform the pattern of each phase in which the contestant is a participant. (Exception: Hunt Seat Equitation Over Fences, testing of top four. In determining the Champion and Reserve Champion in the AHA Hunter Seat Equitation Medal Final, the final test may only be completed by the top four riders).
9. At all AHA Regional and AHA National Competitions the Call Judge shall prepare in writing and have a pattern posted at least 24 hours prior to the first section of the Eliminations. Subsequent patterns are to be available immediately following the last working section of each phase. (Exception: Hunt Seat Equitation Over Fences, testing of top four. In determining the Champion and Reserve Champion in the AHA Hunter Seat Equitation Medal Final, the test will not be posted in advance and will be determined by the Call Judge).
10. Competitions are encouraged to offer Amateur Adult Equitation classes for riders 19 years and older.

AR288 Hunter Seat Equitation

1. For rules governing Hunter Seat Equitation classes, refer to Chapter EQ, Subchapter EQ-2 HUNTER SEAT EQUITATION except:
   a. EQ103 Eligibility to Compete
   b. EQ106.7e
   c. EQ 109 Course Requirements (See EQ109.7)
   d. EQ 110 Course Designers. For Course Designers requirements, see AR165.
   e. EQ111 Requirements for Specific Classes
   f. EQ112 USHJA Zone and Regional Championships.

g. EQ107.8
h. During rail work in all Hunter Seat Equitation classes, there is no limit to the number of riders who can hand gallop at one time.

2. Hunter Seat Equitation Over Obstacles:
   a. Classes:
      1. Modified Equitation Over Obstacles – 2’3”- JTR, ATR, AATR
      2. Junior / Adult Equitation Over Obstacles– 2’9”- JTR, ATR, AATR

Note: Riders must enter the Equitation Division based on the fence heights in the Hunter or Jumper classes that they have entered, shown and been judged in at the same competition or tournament. If they have competed over 2’6” at the same competition they must show in the 2’9” Equitation Division. No cross entry is permitted between the two equitation classes.

   b. Course Requirements:
      1. Classes must be held over at least eight obstacles.
      2. All obstacles must be at least 5’6” wide across the jumpable portion.
      3. Combinations are prohibited in classes restricted to riders 14 years old and under.
      4. Verticals may be jumped in either direction provided ground lines are correct, i.e. no false ground lines.
      5. In Modified Equitation Over Obstacles - 2’3” and AHA Modified Equitation Over Obstacles Medal- 2’3” classes, the course must have at least one change of direction and at least one oxer. In addition, the course should include some of the following:
         a. Bending Line
         b. Fence at the end of the ring
         c. Trot fence
         d. Long approach to a single jump
      6. In Junior/Adult Equitation Over Obstacles - 2’9” and AHA Junior Equitation Over Obstacles Medal – 2’9” classes, the course must include at least two changes of direction and 1/3 of the fences should be oxers. In addition, all courses must include at least three of the following:
         a. Bending Line
         b. Narrow Jump (5’6”-8’)
         c. Roll-back Turn
         d. Fence at the end of the ring
         e. Trot fence
         f. Long approach to a single jump
         g. A combination
         h. If an option fence is used, a rider may choose to jump either fence. If the horse stops at one of the options, the rider is scored with a refusal and if the fence is dislodged must wait for the fence to be reset, but may then jump either option.
         i. Obstacles jumped in any further testing requested by the judge, must have been included in the original course. Jumps must be jumped in the original direction unless otherwise specified.

3. Hunter Seat Equitation – Not to Jump.

Horses to be shown at the Walk, Posting Trot, Sitting Trot and Canter. A lengthening or shortening of stride may be called for at any gait. Horses may be asked to back on the rail or in line up. Additional tests, EQ113, may be called for but if the class entry is age restricted, the tests must be consistent with AHA Medal class requirements as outlined below.

   a. For AHA Hunter Seat Equitation – Not to Jump Medal (13 & Under), Regional (13 & Under) and National (13 & Under). Not to Jump classes, all contestants are required to perform both the rail work and two or more individual tests from Equitation rule EQ 113, Tests 1-6, 20.
   b. For AHA Hunter Seat Equitation – Not to Jump Medal (14--18, 18 & Under and Adult), Regional (14--18, 18 & Under and Adult) and National (14 -18, 18 & Under, and Adult) Not to Jump classes, all contestants are required to perform both the rail work and two or more individual tests from Equitation rule EQ113 tests 1-6, 10-11,13-15, 17-20, 23. Age groups will be determined by the show commission/committees and any age splits other than 13 & under and 14-18 must have the appropriate tests i.e. a 14 & Under class can only run tests 1-6, 20. Exception: Test 23 may be called for only at the AHA National Competition.

c. All Medal, Regional and National Championship classes are a two phase class and all riders must return for additional testing to be considered for an award. For tests from which judges must choose, see EQ113.
    1. Judging is based on 50% rail work and 50% pattern work.
    2. Patterns must be posted one hour before the class, 24 hours for Regional and National Championships.
    3. A rider going off pattern is not eliminated from consideration for an award but must be severely penalized.
    4. A Fall of horse or rider in any phase of the class is cause for elimination.

4. AHA Jumper Seat Equitation Over Obstacles – .90m:
    a. AHA Jumping Seat Medal Qualifying classes are to be held at any AHA licensed competition which holds Jumper Classes.
    b. Classes for JTR, AATR or combined may be offered.
    c. Course Requirements:
        1. The class must utilize jumper style Obstacles and the course should be of the type used in the Junior/Amateur Jumper classes.
        2. The course must include at least eight obstacles set at .90m, at least one double combination, and at least 3 spreads from .70m to .90m. A small Liverpool may be used at the discretion of the course designer.
        3. Start and Finish markers must be used. Time allowed will be figured at 350 meters per minute and may be timed either electronically or manually.
    d. Judging Requirements and Judging system:
        1. The AHA .90M Jumping Seat shall be judged on the rider's equitation style, technical merit, judgment and execution of an efficient, time saving pace and track.
        2. One (1) point will be subtracted from the rider's score for each commenced second over the time allowed and four (4) points will be deducted for each knockdown on course.
        3. Judges are asked to walk the course when possible and where there are striding options, the judges are asked not to penalize an option that might be used to achieve the best result appropriate to the track taken and the individual horse/rider combination.
        4. JP137 (The Competition Round) and JP138 (Timing) will apply.
        5. No work-off is required.
        6. Two refusals will incur elimination.
    e. Tack and Saddlery Restrictions, as per JP111, with the exceptions of:
        1. Blinkers are forbidden.
        2. Running martingales used in the conventional manner are permitted. Standing martingales, draw reins, or restricted running martingales are prohibited.
        3. Reins must be attached to the bit(s) or directly to the bridle. Gags, including Hunter Gags, are prohibited.
        4. In a multiple Judge system, placings will be determined as per the appropriate AHA rule pertaining to the number of judges. If Multiple systems are available, then the Show will state in the prize list which system will be utilized.

5. Specialty Classes:

AHA Hunter Seat Equitation Medal Final- 2'9" –JTR, ATR, AATR - May be held at National Championship Shows (Youth, Sport, Canada) only. Any rider qualified for the National Hunter Seat Over Obstacles Final is qualified for the Medal Final. No additional qualifications are required.

a. Class Conduct: The class is a two phase class, Over Obstacles followed by a flat phase. Tack and Equipment changes are allowed between phases. Martingales must be removed for the Flat Phase.
b. Over Obstacles Phase: To be conducted as per Junior/Amateur Hunter Seat Medal Over Obstacles 2'9". Riders will complete the over fence phase of the class first.
c. Only those riders who successfully complete the course (not eliminated) will return for the flat phase. All riders will work collectively on the rail and are required to be judged at the walk, working trot rising, working trot sitting and working canter, both ways of the ring. A lengthening of any gait can be called for by the judge (Call judge in a multi judge system) at their discretion. In addition, they may be required to do any of the following tests from the Federation Hunt Seat Equitation (EQ113).
d. At the completion of the Over Obstacles and Flat phase, the top 4 riders will be required to return to complete additional tests chosen by the judges. In a multi judged system, the top 4 riders will be determined by having each judge score the class and submit their results to the scorer. Once the class is scored the top 4 riders will be

asked to return to the arena for individual testing. Each judge will be asked to score these four based solely on the ride off. The Champion and Reserve will be determined based on the ride off results only. The test to determine the Champion and Reserve Champion will be determined by the Call Judge and the test will NOT be posted. The Test can be over obstacles or on the flat or a combination of any tests from the approved list. The Call Judge may consult with the other judges on the panel in determining the test. Horse/Rider combinations may be asked to remain in the ring. If they are excused from the ring, no consultation with coaches/family is permitted. This will be monitored by a Steward. If a rider does not return for testing, they will be placed at the bottom of the Top 4 for placing purposes. Tests as per EQ113.

   e. Scoring: To be judged 50% on Flat phase and 50% on Over Obstacles phase.

6. FEI approved safety cups must be for the back rail of all oxers in the competition ring.
7. FEI approved safety cups must be made readily available for each equitation schooling area. Breakable pins such as wooden dowels are permitted in an equitation schooling area only when safety cups are not available.
8. Schooling Rules for all equitation classes will follow Federation Jumper Schooling Rules (see JP Appendix A) Exception: Swedish Oxers (maximum 12” difference), tarps, coolers and liverpools are acceptable.

AR289 Saddle Seat Equitation

1. For rules governing Saddle Seat Equitation classes, refer to Chapter EQ, Subchapter EQ-3 except as otherwise stated in this Subchapter.
2. For tests from which judges must choose, see EQ120. Test 16 may only be called for at the National level.
3. For AHA Medal (13 & Under), Regional (13 & Under) and National (13 & Under) Saddle Seat classes, all contestants are required to perform both the rail work and two or more individual tests from Equitation rule EQ120, Tests 1-12.
4. For AHA Medal (14 -18, 18 & under and 19 & Over), Regional 14-18, 18 & Under and 19 & Over) and National 14-18, 18 & under and 19 & over) classes, all contestants are required to perform both the rail work and two or more individual tests from EQ120, Tests 1-16. Age groups will be determined by the show commission/committees and any age splits other than 13 & under and 14-18 must have the appropriate tests i.e. a 14 & Under class can only run tests 1-12. Test 16 may be called for only at an AHA National Competition.
5. Markers are not allowed.

AR290 Western Seat Equitation

1. For rules governing Western Seat Equitation classes refer to Chapter EQ, Subchapter EQ-4, Western Seat Equitation, EQ123-131.
2. For tests from which judges must choose, see AR296.
3. Riders enter the ring at jog and are judged at a flat-footed four beat walk, two-beat jog and a three-beat lope both ways of the ring. Extended jog and lope may be called on the rail and/or in the pattern. The order to reverse may be executed by turning toward or away from the rail. All competitors are required to back in a straight line during the line up in all classes.
4. Judges are encouraged to call for at least two tests from AR296 to be performed by competitors being considered for an award. A pattern is not required, but if offered, is defined as two or more tests and can be performed either collectively or individually.
5. At Regional competitions, Western Seat Equitation may be offered. This class does not count as a qualifying class for National Western Horsemanship or Reining Seat Equitation classes.
6. Mandatory Causes for Elimination
   a. See AR105.6 for inhumane treatment and undue stress.
   b. Excessive schooling or training
   c. Fall of horse or rider
   d. Prohibited use of hands on reins
   e. Use of prohibited equipment
   f. Spurring/kicking in front of cinch
   g. Equipment failure that delays completion of the pattern or rail

AR291 Western Horsemanship

1. Emphasis shall be placed on horse and rider working together on both rail and pattern work. Execution and correct form of both horse and rider, while maintaining a pleasurable ride are the main criteria for this class.
2. Judging is based 50% on rail work and 50% on pattern work.

AR292 Class Conduct

1. Riders enter the ring at a jog and are judged at a flat-footed four beat walk, two beat jog and a three-beat lope both ways of the ring. Extended jog and lope may be called on the rail and/or in the pattern. The order to reverse may be executed by turning toward or away from the rail.
2. All Western Horsemanship exhibitors must be required to perform a pattern composed of a minimum of four tests from AR296. 13 & Under: Tests 1-7 and 10; 14-18, 18 & Under and 19 & Over: Tests 1-10. Age groups will be determined by the show commission/committees and any age splits other than 13 & under and 14-18 must have the appropriate tests i.e. a 14 & Under class can only run tests 1-7. Off pattern does not eliminate the exhibitor.
3. Instructions must be publicly announced and patterns must be posted at least one hour before the class.
4. Rail work or pattern work may be conducted first.
5. Mandatory Causes for Elimination
   a. See AR105.6 for inhumane treatment and undue stress.
   b. Excessive schooling or training
   c. Fall of horse or rider
   d. Prohibited use of hands on reins
   e. Use of prohibited equipment
   f. Spurring/kicking in front of cinch
   g. Equipment failure that delays completion of the pattern or rail.

AR293 Rider Position

Refer to EQ124.

AR294 Rider Position in Extended Gaits

1. Extended jog: The rider should stay square and maintain proper overall body position yet animate their seat to encourage forward motion of the horse. The lower leg, while maintaining light contact and proper position may also become moderately more active to encourage the horse to lengthen its stride while maintaining cadence. The horses stride should lengthen or extend, not quicken. The length of the stride should not be any greater than is comfortable for the individual horse to carry and maintain.
2. Extended lope: The rider should have a square balanced torso over a soft connected seat. The riders seat may rhythmically drive the stride of the horse forward yet not interfere with the cadence of the gait. The horse should transition within a few strides from the lope to the extended lope, which is a lengthened stride not a quickened pace. The length of stride should not be any greater than is comfortable for the individual horse to carry and maintain.

AR295 Appointments

Refer to EQ125.

AR296 Tests From Which Judges Must Choose

1. Back in a straight or curved line.
2. Walk, jog, and/or lope in a straight line, curved line, serpentine, circle or figure eight, or combination of these gaits or maneuvers.
3. Stop.

4. Demonstrate lead change, simple or flying. The type of lead change demonstrated is at the rider's discretion, a judge may not designate type of change. A simple lead change is performed through the walk or jog within three strides. Flying changes should be simultaneous front and rear. All changes should be smooth and timely.
5. Execute turns on the forehand of 90 degrees or greater turning either direction or both, with the hindquarters moving around a relatively stationary forehand.
6. Execute turns on the haunches of 90 degrees or greater (maximum 540 degrees) turning either direction or both. Deep flexion of the hocks and speed of the turn is not to be valued over accuracy and smoothness of the pivot.)
7. Sidepass.
8. Ride without stirrups.
9. Counter lope.
10. Extended jog and/or lope.
11. 13 and Under: Tests 1-7 and 10; 14-18, 18 and Under and 19 and Over: Tests 1-10. Age groups will be determined by the show commission/committees and any age splits other than 13 & under and 14-18 must have the appropriate tests i.e. a 14 & Under class can only run tests 1-7.

AR297 Reining Seat Equitation

1. All Reining Seat Equitation classes, shall require all contestants to perform a Reining Horse Pattern as described in accordance with the current NRHA Patterns and which must be posted.
2. Judges are required to use the AHA prescribed Reining Seat Equitation Score Sheet for Reining Seat Equitation Classes. A rider who is off pattern will be disqualified (receives a zero score) and will not receive any award except in a work-off in the case of a tie where the rider will be placed last of those chosen for the work-off. The scores will then be announced after each exhibitor has completed their pattern and the score sheets will be posted in accordance with AR218.1
3. A rider that is off pattern will receive a zero score for both the reined work and the equitation score. A rider with a zero score will not receive any award except in a work off, in the case of a tie, the rider will be placed last of those chosen for a work off. In a multiple go class, a rider receiving a zero in the first go may move forward to the second go round. A rider receiving a zero in the second or subsequent go round is eligible to receive a placing/prize provided they received a score other than zero in one of the previous go rounds.
4. For position, see EQ124.
5. For appointments, see EQ125.

AR298 Dressage Seat Equitation

1. Must be judged by a licensed Dressage judge.
2. Dressage Seat Equitation to be conducted in accordance with the following rules:
   a. Classes may be offered for juniors and adult amateurs as defined in AR 110.
   b. Classes may be divided into age groups, at the discretion of competition management.
   c. Any exhibitor may ride stallions in Dressage Seat Equitation classes unless restricted in the prize list.
   d. No Change of horses shall be required.
   e. Refer to AR112.2b regarding numbers.
   f. Whips and spurs are allowed.
3. At AHA National Championships, two (2) Federation Registered (R) or Senior (S) judges will officiate with their own scribe. Judges should evaluate riders separately from different positions in the ring. Scores from both judges will be added together to obtain the total score for each rider. The rider with the highest total score will be named Champion; the rider with the second highest total score will be named Reserve Champion, etc., until all placings have been filled.
   a. If a two-judge system is used in a qualifying or Regional Show, the two-judge scoring system will be used as notated above.
4. Dressage Seat Equitation Score Sheets:
   a. Federation Dressage Seat Equitation class score sheets must be used in qualifying and Regional Championship classes. For Regional championships, ties for Champion, Reserve, or 5th in the Top Five will be broken by the judge. If a two-judge scoring system is used, ties will be broken as prescribed in AR298.4(b).
   b. In National Championship classes, the USEF Dressage Seat Medal class score sheet must be used to record the final scores from each judge, which will determine placings for each judge. Ties for Champion, Reserve, 10th in the Top Ten at National Championships will be broken by consulting the Call Judge's card. The rider placing highest on the Call Judge's card will place above the other rider in the tie. In the event there is a tie within the Call judge’s own scores, the Call judge will, at their discretion, break their tie for those placings mentioned above.
   c. The final scores for each rider must be posted at the conclusion of the class.
5. Dressage Division rules will apply, in particular:
   a. Saddlery, Equipment and Dress as required for First Level.
   b. Unauthorized Assistance as defined in DR122.10 is prohibited.
   c. Use of voice will be penalized.
   d. Horses may be eliminated for lameness.
6. Horses must be ridden in a plain snaffle as pictured in DR121 Figure 121.1. Whips and spurs are permitted in both Regional and National Championship classes, and all riders must wear a short jacket as described in DR120. Protective headgear, as described in AR111, is required.
7. Class Specifications. The rider’s position, seat and use and effect of the aids will be judged as described in DR117. Movements shall be performed by the exhibitors simultaneously; however, the judges may ask for independent execution of certain tests. All instructions must be publicly announced.
8. Riders must be judged at the medium walk, working trot (sitting and rising), and working canter in both directions. When rising trot is permitted or requested, the rider should change the diagonal when changing directions, except during a lengthening. The correct diagonal is considered to be when the rider is sitting when the outside front foot and inside hind foot are on the ground.
9. In judging the position, seat and use of aids, judges may include the following movements and exercises as required at Training and First Level:
   May be ridden as a group:
   a. Free walk
   b. Transitions from one gait to the next in both directions
   c. Transitions from walk to halt and vice versa
   d. Change of direction across the diagonal, down the centerline, across the arena, and/or by making a half-circle at the walk or trot
10. Additional tests from which judges may choose movements and exercises, as required at Training and First Level, to be ridden in small groups or independently:
    a. Transitions
    b. Leg yield

© USEF 2026

   c. Changes of lead through trot
   d. Serpentine at the trot
   e. Shallow loop serpentine with counter canter
   f. Trot lengthening and/or canter lengthening
   g. Riding without stirrups
11. In Regional and National Championship shows, all riders in a class must perform independent tests. The judges may, at their discretion, choose to require independent tests in Recognized shows, and they may select any number of riders in the class to perform one or more independent tests.
   a. When a pattern is provided: A rider going off pattern will not result in an elimination but will be penalized.
   b. If the class requires both rail and pattern and the rider does not complete both sections, they will be eliminated.
12. The number of horses required to work at the same time shall be limited to no more than 25. Groups may be divided into smaller sections, at the discretion of the judges, for safety and convenience. Judges may also limit the number of horses required to canter at the same time, at their discretion.
13. Classes should be held in an enclosed ring that is larger than a standard dressage arena, if available. If such a space is not available, an open schooling area is permitted. If classes must be held in a dressage arena, it must be at least 20m x 60m, and no more than six (6) horses will be asked to canter at the same time
14. Judges are encouraged to provide verbal comments to riders after the class, but scoresheets must not be posted.

BOD 06/17/2025 Effective 12/01/2025

AR299 AHA Medal Class Requirements

1. All Federation (EC equivalent) Arabian Competitions that offer a Junior Section (Youth Division) must offer the following AHA Medal classes:
   a. AHA Saddle Seat Medal 18 and Under (Refer to class specifications for AHA Medal Classes)
   b. AHA Reining Seat Medal 18 and Under (Refer to class specifications for AHA Medal Classes)
   c. AHA Hunter Seat Medal Over Fences 2’9” and AHA Modified Hunter Seat Medal Over Obstacles Medal 2’3”. (Refer to class specifications for AHA Medal Classes)
   d. AHA Hunter Seat Medal Not to Jump (Refer to class specifications for AHA Medal Classes)
   e. AHA Western Horsemanship Medal 18 and Under (Refer to class specifications for AHA Medal Classes)
   f. AHA Dressage Seat Medal 18 and Under (Refer to class specifications for the AHA Medal Classes)
   g. Exceptions: Competitions that do not offer Dressage classes are not required to offer the Dressage Seat Medal class; competitions that do not offer a Hunter Over Obstacles section are not required to offer the Hunter Seat Medal Over Obstacles; competitions not offering Hunter Over Obstacles Classes at 2’9” or above do not have to offer an AHA Hunter Seat Medal Over Obstacles 2’9”.
2. AHA Medal classes may be split into age groups.
3. AHA Medal classes shall be governed by Federation Rules, Arabian, Division for Equitation. Canadian Classes shall be governed by EC rules Arabian Division for equitation as modified by the following exceptions and additions.
4. If a Medal class is offered, then the AHA Medal classes with pattern must be held regardless of number of competitors. An AHA Medal class must have a minimum of three (3) entries with proper appointments in order to award the AHA Medal. For a class with less than three (3) entries, AHA Medal points will be earned.
5. In every AHA Medal class of at least three contestants, a 1st place winner must be selected and will receive a medal unless all entries have been eliminated.
6. Ribbons will be awarded to 8th place. (Exception: in an AHA Reining Seat Medal class, an off pattern rider is eliminated and is not eligible to win a medal or ribbon.)
7. In AHA Medal classes, the official number of entries shall be the number of riders that are properly entered and appear in the arena at the time the gate is closed. A rider that is excused or eliminated during the class will not reduce this number.
8. Once an equitation class or section at any show has begun, no individual shall ride or school a horse entered in that class unless that individual is the person entered on and showing said horse. Any violation shall result in disqualification of horse and rider from that class.
9. No more than 25 entries shall be worked on the rail in one group.

10. The judge shall prepare in writing and either read or have the pattern announced over the public address system before the first rider begins the workout.
11. The pattern shall be posted at least one hour prior to an AHA Medal class.
12. Tests to be used must be chosen from appropriate Federation Equitation Division sections or Arabian Division rules; no other tests may be used (EC equivalent).
13. Reasonable time will be allowed for contestants to ask questions. Judges shall not confer individually with any rider(s).
14. Once the first rider begins, no further questions shall be allowed nor instruction given.
15. Numbers must be worn on the rider's back in all seats. (Exception: Reining Seat Equitation exhibitors may place the number on the left side, both sides of the saddle pad or on the rider's back).
16. Individual workouts: riders may either remain in the ring or be excused to a holding area.
17. AHA Medals must be ordered from AHA.
18. In all classes in which the exhibitors compete individually, only one rider per horse.
19. Markers are allowed in Reining Seat Equitation and Western Horsemanship classes.
20. Class specification for AHA Medal classes are as follows:
    a. AHA Hunter Seat Over Obstacles Medal 2'9" class
        1. To be shown over a course of not fewer than 8 obstacles with fence heights of 2'9" and AHA Modified Hunter Seat Over Obstacles Medal class 2'3". To be shown over a course of not fewer than 8 obstacles with fence heights of 2'3". See AR288 for class conduct and course requirements.
        2. Two or more tests of the top four contestants are required from EQ113 Tests 1-7, 9-15, 17-19 (EC equivalent).
    b. AHA Saddle Seat Medal class
        1. In addition to the rail work, all contestants are required to perform two or more individual tests from EQ120, 13 & Under: Tests 1-12; 14-18; 18 & Under: Tests 1 - 15 and 19 & over: Tests 1-13,15. Age groups will be determined by the show commission/committees and any age splits other than 13 & under and 14-18 must have the appropriate tests i.e. a 14 & Under class can only run tests 1-12.
    c. AHA Reining Seat Medal class
        1. All contestants are required to perform a Reining pattern as outlined in the current NRHA Handbook.
        2. Order of go will be done by draw.
        3. Bits must be dropped and inspected by the Judge or designated official, and all riders must dismount for this inspection. If called for in the ring, assistance, if necessary, may be had from one of the ring officials.
        4. Reins shall not be removed from the horse's neck while inspecting bits.
        5. In the event the total score is tied, the tie will first be broken by the exhibitor with the highest equitation score. Should a tie still exist, the tie shall be broken by AR218.4 General Scoring.
        6. It is mandatory that judges use the prescribed AHA Score Sheet for Reining Seat Equitation and that the score sheet or a copy be posted immediately after each class.
    d. AHA Hunter Seat Not to Jump Medal class
        1. In addition to the rail work, all contestants are required to perform two or more tests from EQ113, 13 & Under: Tests 1-6, 20; 14-18, 18 & Under and 19 & Over: Tests 1-6,10-11, 13-15, 17-20, 23. Age groups will be determined by the show commission/committees and any age splits other than 13 & under and 14-18 must have the appropriate tests i.e. a 14 & Under class can only run tests 1-6, 20. AHA Western Horsemanship Medal class
    e. AHA Western Horsemanship Medal Class.
        1. In addition to the rail work, all contestants are required to perform a minimum of four tests from AR296 Western Horsemanship. 13 & Under: Tests 1-7 and 10; 14-18, 18 & Under and 19 & Over: Tests 1-10. Age groups will be determined by the show commission/committees and any age splits other than 13 & under and 14-18 must have the appropriate tests i.e. a 14 & Under class can only run tests 1-7.
    f. AHA Dressage Seat Medal class (Requires Dressage Judge).
        1. In addition to rail work, all contestants are required to perform three or more individual tests from DR133, AR298.9, or AR298.10.
        2. A rider going off pattern will not result in elimination but will be penalized.
        3. If a rider does not complete both the rail and the pattern phases of the class, they will be eliminated.

SUBCHAPTER AR-29 SHOWMANSHIP SECTION

AR300 General

1. Handlers in classes for junior exhibitors cannot have reached their 19th birthday in accordance with AR110. Competition Management is encouraged to offer Adult Showmanship classes for handlers who are 19 years and older and may divide classes by age groups which will vary according to local participation.
2. Unsoundness of the horse being shown shall not penalize a handler unless it is sufficiently severe as to impair the required performance, in which case penalty is at the judge's discretion.
3. Offering prize money in Halter Showmanship is prohibited.
4. A minimum of six ribbons should be awarded, but no more than ten places are recommended.
5. A handler must wear the correct number on their back and it and must be clearly visible at all times; penalty is at judge's discretion.
6. Excessive coaching or unauthorized assistance in any manner is subject to penalty or disqualification at the judge's discretion.
7. It is recommended that stallions be prohibited, but it must be so stated in the prize list.

AR301 Class Conduct

1. The pattern for each class must be posted one hour (Regionals and Nationals 24 hours) prior to the start of the class and must indicate which one (1) of these three (3) procedures are to be used.
   a. In the Ring – Exhibitors enter arena and remain collectively for the entire class. Exhibitors are to enter the arena at the walk. Trot at the marker and line up at the discretion of the ringmaster.
   b. In and Out of the Ring – Exhibitors enter arena one at a time and are excused at the completion of their pattern.
   c. At the Gate – Exhibitors enter arena one at a time and are gathered in arena for final inspection as a collective group.
2. Each handler shall correctly lead their horse to and from the judge or designated person and show their horse according to instructions from the judge.

AR302 Judging Guidelines

Showmanship is not a halter class and should not be judged as such. The conformation of the horse is not to be judged. Horses are to be presented in the appointments (tack and attire) suitable for that horse's style. This class is designed to evaluate the exhibitor's ability to execute, in concert with their horse a set of maneuvers prescribed by the judge with precision and smoothness while exhibiting poise and confidence, all while maintaining a balanced, functional and fundamentally correct body position.

1. SHOWMANSHIP
   a. Leading
      1. The exhibitor must lead, back and turn from the horse's left side holding the lead shank in the right hand a reasonable length, with safety in mind. The right hand must remain on the lead at all times (not on the chain). It is not appropriate to switch hands while completing the maneuvers (except set-up). If exhibitor has changed hands during the set up maneuver, they are to put the lead back in the right hand for all other maneuvers. The excess lead strap is held in the left hand, either in a round coil or a figure-8, as long as it is being handled safely by the exhibitor. Neither the coil nor the Figure-8 should be taped as this compromises safety.
      2. At no time should the exhibitor ever stand directly in front of the horse.
   b. Showing

1. The exhibitor should perform the work accurately, precisely, smoothly, and with a reasonable amount of speed. Increasing speed of the work increases the degree of difficulty; however, accuracy and precision should not be sacrificed for speed.
2. The presentation/set up: The horse may be set up with a split stance or square. Either option is allowed and acceptable.
3. The handler is to show using the Quarter System, where the exhibitor is always in the quadrant next to the judge or designated person. The horse should be shown quietly and effectively at all times. The exhibitor should maintain a position that is safe for themselves and the judge or designated person. The exhibitor should not crowd other exhibitors when setting up side-by-side or head-to-tail.
4. The position of the exhibitor when executing a turn to the right is the same as the leading position except that the exhibitor should turn and face toward the horse's head and have the horse move away from them to the right.
5. Pull turns (pulling horse toward the handler to left) to the left, should be 90 degrees or less.
6. Push turns/Pivot (pushing the horse away from the handler) for turns of greater than 90 degrees.
7. When executing a back, the exhibitor should turn from the leading position to face toward the rear of the horse. Exhibitor's left shoulder to be in alignment with the horse's left front leg, never standing directly in front of the horse.

c. Poise/Alertness/Attitude
   1. Exhibitors should be poised, confident, courteous and genuinely sportsmanlike at all times, quickly recognizing and correcting faults in the positioning of the horse. The exhibitor should continue showing the horse until the class has been placed or they have been excused, unless otherwise instructed by the judge or designated person.

2. PRESENTATION
   a. Condition
      1. The horse's body condition and overall fitness should be assessed.
      2. The horse should be alert and healthy.
   b. Grooming
      1. The hair coat should be clean, well-brushed and in good condition. The length of mane and tail may vary, as long as they are neat, clean and free of tangles. The bridle path, eyebrows, and long hair on the head and legs may be clipped.
      2. Grooming oils should not be overdone
      3. Hooves should be properly trimmed and if shod, the shoes should fit correctly and clinches should be neat. Hooves must be clean and may be painted clear or black hoof dressings, or shown naturally.
3. APPOINTMENTS
   a. Attire and tack should be clean, well-fitting and in good repair. A workmanlike appearance should be presented.
      1. Attire should reflect the intended use of the horse and should be consistent with attire requirements described in the division depicted.
   b. Tack: An Arabian show halter, a leather show halter with or without silver (silver not to count), hunter/dressage/show hack style bridle, or a double bridle may be used. A western style or bosal bridle are prohibited. Leads may be attached to the halter or cavesson. If a chain is used, it is prohibited to go through the horse's mouth, over the nose or through the bit. When leading with the reins, they must be attached to both sides of the bit. Hats are optional. Spurs are prohibited.

AR303 Tests From Which the Judge May Choose:

1. Walk or trot horse to or from judge or designated person or marker in a straight or curved line, a circle, serpentine or figure eight.
2. Set horse up.
3. Back horse in a straight or curved line.
4. Movement of handler so as not to obstruct judge's view of the horse.
5. Turn horse (90, 180, 270, 360 degrees, etc.)
6. Trot down rail or around ring.

7. Move the horse to a different spot in the line up.

AR304 Scoring

The scoring will be on the basis of 0-infinty, with 70 denoting an average performance. The individual maneuvers are scored in ½ point increments for a low of -3 to a high of +3 with 0 denoting a maneuver that is correct with no degree of difficulty. Penalty points will be applied as they occur. A final score of 0 to +5 will be given for the overall form and effectiveness at the completion of each run.

1. Judges must use the prescribed Showmanship Score Card. At all multi judge competitions, multi judge Regional competitions and National competitions, score cards must be posted one hour after the completion of the session. Competitions posting cards must have a designated walker and scribe.
2. Penalties
   a. Minor (1 point penalty)
      1. Break of gait at walk or trot up to two strides
      2. Over or under turning up to an 1/8 of a turn
      3. Ticking or hitting cone/marker
      4. Sliding or lifting pivot foot
      5. Lifting the pivot foot and replacing it in the same place
      6. Lifting foot and replacing it in same place during presentation
   b. Major (3 point penalty)
      1. Break of gait at walk or trot for more than 2 strides
      2. Splitting cone/marker (cone/marker between horse and handler)
      3. Stepping out of set up during presentation
      4. Steps out of or moving pivot foot during a pivot or turn
      5. Over or under turn 1/8 to ¼ of turn
   c. Severe (5 point penalty)
      1. Exhibitor not in required position during inspection.
      2. Touching the horse
      3. Standing directly in front of horse
      4. Loss of lead shank or two hands on lead shank
      5. Completely stepping out of or moving hindquarter significantly during a pivot or turn
      6. Severe disobedience to include but not limited to: biting, pawing, rearing, kicking out or continuously circling exhibitor.
      7. Goes off pattern; wrong side of cone, never performing specified gait
      8. Knocking over cone/marker
      9. Fall of horse or handler
3. Mandatory Eliminations
   a. Horse escapes from Exhibitor
   b. Inhumane treatment and undue stress, see AR 105.6
   c. Excessive schooling or training
   d. Loss of control or severe disobedience that endangers other exhibitors, to include but not limited to: bolting, lunging or kicking out.
   e. Whip marks
   f. Prohibited equipment: chain through the horse's mouth, over nose or through the bit, western bridle or bosal, reins only attached to one side of the bridle.

BOD 06/17/2025 Effective 12/01/2025

SUBCHAPTER AR-30 WALK-TROT/WALK -JOG AND 10 & UNDER SECTION

AR305 Class Requirements

1. Open to Exhibitors 10 years old and under as of December 1 of the current competition year.
2. A rider must never have been judged in a class at a Federation (EC) Licensed Competition that required a canter or lope. Exception: Cantering/loping is permitted in Short Stirrup Reining and Cross Rails 10 & Under.
3. The safety of all exhibitors must be of primary consideration when judging these classes. Any action by any exhibitor that endangers that exhibitor or any other exhibitor must be severely penalized and may be considered cause for being excused from the class.
4. Stallions are prohibited.
5. It is recommended that classes with 12 or more entries be divided. If a division is desired, it is recommended that classes be split into a class for riders 8 years of age and under and one for riders 9 to 10 years of age.
6. Classes may be combined if the number of entries do not warrant separate classes. However, equitation classes may not be combined with pleasure classes.
7. In determining Maiden, Novice and Limit status of horses, Walk-Trot classes are not considered in the reckoning of status in any performance sections in the Arabian Division. (For riders, refer to AR110)

AR306 Conduct

1. Competitors to enter the ring in a counter-clockwise direction at a walk or trot/jog.
2. To be shown both directions of the ring at the walk and trot or jog only. Exception: Hunter Seat Walk/Trot Equitation on the flat, a sitting trot may be called for.
3. The order to reverse may be executed by turning either toward or away from the rail.
4. Entries will line up on command.
5. Riders in equitation classes may not be requested to perform any tests.
6. One header per horse must be allowed during the line-up to insure safety of exhibitors. Headers must be properly attired. A plain, unmarked smock, business attire or show attire is required.
7. Exceptions to points 1-5: Walk-Jog Trail, Walk-Trot Cross Rails 10 and under and Short Stirrup Reining.

AR307 Appointments

1. For attire, appointments and position for Equitation classes refer to Chapter EQ.
2. For attire and appointments for Pleasure classes, refer to AR135, AR140, AR144, AR148, AR181.
3. For attire, appointments and position for Dressage Seat Equitation and Walk-Trot Dressage, refer to Chapter DR, Dressage Division.
4. For attire, appointments and position for Western Dressage Seat Equitation and Walk-Jog Western Dressage, refer to subchapter WD-5 and subchapter WD-12, Western Dressage Division.

AR308 Qualifying Gaits

The horse must give the appearance of being a safe and suitable mount for the class. The safety of all exhibitors is of primary concern in both the pleasure and equitation classes.

1. English/Country English/Hunter Pleasure/Cross Rails/ Sport Horse Under Saddle
   a. Walk - A four-beat gait
   b. Trot - A two-beat gait.
2. Western Pleasure/Trail/Short Stirrup Reining
   a. Walk - A four-beat Gait
   b. Jog - A Two-beat Gait

AR309 Walk-Trot/Walk-Jog Equitation Class Specifications

1. Saddle Seat Equitation.

To be shown at a walk and trot.

2. Hunter Seat Equitation on the Flat. To be shown at a walk and posting trot. A sitting trot may be called for.
3. Hunter Seat Equitation over Cross Rails.

Riders are allowed to choose the gaits over eight cross rail fences not to exceed 18” in height.

4. Western Seat Equitation.

To be shown at a walk and jog.

5. Dressage Seat Equitation.

To be shown at a walk and a trot. Must be judged by a Dressage Judge.

6. Western Dressage Seat Equitation – refer to Chapter WD, Western Dressage Division Subchapter WD-12 Western Dressage Seat Equitation for Walk-Jog class requirements and specifications.

AR310 Walk Trot/Jog Pleasure Class Specifications

To be judged on attitude, manners, performance, suitability of horse to rider, quality and conformation.

1. English Pleasure.

To be judged on the rail at a walk and normal trot.

2. Country English Pleasure.

To be judged on the rail at a walk and normal trot. Horses shall be asked to halt on the rail. Horses must not be asked to back. The command to walk on a loose rein must not be called.

3. Hunter Pleasure. To be judged on the rail at a walk and trot.
4. Western Pleasure. To be judged on the rail at a walk and jog.
5. Ranch Rail Pleasure. To be judged on the rail at a walk and trot. Horses must be asked to halt on the rail.

AR311 Walk-Trot/Dressage Class Specifications (Requires Dressage Judge)

A current USDF Intro Test limited to walk/trot will be utilized.

AR312 Walk-Jog/Western Dressage Class Specifications (Requires Western Dressage Judge)

A current WDAA Intro Test limited to walk/jog will be utilized.

AR313 Sport Horse Under Saddle Walk-Trot 10 & Under (Requires a judge licensed to adjudicate Sport Horse classes)

To be judged on manners, performance, suitability of horse to rider, quality and conformation. To be judged on the rail at a walk and trot. Classes may be divided by dressage type or hunter type. Cross entering is permitted.

AR314 Walk/Trot-Jog Trail Class Specifications

To be judged over a course of obstacles at a walk and a trot/ jog (AR228). Horse and rider must follow the appointments as set forth in the Arabian Western Pleasure Subchapter for a Western Trail Walk/Jog class and the Arabian English Pleasure Sub-Chapter for an English Trail Walk/Trot class. For approved Trail obstacles, dimensions, definitions, scoring and penalties, refer to Arabian Trail Horse Subchapter.

AR315 Cross Rails Specifications

Manners are paramount. Horse and rider must follow the appointments as set forth in the Arabian Working Hunter Subchapter. Courses, Conduct, Height of Obstacles, and class specifications are held in accordance with the Arabian Working Hunter Subchapter.

AR316 Short Stirrup Reining Specifications

Riders to perform any current NRHA Short Stirrup Reining pattern as stated in Arabian Working Western Subchapter. Horse and rider must follow the appointments as set forth in the Arabian Western Pleasure Subchapter.

SUBCHAPTER AR-31 ATR/JTR/AATR WALK-TROT/WALK-JOG 11 AND OVER SECTION

AR317 Class Requirements

Open to Amateur or Junior Exhibitors 11 years old and older as of December 1 of the current competition year. An Amateur card is not required for JTR, ATR, or AATR Walk-Trot/Walk-Jog 11 and over classes.

1. Division of Classes
   a. Classes may be held as JTR, ATR, and/or AATR and may be divided by age of exhibitor.
   b. Separate classes for Arabians and Half/Anglo Arabians may be offered OR classes may be combined.
   c. Pleasure or Sport Horse under Saddle classes must not be combined with Equitation classes.
   d. Pleasure classes may be combined into a single class.
   e. Equitation classes may be combined into a single class (Exception: Dressage Seat Equitation and Western Dressage Seat Equitation must not be combined with any other equitation class).
   f. Dressage Introductory Walk-Trot Tests must not be combined with any other class.
   g. Western Dressage Introductory Walk-Jog Tests must not be combined with any other class.
2. Classes may be offered in any seat and any discipline. Exceptions: Reining, Reined Cow Horse, and Working Cow Horse. (See AR317.1.e).
3. Exhibitors who show in Walk/Trot or Jog 11 and Over classes may NOT show in any other class at that competition that requires exhibitors to show at the canter or lope, but may enter any class that does not require a canter or lope. Exception: Cross Rail Riders.
4. A horse that is shown in these Walk/Trot or Jog 11 and Over classes may be shown by a different exhibitor in other classes at that show or by the same exhibitor in other classes that do not require a canter or lope.
5. An exhibitor that shows in Walk/Trot or Jog 11 and Over classes may show in classes requiring a canter or lope at a later show in that show season, but, once they do so, become ineligible to compete in Walk/Trot or Jog classes for the remainder of that show season. Exception: Cross Rail Riders and Short Stirrup Reining.
6. Eligibility to show in these Walk/Trot or Jog 11 and Over classes begins with each show season regardless of whether the exhibitor has previously shown in classes that require a canter or lope.
7. Headers are allowed.
8. Stallions may be shown unless prohibited in the prize list.
9. The safety of all exhibitors must be of primary consideration when adjudicating these classes. Any action by any exhibitor that endangers that exhibitor or any other exhibitor must be severely penalized and maybe considered cause for being excused from the class.
10. In determining Maiden, Novice and Limit status of horses, Walk/Trot or Jog 11 and Over classes are not considered in the reckoning of status in any performance sections in the Arabian Division. (For riders, refer to AR110).

BOD 06/17/2025 Effective 12/01/2025

AR318 Conduct

1. All Walk/Trot or Jog 11 and Over classes are to be judged at the walk/trot or jog only.

a. No canter, lope, hand gallop, lengthening or extension of gaits shall be called.
b. Competitors may enter the ring at either a walk or trot/jog.

2. Tests are optional at local, regional and national shows but, if used, tests are limited to the following:
   a. Walk/Trot 11 & Over Hunter Seat Equitation Not to Jump, horses to be shown at the Walk, Posting Trot in both directions.
      1. Halt (4 to 6 seconds) or halt and back. When riders working collectively are asked to halt and then back, they must not be penalized if they walk forward a few steps and halt after backing.
      2. Figure eight at trot, demonstrating change of diagonals. At left diagonal, rider should be sitting the saddle when left front leg is on the ground; at right diagonal, rider should be sitting the saddle when right front leg is on the ground; when circling clockwise at a trot, rider should be on left diagonal; when circling counterclockwise, rider should be on the right diagonal.
      3. Question(s) regarding basic horsemanship, tack and equipment and conformation.
   b. Walk/Trot 11 & Over Saddle Seat Equitation, horses to be shown at the Walk and Trot in both directions.
      1. Circle at a trot. When circling clockwise, rider should be on left diagonal; when circling counterclockwise rider should be on right diagonal.
      2. Walk or trot on a straight line on or off the rail, using the correct diagonals
      3. Change of diagonals on or off the rail. The judge must specify diagonal changes to be executed and the beginning diagonal.
      4. Execute serpentine at a trot. A series of left and right half circles off imaginary line where correct diagonals must be shown.
      5. Back for not more than eight steps.
      6. Figure eight at trot demonstrating change of diagonals. Unless specified, it may be started either facing the center or away from the center. If started facing the center, it must be commenced from a halt.
   c. Walk/Jog 11 & Over Western Seat Equitation, horses to be shown at the Walk and Jog in both directions.
      1. Back in a straight or curved line.
      2. Walk and/or jog in a straight line, curved line, serpentine, circle or figure eight, or combination of these gaits or maneuvers.
      3. Extended jog.
   d. Walk/Trot 11 & Over Dressage Seat Equitation, riders must be judged at the medium walk and working trot (rising) in both directions. When rising trot is permitted or requested, the rider should change the diagonal when changing directions. The correct diagonal is considered to be when the rider is sitting when the outside front foot and inside hind foot are on the ground.
      1. In judging the position, seat and use of aids, judges may include the following movements and exercises required at Training and First Level (May be ridden as a group):
         a. Free walk
         b. Transitions from one gait to the next in both directions
         c. Transitions from walk to halt and vice versa
      2. If individual tests are required, in addition to the tests in 1) above, the following tests are permitted:
         a. Serpentine at the trot.
         b. Change of direction across the diagonal, down the centerline, across the arena, and/or by making a half-circle at the walk or trot
   e. In a combined equitation seat classes, no tests are allowed.
   f. Walk/Jog 11 & Over Western Dressage Seat Equitation - refer to Western Dressage (WD) Subchapter WD-12 Western Dressage Seat Equitation for Walk-Jog class requirements and specifications.
3. Dressage Walk-Trot and Western Dressage Walk/Jog Tests.
   a. For Walk-Trot Dressage a current USDF Introductory Test limited to walk/trot will be utilized.
   b. For Walk-Jog Western Dressage a current WDAA Introductory Test limited to walk/trot will be utilized.

AR319 Appointments

For appointments refer to AR307.

SUBCHAPTER AR-32 LEADLINE SECTION

AR320 General

1. Open to riders who are at least two (2) years of age and have not reached their seventh (7) birthday as of December 1 of the current competition year. (AR110)
2. Leaders must be at least fourteen (14) years of age.
3. The safety of all exhibitors must be of the primary consideration when conducting the class. Any action by any exhibitor, leader or horse that endangers that exhibitor or leader must be penalized and will be considered as cause for elimination.
4. Safety is of the utmost importance in tack and attire.
   a. Saddle must fit rider.
   b. Rider's feet must be engaged in the stirrups/irons.
   c. Leading rein must be attached to a cavesson or a halter placed under or over the bridle.
   d. It is strongly encouraged that the rider wears protective headgear with harness secured. See GR801.
   e. Boots are required.
5. There shall be only one rider on each horse entered.
6. Stallions are prohibited.
7. This class should not be placed and similar awards should be presented to all exhibitors

AR321 Conduct

1. Competitors to enter the ring in a counter-clockwise direction at a walk.
2. Leaders are to walk on the near side of the horse.
3. To be shown both directions of the ring at the walk.
4. Entries shall line up on command and stand quietly.

AR322 Appointments

Appointments for a pleasure type class: See FEDERATION Arabian Division rules for: Western Pleasure, Country English Pleasure, Hunter Pleasure, English Show Hack, Mounted Native Costume or Ladies Side Saddle type respectively.

SUBCHAPTER AR-33 GYMKHANA SECTION

AR323 General

1. Poles (stakes) shall be approximately 1 ½" in diameter, of a safe material that will not splinter. Each shall be from 6' to 7' high, with a safe stable stand for ballast. Each shall be painted so that it is easily distinguished from the backgrounds.
2. Barrels shall be of the size of a fifty-five gallon metal drum and shall be painted so that they are easily distinguished from the background. A protective device around the tip of the barrels is permitted.
3. Management shall designate the order in which the entries shall compete. Not more that one horse shall be in the ring at one time.
4. A rider shall be considered "on course" once any part of the horse crosses the starting line.
5. Starting (timing) line should be clearly designated, either by markings on the ground or by pylons or other suitable markers
6. Starting and finishing time shall be taken the instant any part of the horse crosses the time line. The horse must come to a halt after finishing the course before leaving the arena.
7. Electronic timing equipment is preferred or, if not available, two stop watches must be used, with one being the official time and the other as a back up.

AR324 Appointments

1. Tack: Saddles are required and may be either English or Western. Bridle may be of any type with standard bit, hackamore or mechanical hackamore. Bridle must conform to type of saddle used. Judge may prohibit the use of bits or equipment they may consider inhumane or unsafe. Martingales, tie-downs and boots/bandages are permitted.
2. Attire: May be either English or Western, but not a mixture. Hats are optional. Long sleeved shirt and boots are required. Protective headgear is recommended. See AR111.

AR325 Penalties

1. Off course (failure to follow pattern) - disqualification
2. Fall of horse or rider - disqualification
3. Spurring, striking or hitting horse forward of cinch - disqualification
4. Excessive use of spurs, crop, bat or romal - disqualification
5. Obstacle knocked down - 5 second penalty
6. Breakage of equipment which prevents completion – disqualification

AR326 Pole Bending Class

Six poles shall be placed 21’ apart in a straight line down the approximate center of the ring, the first pole being 21’ from the timing line. The timing line shall be 30’ long. The entry shall cross the timing line, move in an approximately straight line to pole 6 (farthest pole), make a 180 degree turn around pole 6, pass between pole 6 and pole 5, bend through the poles to pole 1, circle pole 1, bend through poles to pole 6, make a 180 degree turn around pole 6 and cross the timing line, by moving along the poles on the side opposite that on which it first approached pole 6. (See Diagram A)

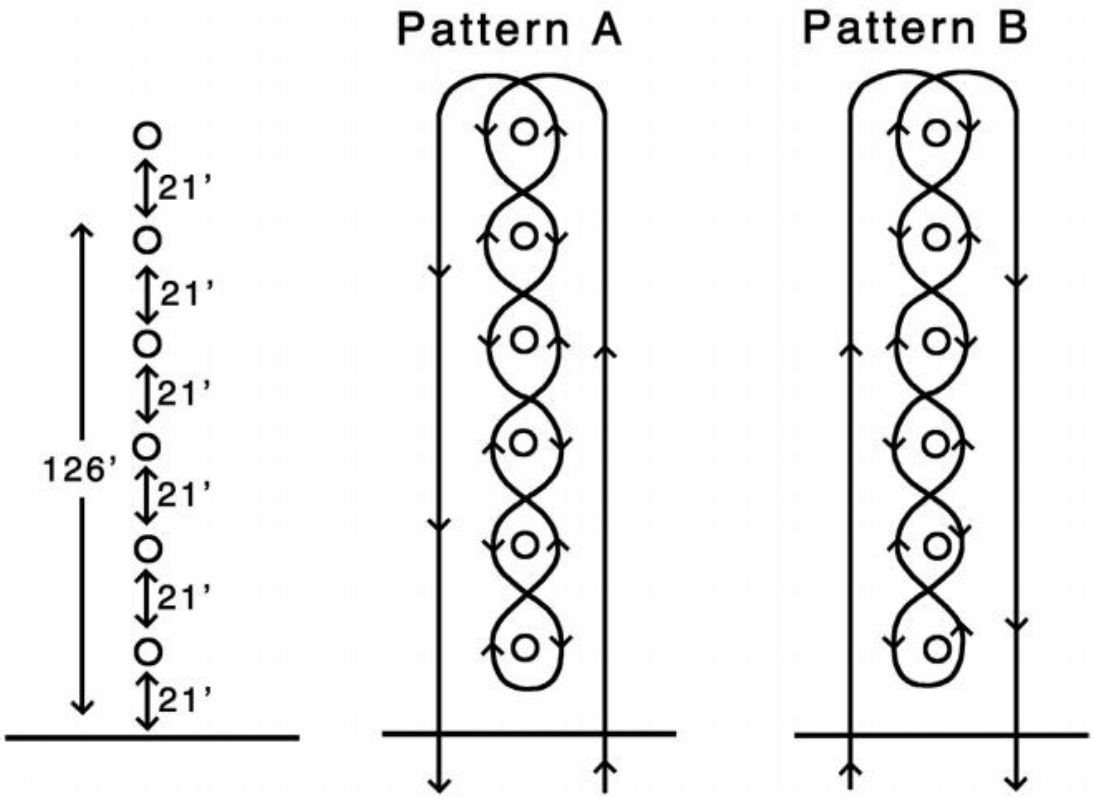

AR327 Barrel Class

Three barrels shall be placed to form an isosceles triangle. The distance from barrel 1 to barrel 2 shall be 90’; the distance from barrel 1 to barrel 3 shall be 105’; the distance from barrel 2 to barrel 3 shall be 105’; the distance from barrels 1 and 2 to the timing line shall be 60’. The length of the timing line shall be 90’. (See Diagram B) If the course is too large for the available space, the pattern shall be reduced five yards at a time until the pattern fits the arena.

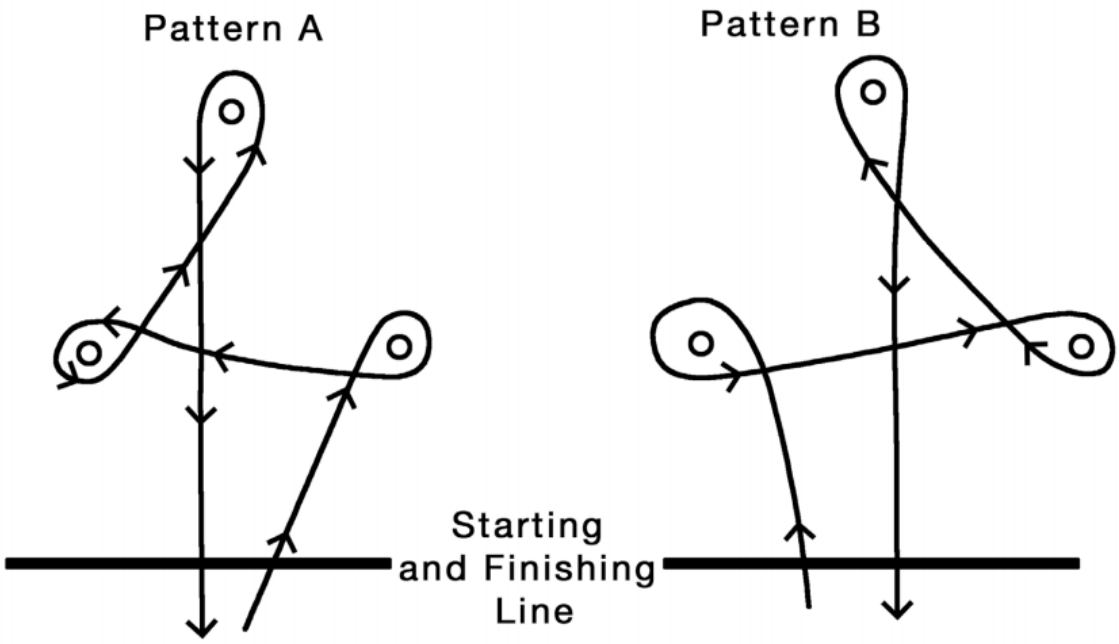

SUBCHAPTER AR-34 MISCELLANEOUS SECTION

AR328 Versatile Horses

To be shown in three events; two of which must be chosen from the following: a) Country Pleasure Driving Horse; b) Country English Pleasure Horse; c) Western Pleasure Horse. The third event to be at the option of the Show Committee and chosen from any other events listed in the performance section under the Arabian Horse Division. Changes of equipment, both horse and rider, to be made in the ring. Each of these phases shall count equally. Prize list must specify three events making up this class and also specify whether or not the rider and driver must be the same individual.

AR329 Pairs English or Western

To be shown at a walk, trot or jog-trot and canter or lope. To be judged on uniformity as a pair, performance, quality and manners. Combined ownership permitted. Post entries permitted.

CHAPTER CO CONNEMARA DIVISION

SUBCHAPTER CO-1 GENERAL QUALIFICATIONS

CO101 Registration

CO102 Type and Conformation

CO103 Showing

SUBCHAPTER CO-2 BREEDING AND IN-HAND CLASSES

CO104 Judging

CO105 Showing

CO106 Suggested In-Hand Classes

CO107 Championships

SUBCHAPTER CO-3 PERFORMANCE CLASSES

CO108 Hunter Section

CO109 Jumper Section

CO110 Connemara Trail Section

CO111 Driving Section

CO112 Dressage Section

CO113 Special Classes

© USEF 2026

CHAPTER CO CONNEMARA DIVISION

SUBCHAPTER CO-1 GENERAL QUALIFICATIONS

CO101 Registration

Entries in the Connemara division must be registered with the American Connemara Pony Society, the Connemara Pony Breeders Society of Galway, Ireland or any other Connemara Society recognized by the International Committee of Connemara Pony Societies. Connemaras and halfbred Connemaras under two years of age must have a Temporary Foal Certificate. All Connemaras must be shown under their full registered names. Copies of registration papers must accompany all entries.

CO102 Type and Conformation

1. Connemaras are a product of their original environment: the rugged mountain coast of West Ireland. Surefooted, hardy and agile they possess qualities of great stamina, staying power and adaptability. They are renowned for their versatility and for their gentle, tractable, sensible and willing disposition.
2. Connemaras in North America range in size from 13 to over 15 hands.
3. The judge must recognize the influence of the Connemara's heritage giving balanced consideration to the effects of larger size on overall conformation. The following are standards for judging the Connemara horse or pony:
   a. Temperament: Mannerly and manageable, kind, responsive, possessing good sense and basic intelligence.
   b. Type: Rugged and sturdy, body compact, deep through the heart, with well-sprung rib cage and broad chest.
   c. Movement: Straight and true both front and rear with free movement in the shoulders; Connemaras should move underneath themselves and should be sure-footed, athletic and clever, covering a lot of ground.
   d. Head: Kind eye, head well shaped and balanced in proportion to the rest of the body; neck of good length and definition meeting the shoulder smoothly.
   e. Shoulders: Long, with good slope, withers well laid back.
   f. Back: Strong and muscular; some length of back is normal in Connemaras especially in mares.
   g. Hindquarters: Well-rounded and deep with good length from the point of the hip through the haunch; should balance the shoulders.
   h. Bone: Clean, hard, flat, measuring 7-8 inches below the knee for ponies, more for horses; forearms and gaskins long and muscular, cannons short and very dense.
   i. Joints: Large and well defined.
   j. Feet: Hard, strong.

CO103 Showing

1. Entries must be serviceably sound. Emphasis is placed on manners and an appropriate way of going.
2. Entries may be shown as native ponies or as appropriate to their performance section. Braiding and shoeing are optional. No Connemara may be shown with excessively long toes. Connemaras are not to stand in a stretched position.
3. If a class states it is for purebred Connemaras only, no entry registered in the halfbred division of the Registry or Stud Book may enter such class. In hand classes must be held separately for purebred and halfbred Connemaras and classes may not be combined. Performance classes must be divided into purebred and halfbred Connemara if there are four or more purebred entries and four or more halfbred entries. Performance classes for purebred and halfbred must be combined if there are three or less entries in either section.

4. Adults may show ponies in a Connemara class unless the class specifications state otherwise. (See also GR825.1).
5. Stallions may be shown in all performance classes. Stallions may be shown in Ladies and Children classes unless the prize list stipulates otherwise.
6. Protective headgear is not required in any class in the Connemara Division unless stated otherwise within these rules. Use of protective headgear cannot be penalized.

SUBCHAPTER CO-2 BREEDING AND IN-HAND CLASSES

CO104 Judging

Entries are to be judged on the breed standard as described in CO102. Emphasis is placed on breed type, conformation, substance, quality, temperament, and way of going. Transmissible weakness and/or unsoundness are to be counted strongly against breeding stock.

CO105 Showing

Entries to be shown in-hand at walk and trot on the line. Only one attendant per animal is allowed in the ring. May be shown in a halter or bridle. Whips not to exceed 48” may be carried.

CO106 Suggested In-Hand Classes

1. Points from the classes listed below will count for Connemara HOTY Awards. Organizers may choose to hold some or all of these classes. Classes for mares may not be combined with classes for stallions and geldings.
   a. Purebred Connemara Mares: Three-years-old and older. If entries warrant, the class may be divided by age and/or divided into mares which have produced foals and those which have not.
   b. Purebred Connemara Stallions or Geldings: Three-years-old and older. If entries warrant, the class may be divided by stallions and geldings and/or divided by age.
   c. Halfbred Connemara Mares: Three-years-old and older. If entries warrant, the class may be divided by age and/or divided into mares which have produced foals and those which have not.
   d. Halfbred Connemara Stallions or Geldings: Three-years-old and older. If entries warrant, the class may be divided by stallions and geldings and/or divided by age.
2. Additional in-hand classes may be offered, but will not count toward Connemara HOTY Awards. Possible suggested classes are listed below. Competitions are not limited to these classes. Classes may be divided as to purebred and halfbred and include:
   a. Colts: Weanling, Yearling, Two-year-old.
   b. Geldings: Weanling, Yearling, Two-year-old.
   c. Fillies: Weanling, Yearling, Two-year-old.
   d. Sire-and-Get: Stallions to be shown with from two to four of Get.
   e. Get-of-Sire: Two to four of Get to be shown.
   f. Broodmare and Foal.
   g. Dam and Produce: Mares to be shown with two or more of produce.
   h. Produce-of-Dam: Two to four of produce to be shown.

CO107 Championships

Championship and Reserve Championship will be awarded to horses that have placed first or second in their qualifying classes. The Championship will be awarded to one of the horses which has placed first in a qualifying class. After the Championship has been awarded, the horse which has placed second in the qualifying class to the horse awarded the Championship shall compete with the remaining first place winners for the reserve Championship. Should any first or second place winners in a qualifying class not compete for the Championship

or be disqualified for being unsound, being unruly or not performing the class routine in the Championship class the horse receiving the next highest ribbon in the qualifying class shall have the option of moving up for the Championship and Reserve Championship only. See GR810.

SUBCHAPTER CO-3 PERFORMANCE CLASSES

CO108 Hunter Section

1. The rules of the Open Hunter Division shall apply to all Connemara and Halfbred Connemara hunter classes except:
   a. Breed type shall be considered in Conformation classes for Purebreds.
   b. Stallions may be shown in all performance classes. Stallions may be shown in Ladies and Children classes unless the prize list stipulates otherwise.
   c. Adults may show ponies in a Connemara class unless the class specifications state otherwise. (See also GR825.1.)
   d. Braiding is optional.
   e. Hunter Hack and Bridle Path Hack will be held as rated classes.
   f. Connemara Green Working Hunter classes are open to any horse in its first or second year of showing which has not shown over fences 2’3” or higher.
   g. For the purpose of Connemara Hunter Horse of the Year awards, points from the classes listed below will count. Organizers may choose to hold some, or all of these classes. Green horses may not cross enter into Regular Hunter classes. Both Green and Regular Hunters may enter Bridle Path Hack and/or Hunter Hack classes.
      1. Connemara Green Working Hunter Under Saddle - 1 class
      2. Connemara Green Working Hunter Over Fences - 2 classes
      3. Connemara Green Conformation Hunter Over Fences - 1 class
      4. Connemara Regular Working Hunter Under Saddle - 1 class
      5. Connemara Regular Working Hunter Over Fences - 2 classes
      6. Connemara Regular Conformation Hunter Over Fences - 1 class
      7. Connemara Bridle Path Hack - 1 class
      8. Connemara Hunter Hack - 1 class
   h. Additional Connemara Hunter classes, such as Adult Amateur, Amateur Owner, Ladies Side Saddle, Pony Hunter, Children’s Hunter, Junior Hunter, and Hunter Classic classes may be held, but will not count toward Connemara HOTY awards.
2. Course Heights and Distances.
   a. 13.2 hands and under to jump a minimum of 2’. Heights may be lowered a maximum of six inches for green classes. Over 13.2 hands to jump a minimum of 2’6”. Heights may be lowered a maximum of six inches for green classes.
   b. It is recommended that in and outs be set at two strides. If a one stride in and out is used, the suggested distance for 13.2 hands and under is not to exceed 22’; for over 13.2 hands but not to exceed 14.2 hands, the distance for a one stride in and out is not to exceed 24’. The suggested distance for a one stride in and out for over 14.2 hands is 24’.

CO109 Jumper Section

1. The rules of the Jumper Division shall apply to all Connemara and Halfbred Connemara jumper classes except:
   a. Adults may show ponies in a Connemara class unless the class specifications state otherwise. (See also GR825.1)
   b. Stallions may be shown in all performance classes. Stallions may be shown in Ladies and Children classes unless the prize list stipulates otherwise.

2. It is recommended to avoid over emphasis of speed jump-offs, that TABLE IV (JP149.1) be followed in the Connemara jumper classes.

CO110 Connemara Trail Section

1. English or Western equipment- May be split between purebred and halfbred, junior and adult to ride, or at competition management's discretion. To be shown over and through obstacles. To be judged on performance 100%.
2. Stallions may be shown in all performance classes. Stallions may be shown in Ladies and Children classes unless the prize list stipulates otherwise.

CO111 Driving Section

The rules of the Carriage Pleasure Driving Division shall apply to all Connemara and Halfbred Connemara driving classes except that stallions may be shown in all classes unless the prize list stipulates otherwise.

CO112 Dressage Section

1. The rules of the Dressage Division shall apply to all Connemara and Halfbred Connemara Dressage classes.
2. Adults may show ponies in a Connemara class unless the class specifications state otherwise. (See also GR825.1)
3. Stallions may be shown in all performance classes. Stallions may be shown in Ladies and Children classes unless the prize list stipulates otherwise.
4. When cross entry by rider or horse/rider combination is permitted between Connemara Dressage and other Connemara and/or Halfbred Connemara classes at a competition, DR119 and DR120 apply only to the designated Dressage warmup and competition areas. A Dressage warmup area may be within a shared ring with other class types if there is a physical barrier, such as cones, to designate the separation.
5. When the Dressage chapter is referenced herein, any rule or portion of a rule that is in direct reference to USEF/USDF or USEF National Championships shall be disregarded for the purpose of breed Dressage classes.
6. Horses competing in Open Dressage classes may not compete in any other divisions or classes on the same day(s) and are subject to all DR Chapter rules from the time of their arrival until the end of the competition day.

CO113 Special Classes

A Licensed Competition is not limited to classes listed in the Rulebook. If a special class is offered which is not included in the Rulebook, the prize list must furnish detailed specifications. (See GR902.2)

1. Costume Class
2. Family Class
3. Gymkhana Classes
4. Leadline Class
5. In-hand Trail Class
6. Driven Dressage
7. Combined Driving
8. Pleasure - English or Western

CHAPTER CP CARRIAGE PLEASURE DRIVING DIVISION

SUBCHAPTER CP-1 INTRODUCTION AND DEFINITIONS

CP101 Introduction

CP102 Definitions of Term

SUBCHAPTER CP- 2 CONDUCT AND ABUSE

CP103 Conduct

CP104 Abuse

SUBCHAPTER CP- 3 SAFETY

CP105 Responsibilities of Drivers and Officials

CP106 Responsibilities toward the Horse

SUBCHAPTER CP-4 THE DRIVER

CP107 Style of Driving

CP108 Use of the Whip; Performing a Salute

CP109 Outside Assistance

CP110 Waivers of Rules

CP111 Dress of Driver, Grooms and Passengers

SUBCHAPTER CP- 5 GROOMS AND ATTENDANTS

CP112 General

SUBCHAPTER CP- 6 THE HORSE

CP113 Eligibility

CP114 Classification by Size

CP115 Turnout for the Horse

SUBCHAPTER CP- 7 THE HARNESS

CP116 Driver’s Responsibility

CP117 Style of Harness

CP118 Bits

SUBCHAPTER CP-8 THE VEHICLE

CP119 Driver’s Responsibility

CP120 Style/Eligibility

SUBCHAPTER CP-9 PLEASURE DRIVING COMPETITIONS

CP201 Judges and Technical Delegates

CP202 Name of Class

CP203 Entry

CP204 Division of Large Classes (See also CP113)

CP205 Driver’s Responsibility

CP206 Vehicles

CP207 Turnout

© USEF 2026

CP208 Leaving Classes

CP209 Groom/Passenger

SUBCHAPTER CP-10 – CLARIFICATION OF GAITS

CP210 Description of Gaits

SUBCHAPTER CP- 11 – DIVISIONS

CP211 Divisions Based on the Horse

CP212 Divisions Based on the Driver

CP213 Divisions Based on Experience

CP214 Other Divisions

CP215 Championships

SUBCHAPTER CP- 12 – CLASS SPECIFICATIONS

CP216 Turnout

CP217 Working

CP218 Ladies' Driving Class

CP219 Gentlemen's Driving Class

CP220 Park

CP221 Reinsmanship

CP222 Freestyle Reinsmanship

SUBCHAPTER CP-13 CLASS SPECIFICATIONS: COMBINATION CLASSES

CP223 Introduction for Combination Classes

CP224 General Rules

CP225 Drive and Ride

CP226 Combination Hunter

CP227 Sporting Tandem

SUBCHAPTER CP-14 CLASS SPECIFICATIONS

CP228 Concours d'Elegance

CP229 Carriage Dog Class

CP230 Picnic Class

SUBCHAPTER CP-15 CLASS SPECIFICATIONS: PLEASURE OBSTACLE DRIVING

CP231 Attire

CP232 Participation

CP233 Course Walk

CP234 Schooling

CP235 The Course

CP236 Width of Obstacles

CP237 Measurement of Obstacles

CP238 Time Allowed

CP239 Timing
CP240 Disobedience
CP241 Off-Course (See also CP235)
CP242 Ties in Placing
CP243 Salute
CP244 Break in Gaits
CP245 Penalties
CP246 Timed Obstacles
CP247 Specialty Time Competitions
CP248 High-Point Competitions
CP249 Fault Competitions

SUBCHAPTER CP-16 CLASS SPECIFICATIONS FOR PLEASURE DRIVES

CP250 General
CP251 Course
CP252 Timing
CP253 Observers on Course
CP254 Spares
CP255 Pleasure Drive Participation
CP256 Pleasure Drive Penalties
CP257 Pleasure Drive – Turnout
CP258 Pleasure Drive – Timed
CP259 Pleasure Drive – Pace

SUBCHAPTER CP-17 DRAFT EQUINE RULES

CP260 General Rules
CP261 The Draft Horse
CP262 Turnout
CP263 Dress
CP264 Class Conditions

SUBCHAPTER CP-18 – PUTTING-TO CLASSES

CP265 Introduction
CP266 Course
CP267 Turnout
CP268 Basic Format of Class
CP269 Sequence to Unhitch/Hitch – Four-in-hand, Unicorn
CP270 Sequence to Unhitch/Hitch – Pair
CP271 Sequence to Unhitch/Hitch – Tandem
CP272 Sequence to Unhitch /Hitch – Single
CP273 Penalties

CP274 to CP299 reserved

SUBCHAPTER CP- 19 – RULES FOR COACHING COMPETITIONS

CP301 General Rules

CP302 Classes

CP303 Pleasure

CP304 Best Team

CP305 Turnout

CP306 Obstacles

CP307 Timed Obstacles

Appendix CP-A. Carriage Pleasure Driving Officials Requirements:

Appendix CP-B Examples of Obstacles:

APPENDIX CP-C TURNOUT AND APPOINTMENTS

FORMAL OR PARK

SPORTING VEHICLES

INFORMAL OR COUNTRY

COMMERCIAL

PARK DRAG OR PRIVATE COACH

ROAD COACH

FOUR-IN-HAND BREAKS

MAIL, STANHOPE, DEMI-MAIL, SPIDER, GEORGE IV PHAETONS

FOUR-WHEELED DOG CART, TRAP, OUTING WAGON

STANHOPE OR PARK GATE GIG

VILLAGE CART, TWO-WHEELED DOG CART

ROAD OR JOGGING CART

FOUR-WHEELED BUGGY

RUNABOUT, AMERICAN STANHOPE

ROCKAWAY, CARRYALL, DEPOT WAGON, SURREY, CABRIOLET

COMMERICAL VEHICLES

RULES FOR DRIVEN DRESSAGE

SUBCHAPTER CP-20 GOVERNING REGULATIONS

CP501 General

CP502 The Halt

CP503 Walk

CP504 Trot

CP505 Reinback

CP506 Shoulder-In

CP507 Stretching the Frame

CP508 Transitions

CP509 Half-Halt
CP510 Changes of Direction
CP511 Figures
CP512 Collection
CP513 Submission
CP514 Position and Aids of the Driver
CP515 Dress
CP516 Arena and Exercise Areas
CP517 Tests
CP518 Execution of the Tests
CP519 Time
CP520 Marking
CP521 General Impression
CP522 Classification and Scoring
CP523 Ground Jury
CP524 Technical Delegate
CP525 Responsibilities of Organizer
CP526 Abuse
CP527 Equipment
APPENDIX CP-DR-A. ABBREVIATIONS USED IN SCRIBING FOR A JUDGE
APPENDIX CP-DR-B SMALL AND LARGE ARENAS
APPENDIX CP-DR-C. DRIVEN DRESSAGE TESTS

CHAPTER CP CARRIAGE PLEASURE DRIVING DIVISION

SUBCHAPTER CP-1 INTRODUCTION AND DEFINITIONS

CP101 Introduction

1. For rules on specific types of competition, reference should be made to the following subchapters of the USEF Rulebook:
   Rules for Pleasure Driving Competitions (SUBCHAPTER CP-1 through CP18)
   Rules for Driven Dressage Competitions (SUBCHAPTER CP-20)
   Rules for Coaching (SUBCHAPTER CP-19)
2. Organizers of recognized events may limit entries, refuse any entry, cancel, combine or divide a class, alter the proposed time schedule or substitute officials if necessary.
3. Disabilities – Competitors with a disability shall submit certification from a physician's office on a physician's official letterhead that identifies the nature of the disability and accommodation required. This certification must be submitted to the competition secretary along with the competitor's entry form. A copy of the certification must be available to the Steward or Technical Delegate at the competition. If electronic communication to the rider or driver is the required accommodation, the person communicating to the competitor in the ring must sit next to a competition official.

CP102 Definitions of Term

1. The term "horse" used herein in a general sense refers to any equine.
2. "Competitor" / "Athlete" – the person identified as the "Driver" on an Entry Form. The term "driver" used herein refers to the person controlling the reins and whip and brake.
3. The term "groom" used herein refers to the person capable of assisting in the event of difficulty.
4. The term "Organizer" used herein refers to the person(s) responsible for organizing and running the competition.
5. The term "turnout" used herein refers to the combination of driver, horse(s), groom(s) and vehicle exhibiting in USEF classes or competitions.
6. Junior and adult drivers are defined as follows: The age of an individual on December 1st shall be maintained until November 30th of the following year. Persons born on December 1st shall assume the greater age on that date.

COMPETITION AGE *		MUST HAVE KNOWLEDGEABLE ADULT HORSEMAN ON VEHICLE
Junior A	10 and under	Yes
Junior B	11 - 13	Yes Exception: for single use in a securely enclosed arena, adult horseman required at organizer discretion
Junior C	14 - 18	Organizer discretion unless otherwise required by the rules.
Adult	19 and over	No
*age reached during the current calendar year		

7. When the terms “prohibited,” “not permitted,” “mandatory,” “obligatory” or “required” are used in these rules, any competitor who fails to comply must be eliminated or disqualified by the judge, unless another penalty is stipulated.
8. When the terms “must” or “shall” are used in these rules, and no penalty is prescribed, any competitor who fails to comply must be severely penalized by the judge.
9. When the term “should” is used in these rules, any competitor who fails to comply shall be penalized at the judge’s discretion.
10. “Headgear” refers to protective headgear that meets the requirements in GR801.
11. “Entry” is a turnout participating in an event or show, usually defined by the Organizer as the combination of the horse, vehicle, and driver.
12. Omnibus” – Every use of the term Omnibus herein shall also mean Prize List if one is published.
13. “Event/Show” is the entirety of activities, classes, competitions or combinations thereof, commencing and concluding as defined by the Organizer in the Omnibus/Prize List.
14. “Competition” is the competitive activities of Divisions/Classes or combinations within the Event/Show.
15. “Division” is a group of Entries, combined according to various criteria, including but not limited to driver and/or horse, experience, configuration, turnout, animal size, animal or driver gender, vehicle style, breed, etc.
16. “Class” is an activity by Entries, judged according to criteria specified in the Omnibus/Prize List.
17. “Hors de Concours” – An entry designated as “Hors de Concours” (HC) participates with the approval of the organizer. An HC entry is a non-competing entry, subject to all rules, and is not eligible for awards, placings or points in any class or championship. For the purpose of class entry totals affecting the Maiden, Novice or Limit status of horses or drivers, HC entries do not count.

SUBCHAPTER CP- 2 CONDUCT AND ABUSE

CP103 Conduct

1. All participants in a recognized competition are obliged to conduct themselves in an orderly manner and in the best interest of the Federation. Organizer shall bar violators from further participation for the remainder of the competition and report the incident to the Federation for any further disciplinary action deemed necessary. For further information, see GR702.
2. Warning Cards (See GR1037)

CP104 Abuse

1. Abuse of any animal by any person at a recognized competition is forbidden and an offender is subject to disqualification. (see GR838)
2. All animals must be serviceably sound, and must not show evidence of lameness, broken wind, physical distress or impairment of vision in both eyes. In the case of an appeal on this ground, the judge will have the animal in question examined by the official veterinarian or designee for a decision by the judge or jury which will be final.
3. The Federation neither encourages nor discourages dogs accompanying an entry. Unless allowed by class rules, dogs are not allowed to run alongside, behind or under the vehicle during competition. In no circumstances may a dog be tied or in any way attached to the vehicle.
4. Caged or tethered animals are not allowed as part of or along the path of an obstacle course.

SUBCHAPTER CP- 3 SAFETY

CP105 Responsibilities of Drivers and Officials

1. All persons involved in the competition: drivers, passengers, grooms, officials, spectators, etc., should keep safety foremost in their minds. Having the horse under control at all times is a safeguard not only for a driver and their passengers, but for everyone involved in the sport.
2. The judge must eliminate from a class or competition, or disqualify from an event, any entry with an unsafe vehicle, unruly horse(s) or driver clearly without sufficient control.
3. In the case of an accident, a safety inspection by the TD, judge, or event safety inspector of the vehicle and/or harness and horse(s) involved before allowing further use at the event is required.
4. It is the responsibility of each driver to ensure that harness and vehicle are in good repair and structurally sound.
5. It is the responsibility of each driver to ensure that their horse or horses are physically fit to fulfill the tasks required of them.
6. The driver should always be the first person to enter the vehicle and the last to leave. Passengers must never be left on the vehicle while the driver is dismounted unless the passenger has taken control of the reins.
7. It is strongly recommended that no turnout should rely solely on a groom or other attendant standing on the ground to control the horse or horses, with the exception of hitching and/or unhitching. If a driver dismounts for any reason other than to make minor adjustments to harness, vehicle, or to unhitch, the reins should be given to a driver seated on the vehicle.
8. Drivers should strive to maintain a safe distance from other vehicles during the competition and in the warm-up and parking areas.
9. All rules of the road should be observed unless uniformed officials direct otherwise.
10. The Technical Delegate should inspect any pleasure drive, cross country course or obstacle course at a time early enough to allow any changes or alterations to conform with the rules and directives for safety and driveability. The Technical Delegate must bear in mind that alterations to any course are only in order if the plan violates a specific rule or is clearly undriveable or unsafe.
11. At all times while in a carriage, all Juniors must wear properly fastened protective headgear. Headgear must be properly fitted with harness secured. Failure to comply while competing may result in elimination. Failure to comply after being notified to do so by an Official may result in a Warning Card and/or Disqualification. See GR801.
12. Protective headgear is not required in any class in the Carriage Pleasure Division unless stated otherwise within these rules. Use of protective headgear cannot be penalized. All competitors are encouraged to use protective headgear for all competitions. Whenever the rules stipulate that “hat” or “cap” or “headgear” is required, protective headgear may be worn without penalty.
13. For rules regarding showing under judges, see GR1304; for rules regarding conflicts of interest for judges see GR1039.
14. A judge may officiate over entries (competitors and/or animals) who attended group clinics at the competition if:
    a. The clinic is open to all competitors and animals entered. The clinic is advertised and available to all possible entrants.
    b. During the clinic the judge does not drive any animal that is entered in the competition.

CP106 Responsibilities toward the Horse

1. Failure to comply with the following may incur elimination or disqualification.
    a. Whenever fully put to or being taken out of a vehicle, a horse must wear a bridle with reins attached to the bit and passed through the saddle terrets. Exception:
        1. Once a horse is fully harnessed to a vehicle, one rein at a time may be adjusted.
        2. Horses in multiple hitches must have at least one rein attached to the bit while being harnessed to a vehicle.

b. The horse must never be left unattended while put to a vehicle.

SUBCHAPTER CP-4 THE DRIVER

CP107 Style of Driving

The driver should be seated comfortably on the box so as to be relaxed and effective. Either the one- or two-handed method of driving is acceptable. Common to both methods, the elbows and arms should be close to the body with an allowing but steady hand enabling a consistent “feel” of the horse’s mouth. Drivers should not be penalized or rewarded for using one style over another.

CP108 Use of the Whip; Performing a Salute

1. An appropriate whip must be carried in hand at all times while in a class. The thong on the whip must be long enough to reach the shoulder of the farthest horse and could be penalized at judge’s discretion. (Exception: Obstacles CP207.2)
2. The whip salute should be performed as follows:
3. Drivers shall take the reins in the left hand and position the whip, held in the right hand with the handle in front of the face, to a vertical or a horizontal position.
4. Alternatively, a gentleman shall place the whip and reins in the left hand and remove their hat with the right hand, letting the right arm drop loosely along their body. When wearing protective headgear, gentlemen shall perform the salute as described above in Section (a).
5. No salute is required before competing in any Obstacle Driving class. Driven Dressage – Refer to SUBCHAPTER CP-20

BOD 06/17/2025 Effective 12/01/2025

CP109 Outside Assistance

1. Only the driver may handle the reins, whip, or brake during a competition. Failure to comply incurs elimination.
2. No change of driver is permitted, except where specified in class description (i.e. Double Jeopardy Obstacles).
3. Drivers receiving outside assistance after the judging has begun will be penalized at the judge’s discretion or as specified by class rules unless that assistance has specifically been allowed.
4. Outside assistance which requires elimination includes, but is not limited to:
   a. The use of auxiliary mechanical electronic devices other than clocks or watches (eg. GPS devices, speedometers, heart rate monitors, etc.) on the vehicle.
   b. Directing the driver in any way except as permitted by the rules.
   c. Anyone other than the driver handling the reins, whip or brake.

CP110 Waivers of Rules

1. The rules pertaining to attire may be waived by judges and organizers due to local conditions.
2. Drivers requesting a waiver must have the extraordinary circumstances approved by a judge and show Organizer.

CP111 Dress of Driver, Grooms and Passengers

1. Drivers and passengers should be dressed conservatively according to the style of the present day. (Exception: Commercial Turnout). Any attempt to introduce period costumes or gaudy trappings is discouraged.
2. Dress for the driver should conform to the type of turnout (i.e. Formal, Park, Country, Sporting).
3. Long sleeves and brown leather gloves are suggested for all drivers and passengers in pleasure driving classes.
4. Gentlemen must wear a coat or jacket while appearing in any class unless excused from doing so by the judge and/or show organizer. When accepting awards, gentlemen are requested to remove their hats.
5. Ladies must wear a conservative dress, tailored suit, or slacks. Floppy hats are discouraged.
6. Unless otherwise specified, the driver shall wear a hat, an apron or knee rug and gloves.
7. Protective headgear may be worn without penalty in all classes.
8. Sunglasses may be worn without penalty.

SUBCHAPTER CP- 5 GROOMS AND ATTENDANTS

CP112 General

Groom requirements are listed for:

Pleasure Driving under CP209

Driven Dressage under CP515.

Where grooms or passengers are required, they must be closely available and capable of rendering assistance at all times. Failure to comply may incur elimination from a class or competition, or disqualification from an event.

SUBCHAPTER CP- 6 THE HORSE

CP113 Eligibility

1. The driving horse may be of any breed, color or size so long it is capable of performing the required gaits. In Pleasure Driving Competitions, the minimum age for a horse to be allowed to compete is three years of age. It is encouraged that 3 year olds be restricted to competition in maiden, novice or limit classes and not be allowed to cross enter into other divisions. In pairs and multiple turnouts the restrictions should be applied considering the age of the youngest horse. Restrictions must be clearly stated in the prize list/Omnibus. For competition purposes, any horse is considered to be one year old on the first day of January following the actual date of foaling.
2. Horses must be serviceably sound and must not show evidence of lameness, broken wind or impairment of vision in both eyes. (CP104).
3. In all levels of all Federation licensed Pleasure Driving competitions and in the case of any other Federation rule as it relates to the Pleasure Driving discipline as the context permits it, the term “horse” shall also include mules, donkeys, asses, miniature horses and draft breeds.
4. Junior, maiden, novice and limit drivers are prohibited from driving stallions.
5. Where entries warrant, the organizer is encouraged to offer special classes or divisions for those animals mentioned above and for gaited horses which do not naturally trot. In those cases of non-trotting horses, the term “intermediate gait” may be used in place of “trot”.
6. An entry designated as “Hors de Concours” (HC) only participates with the approval of the organizer. An HC entry is a non-competing entry, subject to all Federation rules, and is not eligible for awards, placings or points in any class or championship. For the purpose of class entry totals affecting driver or horse, Maiden, Novice or Limit status, HC entries do not count.

CP114 Classification by Size

1. Horses over 14.2 hands in height will be classified as a horse. 14.2 hands and under will be classified as a pony. Those under 99cm (9.3 hands /39”) will be classified as VSE (Very Small Equine).
2. In some competitions the pony division may be divided. Small ponies not to exceed 12.2 and under (50”/127cm) and large ponies will be over 12.2 (50”/127cm), not to exceed 14.2 (58”/147.32cm).
3. A registered horse of a breed permitting horses to be 14.2 or under (i.e. Arabian, Morgan, Quarter Horse, etc.) may show as a horse, but not as a horse and a pony at the same competition.
4. A pair or multiple turnout must be shown in the classes or divisions which accommodate the tallest horse or pony.
5. Very small equines are open to any horse 39” or under.
6. Very small equines may be combined with ponies/horses in existing pleasure driving classes, or at the discretion of Show Organizer and where sufficient entries allow, may be shown in their own division.
7. A Federation measurement card or form is not required for entry into Lite classes restricted by the height of the horse or pony. However, horses and ponies must be within the correct height range when competing in classes restricted by height.

CP115 Turnout for the Horse

1. Braiding of the mane is optional. Any mane, tail or fetlock trimming may conform to breed standards. Tails are not braided.
2. The application of supplemental hair to mane or tail is prohibited. A tail set or use of any foreign substance to induce a high tail carriage is prohibited.
3. It is prohibited to tie a tail to a vehicle or harness.
4. If shod, horses should be suitably shod for pleasure driving.
5. Boots - Bell boots, shin boots and wraps are allowed in Obstacle classes and Pleasure Drives. They may be allowed at the discretion of the judge in other classes due to adverse weather, except Driven Dressage. Boots protecting the sole of the foot are allowed in any class.
6. Appendix CP-C. Refer to Turnout and Appointments for additional information on turnout for different types of vehicles.

BOD 06/17/2025 Effective 12/1/2025

SUBCHAPTER CP- 7 THE HARNESS

CP116 Driver’s Responsibility

It is the driver’s responsibility to see that the harness is in good condition, is clean and fits properly.

CP117 Style of Harness

1. The Federation recognizes specific national types of harness.
2. Bridles should fit snugly to prevent catching on the vehicle or other pieces of harness. A throatlatch and a full noseband is mandatory. A bridle with reins attached and passed through the saddle terrets must be in place whenever a horse is put to a vehicle. Under no conditions shall a bridle be removed from a horse while it is put to a vehicle. Failure to comply incurs elimination. The horse must never be left unattended while put to a vehicle. Failure to comply incurs elimination. The use of gullet straps is acceptable.
3. Black harness is considered appropriate with painted vehicles, with shaft and pole trimmings done in black. It is also considered appropriate with a natural wood vehicle with iron parts painted any color except brown. Shaft and pole trimmings, dash and fenders are done in black.

4. Russet harness is considered appropriate with natural wood vehicle with brown or black iron, painted vehicle with natural wood panels with any color iron or vehicle that is painted brown with brown iron. Shaft and pole trimmings should match the harness.
5. All metal furnishings should match, be secure and polished.
6. Breast collars are appropriate with lightweight vehicles.
7. Full collars are suggested for heavy vehicles such as coaches, breaks, phaetons, dog carts, etc. In all pleasure driving classes, collars on the four-in-hand leaders are not to be tied together.
8. A correctly-fitting harness saddle is important for the comfort of the horse. A wide saddle is suggested for two-wheeled vehicles, as more weight rests on the horse's back. Narrower saddles are more appropriate for four-wheeled vehicles.
9. Standing Martingales are allowed for Stanhope, Park Gate Gig and George IV Phaetons.
10. Check reins and martingales (except false martingales) are prohibited in Obstacle classes. Failure to comply incurs elimination. In other classes, check reins and martingales may be appropriate for certain vehicles. See Appendix CP-C Turnout and Appointments.
11. The tying of tongues is prohibited.
12. Nasal strips are prohibited.
13. The use of kicking straps is considered permissible in pleasure driving classes but they should match the harness being used.
14. Flash nosebands are strongly discouraged in all pleasure driving classes.

CP118 Bits

A bridle with reins attached to a bit is required for each horse. Bit burrs, gag bits and wire bits of any type are not permitted in Federation driving competitions.

SUBCHAPTER CP-8 THE VEHICLE

CP119 Driver's Responsibility

It is the responsibility of the driver to see that the vehicle is in good repair and is structurally sound. All persons involved in the competition, drivers, passengers, grooms, officials, spectators, etc. should keep safety foremost in their minds. Having the horse under control at all times not only is a safeguard for the driver and their passengers, but for everyone involved in the sport.

CP120 Style/Eligibility

1. Drivers should strive to present an appropriate turnout. "Appropriate" indicates the balance and pleasing appearance of the combination of horse and vehicle. Factors determining the above include compatible size, type and weight of horse and vehicle. The way of going of the horse may also affect the overall appearance, i.e., a high-actioned horse is more suitable for a formal vehicle; the low-going, ground-covering horse presents a more pleasing appearance put to a road or country-type vehicle.
2. Wire wheeled and pneumatic tired vehicles may be permitted in the following classes providing it is stated in the prize list:
   a. If it is the competition's first year as a licensed competition
   b. In all pleasure driving classes if the vehicle is an antique wire wheeled vehicle (long wire spokes, hard rubber tires)
   c. In maiden, novice and junior pleasure driving classes.
3. Organizer may allow the use of more than one vehicle under the same entry number. This must be clearly stated in the prize list.
4. Vehicles designed to be servant driven or commercial vehicles and harness are only eligible in classes restricted to their type unless specifically stated in the prize list.

5. Competition Organizer may elect to restrict combined driving marathon vehicles from participation in pleasure driving classes.
6. All pair entries must be driven to a four wheel vehicle except a Curricle or Cape Cart with appropriate harness.
7. Refer also to CP206.

SUBCHAPTER CP-9 PLEASURE DRIVING COMPETITIONS

CP201 Judges and Technical Delegates

1. Judges
   a. A Federation Carriage Pleasure Driving Judge must officiate at Federation Licensed Pleasure Driving Competitions. For Guest Card eligibility and restrictions, see GR1005.9
   b. A judge may not serve as the Course Designer of the same event. For additional restrictions, refer to GR1304 and GR1040.
   c. For Driven Dressage, refer to CP253; for Coaching, refer to CP301.3.
2. Technical Delegates (See also GR1034)
   a. A Carriage Pleasure Driving Technical Delegate must officiate at Federation-licensed open pleasure (carriage) driving competitions and for Federation Regular Member competitions that have more than 15 carriage driving classes.
      1. For additional restrictions, refer to GR1304.
3. Judges' decisions representing their individual preferences are not protestable. Inquiries concerning irregularities or incidents during the Event/ Show and the outcome of Carriage Pleasure Driving classes for technical reasons may be made at any time during the competition. Objections must be made to the Technical Delegate no more than one hour after the posting of class results.
4. Veterinarians: Refer to GR1211.5

CP202 Name of Class

Class described in the Federation Rulebook, the class must be conducted as stated. If the Organizer wishes to alter a class to fit "house rules" the name of the class must be different than the name in the Rulebook to avoid confusion with the ADS Rulebook class specifications. Such classes should be clearly explained in the Omnibus or Prize List. (GR902-GR904) and must include the "house rules" and judging criteria. These conditions should conform to the spirit and intent of the Federation general rules for safety, conduct and cruelty. (SUBCHAPTER CP-3). Pleasure driving, dressage and combined driving competitions may be offered at the same event.

CP203 Entry

1. Unless otherwise specified in the Prize List/Omnibus an entry is defined as a combination of horse(s), vehicle and driver and must be assigned a specific entry number. In the event that a vehicle is disabled or judged unsafe to start or continue, the substitution of another vehicle must be approved by an official. Organizer may allow changes of an entry (i.e., using a different vehicle for cones while still compiling points for a Championship. This must be stated in the prize list).
2. All entries must have an entry number before entering any class. It is the driver's responsibility to display the proper number for the turnout entering the ring or obstacle course. No award will be given to an Entry competing with an incorrect entry number or while participating without a number.
3. An Entry may drive Hors de Concours (HC) in any class offered as part of a competition at the discretion of the Organizer (See also CP102).

CP204 Division of Large Classes (See also CP113)

1. Large classes may be split by the judge, technical delegate or Organizer if conditions warrant.
2. The size of the ring should determine if a class should be split. Unless the ring is very large, classes of more than 14 entries should be split. In a small ring, classes may need to be split at a lower number of entries.
3. The judge and/or Organizer have the discretion as to how the division is made, keeping the following in mind, when applicable:
   a. separation of singles, pairs and multiples;
   b. separation of horses and ponies;
   c. separation of two and four-wheeled vehicles.
4. The organizer has the option to have final placings determined by working off the leaders of each section of split classes or by awarding duplicate ribbons and/or trophies for each section as if they were separate classes.

CP205 Driver's Responsibility

1. Excessive use of the voice, shouting or whistling to the horse may be penalized at the judge's discretion. The driver should strive to control the horse's movements with discreet use of vocal aids.
2. It is the responsibility of the driver to see that the driver and all attendants and passengers are appropriately attired for the class in question and that the horses are properly presented.
3. The driver must be prepared to enter the ring or obstacle course area when their class is called. After a reasonable wait, the Organizer may announce that a one minute time limit will be invoked. When the appropriate time has elapsed, the gate or course will be closed and any entry not in the ring or at the course start will be excluded from the class. The Organizer may delay the start of any class for any reason.
4. No turnout should rely solely on a groom or other attendant standing on the ground to control the horse/horses with the exception of hitching and/or unhitching. If a driver dismounts for any reason other than to make other adjustments to harness, carriage, or to unhitch, the reins should be given to the driver seated on the vehicle.
5. Drivers should strive to maintain a safe distance from other vehicles both during the competition, in the warm-up and parking areas.
6. In the case of an accident or equipment failure which necessitates repair or readjustment, all grooms or passengers carried on the vehicle must dismount the vehicle. They should not remount until the problem has been corrected or the turnout deemed fit to continue. The exception would be in the case of a minor adjustment (e.g., trace down) only the necessary groom need be put down. Appropriate penalties will be assessed according to class specifications.
7. All entries are expected to conform to the spirit and intent of the rules for safety.
   It is the responsibility of each driver to ensure that harness and vehicle are in good repair, structurally sound, and safe for competition conditions. Turnouts without braking mechanisms (such as breeching, brakes, or tug stops with wrap girths) may be restricted from certain classes for safety reasons. Entries must not start any class with an unsafe turnout. The judge must eliminate an unsafe entry from any class. Repeated offenses may incur disqualification.
8. It is preferred that the driver sit on the right-hand side of the vehicle unless construction of vehicle prevents this.
9. No change of driver is permitted except where specified in class conditions (e.g., Double Jeopardy Obstacles).
10. Outside Assistance - Drivers receiving outside assistance after the judging has begun will be penalized at the judge's discretion or as specified by class rules unless that assistance has been specifically allowed (example: assistance of groom/passenger heading a horse in a line-up or groom/navigator on a Pleasure Drive).
    a. While competing, outside assistance which incurs elimination includes but is not limited to the following:
       1. the use of auxiliary mechanical or electronic devices other than clocks or watches (e.g., GPS devices, speedometers, heart rate monitors, etc.) on the vehicle;

    2. directing the driver in any way except as permitted by the rules;
    3. anyone other than the driver handling the reins, whip, or brake.
  b. Outside assistance indicating a judge's signal has been given is allowed.

CP206 Vehicles

1. Combined Driving marathon type vehicles are allowed at the discretion of the Organizer as published in the Omnibus.
2. Wire-wheeled and pneumatic-tired vehicles may be permitted only at Organizer's discretion and must be specified in the Omnibus / Prize List. Exception: antique vehicles with long wire spokes and hard rubber tires are allowed in all classes.

CP207 Turnout

It is the responsibility of the driver to see that the driver and all attendants, grooms, passengers and horses are appropriately attired and turned out for the class in question. Refer to Appendix CP-C. Turnout and Appointments for additional information.

1. Attire for drivers, grooms, and passengers:
   a. Drivers: Dress should conform to the type of turnout (i.e., Formal, Park, Country, Sporting, Commercial). Less traditional attire (example: Combined Driving Marathon attire) may be appropriate only if it is specifically allowed in the class description, otherwise a penalty or elimination may result. Except for certain commercial turnouts:
      1. Gentlemen must wear a coat or jacket while appearing in any class unless excused from doing so by the judge and/or Show Organizer. When accepting awards, gentlemen are requested to remove their hats.
      2. Ladies must wear a conservative dress, tailored suit, or slacks. Floppy hats are discouraged.
      3. Unless otherwise specified, the driver shall wear a hat, an apron or knee rug and gloves. See Appendix CP-C. Turnout and Appointments.
   b. Grooms: Grooms of either sex may wear stable livery in any but the more formal vehicles where full livery is appropriate. Where it is specifically allowed in the Omnibus/Prize List or class description, less formal attire may be appropriate, but it should always be neat and clean. In all competitions, grooms shall wear a hat or protective headgear.
      1. Stable Livery consists of one of the following:
         a. A conservative suit, white shirt, dark tie, derby, dark shoes and leather gloves.
         b. A conservative jacket, jodhpurs or drill trousers, jodhpur or paddock boots, white shirt, stock or four-in-hand tie, leather gloves, derby or conservative cap.
         c. Full Livery consists of a close-fitting body coat with buttons of yellow or white metal to match the furnishings of the harness used (if possible), white breeches, black boots with tan tops, white stock, black top hat and brown leather gloves. The color of the coat remains the owner's preference, but preferred colors are conservative in nature and, where possible, complementary to the color of the vehicle.
   c. Passengers: Dress should conform to the type of turnout (i.e., Formal, Park, Country, Sporting). Except for certain Coaching and Commercial turnouts, all passengers should wear a hat, an apron or knee rug, and gloves.
2. Whip:
   a. While in a class a whip must be carried in hand at all times. Failure to abide by this rule must result in elimination.
   b. The thong of the whip must be long enough to reach the shoulder of the farthest horse. Failure to abide by this rule may result in a penalty.
   c. A whip with its thong tied in a manner that renders it incapable of reaching the farthest horse is not permitted. Failure to abide by this rule may result in a penalty.

3. Harness
   a. The harness should be in good condition, clean, fit properly and be appropriate for the style of vehicle.
   b. Bridles should fit snugly to prevent catching on the vehicle or other pieces of harness.
   c. A throatlatch and a full noseband are mandatory. A full noseband is defined as a noseband fully encircling the nose. Flash nosebands are strongly discouraged in pleasure driving classes. The use of gullet straps is acceptable.
   d. Black harness is considered appropriate with:
      1. painted vehicles;
      2. natural wood vehicle with iron parts painted any color except brown;
      3. dash, fender, shaft and pole trimmings should match the harness.
   e. Russet harness is considered appropriate with:
      1. natural wood vehicle with brown or black iron;
      2. painted vehicle with natural wood panels with any color iron; or
      3. vehicle that is painted brown with brown iron;
      4. dash, fenders, shaft and pole trimmings should match the harness.
   f. The collars of four-in-hand leaders are not to be tied together.
   g. Boots – Bell boots, shin boots and wraps are allowed in Pleasure Drive and may be allowed at the discretion of the judge in other classes due to adverse weather. Boots protecting the sole of the foot are allowed in any class.
   h. Standing martingales are allowed for Stanhope or Park Gate Gig vehicles and George IV Phaetons, except in obstacle classes.
   i. Check reins and martingales (except false martingales) are prohibited in Obstacle classes. Failure to comply will incur elimination. In other classes, check reins and martingales may be appropriate turnout for certain vehicles. See Appendix CP-C. Turnout and Appointments
   j. Kicking straps are permissible but they should match the harness being used.
4. Protective Headgear: All juniors in all competitions must wear properly fastened protective headgear. It must be properly fitted with harness secured. Failure to comply will result in elimination. All competitors, attendants, grooms and passengers are encouraged to use of protective headgear. See GR801.
5. Additional Safety Equipment: Body protectors are optional for all participants and are not to be penalized.

BOD 06/17/2025 Effective 12/01/2025

CP208 Leaving Classes

1. No entry may leave the class after judging has begun without permission from the judge.
2. Entries excused from any class must leave as instructed by the ringmaster or judge.
3. Disqualify –A Competitor, Horse, or Entry may be disqualified for being in violation of the rules at any time.
   a. Those who have been disqualified are prohibited from taking further part in the event and may be required to forfeit all prizes won at the event.
   b. Subsequent disciplinary action may be taken by the Federation.
4. Eliminate – An entry may be eliminated from a competition as a penalty for contravening certain rules.
   a. Elimination is listed with other penalties but it should be assumed that it may be applied where no other specific penalty is prescribed.
   b. An eliminated entry is not eligible for an award in the competition from which it is eliminated; however, the entry remains eligible to compete in the remaining competitions of the show.
5. Retire – An entry not wishing to continue in any competition for any reason may ask the judge for permission to retire. A retired entry is not eligible for an award in the competition from which it has retired; however, the entry remains eligible to compete in the remaining competitions of the show.
6. Withdraw – An entry not wishing to continue competing for any reason may withdraw from the show. A withdrawn entry is not eligible to compete in the remaining competitions of the show.

CP209 Groom/Passenger

1. Minimum requirements:
   a. Four-in-hand and unicorn turnouts (except VSE): two grooms or passengers capable of rendering assistance at all times. Failure to comply must result in elimination.
   b. Pairs, tandems, VSE four-in-hand and unicorn turnouts: one groom or passenger capable of rendering assistance at all times. Failure to comply must result in elimination.
   c. Single horse and pony turnouts: A groom/passenger is optional.
2. Passengers must be appropriately dressed and must wear a hat or protective headgear. (See GR801).
3. Grooms or passengers are not allowed to leave their respective positions on the vehicle while it is in motion or attempt to correct a problem without first being put down. Failure to comply will incur elimination. Exceptions: Grooms dismounting to head the horses immediately prior to a halt or shifting weight to aid balance to prevent an accident is permissible. Minor adjustments to harness may be made upon permission from the judge. A groom/passenger riding on the vehicle may be put down to assist with the adjustment without penalty except in dressage and obstacle classes. (See CP245)
4. After judging begins, no attendant may enter the arena without the permission of the judge except in the case of accident or to prevent an accident.
5. Leading a turnout into the ring or obstacle course start is considered outside assistance and is not permitted.
6. Grooms may not stand behind the driver. If the vehicle does not permit the groom to sit behind the driver, permission must be obtained to allow the groom to sit beside the driver in obstacle classes. In pleasure ring classes (turnout, working and reinsmanship) a groom/passenger may sit beside the driver.
7. When a groom or passenger is put down to head the horse or horses during a line-up, they must remount when the driver moves off. This includes individual tests. Failure to comply should be penalized. (Exception: Receiving awards)
8. A knowledgeable adult horseman must accompany all Junior A and B drivers, and Junior C drivers driving pairs or multiples. (See CP102)

SUBCHAPTER CP-10 – CLARIFICATION OF GAITS

CP210 Description of Gaits

The following descriptions constitute the approved standard for performance of each of the required gaits in a pleasure driving competition. Cantering and galloping are not allowed unless clearly stated in the prize list. Organizer is strongly encouraged not to allow cantering or galloping in any class unless it is held in a securely enclosed area.

1. Walk – A free, regular and unconstrained walk of moderate extension is ideal. The horses should walk energetically, but calmly, with even and determined pace. The walk is a four-beat gait.
2. Trot – The trot is a two-beat, diagonal gait.
   a. Slow Trot: The horse should maintain forward impulsion while showing submission to the bit. The trot is slower and more collected, but not to the degree required in the dressage collected trot. However, the horse should indicate willingness to be driven on the bit while maintaining a steady cadence.
   b. Working Trot: This is the pace between the strong and the slow trot and more round than the strong trot. The horse goes forward freely and straight; engaging the hind legs with good hock action; on a taut, but light, rein; the position being balanced and unconstrained. The steps should be as even as possible. The hind feet touch the ground in the foot prints of the fore feet. The degree of energy and impulsion displayed at the working trot denotes clearly the degree of suppleness and balance of the horses.
   c. Strong Trot: This is a clear, but not excessive, increase in pace and lengthening of stride while remaining well balanced and showing appropriate lateral flexion on turns. Light contact to be maintained. Excessive speed will be penalized.

3. Halt – Horses and vehicle should be brought to a complete and square stop without abruptness or veering. At the halt, horses should stand attentive, motionless and straight with the weight evenly distributed over all four legs and be ready to move off at the slightest indication from the driver.
4. Reinback – Reinback is defined as a backward movement in which the legs are raised and set down simultaneously in diagonal pairs. To be performed in two parts:
   a. The horse must move backward at least four steps in an unhurried manner with head flexed and straight, pushing the vehicle back evenly in a straight line. The driver should use quiet aids and light contact.
   b. Move forward willingly to former position using the same quiet aids.
   c. Road Coaches and Park Drags are not to be asked to back up in the show ring.
5. Canter – A controlled three-beat gait consisting of three evenly spaced footfalls followed by the “suspension” phase when all four legs are off the ground. The three beats and suspension are considered one stride.
6. Gallop – A four-beat gait, faster than a canter.
7. Stride – A stride is defined as the cycle of movements that is completed when the horse’s legs regain their initial positions. Length of stride refers to the amount of ground covered by an entire sequence.
8. Intermediate Gait – Breed-specific gaits will be used in divisions for non-trotting breeds.
9. In Pleasure classes for mules and donkeys, the gaits are walk, slow trot, and working trot.
10. In Pleasure classes for draft equines, gaits may be limited to walk, slow trot, and working trot at the discretion of the organizer as published in the Omnibus/Prize List.
11. Park Class Gaits – To be called for only in Park classes.
    a. Park Walk: A four beat, collected gait with good action and animation. It should have snap and easy control and be performed with great style, elegance and airiness of motion while displaying the good manners of the horse(s).
    b. Park Trot: A two beat, diagonal gait performed in a collected manner with excessive speed to be penalized. The horse’s energy should be directed toward animation rather than speed.
    c. Show Your Horse: At this command, the driver has the privilege of showing the Park Driving Horse(s) to its (their) best advantage at the trot, but speed will be penalized.

SUBCHAPTER CP- 11 – DIVISIONS

CP211 Divisions Based on the Horse

1. If otherwise eligible, all equines are allowed to compete at any Federation Carriage Pleasure Driving competition unless restricted by the organizer. Such restrictions must be published in the Omnibus/Prize List.
2. Horses over 14.2 hands in height will be classified as horses; those 14.2 hands and under will be classified as ponies. Exception: A registered horse of a breed permitting horses to be 14.2 or under (e.g., Arabian, Morgan, Quarter Horse, etc.) may show in either division but only one size division at the same show (i.e., as a pony or a horse).
3. The pony classes or divisions may be divided. Suggested size divisions:
   a. Small pony – not to exceed 12.2 hands (50” / 127 cm)
   b. Large pony – over 12.2 hands (50” / 127 cm), not to exceed 14.2 hands (58” / 147.32cm)
4. Very Small Equines (VSE) – under 9.3 hands (39” / 99cm)
5. Draft Equine – Draft Equine classes or divisions may be divided. Suggested divisions:
   a. Draft Pony – Under 14.2 hands, approximate weight less than 1200 pounds
   b. Draft Small – 14.2-16.2 hands, approximate weight 1200-1600 pounds
   c. Draft – over 16.2 hands, approximate weight greater than 1600 pounds
6. Classes for divisions offered for donkeys and/or mules may be divided by size.
7. For gaited horses, refer to CP113.5.
8. A pair or multiple turnout must be shown in the classes or division which accommodates the tallest horse.
9. The minimum competition age for a horse to compete is three years of age.
   a. It is encouraged that three-year-olds be restricted to maiden, novice or limit classes and not be allowed to cross enter into other divisions.
   b. In pair or multiple turnouts the restrictions are to be applied considering the age of the youngest horse.

   c. Restrictions must be clearly stated in the Omnibus/Prize List.
10. Commercial for light or heavy horses to an appropriate commercial (SEE Appendix CP-C)

CP212 Divisions Based on the Driver

1. Age (i.e., Junior, Adult)
2. Gender (i.e., Ladies Driving Class, Gentlemen's Driving Class) Classes may be restricted to a specific age or open to all.

CP213 Divisions Based on Experience

Maiden, Novice or Limit status is effective as of the closing date of entries for all competitions.

1. Maiden – entries are ineligible for Maiden classes after winning a first place ribbon in a division at a USEF-licensed Carriage Pleasure Driving competition. (Stallions prohibited)
2. Novice – entries are ineligible for Novice classes after winning at least three (3) first place ribbons in a division at USEF-licensed Carriage Pleasure driving competitions (Stallions prohibited).
3. Limit – entries are ineligible for Limit classes after winning six (6) first place ribbons in a division at USEF-licensed Carriage Pleasure Driving competitions (Stallions prohibited).
4. Open Classes– open to all drivers, ponies and horses of any age, size or sex, regardless of previous awards received, in accordance with the division rules.
5. There is no qualification for the driver except as specified in division rules for the particular category or level of classes.
6. The title of class will specify whether the horse/pony is eligible for the Maiden, Novice, Limit or Open classes.

CP214 Other Divisions

Restrictions for any division must be specified in the Prize List/Omnibus. Other divisions may be offered including, but not limited to, the following:

1. Configuration of turnout – Single, Pair, Tandem, Unicorn, and Four-in-hand. If entries warrant, single vehicles may be split into two- and four-wheeled sections.
2. Vehicle type – Antique, two-wheel, four-wheel, specific vehicle type, etc.
3. Special Vehicle divisions – Organizers may define divisions by specific characteristics of and purposes for vehicles. Examples of special vehicle type descriptions:
   a. Marathon Division – open to marathon vehicles specifically built for the singular purpose of Combined Driving marathon use.
   b. Traditional Division – open to vehicles with the traditional profile of an identifiable type, to resemble the design of a carriage built prior to the First World War. Vehicle may be of modern materials, but must have traditional springing.
   c. Contemporary Division – open to vehicles designed for use as a show vehicle, constructed primarily of modern materials with features including but not limited to: metal wheels, flush hubs, metal framing, metal shafts, torsion or shock absorber suspension, etc.
4. Local – for drivers residing within or horses stabled within a specified local area.
5. Breed – by breed or type of horse.
6. Open: open to all drivers and horses

CP215 Championships

1. When a championship for a division and/or a show is awarded on points:
   a. All competitors must be given an equal opportunity to accumulate points.
   b. All sections/divisions included in the championship must have an equal number of classes.

2. Organizer is strongly encouraged to post a scoreboard in a prominent place, updated throughout the competition and at least 30 minutes prior to making championship awards.
3. If a tie in championship points is to be decided, the following will be used: the best placing in the Reinsmanship class (or Working class if Reinsmanship is not offered) or a work-off is required.
4. A tie for reserve may be decided by a coin flip if all parties agree. If not, a work off will be conducted.
5. Unless otherwise published in the prize list

Placings	Points
1	8
2	7
3	6
4	5
5	4
6	3
7	2
8	1

6. All placings are final one hour after the conclusion of the show. It is recommended that championship results are posted as soon as possible after conclusion of classes
7. If an Overall Championship is awarded, the highest point total of all entries will be the Overall Champion. For National HOTY points and awards, see GR1125.

SUBCHAPTER CP- 12 – CLASS SPECIFICATIONS

CP216 Turnout

1. A Pleasure Driving class in which entries are judged primarily on the performance and quality of each turnout.
2. To be shown both ways of the arena at a walk, slow trot, working trot, and strong trot. To stand quietly and to rein back.
3. To be judged:
   a. 70% on the condition, fit and appropriateness of harness and vehicle, spares and appointments, neatness and appropriateness of attire and overall impression.
   b. 30% on performance, manners and way of going.

CP217 Working

1. A Pleasure Driving class in which entries are judged primarily on the suitability of the horse to provide a pleasant drive.
2. To be shown both ways of the arena at a walk, slow trot, working trot and strong trot. To stand quietly, both on the rail and while lined up, and to rein back.
3. All entries chosen for a workout may be worked both ways of the arena at any gait requested by the judge.
4. To be judged:
   a. 70% on performance, manners and way of going of the horse(s).
   b. 20% on the condition and fit of harness and vehicle.
   c. 10% on neatness of attire.

CP218 Ladies' Driving Class

1. Entries are judged primarily on the suitability of the turnout for a lady with emphasis on manners.
2. To be shown both ways of the arena at a walk, slow trot, working trot, and strong trot.
3. Must rein back without resistance and must stand quietly at any location in the arena.

4. To be judged:
    a. 50% on manners, performance, elegance and suitability of the turnout for a lady.
    b. 25% on skill of the driver.
    c. 25% on overall impression.

CP219 Gentlemen's Driving Class

1. Entries are judged primarily on the suitability of the turnout for a gentleman with emphasis on manners.
2. To be shown both ways of the arena at a walk, slow trot, working trot and strong trot. May show a degree of boldness, but not excessive speed.
3. Must rein back without resistance and must stand quietly at any location in the arena.
4. To be judged:
    a. 50% on manners, performance and suitability of the turnout for a gentleman.
    b. 25% on skill of the driver.
    c. 25% on overall impression.

CP220 Park

1. A Pleasure Driving class in which entries are judged primarily on gaits. (CP210)
2. This class is limited to park type horses and ponies.
3. To be shown in an appropriate antique or antique type vehicle. This class (division) can also be offered for Park Vehicles.
4. To be shown both ways of the arena at a park walk, park trot, and "show your horse" (a smart trot without excessive speed). Entries should stand quietly in the line-up.
5. To be judged:
    a. 70% on, performance, quality of horse, and manners.
    b. 30% on overall impression.

CP221 Reinsmanship

1. A Pleasure Driving class in which entries are judged primarily on the ability and skill of the driver.
2. To be shown both ways of the ring at a walk, slow trot, working trot and strong trot. Drivers shall be required to rein back in the lineup.
3. All drivers chosen for a workout may be worked at any gait requested by the judge and may be asked to execute an appropriate test.
4. The driver should be seated comfortably on the box so as to be relaxed and effective.
5. Any style of rein handling is acceptable. Common to any method, the elbows and arms should be close to the body with an allowing but steady hand enabling a consistent "feel" with the horse's mouth.
6. To be judged:
    a. 75% on handling of reins and whip, control, posture, and overall impression of driver.
    b. 25% on the condition of harness and vehicle and neatness of attire.
    c. If a test is being asked for, then the class is to be judged 50% on the rail work and 50% on the test.

7. A list of tests maneuvers from which the judges may choose for individual workouts, including asking for any maneuver to be driven one handed are listed below. The test may include, but is not limited to, any of the following maneuvers at the judge's discretion.
a. To be asked for at any level of competition;
    1. Figure eight
    2. Circle (20-40 meter - to either left or right)
    3. Deviation from the rail
    4. Reinback (any reasonable number) steps, step forward (different reasonable number) steps
    5. Perform at a Trot (Slow Trot, Working Trot, or Strong Trot) a straight line down the rail. Halt Driver's Hub (or Front Wheel, Driver's side) at marker for 3-5 Seconds. Pick up the Trot (Slow Trot, Work Trot or Strong Trot) and return to the lineup.

6. Halt Driver's Hub (or Front Wheel, Driver's side) at marker
7. Salute from halt
8. Salute in motion
9. Drive length of the arena on the quarter line
10. Serpentine through cones
11. U-Turn
12. Catch a double thong (for four in-hand and coaching only)

b. In addition to the maneuvers above, the below maneuvers may be asked for at a National Championship competition level;

1. Figure eight with one loop driven one-handed
2. Circle (20-40 meter – to either left or right) driven one-handed
3. Deviation from the rail driven one-handed

BOD 06/17/2025 Effective 12/01/2025

CP222 Freestyle Reinsmanship

1. A Pleasure Driving class in which entries are judged individually on the skill of the driver's execution of a two-minute, self-designed driving test.
2. Eight required elements must be executed. The first element: enter/halt/salute, to be followed by these elements driven in any order: Walk, Slow Trot, Working Trot, Strong Trot, Halt (stand quietly), Reinback The final element, indicating the completion of the test: halt/salute/leave test area at a working trot. If an element is driven more than once, only the first occurrence will receive a score.
3. Entries must complete the test within the time limit. Time begins at the signal from the judge after the entry has entered the test area. If the entry exceeds the time limit, no signal will be given until 30 seconds after the time limit, at which time the entry will immediately leave the test area.
4. The organizer must publish in the Omnibus/Prize List a description of the competition area including approximate dimensions.
5. Prior to the start of the show, entries must submit to the Organizer a clearly composed, legible description and diagram of their test on the Freestyle Reinsmanship Form.
6. At organizer's discretion, music may be allowed.
7. Overall impression will decide ties.
8. Scoring: half-points may be used for scoring all elements.

Handling of reins and whip, control, posture	8 elements, maximum 10 points each
Overall Impression of the driver	maximum 10 points
Best possible total score is	90 points

9. Penalties:

Failure to perform any element	0 points
Exceeding the two-minute time limit	5-point deduction

SUBCHAPTER CP-13 CLASS SPECIFICATIONS: COMBINATION CLASSES

CP223 Introduction for Combination Classes

In combination classes the driver is asked to drive for a portion of the class and then to ride for the remainder of the class.

CP224 General Rules

1. The entry must be shown by the same person in all sections or by one in the drive section and another in the ride section(s) at Organizer's discretion. The conditions must be clearly explained in the Omnibus/Prize List.
2. Up to two grooms or attendants may assist with unharnessing and saddling.
3. The judge may not request entries to be re-harnessed after performing under saddle.

4. The bridle, bit, or reins must not be removed prior to the horse being completely unhitched from the vehicle. (See CP106.1a)
5. The judge may allow vehicles to remain in the arena or request that they be removed. If vehicles are removed, additional attendants may enter the arena to assist. If allowed to remain in the arena, a groom is permitted to attend the vehicle and wheel horse in a sporting tandem class.
6. Where protective headgear is required, it is the responsibility of the competitor (or parent or guardian in the case of a junior competitor) to see that the headgear complies with the current safety standards and is properly fitted and in good condition. (See GR801)
7. In combination hunter and sporting tandem classes, jumps must be adjusted for horses and ponies, regardless of whether they are competing separately or one against the other. Ponies jump 2'-2'6" and horses 2'6"-3'. (See CP114)
8. Riders must be provided a practice jump prior to any class in which jumping is required. A diagram of the course must be posted at least one hour before class time.

CP225 Drive and Ride

Single horse to be shown in two concurrent sections:

1. In Harness: To be shown to a suitable pleasure driving vehicle, both ways of the arena at a walk, slow trot, working trot, and strong trot. To stand quietly and to rein back.
2. Under Saddle: To be shown both ways of the arena at a walk, trot (or jog), and canter (or lope). To stand quietly and to rein back.
3. To be judged:
   a. 50% on performance, manners, way of going and suitability in harness.
   b. 50% on performance, manners, and way of going under saddle.

CP226 Combination Hunter

A Single horse entry to be shown in two or three successive sections:

1. In Harness: To be shown to a suitable pleasure driving vehicle, both ways of the arena at a walk, slow trot, working trot, and strong trot. To stand quietly and to rein back.
2. Under Saddle: To be shown under saddle both ways of the arena at a walk, trot, canter, and hand gallop. To stand quietly and to rein back. Additional tests may include mounting and dismounting, opening a gate, etc.
3. Over Fences: To be shown over a course of no more than four fences (combinations are not permitted). Protective headgear must be worn (see GR801).
4. To be judged:
   a. 40% on performance, manners, way of going and suitability in harness.
   b. 30% on performance, manners and way of going under saddle.
   c. 30% on hunting performance over fences.
   d. Show organizers may omit the Under Saddle section, in which case the following percentages shall apply:
      1. 50% on performance, manners, way of going and suitability in harness.
      2. 50% on hunting performance over fences.

CP227 Sporting Tandem

In Sporting Tandem classes, the leader and wheel horse need not be matched as to color, size, way of going or breed.

To be shown in two successive sections:

1. In Harness: To be shown to a suitable tandem vehicle with leader wearing a hunting saddle, hunting bridle and breast collar. To be shown both ways of the arena at a walk, slow trot, working trot and strong trot. When

the wheel horse is performing the required trot gaits, the leader may be allowed to canter. To stand quietly, and to rein back. Entries may be asked individually to execute a figure of eight.

2. Under Saddle: The leader to be shown under saddle both ways of the arena at a walk, trot, canter, and hand gallop. To stand quietly and to rein back. Entries may be asked individually to jump two fences. Protective headgear must be worn (see GR801).
3. To be judged:
   a. 60% on performance, manners and way of going in harness.
   b. 40% on performance, manners and way of going under saddle.

SUBCHAPTER CP-14 CLASS SPECIFICATIONS

CP228 Concours d'Elegance

An entry may drive Hors de Concours (HC) in any competition at the discretion of the organizer/manager. Whichever method is to be used, it must be clearly explained in the Omnibus/Prize List.

1. The class may be judged:
   a. As a separate class
   b. In conjunction with a specific class or classes or pleasure drives as designated by the organizer.
   c. By overall impression throughout the competition
2. The entry fee for the class remains the option of the Organizer, however, if the class is judged on an overall impression throughout the competition, it is recommended that no entry fee be charged and all participants be eligible.
3. The organizer may invite a local dignitary or celebrity to act as an honorary judge, and a licensed judge may also be in the ring.
4. The essence of the competition is the word "Elegance." The winner will be the turnout which, in the opinion of the judge, presents the most elegant effect. This will include vehicle, harness, appointments, horse(s), driver, passengers, grooms, etc., but above all, general impression is most important. Vehicle and harness may be inspected to ensure thoughtful restoration and careful maintenance. Attention will be paid to the personal appearance of the driver, grooms, and passengers as it contributes to the overall picture. Period costumes are definitely prohibited, unless otherwise stated in the Omnibus/Prize List. Performance will not be judged unless it detracts from the elegance of the turnout.

CP229 Carriage Dog Class

1. Judged primarily on suitability of the dog to serve as a companion (maximum one dog per vehicle). To be judged both ways in the arena at a walk, slow trot and working trot.
   a. The dog should be standing, lying down or seated on the vehicle or should run behind, beside or at the axle of the vehicle.
   b. The dog must be under control at all times.
   c. The dog must not be led on the ground from the vehicle or be restrained by being tied to the vehicle, driver or passenger.
   d. The driver should not hold the dog, and the dog should not interfere with the driver in any way.
2. The dog may be of any breed.
3. To be judged
   a. 60% on the suitability of the dog to serve as a companion.
   b. 30% on the performance, manners and way of going of the horse(s)
   c. 10% on the overall impression of the turnout, including the dog.
   Entries with a dog clearly not under control may be eliminated.
4. As a variation, the spectators, in the form of applause, may judge this class. The judge would stand behind each entry and raise a hand, asking the spectators to respond. If this method of judging is to be used, it must be stated in the Omnibus / Prize List.

CP230 Picnic Class

1. A class in two sections: a performance section and a staging section.
2. A picnic appropriate to the turnout and number of participants must be carried on the vehicle. All picnic participants must be on the carriage during the ring section of the class and be present in the staging section.
3. Percentages may be adjusted by the Organizer provided the percentages are published in the Prize List/Omnibus.
4. Performance section - 25%
   a. To be judged both ways of the ring at a walk, slow trot and working trot. Not to be asked for a strong trot. Park gaits (see CP210.11) may be used if specified in the Prize List/Omnibus. May be asked to rein back. To stand quietly in the lineup.
   b. To be judged on performance, manners, overall impression.
5. Staging section - 75%
   a. At the conclusion of the ring section, competitors will be directed to the staging area to unhitch and set up a picnic. Horses to be taken to the stable area. The picnic will then be judged as part of the class. Staging area may include tables and chairs for use by each turnout.
   b. To be judged on quality of picnic presentation.

SUBCHAPTER CP-15 CLASS SPECIFICATIONS: PLEASURE OBSTACLE DRIVING

It is recommended the organizer provide a scribe for the judge in all obstacle classes.

CP231 Attire

Drivers should dress appropriately when competing in any Pleasure Driving class including obstacles. This should be show attire unless otherwise specified in the Omnibus / Prize List (CP 207.)

CP232 Participation

1. A horse may not be entered more than once in the same obstacle class, except as part of a pair or multiple.
2. A groom/passenger may compete as a driver on the same course.
3. For Schooling entries, see CP234.

CP233 Course Walk

1. Drivers must be allowed time to walk the course prior to the start of a class and to inspect each obstacle.
2. Only officials and the Organizer may alter or work on any part of the course. If any athlete or person associated with them alters the course in any way, the athlete shall be disqualified.

CP234 Schooling

1. A practice obstacle must be provided for use in a specified area. Times for the use of the area may be controlled by the organizer.
2. Unless expressly permitted by the Organizer, driving, leading, or riding horses on any course used for competition at any time prior to or after the competition is prohibited. Failure to comply incurs elimination from any classes using that course.
3. Within any division, schooling entries may be allowed at the discretion of the Organizer as published in the prize list. These entries are not eligible for competition and will receive no score or placing in any class. At the discretion of the organizer, a horse and/or driver may drive as a Schooling Entry on the same courses used in competition after they have competed those courses.

CP235 The Course

See Appendix CP-B. Example of Obstacles

1. The course may consist of Start and Finish markers, decorative materials and driveable obstacles consisting of number markers and paired cones or other materials such as rails, fence panels, barrels, etc. Cone pairs may be numbered with red and white markers placed on the cones themselves.
2. Unless otherwise specified in class rules, each obstacle on a prescribed course must be numbered consecutively and marked red on the right, white on the left
   a. The following exceptions are not numbered: Scurry Obstacles, Pick Your Route Obstacles, and Gambler's Choice Obstacles classes.
   b. In Reverse Psychology Obstacles, Double Jeopardy Obstacles classes, a different-colored set of numbers may be placed to indicate the required "reverse" course.
   c. Any obstacle that cannot be clearly marked, (for example, a figure of eight or an obstacle that requires a reinback), must have a clearly drawn pattern posted explaining the correct entrance, exit and required path on the course diagram.
   d. Obstacle number should be visible from the obstacle before it; i.e., #3 from #2.
   e. Only in Gamblers Choice Obstacles classes are point values displayed.
3. Obstacles requiring a halt or a reinback are not permitted except in a Gambler's Choice Obstacles class.
4. When a disturbance or dislodgement occurs at a complicated obstacle (figure of eight, U-turn, L-turn, etc.), the intended pattern must be completed as closely as the disturbance or dislodgement will allow or the obstacle will be considered driven incorrectly and scored under the rules for each specific class.
5. An obstacle course will be considered "different" if its pattern is reversed or its obstacle sequence is altered (30% or more of the obstacles have their sequence changed or reversed) or 30% or more of the obstacles are new to the course. Removing or adding obstacles at the beginning or end of a diagrammed pattern does not constitute a course change.
6. A course diagram and applicable time allowed must be posted at least two hours before the start of the class.
7. Start and finish lines for all obstacle courses should be a minimum of 10 feet (3 meters) wide.

CP236 Width of Obstacles

1. The track width is measured at ground level on the widest track width of the vehicle. An allowance may be added for pair or multiple horses that are wider than the wheel width of the vehicle.
2. Clearance:
   a. Suggested obstacle clearances:
      Classes emphasizing precision 8"-10" (20-25 cm)
      Classes emphasizing speed 12"-16" (30-40 cm)
      Four-in-hand classes 16"-20" (40-50 cm)
   b. Junior, Maiden, Novice and Limit classes may benefit from wider clearances. For classes that emphasize speed, it may suit local conditions to use one wide clearance for all entries, such as 80 inches (200 cm).
3. Following are minimum clearances for multiple obstacles:
   L-shaped obstacle 12 ft (3.6 m)
   U-shaped obstacle 12 ft (3.6 m) in & 15 ft (4.5 m) out
4. The metric conversion chart shown below is given as a guide for the use of Organizer and/or course designer. In this way, either system of measuring can be used depending on the equipment available.

Metric Conversion Chart		
WHEN YOU KNOW	**MULTIPLY BY**	**TO FIND**
Hands	4	Inches
Inches	2.54	Centimeters
Centimeters	0.3937	Inches
Yards	0.9	Meters
Meters	3.281	Feet

Feet	0.3048	Meters
Miles	1.609	Kilometers
Kilometers	0.6214	Miles
Pounds	0.4536	Kilograms
Kilograms	2.205	Pounds

CP237 Measurement of Obstacles

1. For “traffic cones,” adjustment is made as follows:
   a. The track width of each vehicle should be taken at the ground on the widest pair of wheels. The allowance is added and the cones aligned and adjusted from corner to corner. (See illustration below.) This allows the greatest distance between the corner of the base and the upright portion of the cone. The taper of the cone provides clearance for normal hubs or whiffle trees or splinter bars.
   b. If a whiffle tree or splinter bar or the wheel hubs prove to be too wide for this arrangement, the cones must be adjusted using the widest measurement plus the appropriate allowance, measured at a height on the cone at the same height that the widest part is above the ground. (See illustration below.)

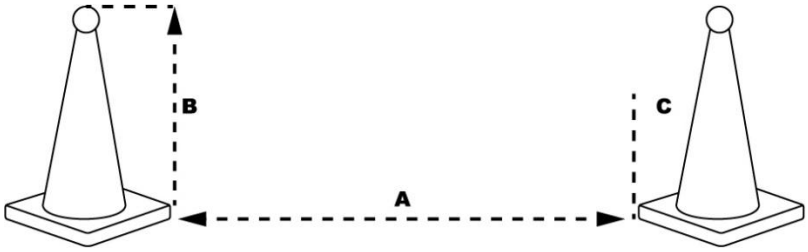

2. On cones with perpendicular sides, adjustment for the widest part of the vehicle at the highest part of the cones may be made.
3. It is the responsibility of the Technical Delegate to ensure that each set of cones is properly adjusted.

CP238 Time Allowed

1. The Time Allowed is calculated by dividing the course measurement by the set speed for each class. A driveable line from obstacle to obstacle should be followed when determining the course length.
2. Suggested Speeds

SUGGESTED SPEEDS FOR CALCULATION OF OBSTACLE COURSE TIME ALLOWED		
Singles and pairs (VSE)	590 feet per min.	180 meters per min.
Singles	725 feet per min.	220 meters per min.
Pairs	725 feet per min.	220 meters per min.
Tandem and Four-in-hand Horses	650 feet per min.	200 meters per min.
Tandem and Four-in-hand Ponies	620 feet per min.	190 meters per min.
Tandem and Four-in-hand VSE	560 feet per min.	170 meters per min.

3. Time Limits are twice the Time Allowed.
4. Any obstacle class in which placings are decided using a total time does not require calculating a “time allowed.” A time limit may be set at the organizer’s discretion, allowing a reasonably easy speed required to complete the course, keeping in mind the tightness of turns and limitations of the arena.

CP239 Timing

1. Timing with Stopwatches – Time is taken from the moment the first horse's nose crosses the starting line until the first horse's nose crosses the finish line, except where indicated in class specifications, i.e., Fault and Out, Progressive, etc.
2. Timing with Electronic Timers – time is taken from the moment the photo cell beam is broken (by the first part of the turnout to reach the starting line) until the beam is broken at the finish.
3. Timing a Stop – If it becomes necessary to stop a competitor for any reason (marker blown over, unauthorized animal or person on course, etc.) a signal will be given and time stopped. The driver will be allowed to go back far enough to regain momentum and wait. A signal will be given when the driver must resume the course. The timing watch will be restarted when the competitor reaches the point at which time was stopped.
4. Course time must be recorded manually or electronically to the hundredths of a second.

CP240 Disobedience

Disobediences are penalized as stated in the individual class specifications. They are defined as follows:

1. A run-out is defined as evading an obstacle to be driven or the start/finish line.
2. A refusal is defined as stopping and stepping back or sideways before an obstacle
   a. Stopping in front of an obstacle without dislodging it and without backing up followed immediately by driving cleanly through is not penalized.
   b. If the halt is prolonged or if the horse backs even a single step voluntarily or not, a refusal is incurred.
   c. If, in the commission of the refusal, any part of an obstacle is disturbed and class specifications require repair or resetting, the procedure outlined in CP235.4 will apply.

CP241 Off-Course (See also CP235)

1. Unless otherwise specified in individual class rules, a driver is off-course if:
   a. a required obstacle is not driven;
   b. the start or finish line is not driven;
   c. an obstacle is driven in reverse direction, out of sequence or driven twice;
   d. the start or finish line is driven in reverse direction, out of sequence or driven twice;
   e. the entire turnout (all horses and all wheels of the vehicle) fails to pass through the obstacle or the start/finish markers; or
   f. an entry disturbs any part of an obstacle out of its driving sequence.

CP242 Ties in Placing

1. Unless otherwise specified in individual class rules:
   a. Low total time basis – For classes determined on a low total time basis, the competitor with the lowest course fault total will be placed ahead of competitor with higher course fault totals.
   b. Low fault basis – For classes determined on a low fault basis, the competitor with the fastest time will be placed ahead of the competitor with a slower time.
   c. High point basis - For classes determined on a high point basis, the competitor with the fastest time will be placed ahead of the competitor with a slower time.
2. In either case, if a tie still remains, the tie may be decided by the flip of a coin, if all parties agree. If not, a work-off will be conducted. (CP215.4)
3. If two entries under the same ownership are tied, the owner may designate the order of finish.
4. Any competitor who advises the judge that they will not participate in a drive-off shall be placed last of the competitors in that drive-off. Should more than one of the tied competitors elect not to participate, all those not participating shall remain tied among themselves. Should there be only one remaining competitor, they are required to attempt at least the first obstacle in order to be placed first in the drive-off.

5. Except in the Fault-and-Out Obstacles class, when two or more competitors incur elimination during a drive-off, they remain tied regardless of the cause of elimination or point at which it occurred. A competitor who voluntarily withdraws must always be placed after a competitor who has been eliminated in the same drive-off.

CP243 Salute

No salute is required before competing in any Obstacle Driving Class.

CP244 Break in Gaits

BREAK IN GAIT	CONDITIONS	
Break to canter or gallop	4 or more full strides	
Prolonged canter or gallop	More than 6 full strides	
Break to walk	2 full strides at the walk	
Break from walk	3 full strides of any other gait or stopping	
Stopping	Obstacle classes Refer to Obstacles, CP240	Pleasure Drive class rules, CP257

In a pair or multiple turnout all horses must break for a penalty to be assessed. In carriage pleasure driving competitions, cantering is not allowed unless it is clearly stated in the prize list and a securely enclosed area is available.

CP245 Penalties

1. Unless otherwise specified, these penalties will apply to all Time and Specialty Obstacle classes. Additional penalties will apply as specified in individual class rules. (See CP244 for definitions of Break in Gait).

PLEASURE DRIVING OBSTACLE PENALTIES	
Knocking over start or finish marker	5 seconds
Knocking down or dislodging obstacle	5 seconds
Break to canter	
1st break to canter	5 seconds
2nd break to canter	5 seconds
3rd break to canter	5 seconds
4th break to canter	Elimination
Prolonged canter	Elimination
Disobedience or groom(s) dismounting (cumulative over course)	
1st incident	5 seconds
2nd incident	10 seconds
3rd incident	Elimination
Starting before signal	Elimination
Failure to cross starting line within one minute of signal	Elimination
Off-course	Elimination

Outside assistance	Elimination
Failure to carry whip in hand at all times while driving	Elimination
Use of a tie-down or overcheck	Elimination
Breakage of harness or vehicle	Elimination
Exceeding time limit (twice time allowed)	Elimination
Entries that overturn	Elimination
Failure of entire entry to pass through start or finish markers	Elimination

CP246 Timed Obstacles

1. To be driven over a prescribed course of obstacles. The number of obstacles is to be proportionate to the dimensions of the driving area. Not to exceed 20 obstacles.
2. After passing the starting line, the driver shall proceed through each obstacle in order to the designated finish line.
3. Course faults are assessed as penalty seconds and are added to the driver's elapsed time.
4. Placings are determined on a low total time basis. (see CP242)

CP247 Specialty Time Competitions

1. Scurry Obstacle
   a. To be driven over a course of unnumbered obstacles consisting of cones and balls, or the equivalent, not to exceed 10 obstacles.
   b. After passing through the Start markers from any direction, the driver shall proceed through each obstacle from any direction, in any order. Each obstacle must be driven once. Upon completion of the course, the driver must pass through the Finish markers from any direction, where time will be taken.
   c. Refusals and run-outs will not be penalized.
   d. Course faults will be scored as penalty seconds and added to the driver's elapsed time.
   e. Placings will be determined on a low total time basis. Ties for first place will be broken by a drive-off, unless otherwise stated in the Omnibus/prize list.
2. Town and Country Obstacles
   a. Same rules as CP 248, Time Competitions with the following exceptions: Obstacles are set at 80 inches (2.0m) for all competitors. At least 30% of the obstacles must not be a pair of cones, but instead an obstacle that could be encountered while out driving through town or country; i.e., mailbox and cones, trash barrel and cone, flagpole and a cone, fence section and cone, bridge, poles set like guardrails, wood piles, artificial animals (these should be set at a distance from a pair of cones to avoid frightening animals).
3. Double Jeopardy Obstacles
   a. To be driven over a prescribed course of obstacles (paired markers) by an entry with two drivers. 8-10 obstacles are recommended as a course length, but the number may be adjusted to be proportionate to the dimensions of the driving area.
   b. After passing through the Start markers, the first driver shall proceed through each obstacle and through the designated Finish markers where time is stopped. After coming to a halt, the reins and whip are transferred to the second driver. Only after there is complete control of the reins and whip may the second driver proceed as follows: Beginning with the designated Start markers, the time is continued for the reverse course, continuing through the obstacles in reverse order and in the reverse direction and through the designated Finish markers for the reverse course. It is recommended that a different colored set of numbers be placed to indicate the required "reverse" course.
   c. Failure to come to a halt before the exchange of reins and whip will incur elimination.

   d. Course faults are as listed in CP245, Penalties. Course faults are scored as penalty seconds and are added to the driver's elapsed time.
   e. Placings are determined on a low total time basis.
   f. Entries may be stopped by a signal from the judge before driving through the designated Start markers for the reverse course to allow dislodged/disturbed obstacles to be rebuilt. See CP239.
4. Reverse Psychology Obstacles
   a. To be driven over a prescribed course of obstacles (paired markers). 8-10 obstacles are recommended as a course length, but the number may be adjusted to be proportionate to the dimensions of the driving area.
   b. After passing through the Start markers, all the obstacles shall be driven in the correct sequence. After completing the highest-numbered obstacle, the driver will then turn and drive that obstacle in the reverse direction and continue to drive all the remaining obstacles in reverse order and in the reverse direction and through the Finish markers where timing will stop.
   c. Course faults are as listed in CP245, Penalties. Course faults are scored as penalty seconds and are added to the driver's elapsed time. Placings are determined on a low total time basis.
   d. Entries may be stopped by a signal from the judge after completing the highest-numbered obstacle to allow dislodged/disturbed obstacles to be rebuilt. See CP239.
5. Pick Your Route Obstacles
   a. To be driven over a course of obstacles (paired markers) with no set route. The number of obstacles to be proportionate to the dimensions of the driving area. Not to exceed 20 obstacles.
   b. Typically, obstacles in this type of class are not measured for each entry but are set at 80 inches (200 cm) at the start of the competition, and only reset in the event of a knockdown.
   c. After passing through the Start markers, the driver shall proceed through each obstacle to the designated Finish markers, choosing their own route. Each obstacle and the start and finish lines may be approached from either direction. Driving an obstacle more than once or through the Start/Finish lines out of sequence will be considered off course.
   d. Course faults are listed in CP245, Penalties. Course faults are scored as penalty seconds and are added to the driver's elapsed time.
   e. Placings are determined on a low total time basis.
6. Your Route/My Route Obstacles
   a. To be driven over a course of 10 numbered obstacles (paired markers) consisting of cones and balls.
   b. The suggested minimum obstacle clearance is 80 inches (200 cm) for paired markers and a minimum of 12 feet (3.6 m) for multiple obstacles such as "L" and "U" shapes.
   c. Your route: After passing through the start markers, the driver shall drive through all 10 obstacles in the correct sequence and direction.
   d. My route: After completing the #10 obstacle, the competitor will continue, without passing through the Start/Finish markers by driving all obstacles a second time in any sequence and in either direction. Time will be taken when passing through the Finish markers in either direction.
   e. Entries may be stopped by a signal from the judge after completing the #10 obstacle to allow dislodged/disturbed obstacles to be rebuilt. See CP239.
   f. Course faults are assessed as penalty seconds and are added to the driver's elapsed time.
   g. Placings are determined on a low total time basis. Ties for first may be decided by a drive-off (unless otherwise stated in the Omnibus/ Prize/List.

CP248 High-Point Competitions

1. Unless otherwise specified, these penalties will apply where applicable to all High-Point Competitions.
2. Additional penalties will apply as specified in individual class rules.
3. Penalties

PENALTIES IN HIGH-POINT COMPETITIONS	
Starting before the signal	Elimination
Failure to cross start line within one minute	Elimination
Outside assistance	Elimination
Failure to carry a whip (CP 207.2)	Elimination
Use of a tie-down or overcheck	Elimination
Breakage of harness or vehicle	Elimination
Entries that overturn	Elimination
Prolonged canter	Elimination
Failure of entire entry to pass through Start or Finish markers	Elimination
Off course	Elimination

4. Fault and Out Obstacles
   a. A timed course of numbered obstacles to be driven at the trot. The number of obstacles to be proportionate to the dimensions of the driving area and not to exceed 10 obstacles.
   b. After passing through the Start markers, the driver shall proceed through each consecutively numbered obstacle, in order, until the allowed time expires (suggested time, 90 seconds to two minutes), or until an obstacle is dislodged or a disobedience occurs.
   c. If all the obstacles are driven cleanly before the allowed time expires, the driver will begin the course again, starting with obstacle #1, without having to pass through the Start markers; however, passing through the Start markers more than once is not considered “off course” and is not penalized.
   d. Two points will be scored for each obstacle cleared before the allowed time expires, a disobedience occurs or an obstacle is dislodged.
   e. When the allowed time expires, a disobedience occurs or an obstacle is dislodged, a signal will be given. The driver shall then proceed through the next consecutively numbered obstacle. The time will be taken when the rear axle clears this obstacle. If that obstacle is cleared, one point is scored. If it is dislodged, no points for that dislodged obstacle are scored, but the time is still taken.
   f. The score of a driver who fails to drive the next consecutively numbered obstacle after the whistle is blown shall count, up to the point where the signal is given, but the competitor must be placed after those with an equal score and time.
   g. Placings will be determined by the greatest number of points.
   h. Points and Penalties (CP245)
5. Progressive Obstacles
   a. To be driven at the trot over a course of six numbered obstacles which will be adjusted to the following clearances:
      #1 – 20”, #2 – 16”, #3 – 12”, #4 – 8”, #5 – 4”, #6 – 2” or
      # 1 – 51cm, #2 – 41cm, #3 – 30cm, #4 – 20cm, #5 – 10cm, #6 – 5cm
   b. After passing the starting line, the entry shall proceed through each obstacle, in order, until finishing the course or dislodging an obstacle.
   c. Scoring
      1. Time to be recorded when the rear axle clears the last obstacle. Points accumulated to that point count.
      2. Time to be recorded when the rear axle clears the dislodged obstacle. Points accumulated to that point count.

3. For a disobedience or for going off course, points accumulated to that point count; however, no time will be recorded.
4. Two points given for each set of cones cleared. No points given for dislodged obstacle.
5. Placings determined on a high-point basis.
6. For ties, refer to CP 242
7. Entries with accumulated points and no recorded time are placed after those with equal points and recorded times.

d. Penalties

PENALTIES IN PROGRESSIVE OBSTACLES	
Dislodging an obstacle	Accumulated points and time recorded to that point
Break in gait (to canter or walk)	Accumulated points and time recorded to that point
Disobedience	Accumulated points count, no time recorded
Off course.	Accumulated points count Elimination
Groom(s) dismounting.	Accumulated points count, no time recorded

6. Gambler's Choice Obstacles
   a. To be driven over a course of unnumbered obstacles, each carrying a specific point value.
   b. Each driver has the same allowed time to negotiate as many obstacles as possible. Each obstacle is assigned a point value according to its degree of difficulty and each driver tries to amass as high a score as possible within the time allowed.
   c. After passing through the Start markers, the driver may drive through the obstacles, in any order, from any direction. Each obstacle may be driven twice, but not in succession. If driven a third time, no points will be awarded.
   d. No obstacle may be redriven once it has been disturbed. (Exception: obstacles which are designed to be knocked down.)
   e. No points will be awarded for an incorrectly driven obstacle. If the obstacle is incorrectly driven, but not disturbed, including stepping out and back into an obstacle without disturbing it, it may be attempted again.
   f. If a horse should refuse or run out at an obstacle without disturbing it, the driver may elect not to attempt it and may drive to another obstacle without penalty. The obstacle may be attempted later. If it is correctly driven the appropriate points will be recorded.
   g. A signal will sound at the end of the allowed time and the driver must then exit through the Finish markers where the total time on the course will be recorded.
   h. If the signal sounds when the competitor is committed to an obstacle, the competitor may complete the obstacle and receive the appropriate points, then proceed through the finish markers for total time to be recorded. Whether or not the competitor was committed to the last obstacle at the signal will be left to the discretion of the judge.
   i. Dislodging a start or finish marker will incur a penalty of 20% of the highest obstacle point value
   j. Break to canter will be penalized as follows (incident penalties are cumulative):
      1. 1st incident =20% of the highest obstacle point value
      2. 2nd incident = 50% of the highest obstacle point value
      3. 3rd incident = 100% of the highest obstacle point value
      4. 4th incident = elimination

CP249 Fault Competitions

1. Cross Country Obstacles
   a. To be driven over a prescribed course of natural and/or artificial obstacles designed to simulate those that might be encountered on a country drive (i.e., bridges, water, log pile, farm animal pens, etc.) Obstacles should be designed to be easily driven and are not to simulate Combined Driving Obstacles. Obstacles must be clearly numbered.
   b. The suggested length of course is approximately 1 kilometer or 0.6 miles. Should the course design not allow judges to be able to see the entire course while judging, organizers may position spotters to observe and record course violations to be submitted to an event official for final scoring, and spotters will also serve as observers for safety during this class. Spotters should be able to communicate with an event official during the class. See CP239.3
   c. After passing through the Start markers, the driver shall proceed through each obstacle, in order, keeping within the limits of the designated course markers and passing through the designated Finish markers.
      1. Placings will be determined on a low fault basis (ie. those with fewer faults finish ahead of those with more faults).
      2. Course faults and one fault for each commenced second over the Time Allowed are added together for a total score.
      3. The Time Allowed is to be calculated as per CP238.
      4. Time will decide ties for those with equal fault totals.
   d. Penalties:

PENALTIES FOR CROSS COUNTRY FAULT COMPETITION	
Exceeding time allowed (every commenced second)	1 fault
Knocking down or dislodging obstacle or course marker	4 faults
Break in gait to canter 1st break to canter 2nd break to canter 3rd break to canter	 5 faults 5 faults Elimination
Prolonged canter	Elimination
Disobedience or groom(s) dismounting anywhere on course (cumulative over course): 1st incident 2nd incident 3rd incident	 3 faults 5 faults Elimination

Starting before the signal	Elimination
Failure to cross start or finish line	Elimination
Failure to cross start line within one minute	Elimination
Off course	Elimination
Exceeding time limit (2 x time allowed)	Elimination
Outside assistance	Elimination
Failure to carry a whip	Elimination
Use of a tie-down or overcheck	Elimination
Breakage of harness or vehicle	Elimination

2. Fault Obstacle
   a. To be driven over a prescribed course of numbered obstacles. The number of obstacles to be proportionate to the dimensions of the driving area. Not to exceed 20 obstacles.
   b. As this class should be considered a test of precision driving, it is suggested that the obstacles be set at minimum allowances if the level of competition warrants.
   c. After passing through the Start line, the driver shall proceed through each obstacle in order and through the Finish line.
   d. Placings will be determined on a low-fault basis (ie. those with fewer faults finish ahead of those with more faults).
      1. Course faults and one fault for each commenced second over the Time Allowed are added together for a total score.
      2. The Time Allowed is to be calculated as per CP 238.
      3. Time will decide ties for those with equal fault totals.
   e. Penalties are described in (CP249)

SUBCHAPTER CP-16 CLASS SPECIFICATIONS FOR PLEASURE DRIVES

CP250 General

1. In any Pleasure Drive, all horse classes should start first followed by all pony classes.
2. On the course, repairs to the vehicle or harness may be made only by personnel actually riding on the vehicle. Outside assistance will incur elimination.
3. It is recommended that competitors be excused after completing the Pleasure Drive and that awards be presented later in the competition.
4. Dress should conform to CP111, Dress of Driver and Passengers and CP207, Turnout unless otherwise specified in the Omnibus/Prize List.
5. All rules of the road should be observed unless designated officials direct otherwise.

CP251 Course

1. Pleasure Drive courses must be carefully measured and the times accurately calculated.
2. All Start and Finish lines on the course must be clearly marked.
3. An accurate map indicating all pertinent course markings and directional changes and a listing of times allowed for each section must be made available to drivers prior to the opening of the course for inspection. A map and order of starting should be posted at least two hours before the start of the class.

4. The organizer has the choice of opening the course for inspection or running the Pleasure Drive “blind” (without course inspections). The option chosen must be clearly stated in the Omnibus/Prize List. If inspections are to be allowed, the times when the course will be open for inspection must be stated in the Omnibus/Prize List. No change in any part of a Pleasure Drive (course or time allowed) may be made after the posted inspection time without notifying every competitor.
5. It is recommended that Pleasure Drive courses over 6 miles or 10 kilometers include a 5- to 10-minute rest stop.
6. A briefing meeting prior to the start is helpful to clarify any local conditions that might affect the competitor’s performance.

CP252 Timing

1. The timing method must be clearly explained in the Prize List.
2. The course designer should take into consideration the terrain and road and path surfaces when calculating times allowed. It is the responsibility of the technical delegate to make adjustments when weather conditions dictate.
3. Suggested speeds are 8.7 mph (14 kph) for horses, 7.5 mph (12 kph) for Large ponies, 6.8 mph (11 kph) for Small ponies, and 5.6 mph (9 kph) for VSEs.

CP253 Observers on Course

1. The judge may, at their discretion, appoint assistants to be placed at strategic spots on the pleasure drive course to officially observe and mark traffic or other course violations. Each observer’s marked card must be submitted to the judge for final scoring.
2. In a walk section, official observers should be placed where the entire section may be easily seen in order to score breaks. It is recommended that there be a minimum of one observer for each 100-yard increment. Each observer must submit a marked card for their assigned area recording the number of breaks of gait for each competitor.

CP254 Spares

1. Spares must be carried on each vehicle during a pleasure drive. They are as follows:

Wheel wrench to fix axle nuts	Knife
Cooler or quartersheet for each horse	Leather punch
Length of rawhide, string or wire	Screwdriver
Rein splice or spare rein	Pliers
Trace splice or spare trace	Small hammer
Hame strap (if appropriate)	Hoof pick
Halter and lead shank per horse	

2. One penalty point will be assessed for each item omitted. Complete omission of spares will receive 20 penalty points. Spares must be checked prior to the start of the Pleasure Drive. To insure that each vehicle actually carries the required spares, provision for random recheck at either the rest stop or immediately following the drive may be made (if explained in the Omnibus/Prize List.)

CP255 Pleasure Drive Participation

If scheduling permits and except for courses that are to be driven without prior inspection:

1. A driver may not compete more than once in a Pleasure Drive class.
2. A groom/passenger with one entry may compete as a driver with another entry.
3. A driver with one entry may compete as a groom/passenger with another entry.
4. A horse may not compete in more than one Pleasure Drive per competition day unless appropriate conditions exist and approval for all horses to do so is given by the Technical Delegate.
5. Grooms may not stand behind the driver. If the vehicle does not permit the groom to sit behind the driver, permission must be obtained to allow the groom to sit beside the driver.

CP256 Pleasure Drive Penalties

Unless otherwise specified in class description, the following penalties apply to all Pleasure Drives. Additional penalties apply as per class descriptions.

PLEASURE DRIVE PENALTIES	
Spares: each item omitted	1 penalty point
Spares: complete omission	20 penalty points
Starting before the signal	Elimination
Failure to cross Start or Finish line	Elimination
Failure to cross Start line within one minute	Elimination
Off course	Elimination
Exceeding time limit (2 x time allowed)	Elimination
Outside assistance (other than a navigator/groom indicating the route.)	Elimination
Failure to carry a whip in hand at all times while driving	Elimination
Use of a tie-down or overcheck	Elimination
Racing or otherwise endangering another vehicle or spectator	Elimination
Deviating from a direct route, stopping or walking to achieve correct times	Elimination
Entries that overturn	Elimination
Failure of entire entry to pass through start or finish markers	Elimination
Failure to complete the course	Elimination
Prolonged canter or gallop	Elimination

CP257 Pleasure Drive – Turnout

Purpose: To give drivers the opportunity to turn out in their finest while competing in a Pleasure Drive.

1. Preliminary Judging: At the beginning of the class drivers will be observed by the judge in a ring at a walk, slow trot, working trot and strong trot. Horses will be asked to halt and rein back. At the judge's discretion, entries need only work one direction of the ring.
2. Pleasure Drive Course: At the conclusion of the preliminary judging, each class will be sent out on course (order of go and timing to be at Organizer's discretion). Drivers are encouraged to carry a groom/navigator who may assist in pointing out the route, but may not handle the reins, whip, or brake. The designated course may be of any length with no time limit. Care should be taken in designing the course to consider the antique

vehicle, and smooth tracks should be utilized when possible. The recommended gait is a trot, but the competitor may walk at their pleasure. Cantering is not permitted. Rules of the road must be obeyed, unless a uniformed police officer directs otherwise. Fitness may be checked at the conclusion of the drive by a veterinarian or, in their absence, by the judge and may be considered accordingly.

3. Final Judging: At the conclusion of the Pleasure Drive, entries may again be observed by the judge in a ring. The judge may, at their discretion, ask entries to work only one direction of the ring. If the judge decides to work horses in one direction only in the Preliminary or Final phases of the class, it is recommended that they work one direction at the beginning of the class and the other direction at the end.
4. Judging:
   a. 50% on overall impression and
   b. 50% on way of going.
   c. Suitability of each entry as a pleasure to drive.
   d. The following aspects will also be considered toward the overall impression:
      1. Horse – manners, way of going, condition, appropriateness and grooming.
      2. Harness – condition, appropriateness and cleanliness.
      3. Vehicle – condition, appropriateness and cleanliness.
      4. Driver – driving skills, posture, appropriateness and neatness of attire.

CP258 Pleasure Drive – Timed

Purpose: To allow the driver to compete against ideal time at both the walk and the trot. Simulated obstacles, not timed, may be added.

1. To be driven over a prescribed, measured course of any length (suggested length 3-6 miles or 5-10 kilometers), comprised of two sections – a trot section followed by a walk section. Each section will be scored independently on a penalty point basis.
2. Time Allowed in the trot section shall be calculated from the distance and required speed. (See CP238.3) Minimum Time will be 2 minutes less than the time allowed.
3. A “Buffer Zone” must be placed between the finish of the trot section and the start of the walk section to allow for the change in gait. The recommended distance is approximately 50 yards (50m).
4. The walk section of the timed Pleasure Drive should be 200-500 yards (200-500m) in length (400 yards (400m) recommended). Time Allowed in the walk section shall be calculated from the distance and required speed. Suggested speeds are 6 kph for horses, 5 kph for ponies. There is no Minimum Time in the walk section.
5. Obstacles may be added by Organizer; however, it is encouraged that such obstacles be designed to promote safe driving while adding to the challenge of the event. Drivable openings in obstacles should not be less than 8 feet 3 inches (2.5 meters) wide and “escape routes” are encouraged. A maximum of four obstacles is allowed.
6. Obstacles are considered part of the course and are not timed, but must be driven correctly or the driver will be eliminated. Up to four lettered gates (pair of red and white markers) should be placed in the obstacle to lead the driver through. Gates must be driven in consecutive order. Once driven, a gate is considered “dead” and may be driven in any manner to get to the next gate.
7. Vet Check: If a veterinarian is available for the cross country, they must be at the finish. All horses should be observed as they pass over the finish line. Whether or not a physical check is made is left up to the veterinarian and Organizer, but if one is planned, all horses must be checked at the same time interval (i.e., 10 minutes after finishing). Competitors should be encouraged to cool their horses during this time. The organizer should provide water for drinking and washing down. Any horse that does not complete the course in good form, in the opinion of the veterinarian, will be penalized 10 points and so advised. In the absence of the veterinarian, the judge may assess the vet penalties for any horses in obvious distress.
8. Scoring: There is no penalty for arriving at the finish between the Minimum Time and Time Allowed.
   1 penalty per second under the Minimum Time
   2 penalties per second over the Time Allowed

9. Ties: The judge shall determine the winner by selecting the horse most suitable to provide a pleasant drive. No entry which has received vet penalties may be placed over entries with no penalties.
10. Five penalties for each break in gait for 1st, 2nd and 3rd incidents, 4th incident incurs Elimination.

CP259 Pleasure Drive – Pace

Purpose: To test the driver on their skill in negotiating a cross-country drive at a prescribed pace (similar to a hunter pace).

1. To be driven over a marked course of any length (suggested length 3-6 miles or 5-10 km). The mid-point of the course is marked with a “half-way” marker.
2. Drivers are given the distance of the course and the speed they are to drive and they must try to come to the finish line exactly on time. See CP238.2.
3. Walk Section: Organizer has the option of adding a walk section near the midpoint, not to exceed 0.6 mile (1 km). To be clearly marked with “walk” and “resume trot.”
4. Mandatory Trot: The last 0.6 mile (1 km) must be driven at the trot. The start of the trot shall be marked “mandatory trot.”
5. One penalty is assessed for each second too early or too late. Five penalties for each break in gait to a canter or gallop as defined in (CP244.)
6. Walk section and mandatory trot sections: Five penalties for each break in gait as defined in CP244 for 1st, 2nd and 3rd breaks, 4th break is Elimination.
7. Vet Check: If a veterinarian is available for the cross country, they must be at the finish. All horses should be observed as they pass over the finish line. Whether or not a physical check is made is left up to the veterinarian and Organizer, but if one is planned, all horses must be checked at the same time interval (i.e., 10 minutes after finishing). Competitors should be encouraged to cool their horses during this time. The organizer should provide water for drinking and washing down. Any horse that does not complete the course in good form, in the opinion of the veterinarian, will be penalized 10 points and so advised. In the absence of the veterinarian, the judge may assess the vet penalties for any horses in obvious distress.
8. Ties: In the event of a tie, the judge shall determine the winner by selecting the horse most suitable to provide a pleasant drive.
9. To be judged on how close the driver’s time comes to the ideal time.

SUBCHAPTER CP-17 DRAFT EQUINE RULES

CP260 General Rules

1. All Carriage Pleasure Driving rules apply except as specified below.
2. Draft equines are eligible for all Carriage Pleasure classes provided they otherwise meet the class criteria.
3. Classes or divisions may be divided at the discretion of the Organizer as published in the Omnibus/Prize List.

CP261 The Draft Horse

1. Type – The Draft equine has the overall body, bone, and hoof that presents a larger, heavier structure and form than that of light horses or light ponies. The Draft-type equine should give the impression of size and substance combined with a pleasant and mannerly behavior with balanced and powerful movement at all gaits. Each horse should present a picture of soundness, strength, sturdiness and a willingness to work.
2. Gaits – as described under [CP210]. Exception: Gaits may be limited to walk, slow trot, and working trot at the discretion of the Organizer as published in the Omnibus/Prize List.

CP262 Turnout

1. Harness – should be clean, safe, correctly fitting, appropriate to the vehicle and otherwise comply with Federation Rules.
   a. A full noseband, a throatlatch, and brakes or breeching are required.
   b. Check reins and martingales (except false martingales) are prohibited in Dressage and Obstacle classes. Failure to comply will incur elimination. For other classes, check reins and martingales may be appropriate turnout for certain vehicles. See Pleasure Driving Appendix CP-C.
   c. Chain traces and heel chains are prohibited.
   d. A full neck collar, breast collar or Scotch collar may be used consistent with specific class conditions and the turnout as a whole.
   e. Rein splitters are not allowed in obstacle classes.
2. Vehicle – Any Pleasure Driving vehicle of suitable size and style for a Draft equine is allowed, such as, but not limited to, a wagonette, dog cart, country gig, or road cart. Individual class specifications may restrict certain vehicles. Unless specified in the class rules, farm-type vehicles are not permitted. See Appendix CP-C for additional requirements on vehicles, appointments and turnouts.
3. Feather, mane and tail – Draft equines may have thick, long feathering. Forelocks, manes and tails may be full and thick. Breeds may adhere to breed specific grooming/turnout practices with regard to trimming, roaching, braiding of manes and tails. No fixtures such as mane rolls or ribbons may be applied, except as specified in the Omnibus/ Prize List.

CP263 Dress

Gloves and a hat (or protective headgear) are required. Aprons are recommended but optional. A whip should be carried in the hand or on the vehicle at all times while driving.

CP264 Class Conditions

1. Draft equine classes may be the same as listed in the Pleasure Rules.
2. Ladies and Juniors: In classes for ladies and juniors, when applicable, emphasis should be placed on manners and the suitability for being driven by a lady or junior.
3. Tandems: Lead horse tugs must be attached to the wheel horse's tugs behind the belly band or directly to the singletree. At no time shall lead tugs be attached to the hames of the wheel horse.

SUBCHAPTER CP-18 – PUTTING-TO CLASSES

CP265 Introduction

This class is designed to test the skills and efficiency of the coaching team (driver, groom(s) and hostler). The conditions of the class simulate the custom of changing horses in a "yard," but uses only one horse or team of horses.

CP266 Course

1. The class should be conducted in an enclosed area. There will be a Start and Finish line, an unhitching/hitching box and a marker set some distance from the unhitching/hitching box.
2. The "unhitching/hitching box" is marked off with lime, chalk, sawdust or other appropriate material. The "box" must be large enough so that each type of entry competing in the class may stop the entire turnout within the enclosure.

CP267 Turnout

1. Each turnout must comply with their entry type as specified below:
   a. Four-in-hand/Unicorn – A driver, two grooms, a minimum of two passengers, one hostler to assist in the arena, four horses, and appropriate vehicle/harness.
   b. Pair – A driver, one groom, a minimum of one passenger, one hostler to assist in the arena, the pair of horses and appropriate vehicle and harness.
   c. Single or Tandem – A driver, one groom, one hostler to assist in the arena, the horse(s) and appropriate vehicle and harness.
2. The hostler may not enter the arena until the vehicle is completely within the unhitching area.

CP268 Basic Format of Class

1. Upon entering the arena, the driver will drive through a set of starting markers, where timing will begin, and proceed to the unhitching area.
2. The entire turnout must be within the unhitching area, stopped, with grooms and passengers down before unhitching may begin. Passengers must dismount before the driver may leave the vehicle. The driver will dismount and remount from the off side.
3. The horses are unhitched by the driver, groom(s) and hostler.
4. After the horses are unhitched, the horse(s) must be led around the designated marker, brought back to the vehicle and rehitched properly to simulate changing teams.
5. When the horses are rehitched and the driver in place, the passengers and grooms remount and the turnout is driven across the finish line where time will be taken. Grooms may remount the vehicle as it moves off, but they must be seated as the coach crosses the finish line.
6. The driver is considered to be in place only after resuming their place on the box, properly attired, with lines and whip completely in hand.
7. Passengers may not assist in any way. They must dismount before any unhitching may begin and must remount only after the driver is in place.
8. Grooms must remain in complete livery when unhitching/rehitching.
9. The judge may inspect the turnout to be sure the horses have been rehitched properly.
10. The score is time elapsed plus penalties. The lowest score determines the placings.

CP269 Sequence to Unhitch/Hitch – Four-in-hand, Unicorn

1. To Unhitch
   a. Leaders – inside traces, outside traces, then reins.
   b. Wheelers – loosen pole chains/straps, disconnect inside trace, outside trace, pole chains/ straps and then coupling reins.
2. To Hitch
   a. Wheelers – The coupling reins, pole chains/straps loosely, outside traces, inside traces, then tighten pole chains/straps.
   b. Leaders – coupling reins, take reins back through terret on wheelers, then do outside traces and inside traces.

CP270 Sequence to Unhitch/Hitch – Pair

1. To Unhitch
   a. Loosen pole chains/straps, disconnect inside trace, outside trace, pole chains/straps and then coupling reins.
2. To Hitch
   a. The coupling reins, pole chains/straps loosely, outside traces, inside traces, then tighten pole chains/straps.

CP271 Sequence to Unhitch/Hitch – Tandem

1. Unhitch
   a. Leader – Near trace, far trace, reins.
   b. Wheeler – Detach breeching, near trace, off trace; remove the horse from between the shafts and then reins.
2. To Hitch
   a. Wheeler – Reins, then place the horse between the shafts; attach the near trace, then off trace, then breeching.
   b. Leader – Reins, near trace and then far trace.

CP272 Sequence to Unhitch /Hitch – Single

1. To Unhitch
   a. With reins attached to the bit and passed through the saddle terrets, detach breeching from each shaft, unfasten the overgirth or wrap straps, disconnect off trace, near trace, remove the vehicle from the horse.
2. To Hitch
   a. With reins attached to the bit and passed through the saddle terrets, bring the vehicle to the horse, placing the shafts through the tugs, attach near trace, then off trace, fasten the overgirth or wrap straps and then breeching to the shafts.

CP273 Penalties

PENALTIES FOR PUTTING-TO CLASSES	
Driver fails to remain seated with reins in hand until passengers have dismounted/remounted	20 penalties
Outside assistance (other than the team of driver, 2 grooms, and hostler)	20 penalties
Improper hitching/unhitching	20 penalties
Unfastening any part of harness before vehicle is stopped and passengers are off	10 penalties
Driver fails to carry a whip when vehicle moving	10 penalties
Failure to pick up dragging trace/rein when leading horses	10 penalties
Failure of grooms to be seated when crossing the finish line	10 penalties
Failure to pass through start/finish or to go around designated cone	Elimination

CP274 to CP299 reserved

SUBCHAPTER CP- 19 – RULES FOR COACHING COMPETITIONS

CP301 General Rules

1. This division is for horse or pony four-in-hand teams put to a Road Coach, Private Coach, Park Drag or other suitable four-in-hand vehicles. Park Drags, Private Coaches and Road Coaches are not to be asked to back in any class.
2. The rules for competition are based on the old coaching traditions. More information on these turnouts is available in the following books: *On the Box Seat* by Tom Ryder; *Manual of Coaching* by Fairman Rogers; *Carriage Turnout and Appointments* by the Carriage Association of America.
3. Officials - see GR1005 for eligibility.

CP302 Classes

Classes may be offered in the following divisions: Open, Amateur, Working, Reinsmanship.

CP303 Pleasure

1. Entries will be judged both ways of the ring at an even trot, and may walk when reversing across the diagonal and when lining up. Horses to stand quietly in the line-up.
2. Judged on performance, quality, manners of the horses, and correct appointments. (See Appendix CP-C Turnout and Appointments)

CP304 Best Team

Entries will be judged both ways of the ring to drive at a smart trot, both ways of the ring and may walk when reversing across the diagonal and when lining up. Horses to stand quietly in the line-up. Emphasis on overall impression and quality of the team and its performance.

CP305 Turnout

Entries to be shown at an even trot, both ways of the ring. May walk when reversing across the diagonal and when lining up. Horses to stand quietly in the line-up. Judged on performance, quality, manners of the horses, and correct appointments.

CP306 Obstacles

1. Drivers negotiate a course of paired markers set at the widest track width plus 20 inches. The course should be posted at least two hours in advance and is driven from memory.
2. At the end of the course, the driver halts the team with the front hub on a line between a pair of designated markers. A measurement is taken of the distance of the hub from the line. Five faults are assessed for each foot or part thereof the center of the hub is from the line.
3. Two or more horses cantering at the same time will be considered a break in gait. Failure to correct a break in gait within 5 seconds will incur 10 faults for each commenced period of 5 seconds. Faults are assessed as follows:

Distance from halt marker	5 faults/foot or part of ft.
Break of gait to canter or gallop exceeding 5 sec	5 faults/each commenced.5 sec.
Knocking down or dislodging obstacle or course marker	10 faults
Groom down (first 2 times)	20 faults/occurrence
Groom down 3rd time	Elimination
Off course	Elimination

CP307 Timed Obstacles

To be judged over a course in the ring consisting of paired markers set 20 inches wider than the widest wheel track of each vehicle. The course is to be posted in advance and must be driven from memory, at a trot. Breaks of pace will be penalized as will displaced markers. Breaks of gait consist of the entire team walking or cantering for longer than 5 seconds. Faults are assessed as follows:

Displaced	10 seconds
Break of gait	10 sec. each commenced 5 seconds

Appendix CP-A. Carriage Pleasure Driving Officials Requirements:

Refer to CP201 and Chapter 10 Licensed Officials (GR1004, GR1019)

Appendix CP-B Examples of Obstacles:

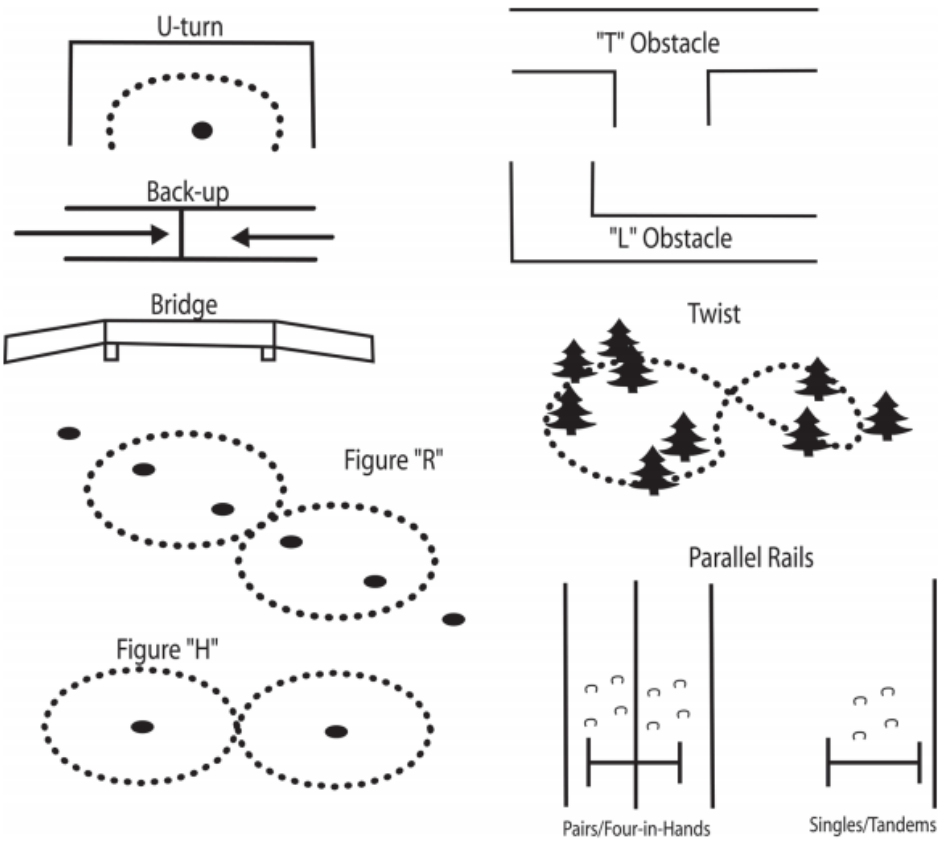

APPENDIX CP-C TURNOUT AND APPOINTMENTS

FORMAL OR PARK

(Park Drag, Road Coach, Breaks, Mail Stanhope, Demi-Mail, Spider Phaeton, Stanhope or Park Gate Gig, George IV, Basket Phaeton, etc.)

a. Gentlemen to wear gloves, a top hat or bowler, suit jacket and tie. If the class is in the evening, gentlemen may choose to wear white or black tie.
b. Ladies to wear gloves, a stylish hat that may have a veil, long sleeved dress or blouse suitable for a formal affair. If the class is in the evening, ladies may opt not to wear a hat and may wear a formal gown.
c. Brown gloves are always appropriate for the driver unless rain gloves are needed.
d. Apron or lap robe should be of a solid color material and harmonize with the upholstery (in warmer weather tattersall or checked aprons are appropriate for day classes).
e. Period costumes are not to be used, and conservative dress appropriate to the style of the vehicle is encouraged.

SPORTING VEHICLES

Breaks, Four-Wheeled Dog Carts, Traps, Tandem Gig, Saylor Wagon, etc.)

a. Gentlemen to wear gloves, a bowler, boater, fedora, straw hat or cap, a suit or sport jacket and tie.
b. Ladies to wear gloves, a felt or straw hat (no veil), long-sleeved dress or blouse suitable for a country outing.
c. Brown gloves are always appropriate for the driver.
d. Attendants to wear stable livery defined as:
e. Conservative suit, dark tie, derby, dark shoes and leather gloves.
f. Conservative jacket, jodhpurs or drill trousers, jodhpur boots or paddock boots, white shirt, stock or four-in-hand tie, derby or conservative cap and leather gloves.
g. Hunting attire with a hunting derby or bowler and leather gloves.
h. Aprons may be of solid, checked or plaid material.
i. There are occasions when it may be appropriate for the driver to turn out more formally.

INFORMAL OR COUNTRY

(Village Cart, Two-Wheeled Dog Cart, Road or Jogging Cart, Four-Wheeled Buggy, Runabout, American Stanhope, Bronson Wagon, Surrey, Rockaway, etc.)

Attire and livery are the same as with a sporting vehicle.

COMMERCIAL

Attire should be traditionally correct for the type of commercial turnout.

PARK DRAG OR PRIVATE COACH

Definition: A Park Drag should be of less heavy build than a Road Coach. The axles may be Mail or Collinges. The hind seat should be mounted on curved iron braces and be of the proper width for two grooms. The lazy-backs on the roof seats should be hinged and turned down when not in use. The door of the hind boot is often hinged at the bottom so that it may be used as a serving table when open. There should be no luggage rails or straps between the seats.

The driver may choose to have passengers on the Drag or Coach during coaching classes.

Paint and bodywork: The paintwork should be well finished in traditional style. The sides of the front and rear boots, the upper quarters of the body, the steps and seat rails should be painted black. The under-carriage, the pole, the bars, the underside of the footboard and the seat-risers or cheeks should be painted the same color; the lower panels of the body and the door of the rear boot may be painted the same or a different color. A heraldic badge or monogram may be neatly painted on the crest panel of the door, on the rear boot door or on the underside of the footboard. The outside seats may be trimmed in pigskin or wool broadcloth of a suitable color with the underside of the cushions covered in waterproof material. The inside of the coach may be trimmed in Morocco leather or cloth or a combination of these materials. The inside floor may be covered with a Wilton carpet of solid color. It is not usual to have seat-falls to the outside seats, but they may be fitted inside. The seat valances or borders of the outside seats may be made of patent leather fastened with a horizontal strip of bright metal beading of the same metal as the door handles and lock covers. The metal edging to the doors and hind boot should not be polished, but there should be bright metal on the seat-edge beading, door handles, and outer face of the hub caps. The glasses of the door windows should be plain and not quartered.

Appointments: There may be wine coolers and a glass case carried in the rear boot. A lunch chest or imperial may be carried on the roof but only when it is to be used as at a race meeting or similar occasion. Two spare lead bars, one side and one main, should be carried, and fastened to the back of the hind seat, with the main bar above. A folding iron ladder should be carried on brackets beneath the hind seat. The stick and umbrella basket is

hung on the near-side, at the corner of the rear roof-seat, the drag shoe and safety hook should be hung under the coach on the off-side except in countries where they drive on the left of the road, in which case the drag is hung on the near-side. A spare jointed whip mounted on a board may be hung under the box-seat or inside the coach. The lamps may be either in brackets on the outside of the coach, or carried in special fittings inside the coach. The window or stable shutters should be down and the windows in place when the owner or their representative is driving.

The coachman's apron when not in use should be folded outside out and laid on the driving cushion. Passengers' knee rugs or lap-robes should be folded and laid on the front inside seat when not in use

Spares: Spares may be carried in the rear boot or inside the coach. The usual includes a small case of tools comprised of wrench, hammer, leather punch screw driver, hoof pick, spare shoe and nails or "easy boot," spare lead and wheel trace, spare lead and wheel rein or rein splicer, spare hame strap, length of strong cord or wire. Loin or quarter rugs for the horses and halters should be carried in a convenient place.

Harness: The harness should be of black leather with patent leather where appropriate. The hames should have solid draft eyes and kidney links with kidney link rings on the wheelers only. Bearing reins are permitted but should be on all the horses or none. A neat monogram or badge is permitted on the winkers, drops, pads, breast-plate drops, and rosettes. The breastplates should be fastened round the collar as well as the kidney links for preference. Collars are not to be tied together. It is suggested that reins should be held in one hand, the other hand being able to assist as required.

The wheel traces should have metal loop ends or quick-release. The lead traces should be put on with screwheads of the cock-eyes uppermost, as also should be the lead-bar screws. Buxton bits are preferred, and if bearing reins are used they should be on all horses and be attached to separate bearing rein bits, not to the driving bit. Cruppers may be sewn or buckled on. The reins should be made of single brown leather. Appropriate straps should be lined and stitched. The bridles may have metal browbands on fronts, or they may be of other material to match the color of the coach. Hame straps should be put on with the points inside. The metal furniture of the harness should be of the same metal as the buttons of the grooms' coats and the door handles and beading of the coach. West End buckles are preferred.

The pole chains, the pole-head and the lead-bar hooks and mountings should be made of bright steel color. The pole chains may have spring hooks at each end or may have open hooks with rubber securing rings at one end. Preferably the chains should be of a length that admits the snapping of both hooks into the pole-head ring. If too short, one end should be hooked into the pole-head ring and the other into a link with the snap down. If too long, one end should be snapped in the pole-head ring, snap down, and the other brought through that ring and snapped in a link at the appropriate length.

Attendants: Two grooms in Livery should sit on the rear seat when the coach is moving, the senior groom on the right. When the coach is stopped, the senior groom stands by the right wheeler, able to take instructions from the driver, while the other groom stands at the leaders' heads.

Horses: Park Drag horses should be perfectly matched as to color, size, style, action and temperament. They should be horses of quality but with sufficient substance to handle a loaded coach. Flashy coloring is not appropriate. They should have good manners, and should be capable of moving at a stylish trot with action but not excessively fast. They should stand quietly and move off together at a walk when asked to do so.

ROAD COACH

Definition: A Road Coach is of stronger build than a Park Drag. The Coach may be finished as a Public or Private Road Coach, the latter carries no place names. The axles may be Mail or Collinges. The hind seat holds three persons besides the guard whose seat is on the near-side with an extra cushion. The lazy backs of the seats are usually not hinged. The Coach should have a hand strap to take hold of when standing to sound the horn. There is a rail and luggage straps between the seats. The door of the rear boot is usually hinged on the off-side.

Paint and bodywork: The distribution of black and color in the paintwork follows the same pattern as a Park Drag, but the colors may be brighter. A Road Coach may have an appropriate name painted on the panel below the hind seat; a figure or some device associated with the coach name may be painted on side and hind boot door panels. The names of places on the coach's route may be painted on the sides. If the wheels and other parts of the undercarriage are striped, it should be with a single broad stripe. The windows are usually quartered and the coach is driven with the stable shutters down. The outside seats may be trimmed in strong material such as coach carpet or Bedford cord, not leather. The inside of the coach is usually paneled in hardwood with seat cushions of drab cloth. The seat valances may be similar to the Park Drag or may be made of wood. The metal trim is similar to the Park Drag, except that the pole-head, lead bar hooks and pole-chains may be painted black and not of bright steel.

Appointments: Two spare lead-bars, one side and one main, should be carried, fastened to the back of the hind seat with the main bar above. The folding ladder which may be made of wood is hung on brackets below the rear boot. The side lamps should be in their brackets, ready for use, and a red rear light may be placed on a bracket below the rear seat on the near-side. It is usual for this lamp to have a clear lens on the right side so that it can illuminate inside the boot when the door is open. The stick and umbrella basket is hung on the near side at the corner of the rear roof-seat. The drag-shoe and safety hook should be hung under the coach on the off side. A spare jointed whip mounted on a board may be hung under the box seat or inside the coach. The coachman's driving apron and the passenger's rugs are carried also. Inside the coach there are leather pockets on the doors and leather hat straps on the roof.

Spares: These are the same as for the Park Drag and Private Coach, but the Road Coach may also carry a canvas bucket. Halters and loin or quarter rugs for the horses should be carried in a convenient place.

Harness: The hardware of the harness should be of the same metal as the fittings of the coach. The harness is of black leather with most straps of single (unlined) leather. Collars may be of plain black or brown leather. Collars are not to be tied together. It is suggested that reins should be held in one hand, the other hand being able to assist as required. The hames should be of ring- draft type with short kidney links, chain and hook. Bearing reins are not usual but may be used on one or more horses if really necessary. The harness may be embellished with some symbolic device or the initial of the coach's name on the winkers, rosettes and pads. The wheel traces may have quick-release or French loop ends, and more rarely chain trace ends are used.

Attendants: A Road Coach carries a guard who is usually dressed in a frock coat of appropriate color, usually with strappings across the front and on the pocket flaps, breeches which may be white or of sponge-bag check, leather or canvas leggings, brown boots and a beaver hat. The Coach carries a way-bill pouch slung over the shoulder with a pocket for a watch and a loop for the hind-boot key. They sit on the near side of the hind seat and their seat carries an extra cushion. They should have a hand strap to take hold of when standing to sound the horn. A groom in stable livery must also be carried.

Horses: Road Coach horses should be matched for size, weight, action and temperament, and way of going. They need not be matched perfectly for color and flashy markings are not objectionable. They should be of sufficient weight to be able to pull the coach without appearing to labor at all. Although the wheelers may be the stronger horses, all the horses should be capable of working in the wheel. The horses should work evenly together all the time and be capable of moving at a good pace. They should stand quietly and move off together at the walk. It is acceptable for a Road Coach team to have a grey near leader. Tradition holds that the color would be more easily seen by oncoming traffic in the dark.

FOUR-IN-HAND BREAKS

Definition: The Body or Wagonette Break, the Roof-Seat Break and an Omnibus with a roof-seat are vehicles in this category. All are classed as sporting vehicles.

Paint and bodywork: The underside of the footboard, the rear boot door and the front seat risers may be painted in the same color. The remainder of the body is usually painted black but the undercarriage may be painted in some bright color. The seat cushions can be trimmed in Bedford cord, corduroy, leather or broadcloth. Seat falls

are not usual. A stick basket, ladder if needed, spare bars and a spare jointed whip are carried. The side lamps are usually left in place ready for use.

Spares: Spares and other equipment are carried as for a coach, and these are usually stowed in the rear boot.

Harness: The harness is of a fairly simple kind without unnecessary embellishments. Breechings may be used on the wheelers if they are likely to be required. The wheel traces may have metal loops, French loops or quick-release ends. The hames may be solid draft with kidney links or ring-draft with short kidney links, chains and hooks. Liverpool or elbow bits are appropriate, except in formal occasions, with grooms in livery, when Buxton bits could be used.

Appointments: Sporting breaks are usually turned out informally with the driver wearing country clothes and a bowler hat, the grooms in stable livery of trousers, jacket, shirt and tie with a bowler hat. However there are occasions when it may be appropriate for the driver to turn out more formally with a top hat and driving coat. The grooms could then wear livery. In such a case Buxton bits could be used.

Horses: The horses for a sporting break should be matched as to type and action. If they are matched as to color, or “cross-matched,” that is diagonally matched as to color, so much the better. They should move well together, be capable of a sustained active walk and a smart trot. They can be expected to rein back readily and to stand quietly. They should move off quietly and together, starting at a walk until asked to trot.

MAIL, STANHOPE, DEMI-MAIL, SPIDER, GEORGE IV PHAETONS

Definition: These vehicles are intended to be driven by the owner or a friend and are usually turned out in the more formal “park” style rather than in country style.

Paint and bodywork: In all cases the body is painted black, except for the seat panel which may be finished in imitation cane or in a color to match or blend with the color of the undercarriage. The undercarriage may be painted in an appropriate bright color and striped. The cushions may be covered in dark-colored broadcloth with the seat back upholstered in black leather or, in the case of a Spider Phaeton without a top, in black patent leather. There may be a loose floor mat of heavy punched rubber over a floor covered with linoleum, or ribbed rubber may be laid on the floor boards. If there is a folding top, the valance may be of patent leather pinned in place with polished metal beading. The dash may have a folded waterproof apron attached or have leather loops for securing such an apron. A whip socket is usual. Lamps are of round dial pattern in most cases but show Spider Phaetons usually have square pattern lamps. Spares: A small kit of tools, a wheel wrench and spare harness parts should be carried.

Appointments: A dashboard clock and waterproof coats are necessary.

Harness: When it is possible to use a single horse with phaetons of this class, the harness has a bridle of square or D-shaped winkers; browband and rosettes of metal; Buxton bit; side-check bearing rein if any; Kay collar and hames with chain and ring coupling at the bottom; back- strap lined and stitched with crupper stitched on; breastplate; saddle of English pattern, 4 or 4-1/2 inches wide with French or Tilbury tugs, reins of brown leather. Pair harness is similar in character with solid-draft hames with kidney links, short hame-tugs, straight panel pads, breastplates, trace bearers or loin straps optional, brown reins, bright steel pole chains. The hardware of the harness should be of the same metal as the polished metal parts of the vehicle. A standing martingale is required for a George IV Phaeton unless prohibited by individual class rules.

Attire: The driver usually wears a top hat, grey in summer, black in winter and in the evening indoors. A groom in livery occupies the rumble seat, but two grooms are considered proper with a Mail Phaeton.

A Mail Phaeton may be turned out in country style with the wheel harness of a Road Coach and grooms in stable livery with derby hats. The driver would then wear clothes of country style.

Horses: The horses used with these phaetons are upstanding horses of appropriate size for the vehicle, with high, stylish action, yet showing a good length of stride. They should be horses of quality with adequate substance. It is not usual to have the manes braided.

FOUR-WHEELED DOG CART, TRAP, OUTING WAGON

Definition: These are informal vehicles of general utility. As such they may be painted to suit individual taste within the bounds of tradition and general practicality.

Harness: The harness may have a bridle with D-shaped winkers, with or without side-check bearing rein; Liverpool or elbow bit; Kay or rim collar and hames; hames may have connecting chain at bottom of hame straps both top and bottom, saddle of English pattern with French or Tilbury tugs for four-spring carriages, or as a saddle similar to Surrey harness for three- or end-spring carriages; breeching.

Pair harness is similar, used with either trace bearers or breechings. Leather pole-straps are usual.

Attire: The driver wears country-style clothes with a derby, felt or straw hat according to season and weather. The groom wears stable livery with a derby hat.

Horses: The horse, or horses, usually stands 15.2 to 15.3 hands, has good all-round straight action, good head carriage and possesses adequate substance for the weight of the vehicle. Good manners are important and the horse should be capable of trotting at a smart pace.

STANHOPE OR PARK GATE GIG

Definition: In North America these gigs were mostly used for show or park driving and were usually turned out in formal style.

Paint and bodywork: They are painted to a high finish with black body, patent leather dash and fenders, with the dummy louvers on the Park Gate type or the seat back painted in color. The undercarriage is painted in some quiet color, tastefully striped. These gigs are never finished in natural wood.

Harness: The harness has a bridle with square winkers, a gig or Buxton bit, sidecheck bearing rein, bridle fronts and rosettes of metal, Kay collar and well-fitted hames connected at the bottom with a chain and a ring. A breastplate or standing martingale is usual; the backstrap lined and stitched with the crupper sewn on; the saddle of English pattern with French or Tilbury tugs; a kicking strap is usually worn; brown driving reins. If the gig has a whiffletree, a breast collar of adequate size may be used.

Spares and appointments: Small lamps of square pattern are usual and a small kit of tools and a wheel wrench should be carried. A dashboard clock and a whip socket are desirable.

Horses: A gig horse should be an attractive horse standing 15.1 to 15.2 hands, of good conformation and bold head carriage. It should be sharp moving with high stylish action with a good length of stride that allows it to cover the ground at a good pace.

Attire: The driver wears a grey top hat in summer during daylight and a black top hat at other times.

The driver wears an apron or knee rug. The groom wears dress livery.

VILLAGE CART, TWO-WHEELED DOG CART

Definition: These carts are usually made to seat four people, back to back. There is an adjustable seat to achieve the proper balance and the driver should have an adjustable foot-rest. The balance should be adjusted to bring a small amount of weight on the horse’s back when the cart is loaded but not moving. The balance should NEVER be to the rear so that only the belly band prevents the cart from tipping up.

Paint and bodywork: The body is usually painted black and the shafts, springs and wheels in color and neatly striped.

Harness: The harness has a bridle with D-shaped winkers, a full noseband and a Liverpool or similar bit. A four-ringed or Wilson snaffle may also be used, but a Buxton bit is too dressy for such carts. The collar may be of Kay or rim design with hames connected at the bottom by a chain for preference. A false martingale or breastplate is usual. The saddle should be made on a tree with an inside channel through which the backband can slide freely. Open tugs are usual. The saddle should be well padded and 4-1/2 or 5 inches wide. The back-strap may have the crupper buckled or sewn on. A breeching or kicking strap is usual.

Horses: The horse should be well muscled, have good clean bone and be of the right size for the cart.

He should have good manners with free striding, straight action.

Attire: The driver and passengers may dress informally and the groom, if one is carried, wearing stable livery.

ROAD OR JOGGING CART

Definition: Light road carts are used for exercise and formerly they were sometimes used as personal conveyances like plain buggies. They may be painted to suit the individual's taste.

Harness: The harness is similar to buggy harness and usually has a bridle with an overdraw check and a snaffle bit. A bridle with a full noseband and a double-ring or Wilson snaffle or a Liverpool bit is acceptable and may be preferred by some judges. Although the saddle has little weight to carry, it should be well enough stuffed so that no weight bears directly on the horse's spine.

Horses: The usual road cart horse is of a fast trotting type.

FOUR-WHEELED BUGGY

Definition: This is a vehicle of general utility.

Paint and bodywork: The general style of painting was the body black and the running gear in some dark color with or without striping.

Harness: The harness should be of a simple kind with a bridle with square winkers, snaffle bit and overdraw check. A bridle with a full noseband and a Wilson snaffle or a Liverpool bit is also quite appropriate. A breeching may or may not be used. Except for the heavier Goddard buggy, breast collars are usual.

Horses: The horse may be of trotting type, capable of moving at a good working trot. A pair may be driven to a buggy.

RUNABOUT, AMERICAN STANHOPE

Definition: These small vehicles were popular at the turn of the century and may be considered as light phaetons.

Paint and bodywork: Some were finished in natural wood, others were painted with a black body and undercarriage in sporting colors.

Harness: The harness has a bridle with D-shaped winkers, a full noseband and a Liverpool or elbow bit, preferably no bearing rein. A breast collar is usual and a breastplate is optional. A breeching is also optional. The harness should be of good quality with most straps lined and stitched. Brown reins.

Horses: The horse should be a stylishly moving horse of great quality, able to trot at a smart pace.

High action is not essential.

ROCKAWAY, CARRYALL, DEPOT WAGON, SURREY, CABRIOLET

Definition: These are some of the types of family vehicles that were very popular throughout North America.

Paint and bodywork: They were usually painted in sober style with the body black, the undercarriage in some fairly dark color, tastefully striped. The cushions are usually covered in broadcloth of a color matching the undercarriage, or in black leather. The dash and fenders, if any, are usually covered with patent leather. A Surrey may have a standing top with a fringe. Most are fitted with shafts or a drop pole that attaches to couplings on the front axle.

Harness: The harness has a bridle with D-shaped winkers, bridle front of metal; side-check bearing rein or none at all; Liverpool or similar bit; collar of rim pattern with hames with chain connection at the bottom or with hamestraps at top and bottom; anchor or finger drafts; traces with slotted ends connected directly to the hames or to short hame tugs; saddle with straight or swell panels about 4 or 4-1/4 inches wide. Open or Tilbury tugs may be used and a breeching is normal. The harness straps may be lined and stitched or of single leather, the former preferred. A false martingale or breastplate is not essential.

Pair harness is similar in style with short hame tugs and trace loops on the pads. Trace bearers are usual. A neck-yoke is used with a drop-pole, but if the pole is supported by a chain or strong spring, a crab pole-head and leather pole pieces may be used.

Horses: The horse (or horses) for a family vehicle should be 15.2 to 16 hands, with ample bone and weight for the work. High action is not wanted but a straight moving trot with a good length of stride and a regular active walk are what is needed. Good manners are essential.

COMMERICAL VEHICLES

Definition: There is a wide variety of commercial vehicles used in the business of various trades.

Each trade will have particular types and styles of vehicles, harness and horses suitable for that type of business.

Paint and bodywork: Vehicles are usually painted with signage indicating the proprietor, the location and the type of business and perhaps a business slogan.

Harness: The harness is well suited for the type of work and may also be decorated by the harness maker in order to attract attention and to be particularly memorable to the customers.

Horses: The horse (or horses) for a commercial vehicle should be especially suited for the type of business. Commercial turnouts should be asked only for walk, slow and working trot and are expected to be able to back and stand quietly. Good manners are essential.

RULES FOR DRIVEN DRESSAGE

SUBCHAPTER CP-20 GOVERNING REGULATIONS

Dressage classes at Carriage Pleasure Driving Shows should also reference the Rules for Pleasure Driving Competitions.

CP501 General

1. The object of Dressage is the harmonious development of the physique and ability of the horse. Through progressive training, the horse becomes calm, supple, and flexible as well as confident, attentive and keen in its work.
2. These qualities are revealed by:
   a. The freedom and regularity of the paces;

   b. The harmony, lightness and ease of movement;
   c. The lightness of the forehand and the engagement of the hindquarters, originating in a lively impulsion;
   d. The acceptance of the bridle, without any tenseness or resistance.
3. The horse, confident and attentive, submits generously to the driver, remaining straight in any movement on a straight line and bending accordingly when moving on curved lines.
4. The horse's walk is regular, free, and unconstrained. The trot is free, supple, regular, sustained and active.
5. Because the horse has impulsion and is free from resistance it will obey without hesitation and respond to the various aids calmly and with precision, displaying a natural and harmonious balance both physically and mentally.
6. In all its work, even at the halt, the horse should be "on the bit." A horse is said to be "on the bit" when the hocks are correctly placed, the neck is more or less raised and arched according to the stage of training and the extension or collection of the pace, and it accepts the bridle with a light and soft contact and submissiveness throughout. The head should remain in a steady position, as a rule slightly in front of the vertical, with a supple poll as the highest point of the neck, and no resistance should be offered to the driver.
7. The object of the Driven Dressage Test is to judge the freedom, regularity of paces, harmony, impulsion, suppleness, lightness, ease of movement and correct bending of the horses on the move. Competitors will also be judged on style, accuracy and general control of their horses, and also on their dress, condition of their harness and vehicle and the presentation of their whole turnout. Presentation for Training and Preliminary division entries may be judged at the halt, in a separate area, prior to the Driven Dressage Test.

CP502 The Halt

1. At the halt, the horse should stand attentive, motionless and straight, with the weight evenly distributed over all four legs. If a multiple, all must be square and aligned with one another. The horse may quietly champ the bit, while maintaining a light contact with the driver's hand, and should be ready to move off at the slightest indication.
2. The halt is obtained by the displacement of the horse's weight on the quarters by properly used aids, driving the horse forward toward a restraining but allowing hand, causing an almost instantaneous but not abrupt halt from the previously fixed pace.

CP503 Walk

1. The walk is a marching pace in which the footfalls of the horse's feet follow one another in four-beat time, well-marked and maintained in all work at the walk. When the four beats cease to be distinctly marked, even and regular, the walk is disunited or broken. It is at the pace of the walk that imperfections in progressive training are most evident.
2. The following walks are recognized: Free walk on a long rein, working walk, lengthened walk.
   a. Free Walk: The free walk is a pace of relaxation in which the horse is allowed the freedom to lower and stretch out its head and neck to the utmost. The reins must be long enough to allow for this stretch, however, they should not be loose enough to loop. It is desirable that the hind feet touch the ground clearly in front of the foot prints of the fore feet (overtracking).
   b. Working Walk: A regular and unconstrained walk. The horse should walk energetically but calmly with even and determined steps with distinct, marked, four equally spaced beats. The driver should maintain a light and steady contact with the horse's mouth ("on the bit"). The horse's hind feet should touch the ground in front of the prints of the forefeet.
   c. Lengthened Walk: This is a more determined and ground-covering walk than the working walk.
   d. The main difference between the free walk and the lengthened walk is that the driver now actively asks the horse to produce more push from behind and thus lengthen its stride. The horse must flex its poll somewhat and is expected to work into the bit on a soft contact. The horse should not stretch as long and as low as in the free walk, but has to show a definite lengthening and lowering of the frame compared to the working walk. Some overtrack is expected.

CP504 Trot

1. The trot is a pace of two-time on alternate diagonal legs (near fore and off hind leg and vice versa) separated by a moment of suspension.
2. The trot, always with free, active and regular steps, should be moved into without hesitation.
3. The quality of the trot is judged by the general impression, the regularity and elasticity of the steps – originated from a supple back and well-engaged hindquarters – and by the ability to maintain the same rhythm and natural balance.
4. The following trots are recognized: Collected trot, Working trot, Medium trot, Lengthen stride in the trot, and Extended trot.
    a. Collected Trot: In the collected trot the horse is expected to move with more impulsion and engagement than in the working trot. Therefore the horse's haunches must be more compressed, its loins more strongly coiled and its croup lowered. As a result the horse's neck and head will be raised higher and its center of balance will be shifted permanently more toward the rear, thus enabling the shoulders to move with greater ease and freedom with the poll the highest point. The nose should not be over bent or the neck restricted. As the horse's frame is shorter than in other trots, its steps will also be shorter but must be more elevated, and the horse appears lighter and more mobile throughout. Hollowing and/or stiffening the back are severe faults. Only a moderate degree of collection should be expected from a driving horse.
    b. Working Trot: A regular and unconstrained trot, in which a horse, even if not yet trained and ready for collected movements, shows itself properly balanced and remaining on the bit, goes forward with even, elastic steps and good hock action. The expression "good hock action" means here a free and energetic forward swing of the hind legs with hocks brought well forward underneath the horse's body, aiding in its free forward movement. The steps of the hind feet must at least be touching the ground in the footprints of the fore feet.
    c. Medium Trot: The Medium Trot is between the working trot and extended trot. The horse lengthens its stride through greater impulsion from the hindquarters. The driver allows the horse, remaining 'on the bit', to lengthen its frame with the nose slightly in front of the vertical. The hind feet should overtrack the footprints made by the fore feet. The horse must remain in balance while maintaining the same rhythm with strides of equal size. Hurried strides are not asked for and is a severe fault, along with being behind the vertical.
    d. Lengthen Stride In The Trot: This trot is used as a preparation for the extended trot. While maintaining the same rhythm, the horse covers more ground than in the working trot. The horse must lengthen and lower the frame and stride while remaining on contact.
    e. Extended Trot: The horse lengthens its stride to cover as much ground as possible as a result of greater impulsion from the hindquarters. The driver allows the horse, remaining "on the bit" without leaning on it, to lengthen its frame to gain ground, with the nose slightly in front of the vertical. The hind feet must clearly overtrack the prints made by the fore feet. The horse must remain in balance while maintaining the same tempo with steps of equal size. Going faster is not asked for, and is a severe fault.

CP505 Reinback

1. The reinback is a backward movement in which the feet are raised and set down simultaneously by diagonal pairs.
2. At the preceding halt as well as during the reinback, the horse, although standing motionless and moving back respectively, should remain on the bit, maintaining its desire to move forward.
3. Anticipation or precipitation of the movement, resistance to or evasion of the hand, deviation of the quarters from the straight line, spreading or inactive hind legs and dragging fore feet are serious faults.
4. If, in a dressage test, a trot is required after a rein back, the horse should move off immediately into its pace, without a halt or intermediate step.

CP506 Shoulder-In

Shoulder-in for the driven horse is performed in Collected Trot. The leaders are positioned so that the outside leader's tail is in front of the head of the pole. The leaders' shoulders are taken to the inside with a constant angle of approximately 30 degrees and a slight but consistent bend in the neck. The inside hind leg steps forward into the line of the outside front leg so that the horses are working on three tracks. Impulsion, rhythm and engagement must be maintained throughout. Too much bend in the neck results in loss of rhythm and suppleness. The wheelers must remain straight with no counter bend.

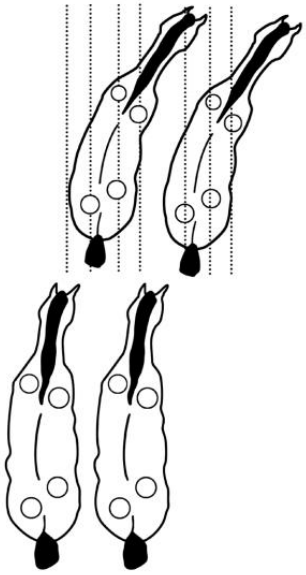

CP507 Stretching the Frame

The horse gradually takes the reins, stretching forward and downward with light contact, while maintaining balance, rhythm and tempo and quality of the gait.

CP508 Transitions

1. The changes of pace should be clearly shown when the horse's nose arrives at the prescribed marker; they should be quickly made, yet must be smooth and not abrupt. The rhythm of a pace should be maintained up to the moment the pace is changed or the horse halts. The horse should remain light in hand, calm and maintain a correct position in balance and on the bit.
2. In the lower levels, transitions from trot to halt and from halt to trot may be executed progressively through the walk by making two or three well-defined walk steps.

CP509 Half-Halt

The half-halt is a hardly visible, almost simultaneous, coordinated action of the aids, (voice, whip, and hands of the driver), with the object of increasing the attention and balance of the horse before the execution of several movements or transitions to lesser and higher paces. In shifting slightly more weight onto the horse's quarters the engagement of the hind legs and the balance on the haunches are facilitated for the benefit of the lightness of the forehand and the horse's balance as a whole.

CP510 Changes of Direction

At the changes of direction, the horse should adjust the bend of its body to the curvature of the line it follows, remaining supple and following the indications of the driver without resistance or change of pace, rhythm or speed.

CP511 Figures

1. Serpentine: This is a series of half-circles from one side of the arena to the other, connected by straight lines. Starting and finishing by driving into the corners is incorrect. The number of loops is prescribed in the tests.
2. Figure of eight: This figure consists of two exact circles of equal size as prescribed in the test, joined at the center of the eight. The horse should straighten an instant before changing direction at the center of the figure.
3. Half-circle: This movement consists of a half-circle of stated diameter followed by a return to the original track on a straight line. In a pair or four-in-hand, the pole should touch the centerline briefly at the end of the half circle before returning to the track on a straight line.
4. The deviation: A gradual movement away from the long side of the arena to reach a maximum value prescribed with a gradual movement back to the track.

CP512 Collection

The aim of the collection of the horse is:

1. To further develop and improve the balance and equilibrium of the horse, which has more or less been displaced by the additional weight of the vehicle.
2. To develop and increase the horse's ability to lower and engage its quarters for the benefit of the lightness and mobility of its forehand.
3. To add to the "ease and carriage" of the horse.
4. Collection is, in other words, improved and effected by engaging the hind legs, with the joints bent and supple, forward under the horse's body.
5. The position of the head and neck of a horse at the collected pace is naturally dependent on the stage of training and in some degree, on its conformation. It should, however, be distinguished by the neck being raised and unrestrained, forming a harmonious curve from the withers to the poll, the poll being the highest point, with the head slightly in front of the vertical.

CP513 Submission

1. Submission does not mean a truckling subservience, but an obedience revealing its presence by a constant attention, willingness and confidence in the whole behavior of the horse, as well as by the harmony, lightness and ease the horse is displaying in the execution of the different movements. The degree of submission is also manifested by the way the horse accepts the bridle with a light contact and a supple poll, or with resistance to or evasion of the driver's hand, being either "above the bit" or "behind the bit" respectively.
2. Putting out the tongue, keeping it above the bit or drawing it up altogether, as well as grinding the teeth and swishing the tail, are mostly signs of nervousness, tenseness or resistance on the part of the horse and must be taken into account by the judges in their marks for the movement concerned as well as in the collective mark for "submission."

CP514 Position and Aids of the Driver

1. The driver should be seated comfortably on the box so as to be relaxed and effective. Either the one- or two-handed method of driving is acceptable. Common to both methods, the elbows and arms should be close to

the body with an allowing but steady hand enabling a consistent “feel” with the horse’s mouth. Drivers should not be penalized or rewarded for using one style over another.
2. The use of the whip and the voice are important aids in driving. They should be used as effectively and unobtrusively as is reasonably possible.

CP515 Dress

1. Competitors are reminded that neatness should be the first requisite. The dress of the competitor and grooms must conform to the style of carriage and harness used. Period costumes, however, are not desirable.
2. Driving aprons, hats, gloves and whip in hand are obligatory for competitors. The whip must be of suitable style and adequate length.

CP516 Arena and Exercise Areas

1. The arena should be on as level ground as possible. The large arena is 100 meters long and 40 meters wide. The small arena is 80 meters long and 40 meters wide. (See Appendix CP-DR-B for arena size options for VSEs.) The size of the arena to be used is determined by the test and the turnout. The correct arena size is printed on the test. Arena measurements are for the interior of the arena enclosure. Arenas should be separated from the public by a distance of at least 5 meters, 10 if possible. The enclosure itself should consist of a low fence (boards, breakable chain, etc.) Letter A should be easy to remove, to let competitors in and out of the arena in a suitable way, or must be placed at least 5 meters away from the arena.
2. The letters outside the enclosure should be placed about 0.5 meters from the fence and clearly marked. It is permissible to decorate the letters with flowers or greenery to enhance the appearance of the arena.
3. The marking of the center line, throughout its length, and the three points D, X, and G are obligatory and must be as clearly marked as possible without being of a nature to frighten the horses. On that account is recommendable: on a grass arena, to mow the grass on the center line shorter than the other parts of the arena, and on a sand arena to roll or rake the center line in a suitable way. In such cases the three points D, X, and G should suitably be mowed, raked or rolled about two meters straight across the center line.
4. In the case of inclement weather or during winter, the use of an indoor arena may be desirable with the necessary modifications to meet local conditions. The requirements for the outdoor arena, however, apply as far as is possible.
5. An exercise area must be provided far enough away from the arena so as not to disturb the competitors during their tests. It should be of sufficient size for several competitors to prepare their horses at the same time. If possible a practice arena with perimeters and letters should be provided.

CP517 Tests

The Federation approves dressage tests for use at USEF Licensed driving competitions. Tests must include the appropriate elements for each level of test.

1. Training Level Tests: The purpose of these tests is to establish that the correct foundation is being laid for the training of the driving horse requiring the green horse to move freely forward in a free walk on long rein and the working trot, in rhythm while accepting the bit with relaxation, through transitions and 40m circles. This level is also intended to encourage the inexperienced driver.
2. Preliminary Level Tests: The purpose of these tests is to establish that the horse has acquired a degree of balance and suppleness in addition to the rhythmical, free forward motion expected at the Training Level. While consistently accepting the bit the horse exhibits more activity of the haunches in the working trot and lengthened walk. To be demonstrated in: 30m circles, 20m half-circles, serpentines, lengthened trot and stretching the frame.
3. Intermediate Level Tests: The purpose of these tests is to establish that the horse has become more freely forward with greater use of the haunches than at the Preliminary level, while remaining light in hand without

resistance. To be demonstrated in the working walk and trot, the lengthened trot, collected trot, the 5 second halt, the reinback, and the serpentine.

CP518 Execution of the Tests

1. The dressage test must be driven from memory.
2. No passengers are permitted, and grooms must sit in their correct places. One groom is optional for singles; one groom is mandatory for pairs, tandems, and VSE four-in-hand and two grooms are mandatory for unicorns and four-in-hands. (A knowledgeable adult horseman must accompany a Junior Driver under 14 years of age. No additional grooms or passengers are permitted. Failure to comply incurs elimination.
3. At the salute, drivers should take the reins in one hand. A lady shall raise the whip vertically or horizontally in front of her face; a gentleman shall remove their hat and let the arm drop loosely along the body or may render the salute as does the lady. The whip salute is used to acknowledge the judge at the start and finish of an individual test or at the beginning and end of a dressage test. The whip salute is also performed in the following ways.
   By moving the whip, held in the right hand, to a vertical position, the butt end even with the face.
   By moving the whip, held in the right hand, to a position parallel with the ground, the handle before the face.
   A gentleman may place the whip in the left hand and remove their hat.
4. Error of Test: If a competitor attempts to perform a movement, or attempts to maintain the pace required and fails to do so, but does not deviate from the track, the judge at “C” may either treat it as an “Error of Course” (see CP518.5), or they may decide to give the movement an appropriate mark.
5. Error of Course:
   a. It is an “Error of Course” when a competitor deviates from the required track or when a movement is performed at the wrong pace or omitted altogether.
   b. In the event of a competitor making an Error of Course, the judge at “C” will ring the bell and stop the competitor. The competitor must then resume the test from the beginning of the movement where the error was made. If the competitor is in any doubt, they may approach the judge at “C” for instructions.
6. For “an error of course” or if a groom dismounts, penalty marks will be awarded as follows:

First incident	5 penalty marks
Second incident	10 penalty marks
Third incident	Elimination

7. If the Judge at C Jury has not noted an error, the competitor has the benefit of the doubt.
8. Disobedience – any resistance in the forward movement, kicking or rearing is considered to be disobedience and will be penalized as:

First incident	5 penalty marks
Second incident	10 penalty marks
Third incident	Elimination

9. Penalty points are noted only on the judge’s sheet held by the judge at “C”.
10. Disconnected or broken harness: Should the rein, pole strap, chains or trace become disconnected or broken, or should the horse get a leg over the pole, trace or shaft, the judge at “C” will ring the bell and a groom must dismount and reconnect or repair the broken part. The competitor will be penalized for a groom(s) dismounting.
11. In a case of marked lameness, the Judge at “C” informs the competitor that they are eliminated. There is no appeal against this decision.

12. A competitor who does not enter the arena within 90 seconds after the entry bell is rung for the test shall be eliminated at the discretion of the Judge at “C”. No competitor can be required to drive prior to their scheduled time.
13. If, during the test, the entire turnout leaves the arena, the competitor is eliminated. If part of a turnout leaves the arena, it shall be scored as a poor movement and appropriate marks awarded.
14. A competitor leaving the arena at the end of a test in any way other than prescribed in the test will be penalized by an error. A competitor leaving the arena at the end of their test at any point other than “A” will be penalized for an error.
15. Competitors shall be allowed to drive the outer perimeter of the arena before entering if possible.
16. Competitors will not be allowed to school in or around the arena while a class is in progress.
17. The judge at “C” may allow a competitor to restart a test if, in their discretion, some unusual circumstance has occurred to interrupt a test.
18. Any intervention by a third party not riding on the vehicle, whether solicited or not, with the object of facilitating the task of the Competitor or their horses, is forbidden as Outside Assistance. Grooms must remain seated in their proper places between entering and leaving the arena. They are not permitted to handle the reins, the whip, or speak unless they are dismounted and the vehicle is stationary.

CP519 Time

The execution of the tests is not timed. The times shown on the test sheets are for scheduling information only.

CP520 Marking

1. All movements and certain transitions from one to another which have to be marked by the judge(s) are numbered on the judge’s sheets.
2. They are marked from 0-10, with 0 being the lowest mark and 10 the highest mark.
3. The scale of marks is as follows:

10 – Excellent	9 – Very Good	8 – Good	7 – Fairly Good	6 – Satisfactory
5 – Marginal	4 – Insufficient	3 – Fairly Bad	2 – Bad	1 – Very Bad
0 – Not Executed *				
*“Not executed” means that nothing of the required movement has been performed				
Half-marks can be awarded.				
*“Not executed” means that practically nothing of the required movement has been performed.				

4. Collective marks are marked after the competitor has finished their performance for:
   a. Gaits
   b. Impulsion
   c. Submission
   d. The driver’s handling of the reins and whip; correctness and effect of the aids.
   e. Each collective mark is awarded from 0 to 10.
5. The collective marks, as well as certain difficult and/or infrequently repeated movements, can be given a coefficient of more than 1 which is fixed by the Carriage Pleasure Driving Committee and appears on the test.
6. The mark for each movement should first establish the fact of whether the movement is performed insufficiently (4 or below) or marginal or better (5 or above). The judge should state the reason for each mark, as far as possible, but particularly for marks 5 downward.
7. A movement which must be carried out at a certain point of the arena should be done at the moment when the horse’s nose is above this point.
8. If a problem appears once, it may be treated lightly by the judge. If it appears successively, the judge will score it more harshly each time, i.e., nodding, stumbling, shying, etc.

9. Signs of tenseness or resistance on the part of the horse should be considered in the marks for each movement where they appear, as well as in the collective marks. Horses which get their tongues over the bit or perform with an open mouth shall be marked down.
10. The levels of dressage are offered as a means of evaluating a horse that is changing. The purpose of each test is printed thereon. The horse shall be considered in the light of the degree of training it should have achieved to be shown at that level.
11. Allocation of marks: The judges will allocate their marks individually, and there will be no consultation among judges once the competitor has commenced the test.
12. Pairs and multiple turnouts: Pairs, tandems, and four-in-hands will be judged as a whole and not as individual horses.
13. Pace: The definition of paces – movements will apply to all types and breeds of horses.
14. Terminology: The following must be considered when judging Driven Dressage movements:
    a. Obedience and Lightness – willing response to aids without resistance; correctness of bend.
    b. Regularity – the regularity, evenness and rhythm with which the horse puts its feet to the ground.
    c. Contact- the tension in the reins between the driver's hands and the horse. It should be light and flexible and maintained at all times.
    d. Impulsion – the willingness of the horse to go forward energetically at all times and to respond quickly and evenly to changes of pace. The horse must remain in balance while maintaining the same tempo with steps of equal size.
    e. Straightness – carrying the head, neck and body in a straight line with the weight evenly divided among the legs.
    f. Collection – roundness and engagement with good hock action, elevated poll allowing the shoulders to move with ease. The horse's energy is contained in a more deliberate pace than in the Working Trot. The haunches are more compressed, the croup is lowered, and the forehand is elevated to the same degree. The stride is shorter but more powerful than the working trot and the front legs will move from the shoulder with greater agility resulting in lightness and greater mobility throughout. The neck should be more arched. The shortening of the frame is not and never should be a result of pulling back but rather of asking and allowing the horse to move forward into the driver's hand.
    g. Accuracy – Accuracy of turns, circles, serpentines, alongside rails, deviations.

CP521 General Impression

1. Principle: There are five boxes at the end of the Judges' Score Sheets for marks on General Impression.
2. Paces/Gaits: Regularity and freedom (if Four-in-hand, Pair or Tandem, maintenance of pace/ gait by all horses). The quality of paces/gaits in each movement is marked under the appropriate movement. The mark for the general impression must reflect paces/gaits and transitions during the whole test.
3. Impulsion: Moving forward, engagement of the hindquarters (if Four-in-hand, Pair, or Tandem, all horses working). The level of impulsion may vary between movements and pace, but the mark for impulsion must reflect the performance of the horses through the test.
4. Obedience and Lightness/Submission: Response to aids, willing and without resistance. Correctness of bend. Suppleness.
5. Competitor: Use of aids, handling of reins and whip, position on the box, accuracy of the figures. The mark must reflect the consistent level of accuracy and quality of transitions.
6. Presentation:
    a. Appearance of competitor and grooms, cleanliness, fitness, matching and condition of horses, vehicle and harness.
    b. Bandages and brushing boots are not permitted under any circumstances. Failure to comply entails 10 penalty points.

CP522 Classification and Scoring

1. After each performance and after each Judge has given their collective marks, which must be done with due consideration, the judges' sheets pass into the hands of the scorers.
2. In regular dressage competition (pleasure shows, etc.) the total number of points awarded by each judge will be added together and divided by the number of judges to obtain the average. Any penalties as defined in CP518 awarded by the judge at C will be deducted from the average to obtain the total. The competitor with the highest number of points will be placed first. The winner is the competitor having the highest total points, the second, the one with the next highest total points and so on. In the case of equality of points, the competitor with the highest marks received under General Impressions shall be declared the winner. When the scores for General Impressions tie, the judge may be required to decide on a winner after review of both score sheets or the horses may remain tied.
3. In Driven Dressage classes, scores must be shown in percentages as in ridden dressage classes. The formula to calculate the percentage score can be found on the Driven Dressage tests.

BOD 06/17/2025 Effective 12/01/2025

CP523 Ground Jury

1. The invited judges compose the Ground Jury and must be selected from:
   a. the current list of Federation Carriage Pleasure or Combined Driving Judges
   b. the current list of Federation Dressage judges
2. The judge is placed five meters from the end of the arena opposite the letter C.
3. A separate enclosure (tent, trailer etc.) should be provided for each judge. It should be raised at least 0.5 meters (20 inches) above the ground to give the judge a good view of the arena.

CP524 Technical Delegate

1. There must be a Technical Delegate for Federation licensed open Carriage Pleasure Driving Competitions and for Federation Regular Member competitions that have more than 15 Carriage Division classes. Technical Delegates must be selected from the list of Federation licensed Combined Driving or Carriage Pleasure Driving Technical Delegates.
2. There must be a Technical Delegate or C2 Steward for Federation licensed breed restricted competitions with 15 or less Carriage division classes.

CP525 Responsibilities of Organizer

1. Classes should be divided by similar turnouts (singles, pairs, fours, etc.). Horses may not be entered more than once in any dressage class. At Carriage Pleasure Driving Competitions or Driven Dressage Competitions, competitors may enter two consecutive levels with the same horse and driver combination, e.g. Training and Preliminary or Preliminary and Intermediate.
2. No judge shall be required to officiate longer than eight hours in one day. A scheduled 10 minute break must be provided for every two hours of judging.
3. A tentative class schedule must be included in the prize list. If the day of competition is changed, forcing a competitor to withdraw, their entry fees must be refunded.
4. Organizers should prepare a time schedule including all driving times. If possible, competitors should be notified of their driving time in advance. In preparing the schedule consideration should be given to drivers entered in more than one class.
5. Time intervals should be scheduled between classes to allow for judges' breaks and award presentations. The time schedule should be posted in a conspicuous place by noon the day before the competition.
6. Following the presentation of awards for each class, the judge's score sheet should be given to the competitor.

CP526 Abuse

The General Regulations refer to abuse. (See GR839)

CP527 Equipment

1. Style of harness or vehicle should not influence the type of bit being used (CP118).
2. Bandages and brushing boots are not permitted. Failure to comply entails 10 penalty points.
3. Auxiliary reins, including any type of check reins or martingales are not permitted (unless appropriate to the vehicle). Side checks may be used in Training division only.

APPENDIX CP-DR-A. ABBREVIATIONS USED IN SCRIBING FOR A JUDGE

@	at
abr.	abrupt
attn.	attentive
bal.	balance
bd. bdg.	bend, bending
bef.	before
beh.	behind
bet.	better
c-ln.	centerline
cfl.	counter flexed
col.	collected, collection
cor.	corner
corr.	correct
cant.	canter
d.	driver
dep.	depart
diag.	diagonal
dir.	direction, direct(ly)
disob.	disobedient
eng.	engaged, engagement
ext.	extended, extension
flex.	flexed, flexion
fwd.	forward
gd.	good
h.	horse
ha.	haunches
ht.	halt
hur.	hurried
imp.	impulsion
inattn.	inattentive
incomp.	incomplete
incor.	incorrect
inw.	inward
irreg.	irregular
L.	left

lat.	lateral(ly)
ld.	lead
let.	Letter
lngth.	lengthening
long.	longitudinal
o.	circle
ob.	obedient
obv.	obvious
r.bk.	rein-back
reg.	regular, regularity
res.	resistant, resistance
rhy.	rhythm
rt.	right
sal.	salute
sat.	satisfactory
serp.	serpentine
slt.	slight(ly)
sm.	small
	square
fr. o.	square front only
st. b.	stepped back
str.	straight
strg. o.	strungout
thru	through
tr.	trot
trans.	transition
^ trans.	up transition
trans.	down transition
unus.	unusual
us.	usual(ly)
v.	very
vert.	vertical
w/, c	with
~	weaving
wr.	wrong

APPENDIX CP-DR-B SMALL AND LARGE ARENAS

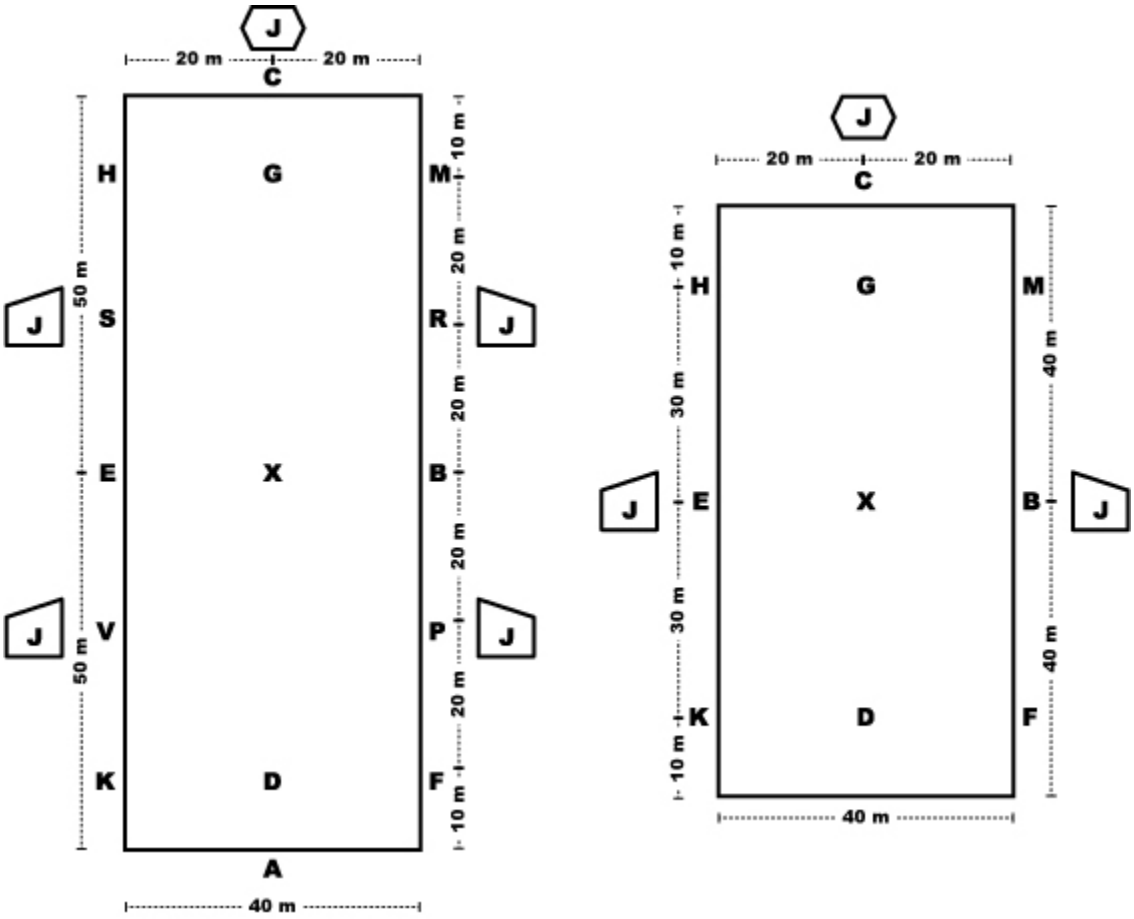

Diagram of Large (100m) and Small (80m) Dressage Arenas

For VSE size-adjusted arena diagrams, refer to Chapter DC Very Small Equines Reference and Size-Adjusted Arena Diagrams

APPENDIX CP-DR-C. DRIVEN DRESSAGE TESTS

* Tests for multiples may be driven in a 40 x 100 meter arena.

** Time to be increased for VSE and small ponies competing in a 40x80 arena.

CP TEST	Average Driving Time	Total Scheduled Time Per Test **	Arena Size (Meters)	Total Points Possible
TRAINING LEVEL				
CP Test 1	7 ½ min	10 min	40 x 80 *	170
CP Test 2	7 min	9 min	40 x 80 *	180
CP Test 3	6 min	8 min	40 x 80 *	160
PRELIMINARY LEVEL				
CP Test 1	7 min	9 min	40 x 80 *	210
CP Test 2	7 ½ min	10 min	40 x 80 *	200
CP Test 3	10 min	12 min	40 x 80 *	240
INTERMEDIATE LEVEL				
CP Test 1	9 min	11 min	40 x 80*	220
CP Test 2	7½ min	10 min	40 x 80*	250
CP Test 3	7 min	9 min	40 x 80 *	230

CHAPTER DC DRIVING - COMBINED DRIVING DIVISION

SUBCHAPTER DC-1 GENERAL

DC900 USEF National Rules for Combined Driving Events

SUBCHAPTER DC-2 STRUCTURE OF PHASES

DC901 Categories and Levels

SUBCHAPTER DC-3 CLASSIFICATION

DC902 Phases

DC903 Events

DC904 Equality of Scores

DC905 Official Results

DC906 Principles

SUBCHAPTER DC-4 ELIGIBILITY

DC907 Minimum Age – Athletes and Grooms

DC908 Minimum Eligibility Requirements

DC909 Eligibility Procedure for National Championships

DC910 Hors Concours

DC911 Entries

DC912 Schedule of the Event

SUBCHAPTER DC-5 ATHLETES AND GROOMS

DC913 Dress, Safety, and Whips

SUBCHAPTER DC-6 HORSES

DC914 Age of Horses

DC915 Height

DC916 Number of Horses

DC917 Special Conditions

DC918 Welfare of the Horse (Abuse of Horses and Doping)

DC919 Stable Security

DC920 Examinations and Inspections of Horses

SUBCHAPTER DC-7 carriages and harness

DC921 Permitted Carriages

DC922 Weights and Dimensions

DC923 Equipment

DC924 Tires

DC925 Harness, Carriage, and Horses

DC926 Advertising on Carriages, Harness, and Clothing

DC927 Safety

© USEF 2026

SUBCHAPTER DC-8 CONDITIONS FOR PARTICIPATION

DC928 Participation

DC929 Identification Number

DC930 Outside Assistance

SUBCHAPTER DC-9 SUBSTITUTIONS

DC931 Substitutions

SUBCHAPTER DC-10 order of starting

DC932 Starting Order

SUBCHAPTER DC-11 DRIVEN DRESSAGE

DC933 General

DC934 The Arena

DC935 Driven Dressage Tests

DC936 Conditions

DC937 Judging

DC938 Movements and their Descriptions

DC939 General Impression

DC940 Scoring

DC941 Summary of Driven Dressage Penalties

DC942 Classification

SUBCHAPTER DC-12 MARATHON

DC943 General

DC944 The Course

DC945 Obstacles

DC946 Inspection of the Course

DC947 Times

DC948 Penalties on the Marathon Course

DC949 Obstacle Penalties

DC950 Judges

DC951 Officials

DC952 Classification

DC953 Summary of Penalties in Marathon

SUBCHAPTER DC-13 CONES

DC954 General

DC955 Phases

DC956 The Course

DC957 Obstacles

DC958 Cones Phase

DC959 Judging Cones Phase
DC960 Fault Phase
DC961 Drive-Off
DC962 Time Phase
DC963 Phase in Two Phases
DC964 Phase with a Winning-Round
DC965 Summary of Penalties in Cones

SUBCHAPTER DC-14 OFFICIALS

DC966 Expenses
DC967 Transportation during the Event
DC968 Conflict of Interest
DC969 Judges
DC970 Composition of the Ground Jury
DC971 Technical Delegate
DC972 Course Designers
DC973 Stewards
DC974 Veterinary Delegate
DC975 Rotation of Officials
ANNEX 1 Driven Dressage Arena 100 m x 40 m
ANNEX 2 Driven Dressage Arena 100 m x 40 m
ANNEX 3 Driven Dressage Arena 80 m x 40 m
ANNEX 4
ANNEX 5
ANNEX 6
ANNEX 7
ANNEX 8
ANNEX 9 Cone Specifications
ANNEX 10
APPENDIX DC-A MEASUREMENT OF COMBINED DRIVING PONIES
ANNEX 11 OTHER PHASE FORMATS

The below Phase formats are permitted.

CHAPTER DC DRIVING - COMBINED DRIVING DIVISION

SUBCHAPTER DC-1 GENERAL

DC900 USEF National Rules for Combined Driving Events

A Combined Driving Phase includes one or more of the following phases: Driven Dressage, Marathon, and Cones. The Federation recognizes three types of Combined Driving Phases:

1. Combined Tests “CT” with two phases
2. Combined Driving Events “CDE” with three phases
3. Short Format Driving Events “Short Format” with any phase(s) as long as the Marathon is Modified when offered.

These rules are intended to standardize USEF Combined Driving as far as it is possible, so that the conditions are fair and similar for all Athletes. A Driving Event commences one hour before the First Horse Inspection and concludes one half hour after the announcement of the final results. For the purposes of these rules, Short Format Driving Events begin at the time the equine arrives on Phase grounds and concludes one half hour after the announcement of the final results.

See GR 1217 for duties concerning enforcement of Federation rules. See GR 404 and 409 for Persons Responsible.

SUBCHAPTER DC-2 STRUCTURE OF PHASES

DC901 Categories and Levels

1. Classes:
   1.1. All, or any, of the following classes may be held at the same Event, but each must be classified separately:
   Horse: Single (H1), Pair (H2), and Four-in-Hand (H4)
   Pony: Single (P1), Pair (P2), and Four-in-Hand (P4)
   1.2. In Beginner, Training, Preliminary, and Intermediate only:
   Small Pony: Single (SP1), Pair (SP2), and Four-in-Hand (SP4)
   Very Small Equine: Single (VSE1), Pair (VSE2), and Four-in-Hand (VSE4)
   1.3 The Para-Driving single horse/pony class will follow the Intermediate level and Para-Driving rules. Any other Para-Equestrians may enter any division where their USEF and/or FEI Classification and dispensation will be honored.
   1.4 Divisions at USEF Combined Driving Competitions may be restricted to Junior competitors per GR128. These divisions may be held per the rules of either Training level or Preliminary level and the level must be listed in the prize list. The divisions offered may be as follows:
   Youth Horse Single (H1)
   Youth Pony Single (P1)
   All other USEF Rules apply to these divisions.
2. Levels of difficulty:
   The division levels are as follows, listed from the highest level of difficulty to the lowest level:
   Open Advanced
   Novice Advanced
   Intermediate
   Preliminary
   Training
   Beginner

2.1 To ensure uniformity, Organizing Committees must send to the Federation a draft prize list for their Event, setting out the general conditions of each Phase and any particular conditions not provided for in these rules, which they wish to present.

3. Phase Format

3.1 Combined Tests can be run over 1 or 2 days in any of the following formats.

Format 1		Format 2		Format 3		Format 4
Day 1: Dressage	Or	Day 1: Dressage or Cones	Or	Day 1: Dressage & Cones	Or	Day 1: Combined Marathon
Day 2: Cones		Day 2: Combined Marathon or Cones				

3.2 Combined Driving Events can be run over 2 or more days in any of the following formats.

Format 1	Format 2	Format 3
Day 1: Dressage	Day 1: Dressage	Day 1: Dressage & Cones
Day 2: Marathon	Day 2: Cones	Day 2: Marathon
Day 3: Cones	Day 3: Marathon	

The Dressage phase in the above referenced formats may be split over more than one day depending on the number of participants. This must be stated in the Prize List.

3.3 Short Format Driving Events can be run over 1 or 2 days, using any of the following phases or combination of phases: (see participation rules for athletes and horses in DC 928 & 916).

Phase 1	Phase 2	Phase 3
Dressage	Modified Marathon	Cones

4. For Advanced National Championships, the following Phases format has to be organized:
   Day 1: Dressage
   Day 2: Marathon
   Day 3: Cones
5. Additional Events

5.1 Organizing Committees may offer other division classes during National Championships. These additional Events must also comply with these Rules.

5.2 USEF National Championships must consist of all three phases.

BOD 01/18/2026 Effective 02/01/2026

SUBCHAPTER DC-3 CLASSIFICATION

DC902 Phases

1. At the conclusion of each phase, the Athletes will be classified according to the penalties received in that phase.
2. In each phase, the winner is the Athlete with the least number of penalties.

3. Scores will be calculated to two decimal places.

DC903 Events

1. The Final Classification for individuals is determined by adding together the penalties received in each phase. The Athlete with the lowest number of overall penalties is the winner of the Event.
2. Athletes who are Eliminated or Disqualified or who Retire or Withdraw in any one of the phases cannot be included in the Final Classification. They will only be listed on the result sheet as: Eliminated (E), Disqualified (D), Retired (R), or Withdrawn (W).

DC904 Equality of Scores

If there is an equality of scores on completion of the three phases, the Athlete with the least number of penalties in Marathon will be classified above the others. If there is still an equality of points, the scores in Dressage will be the deciding factor.

DC905 Official Results

1. Results are “official” as soon as they have been signed by the Ground Jury and published on the official board at the Show Office.

2. Inquiries, Protests and Appeals

2.1 Inquiries

The competitor or a parent or guardian of a competitor under 18 years old may inquire about any perceived scoring issues, field of play incidents, or errors in scoring during the course of the Phase and up to 45 minutes after the results are official. Such inquiries must be addressed to the Technical Delegate or a member of the Ground Jury within the specified time frame in order to be considered and will follow the protest procedure below.

2.2 Submitting Protests

Protests are only permitted concerning scoring issues or field of play incidents (except in the case of scoring recording errors, which may be corrected immediately upon discovery at any time). The competitor or a parent or guardian of a competitor under 18 years old may submit a protest against results or provisional results up to 30 minutes after the results are official. Protests must be submitted in writing within the specified time frame to the Technical Delegate, accompanied by a fee of $50.00 made payable to the Organizer, which will be refunded if the protest is upheld.

2.3 Handling Protests

The Ground Jury will make a decision on a protest after making a proper investigation and hearing all sides of the case. If necessary, the Technical Delegate and/or the Veterinarian may participate in an advisory capacity. The Ground Jury must provide an explanation to the competitor and, when applicable or possible, include the rule reference to support the decision. The President of the Ground Jury may refer any protests which they feel are beyond their discretion, to the Organizer. The Technical Delegate will record all protests, forward them to the Ground Jury, and record all decisions of the Jury. Decisions made by the Ground Jury on field of play disputes are final and not able to be protested further. Refer to the Federation Bylaws for additional information regarding Complaints and Disputes.

DC906 Principles

1. Penalties
   The Rules concerning the Event and each phase must be strictly enforced by the Ground Jury. Athletes who

fail to comply with these Rules may incur Disqualification or Elimination, unless some other penalty is prescribed in the relevant rule.

2. Yellow Warning Card
   Where there is abuse of Horses in any form or incorrect behavior towards the Event Officials or any other party connected with the Event, violation of any driving rule, non-compliance with the President of the Ground Jury or the Technical Delegate as an alternative to instituting the procedures foreseen in the legal system, may deliver to the Person Responsible a Yellow Warning Card.
3. Disqualified (D)
   Athletes and horses may be disqualified for contravening certain of these rules at any time during an event. An athlete or horse who has been disqualified is prohibited from taking any further part in the event or winning any prize. Disciplinary action may be taken subsequently by the Federation.
4. Eliminated (E)
   Athletes will be eliminated from a phase as a penalty for contravening certain rules during the phase. Athletes who are eliminated may compete in subsequent phase(s) in the event.
5. Retired (R)
   Athletes, who, for any reason, do not wish to continue, may decide to retire during any of the phases. If an athlete retires in a phase they are allowed to compete in the subsequent phases in the event.
6. Withdrawn (W)
   Athletes are deemed to have withdrawn if, for any reason, they fail to start in any of the phases. Once withdrawn, athletes may not take any further part in the event with the turnout in question.
7. Lame or Unfit Horses
   If a horse is deemed to be lame or unfit by:
   The judge at C in Dressage, the horse must be disqualified and may not compete in any other phase. The athlete is eliminated.
   A member of the Ground Jury in marathon or cones, the horse will be eliminated as well as the athlete.
8. Placings and Prize Money:
   Athletes who retire or are eliminated from any phases may not be placed in that phase or in the final classification.
   Athletes may only receive prize money in phases in which they have competed without disqualification, elimination or retirement. No prize money will be awarded to an athlete who has been disqualified from any phase.

SUBCHAPTER DC-4 ELIGIBILITY

(Age of Athletes– Starting Possibilities)

DC907 Minimum Age – Athletes and Grooms

1. Age:
   Age is determined from the beginning of the calendar year in which the athlete or groom reaches the designated age. See GR103. Failure to comply with any part of this DC entails disqualification of the athlete.
   1.1. Minimum age of Athletes for Combined Tests or Combined Driving Events:

Class	Advanced & Intermediate	Preliminary, Training & Beginner
Horse Four-in-hand	18 years	
Horse Pair	16 years	
Horse Single	14 years	12 years
Pony Four-in-hand	14 years	
Pony Pair		
Pony Single	12 years	10 years

2. Age of Grooms:
   2.1 Athletes under the age of 18 years must be accompanied by a groom(s) of 18 years or older.
   2.2 Athletes of 18 years and above must be accompanied by a groom(s) of 14 years or older.
   2.3 Para-Equestrian Athletes:
   The groom must be over 18 years old. The Athlete must ensure that the groom has knowledge in driving.
3. General: Failure to comply with any part of this rule will result in the disqualification of the athlete.

DC908 Minimum Eligibility Requirements

1. Open & Novice Advanced division: Open to any athlete who has completed at least two Intermediate division CDEs with Dressage penalty points of 70 or less.
   1.1 Short Format Advanced divisions: Open to any athlete who has completed at least two Intermediate events.

2. Intermediate division - Open to athletes who have completed at least two Preliminary division CDEs with Dressage penalty points of 70 or less.
   2.1 Short Format Intermediate division: Open to any athlete who has completed at least two Preliminary events.

3. Beginner, Training and Preliminary divisions - no minimum requirements for any type of phase.

Note: “Completed” means the entry is classified in each event including marathons without being eliminated, retired, or withdrawing from any of the phases.

DC909 Eligibility Procedure for National Championships

For USEF Combined Driving National Championships, refer to the published criteria on the Combined Driving page at www.usef.org. Also see GR1112.1h and GR1113.2m.

DC910 Hors Concours

An athlete may enter as Hors Concours at the discretion of the Organizer subject to scheduling limitations.

DC911 Entries

1. The number of horses that may be entered for an event must be in accordance with the prize list.
2. Entry forms for horses must include the name/names, breed, sex, age, color, passport number and/or Federation number, and where appropriate, qualifications.
3. Refunds need not be given for no-shows or withdrawals after the closing date of entries, however, this information must be posted in the prize list.

DC912 Schedule of the Event

When applicable, the FEI Approved Schedule applies to FEI divisions which are also Federation Advanced. All other Federation divisions will follow the official prize list, which must be in accordance with Federation rules.

SUBCHAPTER DC-5 ATHLETES AND GROOMS

DC913 Dress, Safety, and Whips

1. Dress in Dressage and cones on a dressage carriage
   - 1.1 The dress of athletes and grooms must conform to the style of the carriage and harness used.
   - 1.2 Jackets or national dress, driving aprons, hats, and gloves are obligatory for athletes. Para Driving athletes from nominated profiles may compete with no gloves or adapted gloves but must have this noted on the FEI Masterlist or their Federation dispensation following classification evaluation.
   - 1.3 Grooms must wear jackets or national dress, hats, and gloves.
   - 1.4 In cones, grooms must remain seated in their dedicated seat. The first infraction of this rule will incur 5 penalties, second infraction will incur 10 penalties and the third infraction will result in Elimination.
   - 1.4.1 For Beginner, Training, Preliminary, and Intermediate levels when a marathon carriage is used in dressage or cones, the groom may either sit or stand centered behind the driver and must remain stationary in that position throughout the test/course.
   - 1.5 The President of the Ground Jury may decide that:
     Jackets may be removed in excessively hot and humid weather; cooling vests may be worn in excessively hot weather except at the times when body protectors are mandatory; or
     Wet weather clothing may be worn and aprons not required in wet weather.
   - 1.6 Penalties for improper dress are stated under Rules DC941 and DC965. In Cones, it is compulsory for all persons to wear a properly fastened protective headgear. Failure to comply results in immediate Elimination from the Cones Phase. See GR801. An athlete and/or groom who loses their headgear or whose chin strap becomes unfastened while on course must recover and replace it, and/or immediately refasten it. In such case, the jury will sound the whistle/bell, and stop the time. The athlete will receive 5 penalties and must halt to retrieve their headgear and/or refasten the chin strap. An athlete who continues with a chin strap incorrectly fastened or unfastened will be eliminated unless the circumstances rendered it unsafe for the athlete to immediately stop in order to correct the issue.
   - 1.7 At Short Format Driving Events, DC 913.1.1 – 1.3 & 1.5 do not apply as formal attire is not required. Neat attire is required; and shorts are not permitted in any phase.
2. Dress in Marathon and Combined Marathon
   - 2.1 Less formal dress is acceptable in Marathon for the athlete and grooms. Shorts are not permitted. Infringement will incur 10 penalties per person.
   - 2.2 From the In-Harness horse inspection until the end of the Cool down, athletes and grooms must wear securely fastened protective headgear and a body protector while on the carriage. See GR801. Failure to wear such protective headgear and body protector, where and when required, after being notified by an Official to do so will result in Elimination.
   - 2.3 During the Marathon, failure to wear such Protective Headgear and back/body protector will result in elimination.
   - 2.4 During the In-Harness Inspection, Halt area and Cool Down area, failure to wear such Protective Headgear and body protector where and when required after being notified by an Official to do so, will result in a Yellow Warning Card being issued to the athlete.
   - 2.5 Medical armbands are strongly recommended.
   - 2.6 When a body protector is required, if an air vest is used it must be worn over the body protector and cannot replace it.
3. Dress for Juniors
   - 3.1 At all times, while on a carriage, junior athletes must wear a body protector and a securely fastened protective headgear. Infringement will result in elimination. See GR801.
   - 3.2 During horse inspections, it is strongly recommended for juniors to wear securely fastened protective headgear.
4. Whip for Dressage and Cones
   - 4.1 The athlete must carry a driving whip.
   - 4.2 An athlete must enter the arena with a whip in hand or incur 5 penalty points.

4.3 If an athlete drops or puts down their whip, when in the arena, or if it is not held in the hand, they will incur 5 penalty points.
4.4 The whip, if dropped, need not be replaced and the athlete may finish without a whip. However, the groom may hand the athlete a spare whip and without any further penalty.
4.5 Para Driving athletes from nominated profiles may compete with the whip held or used by a groom, but must have this noted on the FEI Masterlist or their Federation dispensation following classification evaluation.

5. Whip for Marathon, Modified Marathon and Combined Marathon
The whip can only be used by the athlete. Failure to comply will incur 20 penalties.
5.1 Para Driving athlete from nominated profiles may compete with the whip held or used by groom but must have this noted on the FEI Masterlist or their Federation dispensation following classification evaluation.
6. Protective headgear is not required in any class in the Driving Division unless stated otherwise within these rules. Use of protective headgear cannot be penalized.

BOD 01/18/2026 Effective 02/01/2026

SUBCHAPTER DC-6 HORSES

DC914 Age of Horses

1. Horses/ponies must be a minimum of four years of age to enter any phase.
1.1 Horses/ponies must be a minimum of five years of age to enter in the Intermediate division.
1.2 Horses/ponies must be a minimum of six years of age to enter in the Advanced division.
1.3 At Short Format Driving Events, horses/ponies must be a minimum of five years of age to enter in the Intermediate or Advanced divisions.

DC915 Height

See Appendix DC-A for measurement of combined driving ponies.

1. Driving ponies must not exceed 148cm without shoes, or 149cm with shoes. Above these heights, they are classified as horses.
2. A mixed height turnout is not allowed.
Large pony 120cm -148cm without shoes or 149cm with shoes
Small pony 99cm- under 120cm with or without shoes
Very Small Equine - under 99cm

DC916 Number of Horses

1. The correct number of horses stipulated for each class must be driven throughout each Phase. Athletes may not remove one or more horses during a phase and continue with less than the number stipulated for their class.
2. A horse may only take part once in each phase.
2.1 At Short Format Driving Events, horses/ponies may take part in more than one phase or entry as long as the horses/ponies do not exceed any of the following:
a. more than two driven dressage tests in one day; or
b. more than two cones courses in one day; or
c. more than five marathon obstacles over the course of one day.
The Technical Delegate must approve all horses/ponies that will compete in more than one entry.
3. Failure to comply with any part of this rule will result in elimination.

DC917 Special Conditions

Mares are not allowed to compete after their fourth month of pregnancy or with a foal at foot. If it is subsequently confirmed that a mare competed under either of these conditions, the mare will be disqualified from all events to which these conditions applied.

DC918 Welfare of the Horse (Abuse of Horses and Doping)

1. Cruelty – Definition

1.1 Abuse of horse means and action or omission that causes or is likely to cause pain or unnecessary discomfort to a horse including, but not limited to:

a. Excessive pressing of exhausted horses;
b. Excessive use of a whip;
c. An unacceptably severe, badly fitting, broken or damaged bit;
d. Badly fitting harness which might cause distress to the horse;
e. Damage to a carriage which might cause injury to the horse.

2. Wounds and Lacerations

2.1 Blood on horses may be an indication of abuse of horse and must be investigated case by case by any member of the Ground Jury.

2.2 Such horses may be eliminated from the phase. In extreme cases where abuse is evident, further sanctions will be taken against the athlete, such as a Yellow Warning Card.

2.3 In minor cases of blood in the mouth, such as where a horse appears to have bitten its tongue or lip, or minor bleeding on limbs, after investigation the athlete may be authorized to continue.

See GR 122 for horse falls.

3. Reporting

Stewards, or any other official, must report any instance of abuse of the horse to any member of the Ground Jury as soon as possible.

4. Penalty

Acts deemed as abuse of horse will result in the imposition by the Ground Jury of any or a combination of the following penalties:

1. Yellow Warning card
2. Fine
3. Elimination
4. Disqualification from the event.

DC919 Stable Security

1. The Organizer is responsible for the control of all stable areas so that the following minimum security requirements are met:
   1.1 The welfare of the horse is the first priority.
   1.2 Stable arrangements and security are at the discretion of the Organizer and shall be approved by of the Technical Delegate. Arrangements must be published with the prize list.
   1.3 Security fences are not obligatory, but fences and gates may be installed for safety and security reasons at the discretion of the Organizer.

1.4 No horse may be stabled overnight inside a truck or trailer. Only the Technical Delegate in consultation with the official veterinarian may grant exceptions in extreme circumstances or wet ground conditions in the stable area.

DC920 Examinations and Inspections of Horses

1. Examination on Arrival.
   - 1.1 If this examination takes place it must be done upon arrival to the event stables.
   - 1.2 The purpose of this examination on arrival is to establish the horses' identity by checking the passport and any other relevant documents, and to establish its general state of health.
   - 1.3 The Phase Veterinarian will examine all horses arriving at the event venue and, if applicable, collect their passports before horses may enter the stables.
   - 1.4 Any doubtful cases concerning identity or health must be reported to the Veterinary Delegate (if they do not perform the examination themselves) or to the Veterinary Commission as soon as possible and in any case not later than one hour before the first horse inspection.
   - 1.5 At Short Format Driving Events, Organizers will accept current health paperwork in lieu of an examination upon arrival.
2. First Horse Inspection
   - 2.1 This must take place at all Combined Driving events for at least the Advanced Level horses before the start of the first Phase.
   - 2.2 Short Format Driving Events do not require a first-horse inspection. A Judge and/or the Technical Delegate can determine if a horse/pony is unfit to compete and whether it must be examined by a veterinarian before continuing in any phase.
   - 2.3 It is conducted by the President of the Ground Jury and the event Veterinarian acting together as an inspection panel with the POJ in charge
   - 2.4 For safety reasons, horses must be presented in bridles and shown on a loose rein or lead. Each horse must display its identity number (DC 929.2).
   - 2.5 Horses are not permitted to wear bandages or blankets/rugs.
   - 2.6 No horse may be presented with its identity concealed in any manner by application of paint or dye for example.
   - 2.7 Handlers may carry a whip of up to 120cm only, if necessary.
   - 2.8 The inspection consists of an initial observation of the horse standing still. It must then be walked in front of the Inspecting Committee, and then trotted 30 meters away from the Committee before returning towards the Committee at the trot.
   - 2.9 A veterinarian may be allowed to handle a limb or other parts of the body, but they may not perform any other clinical tests (i.e., flex a limb, or walk or trot a horse in a circle. See FEI Veterinary Regulations, Article 1033).
   - 2.10 In exceptional or doubtful cases, the Inspecting Panel may direct that a horse be placed in an officially supervised holding area (no whips allowed) for a further inspection to take place at a convenient time, during the Inspection or in addition to be re-inspected on the following day without any request or presumption by the athletes.
   - 2.11 A re-inspection on the following day is only possible if the no decision (accepted or not accepted) is made on the day of the First Horse Inspection. The horse must be presented by the same person as before. In the event of equality of votes within the inspection panel, the President of the Jury will have a second and casting vote and the decision will be announced immediately.
   - 2.12 Any horse which is due for re-inspection on the following day and is accepted, can be sampled for prohibited substances.
   - 2.13 Only a member of the Ground Jury has the authority to disqualify any horse which is considered to be unfit for the event (marked lameness, serious injury or poor general condition). A veterinarian has no authority to disqualify a horse except where there is a welfare issue.
   - 2.14 The athlete or their representative who presents the horse must be smartly dressed.
3. In-Harness Horse Inspection

3.1 This must take place at all Combined Driving events prior to the start of the Marathon. One veterinarian is responsible for this Inspection.

3.2 The fitness of the horses must be determined by a veterinarian.

3.3 A Ground Jury member must eliminate the athlete if their horse is considered to be lame, injured or obviously exhausted and unfit to continue the Phase.

3.4 If a horse entered in the Marathon is not presented at the In-Harness horse inspection, the athlete must be eliminated before the start of the Marathon.

3.5 Short Format Driving Events with a Modified Marathon do not require an in-harness horse inspection. A Judge and/or the Technical Delegate can determine at any time if a horse/pony is unfit to compete and whether it must be examined by a Veterinarian before continuing in any phase.

4. In-Harness Examination

The examination must take place between 10 and 15 minutes after the turnout finishes the Marathon. The horse(s) must be presented by the athlete. It must be performed under the supervision of a treating veterinarian in case any horse needs immediate treatment. The veterinarian has no authority to disqualify a horse. They must report their findings to the President of the Jury as soon as possible.

5. In-Harness Inspection before Cones

5.1 The In-Harness Inspection must be carried out before the turnout starts the Cones test, it must be performed under the supervision of the Phase Veterinarian reporting to the Ground Jury. The Inspection is obligatory at all events when Cones aren't on the same day as Dressage. The horse(s) must be presented by the athlete themselves; Competing without presenting will result in an elimination.

5.2 Horses will be inspected harnessed to their carriages. Leg bandages, over reach boots and brushing boots are permitted, but must be removed if required.

5.3 Only the Ground Jury member has the authority to disqualify the horse if considered to be unfit to continue the event. It is permitted to substitute a horse who has failed the In-Harness Inspection before Cones, upon re-presentation, the athlete may start the Cones Phase and therefore change the declaration.

5.4 Short Format Driving Events with do not require an in-harness inspection before Cones. A Judge and/or the Technical Delegate can determine at any time if a horse/pony is unfit to compete and whether it must be examined by a Veterinarian before continuing in any phase.

6. Removing a Horse from Phase

6.1 Each member of the Ground Jury has the right and duty to eliminate any horse at any time, which is evidently lame, injured or unfit to continue. No appeal may be made against a decision taken under the terms of this article.

6.2 The athlete may retire at any time.

7. Medication Control of Horses

This must be conducted in accordance with USEF General Rules (see GR Chapter 4).

7.1 At all divisions of Federation events, the use, control and testing of, or for, medication and other foreign substances shall be in accordance with Federation Rules and Regulations.

8. Passports

See applicable provisions in the General Regulations.

Horses competing in national events may use a valid national passport or verifiable horse identification when accompanied by a valid negative EIA test and required vaccination and health certificates.

BOD 01/18/2026 Effective 02/01/2026

SUBCHAPTER DC-7 CARRIAGES AND HARNESS

DC921 Permitted Carriages

1. For all divisions below Advanced in Dressage and Cones, either dressage or marathon carriages of appropriate widths are permitted. The same carriage must be used in both phases, should an incident occur to the carriage, the POJ has discretion to allow a different carriage to be used for the different phase.
2. For Advanced, a maximum of two (2) carriages (excluding training carriages), which must meet the requirements (see DC922), can be used in a Phase.
3. Only marathon carriages are permitted for Marathon phase. For Advanced, marathon carriages must be the appropriate weight (see DC 922).

BOD 01/18/2026 Effective 02/01/2026

DC922 Weights and Dimensions

1. General
   1.1 When the carriage has no brakes, breeching is compulsory. For all single horses and ponies breeching is compulsory at all times. Failure to comply will result in elimination.
   1.2 No part of a carriage may be wider than the outside track width, with the exception of hub caps, mud guards and the splinter bar for carriages used in Dressage and Cones.
   1.3 The track width of all carriages is measured at ground level on the widest part of the rear wheels.
   1.4 Athletes whose carriages do not conform to the required weights or measurements will be eliminated from the relevant Phase. As of July 1, 2026, measuring a carriage must comply with the process per Annex 11 of the FEI Driving Rules. Short Format Phases are not required to use cone lifters.
2. Carriages for Para-Equestrian Driving:
   2.1 Carriages suitable for the athletes with disabilities must be used and carriages for Para-Driving Singles may be 2 or 4-wheeled.
   2.2 The Technical Delegate may refuse the use of a carriage, but must give the reason for the refusal.
3. Carriages used in Dressage and Cones must comply with the following:
   3.1 For Intermediate, Preliminary, Training, and Beginner levels, the requirement for a groom with a single turnout is at the discretion of the Organizer. Exception: All Para-Driving turnouts must always have a groom while on the carriage.

Class	Wheels	Grooms	Minimum Width for Advanced
Horse Four-in-Hand	4	2 behind	158cm
Pony Four-in-Hand	4	2 behind	138cm
Small Pony or VSE Four-in-Hand	4	1 behind	n/a
Horse Pair	4	1 behind	148cm
Pony Pair	4	1 behind	138cm
Horse Single	2 or 4	1 behind or beside	138cm
Pony Single	2 or 4	1 behind or beside	138cm
Small Pony or VSE Single	2 or 4	1 behind or beside, if used (ref. DC 922.3)	n/a

For Intermediate, Preliminary, Training, and Beginner levels, no minimum width is required.

3.2 Artificial extensions to increase the measured width of a carriage are not permitted in Cones.

4. Carriages used in Marathon must comply with the following:

Class	Wheels	Minimum Weight for Advanced	Grooms	Minimum Width
Horse Four-in-Hand	4	600kg	2 behind	125cm
Pony Four-in-Hand	4	300kg	2 behind	125cm
Small Pony or VSE Four-in-Hand	4	n/a	1 behind	n/a
Horse Pair	4	350kg	1 behind	125cm
Pony Pair	4	225kg	1 behind	125cm
Horse Single	4	150kg	1 behind	125cm
Pony Single	2 or 4	90kg	1 behind or beside	125cm
Small Pony or VSE Single	2 or 4	n/a	1 beside or behind	n/a

4.1 The same carriage must be used for all sections.

4.2 The President of the Ground Jury may decide if any Advanced carriages will be weighed after Marathon.

BOD 01/18/2026 Effective 02/01/2026

DC923 Equipment

1. Carriages may be fitted with forward facing lamps and rear lamps or reflectors. Lamps or reflectors are not compulsory.
2. Athletes may carry whatever spares they require.

DC924 Tires

1. Pneumatic tires are permitted for Beginner, Training, Preliminary, and Intermediate divisions, Short Format Driving Events (all divisions) and Para-Equestrian Driving. The use of wire spoke wheels is limited to use in the Beginner and Training divisions, at the discretion of the OC and approved by the TD and Ground Jury.
2. Should an athlete use a carriage with iron or solid rubber tires the outer surface of the tire must be smooth. Failure to comply results in elimination.

DC925 Harness, Carriage, and Horses

1. Harness
   - 1.1 The distance between Horse/Pony and carriage must not be less than 50cm at all times, fender rolls, 40cm.
   - 1.2 Dressage Carriage:
     - 1.2.1 Horses (Four-in-Hand wheelers or a Pair of horses): the distance between traces must not be less than 55 cm. (Ponies: minimum 45 cm.)
     - 1.2.2 Traces must not cross each other. Swingle trees may not cross the center line of the carriage.
   - 1.3 Marathon Carriage:
     - 1.3.1 Horse (Four-in-Hand wheelers or a Pair of horses): the distance between the traces must be minimum 55 cm. (Ponies: minimum 45 cm.)

1.3.2 Traces must not cross each other.

1.4 Length of individual pole chains or pole straps: the length has to be minimum 30 cm. The measurement is taken from the center of the pole head, including the complete quick release.

1.5 Horse yoke or T-bar: the total width including the complete quick releases has to be minimum 60 cm. When the measurement is taken from the center of the pole head, to include the complete quick releases, it has to be minimum 30 cm.

1.6 Yokes or T-bars must not be positioned behind any part of the shoulder.

1.7 Pole and the pole straps must be of sufficient length to allow free movement of the horses.

1.8 For Horse Four-in-Hand leaders, the complete lead bar must measure at least 1m and the distance between the traces must measure at least 45 cm.

1.9 For Pony Four-in-Hand leaders, the complete lead bars must measure at least 85cm and the distance between the traces must measure at least 35cm.

1.10 Yoke width or pole straps must be sufficient to allow the free movement of the ponies.

1.11 It is not necessary to use the same harness for Dressage and Cones, but in both Phases, it must be safe, clean, and uniform in appearance and in a style appropriate to the turnout.

1.12 The horses must be correctly harnessed to the carriage, including the reins.

1.13 Failure to comply with the rules will result in a verbal warning or Yellow Warning Card, given by the Ground Jury. Subsequent offences at the same event will be penalized a second Yellow Warning Card or elimination.

1.14 Where forbidden equipment is used or severe incidence on the welfare of the horse is ascertained, the penalty will be elimination or disqualification (see DC925.13).

2. Bandages and Brushing Boots:

2.1 Bandages and brushing boots are not permitted in Dressage. Failure to comply will result in 10 penalty points.

2.2 If a penalty is applied under DC925.2.1 above, the bandages or brushing boots must be removed immediately after leaving the arena and the horse(s) inspected by a veterinarian who will report their findings to the President of the Ground Jury.

3. Nosebands, ancillary equipment and blinkers:

3.1 Any nosebands, attachments or ancillary equipment which impede or are likely to impede the free intake of air into the nostrils of the horse are not permitted. If the horse has obtained a medical certificate to wear a nosenet, it must be used whenever the horse is harnessed, ridden or lunged and at the First horse inspection. The noseband must be adjusted with sufficient laxity as determined by a member of the Ground Jury.

3.2 Blinkers, if used, and ancillary equipment must not impede forward vision or be so close to the eyes as to irritate them.

4. Connecting straps.

Connecting straps between neck or breast collars may be used in all Four-in-Hand Phases. The leaders may not be attached to each other in any other way (except by the reins). The swingletree/trace of the leaders may not be attached in any way that would reduce the width of the lead bar as defined in DC925.1.7.

5. Auxiliary reins:

5.1 Auxiliary reins (including any type of check reins) are not permitted when in harness.

5.2 Para-Equestrian Driving: driving with a second set of reins or divided reins is not allowed.

6. Tails.

Tails may not be tied or attached to any part of the harness or carriage, with the exception of a recognized tail guard. No other ancillary device restricting the free movement of the horse’s tail is permitted.

7. Leverage Devices.

All rings, terrets, and/ or other devices which have an extreme leverage effect on the reins or bits are forbidden at any time within showgrounds.

8. Bits:

8.1 Bits do not need to be identical

8.2 All bitless bridles and hackamores (even combined with any kind of bits) are not permitted when the horse is harnessed to a carriage.

8.3 All bits must be correctly fitted to avoid the risk of pain or injury.
8.4 Only one sort of bit lifter per horse/pony may be used at a time.

9. Tongues.
   Tongue guards are only permitted if used correctly; separate items must not be incorporated around the bit so as to cause welfare concerns.
10. Impaired Vision.
    10.1 No attachment or ancillary harness may be positioned between the wheelers and the leaders in such a way as to impair the vision of either of the wheelers.
    10.2 Leather, sheep's wool or similar material on the bridle is allowed, provided that the diameter does not exceed 3cm, to be measured from the horse.
11. Application or use of devices, substances, or implements:
    11.1 An attachment to the pole, traces or shafts, application or use of any substance, device, or implement which may cause irritation or discomfort to the horse is forbidden within the showgrounds.
    11.2 Ear hoods and plugs are permitted. Ear hoods may not be attached to the noseband and must allow free movement of the ears of the horse. Failure to comply will result in 5 penalty points.
12. Shoes.
    Any conventional type of shoe is permitted; double shoes, or additional weight (lead) are not allowed. Horses may compete wearing hoof boots. Horses competing wearing hoof boots must present at any required Horse Inspection wearing hoof boots. Hoof boots must be removed at the request of a Licensed Official to allow for evaluation of the horse's hooves.
13. Training areas
    13.1 Lunging cavessons are permitted when lunging. Working long reins and double rein lunging are allowed as long as the rein is directly connected to the bit without any leverage device.
    13.2 The lunge line must be attached to either a lunging cavesson or a riding/driving bridle/bridoon. Lunging with lunge line attached to the bottom slot is not allowed.
    13.3 When riding, spurs must be of smooth material (metal or plastic). If there is a shank it must not be more than four centimeters long (the overall shank must be measured from the boot to the end of the spur) and must point only towards the rear. For pony Phases, rowel spurs are not allowed.
    13.4 A whip no longer than 120 centimeters including lash is allowed when riding on the flat during training. A whip must not be replaced by any other object.
    13.5 When riding during training, side reins and martingales are allowed. Draw reins are forbidden.
14. Penalties:
    14.1 Contravention of any paragraph in this DC 925 in Phase will incur elimination of the athlete, except where a penalty is specifically mentioned.
    14.2 For contravention at any other time within the showgrounds, with the exception of rules noting penalties; will result in a Yellow Warning Card. A second offence at the same event, will result in a higher penalty, up to and including disqualification at the discretion of the Ground Jury.

BOD 01/18/2026 Effective 02/01/2026

DC926 Advertising on Carriages, Harness, and Clothing

At Short Format Driving Events, DC926 does not apply.

1. In Dressage and Cones
   1.1 The name of the harness manufacturer may appear once on each harness on a label no wider than the strap on which it appears and not longer than 10 cm.
   1.2 The sponsor's name or logo, or the Athlete's association, may appear on each side of the carriage within a surface area no greater than 400 sq. cm.
   1.3 The name of the carriage manufacturer may appear on a carriage on a label of not more than 50 sq. cm. Identification of clothing manufacturers may appear only once per item on a surface area not exceeding 3 sq. cm.

1.4 Whilst present in the Phase arena, the name and/ or logo of the individual's sponsor(s) and team sponsor(s) may appear on the surface area not exceeding 80 sq. cm and only once on jackets or top garments at the height of the breast pockets of athletes.

1.5 The name and/ or logo of the individual's sponsor(s) and team sponsor(s) may appear on a surface area not exceeding 16 sq.cm on both sides of the athlete's shirt collar.

2. Advertising in Marathon
   Advertising is allowed on carriages and all clothing. The name of the harness manufacturer may appear once on each harness on a label no wider than the strap on which it appears and no longer than 10 cms.
3. Penalties
   Contravening any of the rules on advertising will result in a Yellow Warning Card issued by the President of the Ground Jury or the Chief Steward.

DC927 Safety

1. In the showgrounds, whenever the horse(s) are fully harnessed or being harnessed to a carriage, groom(s) must at all times be in attendance and able to render assistance if needed. Whenever horses are driven, a groom must be on the carriage or it there is no seat available, at hand on the training field.
2. The athlete may only dismount from the carriage when grooms are at the horses' heads, or the reins are given to another responsible person on the carriage.
3. No horse may be led from a moving carriage.
4. At any time on the Phase grounds, whenever horse(s) are connected to a carriage, no person under the age of 10 may be on that carriage unless they are driving in a specified class.
5. Earphones and/or electronic communication devices may not be worn during Driven Dressage and Cones Phases. Electronic communication devices may be used on the grounds outside of Phase as long as only one earphone is being used at a time while on a carriage or mounted.
6. Medical Information

To ensure that vital information is available to first aid or medical personnel in case of emergency, athletes must comply with the following:

a. Providing valid emergency contact information is mandatory for all athletes.
The telephone number of an accompanying person/next-of-kin must be provided to the event secretary upon arrival (Organizers are to ensure that all information has been received before Marathon).

b. Declaration of medical condition
Athletes with medical conditions that may be relevant in the case of a medical emergency are responsible for wearing a medical information tag or a completed medical armband

7. Contravening the safety rules will result in Yellow Card being issued by the Ground Jury or the Chief Steward. Subsequent offences at the same event will be penalized by a second Yellow Warning Card or penalty up to elimination at the discretion of the Ground Jury.
8. For Intermediate, Preliminary, Training, and Beginner levels, the requirement for a groom with a Single turnout is at the discretion of the Organizer. Exception: All Para-Driving turnouts must always have a groom while on the carriage.

BOD 01/18/2026 Effective 02/01/2026

SUBCHAPTER DC-8 CONDITIONS FOR PARTICIPATION

DC928 Participation

1. Method of Driving
   Athletes may use any method or style of driving.
2. The Athletes and Grooms
   2.1 Each athlete must drive the same horse(s) in all phases of the phase, except where a substitution was decided in compliance with the rules. See DC931.

2.1.1 In National Championships, an athlete or groom may compete only one turnout in a USEF National Championship. If a driver wishes to enter more than one turnout in a USEF National Championship class, one hour before the beginning of the scheduled first horse inspection ("the jog"), the competitor must declare which of their turnouts is participating in the Championship.

2.1.2 When participating in a National Championship, athletes and grooms with multiple entries must complete the Championship entry before the non-Championship entry in Marathon. Accepting multiple entries will be at the discretion of the Organizer, if scheduling permits.

2.2 For Intermediate, Preliminary, Training, and Beginner levels, the requirement for a groom with a Single or VSE turnout is at the discretion of the Organizer. Exception: All Para-Driving turnouts must always have a groom while on the carriage.
In Dressage and Cones, Athletes may compete more than once as athlete or groom, subject to event scheduling requirements. In Marathon, no individual person may complete the course more than twice in the role of Athlete or Groom. In Marathon Short Format Driving Events, no individual person may complete the course more than three times in the role of Athlete or Groom.

2.3 Groom(s) may participate several times in all Phases, as per 2.3.

2.4 The athlete is the only person allowed to handle the reins, use whip and brake not including the turn table brake throughout each Phase. Each contravention of this rule, even if to prevent an accident, will result in 20 penalties. However, a groom may handle the reins and brake without penalty in all Phases provided the vehicle remains stationary.

2.4.1 Para Driving Athletes from nominated profiles may compete with the whip held or used by groom, the brake operated by the groom, and the groom holding the finger loop but must have this noted on the FEI Masterlist or their Federation dispensation following classification evaluation.

2.5 No person may be tied to the carriage in any way during the Phases. An athlete may be secured by rope, webbing or belt provided one end is held by a groom. The lap belt may be attached to the carriage on one end with the other free end of the belt neither fastened to the carriage such as with tape, zip tie, buckle, or snap nor wrapped to the carriage by more than one single 360-degree loop which contains no overlap, half-hitch, or other means of knotting to secure the loop. Failure to comply will result in elimination.

2.5.1 Para Driving: A Para Driver may be attached on the carriage for support with a lap belt or a 4 point belt, but there must be a quick release system attended by a groom at all times. For Para-Equestrian drivers, in addition refer to Annex 10.

2.6 Substitution of a groom during the Marathon Phase is not permitted under any circumstances, and will incur elimination of the athlete.

2.7 In Dressage (as part of the test) and Cones, athletes will be required to salute the Jury, unless time or layout of the course prevents it.

2.8 Passengers may not ride on the carriage during any Phase.

2.9 Each time an athlete dismounts they will incur 20 penalties.

2.10 Athletes will incur penalties each time one or both grooms dismount. 5 penalties on the first occasion, 10 penalties on the second occasion, on the third occasion the athlete is eliminated, except in Marathon (see DC948).

2.11 Para-equestrian athletes are allowed to compete using compensating aids in accordance with their respective degree of disability, with degree of disability as certified by the Federation. See Annex 10.

2.12 Prize-giving ceremonies might be done either on the carriages or on foot, according to the approve Prize List.

BOD 01/18/2026 Effective 02/01/2026

DC929 Identification Number

1. Athlete
Athletes will be allocated an event number per turnout on arrival and will retain that number throughout the

event. The number must be displayed on any carriage used during the Phases and also while schooling or exercising.

2. Horse
   Horses must be issued with a letter from A to F which follows the athlete's identification number on arrival at an event. This number must be attached to the left side of the horse (Pairs and Fours should have them, visible, on the outside when in harness) at all times within the showgrounds, when it is outside its stable.
   2.1. At Short Format Driving Events, horse identification numbers are not required as long as the entry's event number is displayed on the carriage.

3. Penalties
   Failure to display the event numbers of athletes or the identification numbers of horses will incur a warning for the first occurrence. A repeated offence will incur a Yellow Warning Card issued by the President of Jury or the Technical Delegate.

DC930 Outside Assistance

1. Definition

Any physical intervention by a third party, not riding on the carriage, whether solicited or not, with the object of facilitating the task of the athlete or helping their horses, is considered to be outside assistance.

2. Prohibited outside assistance

2.1 Dressage and Cones:

2.1.1 Any athlete who has received physical outside assistance may be eliminated by the Ground Jury.

2.1.2 In Dressage, grooms must remain seated in their proper positions between entering and leaving the arena, they are not permitted to handle the reins or the whip (will incur 20 penalties). For Dressage, grooms are not allowed to speak or indicate the course to the athlete (will incur 10 penalties). However, the groom may handle the reins, whip, and brake without penalty provided the carriage remains stationary. When using a Marathon carriage, the groom may stand during dressage provided they do not influence the direction of the carriage. Grooms must remain in the same stationary position throughout the test.

2.1.3 Exceptions:

a. If the bell has been rung by the President of the Jury and the athlete has failed to hear the bell; the groom may advise the athlete that the bell has been rung.

b. In the Beginner and Training divisions at Short Format Driving Events, verbal outside assistance is allowed in any phase, including Dressage. The groom or an outside assistant standing by the arena may call out only the exact words contained in the dressage test for Beginner and Training level classes without any penalty. Electronic communication equipment may also be used as long as only one earphone is used at a time while on the carriage.

2.1.4 Athletes and grooms may not use any form of electronic communication equipment during Dressage and Cones, subject to elimination. See 930.2.1.3.b for an exception for the Beginner and Training divisions at Short Format Driving Events.

2.1.5 Para Driving Athletes from nominated profiles may compete with the whip held or used by groom, and/or the groom holding the finger loop but must have this noted on the FEI Masterlist or their Federation dispensation following classification evaluation.

2.1.6 Grooms of Para Driving Athletes must sit so that they can help in case of need. The Technical Delegate has the right to disapprove the position of the groom on the vehicle.

2.2 Marathon:

2.2.1 Obstacle observers, ground observers, time keepers, or any other officials may not give directions, advice, or information to the athlete, while they are on the course in Marathon, in order to assist them. Exceptions: see DC930.3.

2.2.2 Any athlete who has received physical outside assistance by a third party not riding on the carriage will be eliminated by the Ground Jury. Exemption for turnouts without a groom “any capable person” may assist, act as penalty for groom down.

2.3 Penalties: see DC953.

3. Permitted assistance

The following are considered to be permitted outside assistance:

Assistance during the halt and in neutral zones between sections.

Assistance to horses as a result of an accident inside an obstacle, providing the grooms are dismounted.

Assistance by the groom whereby a horse is led through an obstacle by the bridle ends of the reins while harnessed to the carriage in either Marathon or Cones, will incur 20 penalties for the assistance, in addition to the penalties for dismount.

For Intermediate, Preliminary, Training, and Beginner turnouts without a groom on the carriage, should groom assistance be needed, the athlete may stop and ask for such assistance from any capable person, who may then act as groom rendering the necessary help, and the turnout shall be penalized with the penalty for groom down.

SUBCHAPTER DC-9 SUBSTITUTIONS

DC931 Substitutions

1. Substitutions before an Event
   1.1 If the Veterinarian advises, and the Ground Jury concurs, that a horse is not fit to take part; or in the event of an accident or illness of an athlete and/or a horse substitutions may be made provided the Organizer gives its approval up to one hour before the start of the first Phase. For Beginner, Training, Preliminary, and Intermediate levels where no first inspection is required, the deadline for substitutions will be one hour before the first Phase.
2. Substitutions during an Event
   2.1 Athletes in Four-in-Hand classes may start each phase with any four (4) of their five (5) horses or ponies.
   2.2 Athletes in Pair classes may start each phase with any two (2) of their three (3) horses or ponies.
   2.3 Athletes in Single classes must start each phase with their single horse or pony.
   2.4 A horse may be used by another athlete in the same class after the first horse inspection if that athlete has not presented a spare horse and providing the borrowed horse has not already been used in a Phase at the event. This horse must then stay with that new athlete for the whole event.

SUBCHAPTER DC-10 ORDER OF STARTING

DC932 Starting Order

1. The method of determining the order of starting for Driven Dressage will be at a time determined by the Organizer and published in the Prize List/Omnibus:

a) Random computer generation used in the electronic scoring program.

b) A draw wherein athletes will pull a number from a receptacle containing time for the starting positions. This may be done at the either the time of registration or at the first horse inspection.

2. Starting Order for the Marathon and Cones Phase:

The athletes will go in reverse order of the results in the previous Phase(s) or an order that meets the scheduling needs of the Organizer.

The starting order will be:

a) The athletes competing twice with their turnout in the highest placing, followed by

b) Retired athletes, followed by

c) Eliminated athletes, followed by

d) The remaining athletes, commencing with the highest number of penalties, so that athletes with the least number of penalties achieved without retirement or elimination will start last.

In the event of athletes having equal scores, the procedure set out in the above paragraph will apply.

All Cone-Driving outside a combined Phase starts with a draw.

3. At Short Format Driving Events, the Organizer will determine the starting order to any phase according to the needs of the schedule.

SUBCHAPTER DC-11 DRIVEN DRESSAGE

DC933 General

The object of the Driven Dressage Test is to judge the freedom, regularity of paces, harmony, impulsion, suppleness, lightness, ease of movement, and correct bending of the horses on the move. Athletes will also be judged on style, accuracy, and general control of their horses, and also on their dress, condition of their harness and carriage, and the presentation of their whole turnout.

DC934 The Arena

1. The Driven Dressage arena must be 100m x 40m or 80m x 40m, depending on the test. The prize lists for all events must state clearly which arena will be used for each Test.
2. Arenas must be laid out in accordance with Annexes 1, 2, or 3.
3. Organizers must ensure that arrangements are in place so that spectators cannot approach closer than 5 meters from the edge of the arena.
4. The arena enclosure itself must consist of a low fence about 0.3 meters high and must be completely enclosed, except for the entrance at “A”. The width of the entrance must be at least four meters.
5. There must be at least one suitable warm-up area per Dressage arena which must be at least 3200 square meters.

DC935 Driven Dressage Tests

Approved Tests

The following Driven Dressage tests are approved for each division:
1. Open Advanced will use the FEI Driven Dressage tests designated for 3* level
2. Novice Advanced will use the FEI Driven Dressage tests designated for the 2* level
3. Intermediate will use the USEF Intermediate Driven Dressage tests designated by class or the FEI Driven Dressage tests designated for the 1* level
4. Preliminary will use the USEF Preliminary Driven Dressage tests designated by class
5. Beginner and Training divisions will use the USEF Training Driven Dressage tests designated by class

6. The Para-Driving class will use the FEI Para-Driving Dressage Test. Any other Para-Equestrians entered in other divisions will use the tests designated for that divisions.

The prize lists for all events must state clearly which of these Tests is to be used.

DC936 Conditions

1. Entering the Arena
   An Athlete who enters the arena before the starting signal or who fails to enter the arena within 90 seconds of the starting signal may be eliminated, at the discretion of the President of the Ground Jury.
   At Federation-Licensed National Events (CAN), should there be any difficulty entering the arena, the athlete may request permission from the Ground Jury to be led into the arena by the groom(s). No athlete can be required to drive before their scheduled time.
2. Memory
   The Driven Dressage Test must be driven from memory. Speaking or indication given by a groom will incur 10 penalties (10 penalties can only be given once per Test).
   2.1 In the Beginner and Training divisions at Short Format Driving Events, verbal outside assistance is allowed in any phase, including Dressage. The groom or an outside assistant standing by the arena may call out only the exact words contained in the dressage test for Beginner and Training level classes without any penalty. Electronic communication equipment may also be used as long as only one earphone is used at a time while on the carriage.
3. Lameness
   3.1 If the President of the Ground Jury observes a case of marked lameness, they must disqualify the horse and eliminate the athlete. There can be no appeal against this decision.
   3.2 In doubtful cases, after the athlete has finished their test, the President of the Ground Jury may have the horse checked immediately by the Veterinary Delegate outside the arena. The horse will be checked while harnessed to the carriage. If the Veterinary Delegate confirms the lameness the horse must be disqualified and the athlete eliminated.
   3.3 In Phases where additional dressage arenas are being used, the duty of the President of the Ground Jury as indicted above shall fall under the responsibility of Judge at C of the applicable arena.

DC937 Judging

1. Positions of Judges
   When there are five Judges officiating they may be seated at CRSVP or CMHEB (M and H Judges positioned on the short side), if there are three judges the places may be at CVP or CBE or MCE or HCB (M and H Judges positioned on the short side). The President will decide the positions. When there are two (2) judges officiating, they may be seated at C and B or C and E or C and V. When there is 1 Judge, they sit at C. The position of the Judges must be stated in the Prize List.
2. Allocation of marks
   The Judges will allocate their marks individually. There will be no consultation among judges once the athlete has started the Test. Only the Judge at C may give penalties for incomplete presentation or incidents.
3. Multiple Turnouts
   Pairs and Four-in-Hands will be judged as a whole and not as individual horses.
4. Pace
   The definition of paces under DC939.2- movements will apply to all types and breeds of horses.
5. Start and Finish
   The test starts as the athlete enters the arena at A, unless otherwise stated, and finishes with the final salute. Tests are not timed. The athlete will leave the arena at a trot.

BOD 01/18/2026 Effective 02/01/2026

DC938 Movements and their Descriptions

1. Halt

The Horse must stand square, straight, and motionless, remaining on the bit.

2. Walk

With a regular four beat movement, the horse, remaining in a light contact, walks energetically, supple, with even and determined strides with the hind feet touching the ground in front of the foot prints of the fore feet and stretching forwards and downwards.

3. Free Walk

Same definition as for the walk, but in addition, gaining ground as much as possible, clearly lengthening the frame and stretching forwards downwards.

A. Lengthened Walk.
This a more determined and ground-covering walk than the working walk. The main difference between the free walk and the lengthened walk is that the driver now actively asks the horse to produce more push from behind and thus lengthen its stride. The horse must flex its poll somewhat and is expected to work into the bit on a soft contact. The horse should not stretch as long and as low as in the free walk, but has to show a definite lengthening and lowering of the frame compared to the working walk. Some overtrack is expected.

4. Extended Walk
The horse covers as much ground as possible, without haste and without losing the regularity of the steps. The hind feet touch the ground clearly in front of the hoof prints of the fore feet. The athlete allows the horse to stretch out the head and neck (forward and downwards) without losing contact with the mouth and control of the poll. The nose must be clearly in front of the vertical.

5. Working Trot

A forward, active trot with the horse on the bit, carrying itself in balance and rhythm with even, elastic steps and good hock action, and clear impulsion. The steps of the hind feet must at least be touching the ground in the footprints of the fore feet.

6. Collected Trot

The horse remains on the bit and moves energetically forward with a greater degree of engagement, leading to an increased flexion of the hocks and fetlock joints and raising up with the forehand, thus allowing for more mobility and elevation of the strides. The neck will be raised and more arched, with the poll the highest part, the nose should not be behind the vertical, or the neck restricted. The hind legs should take more weight and cadence should be visible.

A. Lengthen Stride in Trot.
This trot is used as a preparation for the extended trot. While maintaining the same rhythm, the horse covers more ground than in the working trot. The horse must lengthen and lower the frame and stride while remaining on contact.

7. Extended Trot

7.1 The horse lengthens its stride to cover as much ground as possible as a result of greater impulsion from the hindquarters. The athlete allows the horse, remaining “on the bit” without leaning on it, to lengthen its frame to gain ground, with the nose slightly in front of the vertical. The hind feet must clearly over track the prints made by the fore feet.

7.2 The horse must remain in balance while maintaining the same rhythm with strides of equal size. Hurried strides is not asked for, and is a severe fault.

8. Medium Trot

Between the defined working trot and extended trot. The horse lengthens its stride to cover less ground than asked for in the extended trot but more ground than asked for in the working trot as a result of greater impulsion from the hindquarters. The athlete allows the horse, remaining ‘on the bit’ without leaning on it, to lengthen the frame to gain ground, with the nose slightly in front of the vertical. The hind feet should overtrack the footprints made by the fore feet. The horse must remain in balance while maintaining the same rhythm with strides of equal size. Hurried strides is not asked for and is a severe fault.

9. Working Canter

9.1 A forward, active pace with regular strides of three time beat. The horse, showing good balance, remains on the bit without leaning on the hand, and goes forward with light cadenced strides and good hock action.

9.2 A canter to the right, for instance will have the footfalls follow one another in the following sequence: left hind, left diagonal (simultaneously left fore and right hind), right fore, followed by a moment of suspension with all four feet off the ground before the next stride begins.

9.3 The quality of the canter is judged by the general impression, and the regularity and lightness of the three-beat pace in a clear uphill tendency. The horse must be on the bit and well engaged in the hindquarters with good hock action, and must have the ability to maintain its rhythm and natural balance throughout the movement and the transitions. The horse must remain straight on straight lines and correctly bent on curved lines.

10. Collected Canter

Horses strides are shorter than in working canter, the hocks maintain a clear impulsion and the hind legs take more weight; the point of gravity is moving backwards and the neck and poll coming up more and more with the nose always a bit in front of the vertical showing a clear uphill tendency and self-carriage; the basic is a clear three beat and a light steady contact with suppleness and elasticity.

11. Extended Canter

In extended canter the horse covers as much ground as possible with obviously lengthened strides and frame; there should be no hurried strides and the nose should be always in front of the vertical not losing balance and uphill tendency. There should be clear transitions into and out of the extended canter.

12. Simple change of leg at the canter
This is a movement in which, after a direct transition out of the canter into a trot with three (3) to five (5) clearly defined steps, an immediate transition in made into the other canter lead.

13. Reinback

13.1 The horse must walk backwards in a straight line, with the legs being lifted and set down in diagonal pairs. The horse must remain on the bit, straight, and not evade or resist the contact, the poll should remain the highest point.

13.2 Transition to the next movement must be immediate and smooth.

14. Shoulder-In

14.1 For Four-in-hand: Shoulder in for the driven horse is performed in collected trot. The leaders are positioned so that the outside leader’s tail is in front of the head of the pole. The leaders’ shoulders are taken to the inside with a constant angle of approximately 30 degrees and a slight but consistent bend in the neck. The inside hind leg strides forward into the line of the outside front leg so that the horses are working on three tracks. Impulsion, rhythm and engagement must be maintained throughout. Too much bend in the neck results in loss of rhythm and suppleness. The wheelers must remain straight with no counter bend

14.2 For Singles: The shoulder-in is performed in the collected trot. The horse is driven with a slight but uniform bend maintaining engagement and cadence and a constant angle of approximately thirty (30) degrees. The

horse’s inside foreleg passes and crosses in front of the outside foreleg; the inside leg steps forward under the horse’s body weight following the same track of the outside foreleg, with the lowering of the inside hip. The horse is bent away from the direction in which it is moving.

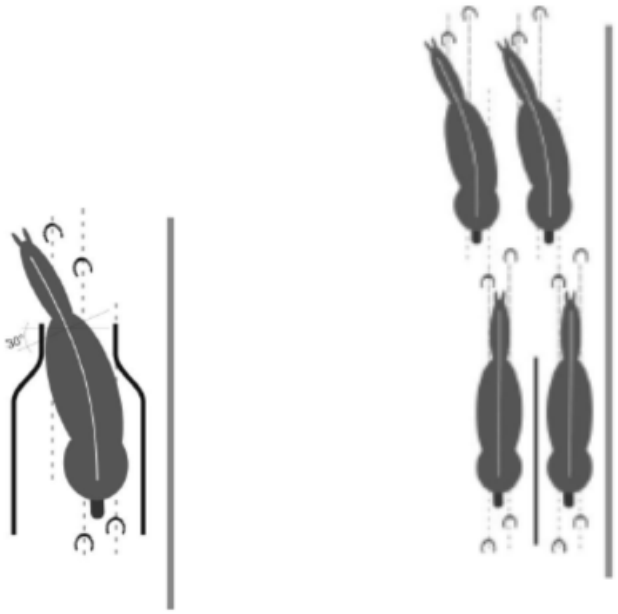

15. Diagonal Yield

Horse nearly parallel to center line, crossing legs diagonally, hind direction diagonal front together, with slight flexion to the inside.

16. Stretching the frame

Athletes lengthen the reins gradually to the horse(s) using a guided hand, to encourage and enable the horse's neck to stretch forwards and downwards. As the neck stretches forwards and downwards, the horse's mouth should reach the horizontal line corresponding with, but not lower than, the top point of the shoulder. An elastic and consistent contact with the athlete's hands must be maintained and at no point should slack or loose rein be visible during the exercise. The same rhythm and impulsion will be maintained and the horse should remain light in the shoulders with the hind legs well-engaged. As soon as stretching of the frame has been demonstrated, the athlete will bring the horse(s) back to the preceding head carriage by retaking the reins during which the horse must accept the contact without resistance in the mouth or poll.

17. Transitions

Changes of pace must always be made smoothly and promptly with the horse remaining in balance and on the bit. A transition must be completed as the nose of the horse arrives at the prescribed marker, unless otherwise stated.

18. Change of Pace and Movement

Changes of pace and movement are made when the heads of the leaders reach the point indicated in the test.

19. Terminology

The following must be considered when judging driven dressage movements:

1. Obedience and Lightness – willing response to aids without resistance and correctness of bend.
2. Regularity – the regularity, evenness, and rhythm with which the horse puts its feet to the ground.
3. Contact – the connection through the reins between the athlete's hands and the horse's mouth. It should be soft and steady at all times.
4. Impulsion – the willingness of the horse to go forward energetically at all times and to respond quickly and evenly to changes of pace. The horse must remain in balance while maintaining the same tempo with strides of equal size.
5. Straightness – carrying the head, neck, and body in a straight line with the weight evenly divided among the legs. On curved lines the hind legs need to follow the footprints of the forefeet (no escaping or swinging out).
6. Collection – roundness and engagement with good hock action, elevated poll allowing the shoulders to move with ease. The horse's energy is contained in a more deliberate pace than the working trot.

The haunches are more compressed, the croup is lowered and the forehand elevated to the same degree. The stride is shorter but more powerful than the working trot and the front legs will move from the shoulder with greater agility resulting in lightness and greater mobility throughout. The neck should be more arched. The shortening of the frame is not and never should be a result of pulling back but rather of asking and allowing the horse to move forward into the athlete's hand.

Accuracy – Correctness, roundness, and correct size of figures and lines (including corners) as asked in the test.

DC939 General Impression

1. Principle
   There are two boxes at the end of the Judges Score Sheets for marks on: Athlete and General Impression & Presentation observed by the judges throughout the whole test.
2. Athlete

2.1 Use of aids, handling of reins and whip, position on the box, accuracy of figures. The mark must reflect the consistent level of accuracy and quality of transitions. Harmony between horse(s) and athlete.

2.2 Para-Driving Athletes in able-bodies Phases - athletes may salute with a nod of their head only. Hats must not be removed at the salute, and contact must be maintained on the reins during the halt and salute.

2.3 Para Driving Athletes are allowed to do one handed movements with two hands, when mentioned in the FEI Classification Master List of active Para Driving Athletes or their Federation dispensation following the classification of the athlete. The maximum points attributed to the athlete shall be 4, if the movement is correctly executed.

3. General impression & Presentation

Appearance of athlete and grooms, correctness, cleanliness, harmonizing with of harness and carriage. Fitness, matching and condition of horse(s), balanced picture of the complete turnout. Clearance and fit of harness.

BOD 01/18/2026 Effective 02/01/2026

DC940 Scoring

1. Marks

1.1 Marks out of 10 will be awarded for each numbered movement and for each heading under General Impression on the following basis:

10.0: Excellent	4.0: Insufficient
9.0: Very Good	3.0: Fairly Bad
8.0: Good	2.0: Bad
7.0: Fairly Good	1.0: Very Bad
6.0: Satisfactory	0: Not Executed
5.0: Sufficient (Marginal)	

1.2 Half marks can be awarded.

2. Error of Test

If an athlete attempts to perform a movement, or attempts to maintain the pace required, and fails to do so, but does not deviate from the track, the President of the Ground Jury may either treat it as an “Error of Course” (see paragraph 3 below), or they may decide to leave the Judges to give the movement an appropriate mark. If an athlete makes no effort to perform a movement in a test then it may either be treated as an Error of Test or as an Error of Course at the discretion of the President of the Jury.

3. Error of Course

3.1 An “Error of Course” is when an athlete deviates from the required track or when a movement is performed at the wrong pace, or omitted altogether.

3.2 In the event of an athlete making an Error of Course, the President of the Ground Jury will ring the bell and stop the athlete. The athlete must then resume the test from the beginning of the movement where the error was made. If the athlete is in any doubt, they may ask the President of the Ground Jury for guidance, without incurring any penalties.

3.3 If any part of the turnout leaves the arena during a movement, it will be marked down for inaccuracy.

3.4 If the whole turnout leaves the arena before completing the test, the penalty will be elimination.

4. Disconnected or Broken Harness

If the reins, pole strap, chains or trace become disconnected or broken, or should the horse get a leg over the pole, trace or shaft, the President of the Ground Jury must ring the bell and a groom(s) must dismount and re-connect or repair as appropriate. The athlete will be penalized for a groom(s) dismounting.

5. Disobedience

Any resistance in the forward movement, kicking or rearing is considered to be disobedience and will be penalized by the Judge at C, as follows:

1st Incident	5 penalties

2nd Incident 10 penalties
3rd Incident Elimination

6. Carriage overturn
   A carriage overturn is elimination.

DC941 Summary of Driven Dressage Penalties

Athletes are liable to the following penalties:

Description	Ref. Article	Penalties
Part of the turnout leaving the arena during a movement	940.3.3	Mark down for inaccuracy
The whole turnout leaving the arena	940.3.4	Elimination
Athlete dismounting	928.2.10	20 penalties
Entering the arena without a whip	913.4.2	5 penalties
Dropping or putting down a whip	913.4.3	5 penalties
No breeching if carriage has no brakes	922.1.1 925.1.14	Elimination in Phase or Yellow Warning Card out of Phase
No breeching for Singles	925.1.14	Elimination in Phase or Yellow Warning Card out of Phase.
Use of bandage or brushing boots (horse to be inspected after test)	925.2.1	10 penalties
Contravening the rules on advertising	926.3	Yellow Warning Card; does not apply at Short Format Driving events
If a groom handles the reins, brake, or uses the whip	928.25 930.2.1.2	20 penalties
Groom speaking or giving indications	930.2.1.2	10 penalties; does not apply to Beginner/Training divisions at Short Format driving events
Physical outside assistance	930.2	Elimination
Grooms dismounting First incident Second incident Third incident	928.2.11	 5 penalties 10 penalties elimination
Early or late entry	936.1	Possible Elimination
Lame horse	936.3	Disqualification of horse and elimination of athlete
Incomplete presentation (athlete, groom, carriage)	913	5 penalties; does not apply at Short Format driving events
Errors of course: First occasion Second occasion Third occasion	940.3	 5 penalties 10 penalties elimination
Disobedience: First incident	940.5	 5 penalties

Second incident Third incident		10 penalties elimination
Carriage overturn	940.6	Elimination

DC942 Classification

1. Total Marks
   1.1 The individual marks awarded by each Judge for each movement and for General Impression will be added together and divided by the number of judges to obtain the average score.
   1.2 In order to adjust the influence of Driven Dressage on the whole event, where the total possible marks for the test are greater than 160, the average score will be multiplied by the coefficient printed on the score sheet to obtain the adjusted average score to be used in the results.
   1.3 Penalties are only awarded by the President of the Ground Jury at C. Any penalties will be deducted from the average adjusted score and the final total will be deducted from 160 to obtain the penalties for the test.
   1.4 Scores will be calculated to two decimal places.
   1.5 The Athlete with the lowest score in penalties will be the winner Driven Dressage.

SUBCHAPTER DC-12 MARATHON

DC943 General

1. The objective of Marathon is to test the fitness, stamina, and training of the horses, and the driving skill and general horsemanship of the athlete.
2. Overview of the Marathon Phase

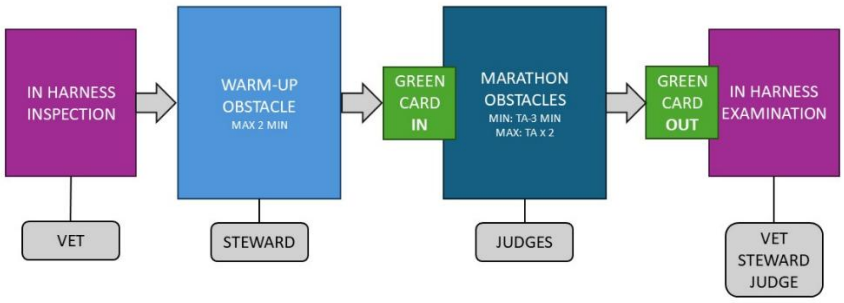

2.1 Short Format Driving Events must use a Modified Marathon.

BOD 01/18/2026 Effective 02/01/2026

DC944 The Course

1. General

1.1 Maximum Distances and speeds must not be exceeded.

1.2 These speeds may be reduced by the Technical Delegate and the President of Jury in the case of adverse weather or ground conditions.

1.3 At Short Format Driving Events, a Modified Marathon will consist of 3-5 obstacles.

1.4 The total distance in the Marathon should be approximately one km per obstacle and preferably not less than 700m between two consecutive obstacles. The total distance must include the distances through the obstacles.

1.4.1 At Short Format Driving Events, the total distance in a Modified Marathon should be approximately one kilometer per obstacle and preferably not less than 500m between two consecutive obstacles.

1.5 There must be at least one suitable warm-up area which must be at least 3200 meters squared and/or a suitable warm-up track (which can be the exercise track).

1.6 Before the Marathon, a marathon-type warm-up, made of any material and situated in a separated area, must be provided. After the In-Harness Horse Inspection and safety check but before the start of the Marathon. Each athlete may use the Warm-up obstacle for a maximum of 2 minutes. Grooms must be on the Carriage during the Warm-up Obstacle, failure to comply will incur a Yellow Warning Card. Grooms may dismount when the turnout is standing still with no penalty.

2. Marathon: Combined Driving Event sections

DIVISION	Marathon							
	Distance km	Horse Speeds	Pony Speeds	Sm. Pony	VSE	# Obstacles	# of Gates in an Obstacle	Course Marker
Open Advanced	5-9	12-14	11-13	13	8-10	7	6	Blue Triangle
Novice Advanced	5-9	12-14	11-13	11-13	8-10	6	6	Orange Keystone
Intermediate	5-9	12-14	11-13	10-12	8-10	6	5	Red Circle
Preliminary	5-7	12-14	11-13	10-12	8-10	6	4	Green Square
Training	5-7	11-13	10-12	9-11	7-9	5	3	Black Diamond
Beginner	4-6	11-13	10-12	9-11	7-9	5	3	White Square
	5-9	12-14	11-13			6	5	Red Circle

Para								

2.1. Pace in Marathon is free for all divisions, except the beginner and training division must only walk or trot including in the obstacles.
In the Cool Down area, turnouts must only walk or halt.

3. Short Format Driving Events – Modified Marathon Section(s)

Division	Distance km	Horse speeds	Pony speeds	Sm. Pony speeds	VSE speeds	# of Obstacles	# of Gates in an Obstacle	Course Marker
Open Advanced	3.5 – 7	13-14	12-13	12-13	8-10	5	6	Blue Triangle
Novice Advanced	3.5 – 7	12-14	11-13	11-13	8-10	5	6	Orange Keystone
Intermediate	3.5 – 7	12-14	11-13	10-12	8-10	5	5	Red Circle
Preliminary	3 – 6	12-14	11-13	10-12	8-10	4	4	Green Square
Training	3 – 6	11-13	10-12	9-11	7-9	4	3	Black Diamond
Beginner	3 – 6	11-13	10-12	9-11	7-9	3	3	White Square
Para	3.5-7	12-14	11-13			3-5	5	Red Circle

4. Compulsory rests

The In-Harness Inspection is not required; however, the safety check must be performed before the start of the Marathon, as described in DC 920, and before entering the Warm-up Obstacle. At Short Format Driving Events, for the Modified Marathon the in-harness inspection and safety check are optional at the discretion of the Technical Delegate.

4.1 Water must be provided at the Warm-up area and finish of Marathon for the horses.

4.2 A farrier must be available at the start of the Marathon. At Short Format Driving Events, a farrier can be on-call rather than on-site for a Modified Marathon.

4.3 Para Driving: quick release systems to secure a wheelchair and lap belts or 4 points belts with a quick release system must be checked by the Technical Delegate before the start of the marathon.

5. Direction signs

5.1 The beginning and end of the Marathon must be marked with a pair of red and white flags.

5.2 The entire course must be clearly marked with yellow direction markers placed, wherever possible, on the right hand side of the track to be clearly visible to the approaching athlete. A confirmation directional arrow must be placed after every significant turn.

5.3 The Marathon must have a marker at every kilometer. The measurement of the kilometers must include the distances through the obstacles.

5.4 The marker for a kilometer occurring within an obstacle should be placed on the post supporting the red exit flag.

5.5 When multiple divisions/levels are offered, the kilometer markers on the Marathon shall be color-coded and/or shaped.

6. Compulsory turning flags

6.1 Sufficient red and white compulsory turning flags must be positioned on the course to ensure that all athletes follow the designated track. Athletes must leave the red flags on their right and the white flags on their left. These compulsory turning flags must be numbered consecutively and they must be placed so they are clearly visible to athletes from a reasonable distance.

6.2 The location and number of the flags must be marked on the map of the course to clearly indicate the correct route to be driven between the compulsory turning flags before and after each obstacle. In addition, a list showing the order for driving compulsory turning flags and obstacles must be provided for athletes and officials.

6.3 Ground Observers must record the athlete's track through the compulsory turning flags; if any compulsory turning flags are missed out or passed in the wrong sequence, the details must be reported to the member of the Ground Jury or Technical Delegate as soon as possible.

6.3.1 At Short Format Driving Events, ground observers are not required. See DC 948.2.1 for penalties on compulsory turning flags.

7. Paces

7.1 The finish of the Marathon must not be more than 300m from the exit of the last obstacle unless the Technical Delegate grants an exception. If the last obstacle is situated within 300m of the finish, the Athletes may stop within 30m of the out gate of the obstacle to repair a broken or detached harness without penalty. A 30m marker will be placed on the track to indicate this point if the last obstacle is within 300m of the finish.

7.2 Between the 30 meter sign of the last obstacle (or 300m) and finish, pace must be trot or walk only. The athlete will accumulate one penalty point for each 5 seconds the turnout is not at the walk or trot.

BOD 01/18/2026 Effective 02/01/2026

DC945 Obstacles

1. Number of Obstacles
   1.1 Refer to the chart in DC 944.
2. Sketches of Obstacles
   Accurate sketches of each obstacle, showing the location of the compulsory gates, dislodgeable/detachable elements and entry/exit flags must be made available to athletes, team and event officials before the first inspection of the course.
3. Design and Construction of Obstacles
   3.1 The number of each obstacle must be clearly displayed on the post supporting the red entry flag.
   3.2 The entry and exit of each obstacle must be marked by red and white flags (red on the right and white on the left), not less than 20 m from the nearest lettered gate, unless the Technical Delegate grants an exception. After the finish line of each obstacle, a 30m sign must be established. A dismounted groom in an obstacle must be back on the carriage before the rear axle passes the sign.
   3.3 The track through an obstacle should not exceed 250m on the shortest, 2.5m drivable route. That is not narrower than 2.5m at any point, between the entry and exit flags. A legal drivable route for VSE entries through an obstacle must not be narrower than 200cm at any point.
   3.4 Obstacles must be at least 700m apart. The Technical Delegate may grant an exception. At Short Format Driving Events, obstacles can be a minimum of 500m apart.
   3.5 Obstacles must be clearly numbered in the sequence in which the athletes are required to drive them.

3.6 Obstacles must not include any feature, which might cause damage or injury to the horses.

3.7 Artificial obstacles should be solidly constructed and firmly fixed, so that they are unlikely to be moved or broken during the Phase.

3.8 If the Course Designer includes any element in an obstacle, which in the opinion of the President of the Jury and Technical Delegate could frighten the horses, an alternative route must be provided, within the obstacle.

3.9 Where a constructed water crossing is included in an obstacle, the depth of the water must not be more than 30cm. Where natural water is used the Technical Delegate may allow a maximum depth of 50cm. The bed of any water crossing must be firm. Where water depth exceeds 50cm a substantial fence, firmly fixed, must be constructed, to prevent horses going into deep water.

3.10 If a barrier for crowd restraint is required, by local regulations or the Organizer, it must not be positioned closer than 20m from the nearest element in the obstacle, unless the Technical Delegate grants an exception.

3.11 Beginner level Marathon courses must not require a route that goes through water.

4. Compulsory gates

4.1 Obstacles will include compulsory gates marked with red and white signs lettered A up to F, indicating the sequence and direction in which the gates must be driven. Advanced will drive gates A to F; Intermediate will drive gates A to E; Preliminary will drive gates A to D; Training and Beginner will drive gates A to C.

4.2 As an alternative option, a maximum of two letters can be used twice in the same obstacle.

4.3 The height of all elements within a compulsory gate must not be less than 1.30 meters. Minimum height for gates and elements for VSEs is 1.0 meter unless an exception is granted by the Technical Delegate.

4.4 For fixed obstacles, the minimum width of a compulsory gate is 2.50 meters. For heavy mobile obstacles, please refer to DC 945. The minimum width of a compulsory gate for VSEs is 2.0 meters. There is no maximum width.

5. Dislodgeable/detachable elements

5.1 The Course Designer may choose any type of dislodgeable/detachable element with a preference for balls such as used in Cones.

5.2 All dislodgeable/detachable elements may not interfere with, or cause injury to the horse or damage to the carriages, when they are dislodged.

5.3 The cups that hold the ball on a dislodgeable element should be a standard 45 - 55mm pipe to hold the balls from the cone driving Phase. The cups must be of sufficient depth so that the ball does not rest on the post.

5.4 The number of dislodgeable/detachable elements must not exceed 24 in total on fixed obstacles, heavy mobile obstacles must have one dislodgable/detachable element each, not counting in the 24. When mobile elements are used, this number can be increased. For Beginner, Training, Preliminary, and Intermediate levels, the number of dislodgeable elements is not limited subject to approval of the Technical Delegate.

5.5 Athletes will incur 2 penalties for each element dislodged.

5.6 Elements connected to each other by means of a rigid, structural connection are counted as one element.

5.7 A dislodgeable/detachable element is “live” at all times until it is dislodged or completely detached.

5.8 An athlete or groom who attempts to prevent a dislodgeable/detachable element from being dislodged will incur 10 penalties.

6. Obstacles in a Combined Marathon course.

6.1 Width of cones. The following clearances shall apply.

Division Class	Cones Width
Horse Four-In-Hand	1.90m
Horse Pair	1.80m
Horse Single	1.60m
Ponies Four-In-Hand	1.80m

Ponies Pair	1.60m
Ponies Single	1.50m

6.2 Marathon-type obstacle width of gates. The following shall apply.

Division Class	Cones Width
Horse Four-In-Hand	3.50m to 4.00m
Horse Pair	3.50m to 4.00m
Horse Single	3.00m to 3.50m
Ponies Four-In-Hand	3.00m to 3.50m
Ponies Pair	3.00m to 3.50m
Ponies Single	3.00m to 3.50m

BOD 01/18/2026 Effective 02/01/2026

DC946 Inspection of the Course

1. Visit of the Technical Delegate
   At least three (3) days before Marathon, the entire course, including the obstacles, must be available for inspection and approval by the Technical Delegate.
   1.1 For Short Format Driving Events, the Modified Marathon course and obstacles must be available for inspection and approval by the Technical Delegate at least 36 hours before the start.
2. Briefing for Athletes and Officials
   2.1 The Technical Delegate must arrange a briefing for members of the Ground Jury and the athletes prior to the official opening of the course.
   2.2 Ground Observers, obstacle observers, and time keepers must be briefed by the Technical Delegate or their designated representative before the start of Marathon.
   2.3 Copies of maps of the entire course must be available at the briefing, for those requiring them or electronically at least 48 hours before the first athlete is due to start Marathon. The maps must show the location of all the obstacles and numbered compulsory turning flags, kilometer markers, and any areas of the course which are closed to motor vehicles.
   2.4 Drawings of the obstacles must be available for athletes, and officials during the briefing.
   2.5 A list showing the order for driving compulsory turning flags and obstacles must also be made available.
3. Inspection of the Course by Athletes.
   3.1 At least 48 hours before the first athlete is due to start Marathon, the whole course must be open for inspection by the athletes.
   3.1.1 At Short Format Driving Events with a Modified Marathon, the whole course must be open for inspection by athletes at 12:00 pm (noon) the day before the scheduled start.
   3.2 The Technical Delegate may impose restrictions on the means of access to certain parts of the course.
   3.3 The course is closed for inspection from the time the first athlete starts the Marathon.
   3.4 Only one person per turnout is allowed to follow/accompany the turnout on the ground, in between obstacles, using the same track as the turnout. Only the use of bicycles for this purpose is allowed. The use of bicycles on the track may be restricted by the Organizer.
   3.5 Athletes using motor vehicles must remain on the roads and tracks designated by the Technical Delegate.
   3.6 The Obstacles may only be inspected on foot. No motor vehicles or bicycles may be taken inside any part of an obstacle. Failure to comply will be penalized by the issue of a Warning for the first infringement and a Yellow Warning Card for the second. Athletes with disabilities must obtain dispensation from the Organizer to be exempt from this DC and their vehicles clearly identified.

BOD 01/18/2026 Effective 02/01/2026

DC947 Times

1. Timetable
   1.1 A timetable of the Marathon must be drawn up and distributed. It must be adjusted in the event of unforeseen circumstances and redistributed.
2. Times
   2.1 The Time Allowed in the Marathon is calculated according to the average speed selected.
   2.2 The Minimum Time is three minutes less than the Time Allowed.
   2.3 The Time Limit is twice the Time Allowed.
   2.4 An athlete who exceeds the time limit will be eliminated.
3. Timing
   3.1 Electronic timing equipment should be used for the timing of athletes in the Marathon, whenever possible.
   3.2 Time Keepers at the start and finish of each Section must record the start and finishing times for each athlete on the Section Timer Record and enter the time on the Athlete's Marathon (Green) Time Card.
4. Start and finish
   4.1 If an athlete is not ready to start the Marathon at their scheduled time, the Timekeeper will start the athlete at the earliest available time at their discretion, and record the actual starting time, which must be reported to the Technical Delegate and President of Jury, for onward transmission to the Scorer, at the earliest opportunity. The athlete will be penalized 0.25 of a penalty per second of the time elapsed between their scheduled start time and the time they were ready to start and the athlete must not be allowed to start less than 2 minutes before the next athlete's starting time. For the avoidance of doubt, athletes will not be penalized where the start is delayed for organizational reasons.
   4.2.1 At Short Format Driving Events, DC 947.4.1 & 4.2 do not apply. Timekeepers can start an athlete out of order with no penalty, but should notify an Official of the change so the timecards can be confirmed.
   Athlete must start each section from the halt with the leading horse behind the line. The Timekeepers will count down to the start time. If an athlete starts before the Timekeeper gives them the authorization, the athlete will be recalled, a new start will be given and the Marathon Time Card will be amended. If the athlete fails to stop they may be eliminated. A member of the Ground Jury must be made aware of the circumstances as soon as possible.
   4.2 The timing of the section ends when the nose of the leading horse has passed the finish line. Section penalties will apply until the whole turnout has passed the finish line.
5. Time Penalties
   5.1 In the Marathon athletes will be penalized 0.25 of a penalty per second for exceeding the Time Allowed. Athletes completing the Marathon in less than the minimum time will be penalized 0.25 of a penalty point for each second they are early.

BOD 01/18/2026 Effective 02/01/2026

DC948 Penalties on the Marathon Course

1. Whips
   Whips, if carried, can only be used by the Athlete. Failure to comply will incur 20 penalties.
   1.1 Para Driving athletes from nominated profiles may compete with the whip held or used by groom, but must have this noted on the FEI Masterlist or their Federation dispensation following classification evaluation.
2. Error of Course. If an athlete fails to pass through a compulsory turning flag (CTF) in the designated sequence, they may return to the point of error and drive the CTF, provided they have not driven the following CTF or the next Obstacle. An athlete who fails to pass through a CTF or a multiple CTF which is to be drive several times with different numbers, in the published sequence and direction as indicated on the Course plan will be eliminated.
   2.1 At Short Format Driving Events, in the Modified Marathon, an athlete who fails to pass through a CTF in the published sequence and direction will incur 5 penalties per error (and no elimination). Deviation from the Course

2.1 Athletes must not deviate from the track for the last 300 meters or between the last obstacle and the finish of Marathon. Athletes who stop, circle, zig- zag, or leave the track in any other way will incur 10 penalties for each occurrence.
2.2 Exception: See DC944.6

3. Incorrect pace
Should one or more horses break into a canter within the last 300m before the finish and is not corrected within five seconds the athlete will incur 1 penalty for every occurrence. If the break continues, the athlete will incur 1 penalty for every additional completed period of five seconds.

4. Dismounting in the sections
4.1 During the Marathon (except inside the Obstacles), grooms and athletes are not allowed to dismount unless the carriage is stationary. If the vehicle is not stationary, either or both groom(s) dismounting will incur 5 penalties, the athlete dismounting will incur 20 penalties.
4.2 The athlete and all grooms must be on the carriage as it crosses the start and finish lines and passes through the Compulsory Turning. Failure to do so incurs 5 penalty points for grooms and 20 penalty points for athlete on each occasion.
4.3 In exceptional circumstances, if warranted due to the condition of the terrain or weather, the Technical Delegate and the President of the Ground Jury may permit grooms in Phases for ponies and single horses to run behind their carriage on designated parts of the course.

5. Stopping
5.1 Athletes may stop for repairs to carriages or harness or for any reason beyond the athlete's control, anywhere on the course other than while negotiating an obstacle, without incurring penalties, other than loss of time, except as in 960.8.
5.2 Athletes will incur 1 penalty point for each commenced ten seconds that they remain stopped on the course for any other reason.
5.3 If an obstacle is situated within 300m of the finish line, an athlete is allowed to stop to carry out necessary repairs as long as they stop within the signed 30 meters after leaving the last obstacle to make necessary repairs to the harness or carriage without penalty. Stopping for any other reason between the last obstacle or the 300m sign, whichever is closer to the finish line will incur 10 penalties for each occurrence.

6. Damaged Carriage/Harness
6.1 At the Finish any missing or disconnected trace, pole strap, or reins will incur 10 penalties for each occurrence.
6.2 At the Finish a broken or disconnected pole or shaft or bit will incur elimination.
6.3 Carriages must pass the finish drawn by the number of horses required for the designated class and on the designated number of wheels. Failure to comply will incur elimination. Broken or missing tires are acceptable.
6.4 Carriage overturn. If the carriage overturns (either on the Warm-up Obstacle, Marathon course or in an obstacle), the penalty is elimination and the athlete may not continue on the Marathon.

BOD 01/18/2026 Effective 02/01/2026

DC949 Obstacle Penalties

1. Pace in Obstacles
Athletes in the Preliminary division and above may use any pace in the obstacles. The beginner and training divisions must only walk or trot in the obstacles (DC948.4 applies for incorrect pace).

2. Error of Course in an Obstacle
2.1 Athletes entering any part of an obstacle without first passing through the entry flags or failing to pass through the exit flags on leaving an obstacle without correcting the error will be eliminated.
2.2 The compulsory gates in an obstacle are "free" after an athlete has passed through them in the correct direction and in the correct sequence. Athletes may, therefore, go through them again in any direction at

any time (for example, athletes must go through A in the correct direction before going through B. A is now “free” and they may go through it again in any direction as often as they like, and so on).

2.3 Athletes, who pass through a compulsory gate in the wrong sequence or direction before it becomes “free” and without correcting the error before passing through the Exit Flags, will be eliminated.

2.4 In order to correct such an error of course, the athlete must return to and drive through the compulsory gate they missed before continuing through the next compulsory gate in the correct sequence (for example, an athlete drives through compulsory gates A and B and then goes through D (missing gate C). In order to correct this error of course, the athlete must go back and drive through gate C before going on to gate D, etc. All gates are neutralized until they reach this gate. Each error corrected shall incur 20 penalties.

2.5 Passing through the exit gate of an obstacle without driving all compulsory gates in the correct sequence will be penalized by elimination.

2.6 An athlete is not considered to have passed through a compulsory gate in an obstacle until the whole turnout has passed between the flags denoting the compulsory gate.

3. Dismounting in the obstacles

3.1 Each time either or both grooms put both feet on the ground in an obstacle, the athlete will incur 5 penalties.

3.2 Once Grooms have dismounted they are not required to get back on the carriage and need not follow the athlete through any of the Compulsory Gates in the rest of the obstacle. Grooms do not have to be on the carriage when it leaves the obstacle. They can get on the carriage outside of the obstacle.

3.3 Each time an athlete dismounts in an obstacle they will incur 20 penalties. The athlete must be on the carriage when it leaves the obstacle.

3.4 In all incidents (for example trace or reins or lead bar over a pole etc.) the grooms must dismount and solve the problem (no climbing over horses or pole). Failure to comply will incur 20 penalties.

3.5 An athlete or groom may only put one foot on any part of an obstacle without incurring penalties. Contravention of this DC will result in 5 penalties.

3.6 A groom may assist the athlete by leading a horse through the obstacle by the bridle end of the reins. The athlete will incur 25 penalties in total. See Rules DC953 and 930.3.

3.7 Groom(s) must be on the carriage when the athlete enters each obstacle on the Marathon. Failure incurs 5 penalties.

4. Disconnecting

Deliberately disconnecting one or more horses and leading them through any part of the obstacle will be penalized by elimination.

5. Elimination in an Obstacle

The decision whether an athlete is eliminated in an obstacle rests entirely with the Ground Jury.

6. Welfare of the Horse

6.1 It is the responsibility of the athlete to stop immediately and put a groom or grooms down whenever a horse has its leg over a pole, shaft, when a wheeler has a leg over the lead bar or the leader’s trace, or when a horse is down and remains down. Also, they must stop when instructed to make necessary repairs by a Member of the Ground Jury or Obstacle Observer. However, a trace down or a pole strap disconnected needs no repair inside an obstacle. The time will continue to run.

6.2 Failure to stop and put the groom down to correct the situation before leaving the obstacle will incur elimination.

6.3 It is the responsibility of the Athlete to stop immediately and put a groom or grooms down whenever a horse has a leg over a trace. Also, they must stop when instructed to correct the situation by a Member of the Ground Jury or Obstacle Observer. Failure to stop and put the groom down to correct the situation before leaving the obstacle will incur 30 penalties. The time will continue to run.

7. Timing

7.1 The athlete will be timed from the moment when any part of the turnout crosses between the entry flags until any part of the turnout passes between the exit flags from the right direction. Once the timer has stopped, no further penalties from that obstacle can be incurred and the turnout must leave the obstacle.

7.2 Electronic timing equipment should be used to time athletes through the obstacles if at all possible.

7.3 The time limit for athletes in obstacles is five minutes. If athletes fail to complete the whole obstacle and pass the exit flags within the time limit, the Obstacle Observer is to blow two blasts on a whistle indicating to the athlete that the time limit has been reached. The athlete is eliminated, must then vacate the obstacle as quickly as possible (with assistance if necessary) and the horses must be checked by the veterinarian at the end of the Cool Down Area or in the stables if they have been given the authorization to go directly back to the stables by the veterinarian. The athlete may not continue in the Marathon Phase.

7.4 The time taken for an athlete to complete an Obstacle shall be recorded to hundredths of a second, either manually or electronically.

7.5 There is no rounding of time or conversion to penalty points for individual obstacles.

8. Hold Ups

8.1 If an athlete arrives at an obstacle while the previous athlete is still negotiating the obstacle, or if the obstacle is not ready to be driven, the athlete is to be held at a point on the course approximately 50m from the Entry Flags.

8.2 One of the Assistant Obstacle Observers is to stop the athlete at that point and start their stopwatch. As soon as the previous athlete is clear of the obstacle, and the Obstacle Observer approves a restart, the Assistant Obstacle Observer will restart the athlete and inform the athlete of the duration of time the athlete was held. This time must be recorded in whole or half minutes next to the athlete's Identification Number on the Obstacle Observation Sheets.

9. Obstacle video recording

Video recording at each obstacle is recommended in all events, but not required.

DC950 Judges

1. Positions

1.1 At the Finish of the Marathon, based on the advice of the veterinarian, a Judge shall decide whether the horses are in a fit condition to continue the Phase.

1.2 One member of the Ground Jury must be at the finish of the Marathon to supervise the inspection of carriages, harness and Marathon Time Cards and when applicable to supervise the weighing of the carriages. An athlete whose carriage is below the prescribed weight will be eliminated. (See DC922.4).

1.2.1 At Short Format Driving Events, Judges are not required to be present at the end of the Marathon Course.

1.3 The rest of the Jury will be positioned by the President of the Ground Jury.

1.4 Members of the Ground Jury at the end of the Marathon are not required to assist the veterinarian in pulse and respiration checks. Organizers should ensure sufficient volunteers are available to assist the veterinarians.

BOD 01/18/2026 Effective 02/01/2026

DC951 Officials

1. Ground observers

1.1 Ground Observers should be allocated positions around the course by the Technical Delegate from which they can observe the most critical compulsory turning flags.

1.1.1 At Short Format Driving Events, ground observers are not required. See DC 948.2.1 for penalties on compulsory turning flags.

1.2 Ground Observers must be given the starting order of athletes together with copies of instructions and the Ground Observers Report and a Control Sheet.

1.3 Ground Observers must report all incidents for which an athlete may be penalized, and any other information, to the Ground Jury or a member of the Ground Jury periodically and at the end of their period of duty.

1.4 Ground Observers cannot eliminate or otherwise penalize athletes. It is the responsibility of the Ground Jury to impose appropriate penalties.
1.5 After the Phase, Ground observers must remain in the vicinity of the Secretary's Office until dismissed by the President of the Ground Jury.

2. Timekeepers
   2.1 Each Timekeeper will be provided with a chronometer with a "time of day" display and instructed in its use by the Technical Delegate or the Chief Timekeeper. The Technical Delegate or their assistant is responsible for the synchronization of the "time of day" on all chronometers issued to Officials.
   2.2 The Timekeeper at the start of the Marathon must be issued with the starting time schedule and should ensure that athletes have been given a Marathon Time Card (Green Card).
   2.3 All other Timekeepers at the start and finish of each Section must be provided with the complete list of athletes and a running order.
   2.4 Timekeepers are required to record the start and finish times for their respective Section and to enter them on the athlete's "Marathon Time Card" and the "Section Timer Record".
   2.5 Horses must start from the halt with the nose of the leading horse behind the start line.
   2.6 The finishing time will be taken as the nose of the leading horse crosses the finish line. The section is finished as the rear axle has passed the Finish Line.
   2.7 After the Phase, Timekeepers must remain in the vicinity of the Secretary's Office until dismissed by the President of the Ground Jury.
3. Obstacle observers
   3.1 There must be one Obstacle Observer at each obstacle. Each Obstacle Observer should have at least two assistants. Short Format Driving Events can have one assistant. The Obstacle Observer must be given a whistle and two stopwatches and instructed in their use by the Technical Delegate or their assistant. They must record the exact time to 1/100th second taken by each athlete through the obstacle.
   3.2 Obstacle Observers must be given a starting order listing all athletes together with sufficient copies of Obstacle Reports and diagrams to record each athlete's time and the sequence of the gates through the obstacle as driven.
   3.3 In case of incorrect sequence, a drawing of the route must be recorded.
   3.4 Obstacle Observers must record and report all incidents to a member of the Ground Jury, as soon as possible after the incident occurred.
   3.5 After the Phase, Obstacle Observers must remain in the vicinity of the Secretary's Office until dismissed by the President of the Ground Jury.

BOD 01/18/2026 Effective 02/01/2026

DC952 Classification

1. Conversion of time to penalties
   1.1 The total time taken by the athlete in the Obstacles will be recorded to 1/100 second and penalties will be calculated to 2 decimal places. Any time over the Time Allowed in each of the Sections will be added together and multiplied by 0.25. Any time under the Minimum Time in the Marathon will be multiplied by 0.25. There shall be no rounding of times. The penalties for under Minimum Time; plus penalties for over Time Allowed and the total obstacle times shall be added to any other driving penalties received to determine the final score for each athlete in Marathon.
   1.2 For athletes who are eliminated or retire see DC 911.
   1.3 The athlete with the lowest number of penalties will be the winner of the Phase.
   1.4 In the event of an equality of penalties, the athletes will be placed on equal rank.

BOD 01/18/2026 Effective 02/01/2026

DC953 Summary of Penalties in Marathon

Description	Ref. Rule	Penalties
Athlete or groom wearing shorts.	913.2.1	10 penalties per person
No Fastened protective headgear or no body protector on Marathon	913.2.3 913.2.4	Elimination or Yellow Warning Card
Finishing with fewer horses than required	916.3	Disqualification
Not presenting an Entered horse at the In-Harness horse inspection	920.3.4	Elimination
No breeching with a carriage with no brakes	922.1.1	Elimination
Contravening the rules on advertising	926.3	Yellow Warning Card
Substitution of groom	928.2.7	Elimination
Groom handling reins, using whip and brakes when carriage not stationary	928.2.5	20 penalties
Person tied to the carriage	928.2.6	Elimination
Physical outside assistance	930.2.2	Elimination
Groom leading a horse through an obstacle (also see DC959.6.3)	930.3d	20 penalties
Incorrect pace	948.4	1 penalty for every 5 seconds
Dislodging a dislodgeable element	945.5.5	2 penalties per occurrence
Preventing a dislodgeable element from being dislodged	945.5.7	10 penalties
Motorized vehicles or bicycles in obstacles First Incident Second Incident	946.3.5	 Warning Yellow Warning Card
Carriages under weight at end or under width at start	922 & 950.1.2	Elimination
Total time over time allowed	947.1	0.25 penalties/sec
Total time under minimum time	947.2	0.25 penalties/sec
Total time in obstacles	947.2	0.25 penalties/sec
Athlete fails to stop when recalled	947.4.3	Elimination
Not ready to start	947.4.2	0.25 penalties/sec

Contravening the rule on the use of the whip	948.1	20 penalties
Each deviation from course after last obstacle	948.3	10 penalties
Required persons not on carriage passing through a compulsory turn flag, or the start and finish of each Section, each occasion	948.5.2	5 penalties (grooms) 10 penalties (athlete)
Grooms dismounting while moving	948.5.1	5 penalties
Athlete dismounting while moving	948.5.1	20 penalties
Finishing with missing or disconnected pole strap, trace, or reins for each occurrence	948.7	10 penalties
Failing to pass through compulsory turn flags and obstacles in correct sequence and direction	949.2	Elimination For Short Format Modified Marathons: 5 penalties per error
Finishing with missing wheel	948.7	Elimination
Finishing with broken or disconnected pole or shaft	948.7.4	Elimination
Failing to pass through entry flags of an obstacle	949.2.1	Elimination
Groom(s) not on the carriage when crossing start of an obstacle	949.3.7	5 penalties
Failing to pass through exit flags of an obstacle	949.7.3	Elimination
For correcting each error of course in an obstacle	949.2.1	20 penalties
Passing between exit flags before completing an obstacle	949.2.4	Elimination
Groom(s) dismounting in an obstacle, each occasion	949.3.1	5 penalties
Athlete dismounting in an obstacle	949.3.3	20 penalties
Two feet on an element of obstacle	949.3.5	5 penalties
Groom climbing over horse back or down the pole in an obstacle	949.3.4	20 penalties
Disconnecting and leading through an obstacle	949.4	Elimination
Failing to stop for leg over pole, lead bar, or shaft	949.6.2	Elimination
Failing to stop for leg over trace	949.6.2	30 penalties
Carriage overturn	948.7.4	Elimination

Exceeding the time limit in obstacles (5 min.)	949.7.3	Elimination
Horses unfit to continue in rest area	920.3.3 937.1	Elimination
Exceeding the time limit in all sections	947.2.5	Elimination
Groom leading horse through the obstacle by the bridle ends of the reins (Also see DC930.3.d)	949.3.6	25 penalties
Stopping on course for reasons other than repairs	948.6	1 penalty per commenced 10 seconds

SUBCHAPTER DC-13 CONES

DC954 General

The Cones Phase is to test the fitness, obedience and suppleness of the horses and the skill and competence of the athletes.

DC955 Phases

1. The Fault Phase shall be used in Driving Events.
   1.1 The Fault Phase is conducted on the basis of penalties for obstacles knocked down and for exceeding the Time Allowed. The score from this round will always be used solely to decide the Final Classification in all Events.
   1.2 There may be a drive-off between all athletes with zero penalties, or equality of penalties to determine the winner of Cones.
2. The Time Phase
   The Time Phase is conducted on the basis of the time in seconds taken by athletes to complete the course, with any penalties for faults converted to penalty seconds. Time Phases are only to be used to determine the placings in Cones.
3. Phase in Two Phases:
   The result of the first section may solely be used for the final results of the Combined Driving event.
4. Phase with a Winning Round:
   A Phase run over one round according to penalties and time which will count for the final classification in the Driving Event, and a winning round to determine the placings in Cones.

DC956 The Course

1. Building and Measuring the Course
   1.1 The Course Designer is responsible, under the supervision of the Technical Delegate, for laying out, marking and measuring the course and building the obstacles. The Course Designer may indicate with a dotted line on the course plan how the length of the Course was measured. The President of the Ground Jury must ensure that the length of the Course was measured accurately.
   1.2 The arena should be not less than 5000 m with a minimum width of 40 m or an equivalent area. Should this not be possible the number of obstacles must be reduced accordingly unless an exception is granted by the Technical Delegate.

1.3 The starting and finishing lines may not be more than 40m nor less than 20m from the first and last obstacles respectively.
1.4 The number of obstacles may not exceed 20 (except DC963.3).
1.5 The length of the course must be between 500m and 800m.
1.5.1 At Short Format Driving Events, the length of the course can be between 400m and 800m.
1.6 Courses must be laid out so that athletes have a chance to maintain a reasonably fast pace throughout the major part of the course. Certain obstacles, and combinations of obstacles, such as open and closed multiples, will inevitably slow down the pace, but such a layout should be limited to a small proportion of the whole course.
1.7 All obstacles should be visible from the Judges' box.
1.8 The President of the Ground Jury must walk the course to inspect it before the start of the Phase. The course is the track, which the driving athlete must follow when competing from passing the start in the correct direction up to the finish. The length must be measured accurately to the nearest meter taking account, particularly on the turns, the normal line to be followed by the horse(s). This normal line must pass through the middle of the obstacles. If there is an alternative obstacle, the official distance has to be measured by the longest route.

DC957 Obstacles

1. Cones
   1.1 The cones forming an obstacle must be at least 30 cm high and made of indestructible plastic material. Beginning July 1, 2026, the specifications for the cone forming an obstacle must be exactly as shown in Annex 7 of the FEI Driving Rules. Short Format Phases are not required to use cone lifters. A weighted ball must be placed in the hollow on top of the cone, so that it falls down only if the cone is touched.
   1.2 All obstacles consisting of a single pair or double pair of cones (oxer) will constitute a single obstacle.
   1.3 The obstacle includes cones, red and white markers, numbers and letters.
   1.4 The position of one of the pair of cones must be marked on the ground so that a constant position of the obstacle is maintained throughout the Phase. Where practicable a line will also be drawn to ensure that the other cone is maintained at the correct angle.
   1.5 Obstacles that entail reining back are not permitted.
   1.6 An oxer will be composed of two pairs of cones in a straight line. The distance between the first set of cones and the second set will be between 1.5 and 3 meters, at the discretion of the Course Designer. The oxer counts as a single obstacle and the maximum penalty points for knocking down up to 4 balls is 3 penalty points in total. The first set of cones will have the number of the obstacle and be marked with red and white signs and the second set of cones will be marked with only red and white signs. Refer to ANNEX 8.
      1.6.1 A maximum of five oxers are allowed in a Cones course.
2. Multiple obstacles
   2.1 Multiple Obstacles must conform to the design principles. See Annexes.
   2.2 Variations or new designs must be pre-approved by the Federation and included in the Event Schedule.
   2.3 A Multiple Obstacle may be constructed of markers or horizontal rails, elevated to a minimum of 40cm and maximum of 60cm in height.
   2.4 Each group of cones or elements must be clearly separated and associated with one of the sections of the multiple.
   2.5 A Multiple Obstacle, other than a "Serpentine", "Zig-Zag", a "Double Box", a "Double U" or a "Wave" must not consist of more than three pairs of cones or dislodgeable elements.
   2.6 Other than Serpentines, Zig-Zags, Double Boxes, Waves, and Double Us, a Multiple Obstacle may not be longer than 30m measured along the center line through the obstacle.
   2.7 There may not be more than 3 Multiple Obstacles in any course.
   2.8 In Multiple Obstacles Athletes can only incur a maximum of 6 penalties in a Double (A & B), 9 penalties in a Triple (A, B & C) and 12 penalties in a Serpentine, Zig-zag, Double Box, Wave, or Double U (A, B, C & D) per attempt, plus any penalties for a rebuild as well as penalties for Disobedience.

2.9 Multiple Obstacles may not be used in a Drive-Off. (See DC961 – Drive-off and DC965 – Summary of penalties).

3. Serpentines, Zig-Zags, Double Boxes and Double U and Wave
   3.1 A Serpentine consists of 4 cones in a straight line facing in alternate directions lettered A, B, C, D (See Annexes).
   3.2 A Zig-zag consists of not more than 4 pairs of cones, with alternate left and right cones in a straight line (refer to the website). All centerline cones must be placed in a straight line, either at the front, middle or rear of the cone.
   3.3 A Double Box and a Double U and a Wave are illustrated in the Annexes.
4. Water and bridges
   4.1 Where Water Obstacles and Bridge Obstacles are included in the course, prior notification must be given in the Schedule for the Event.
   4.2 Water Obstacles must be at least 3m wide, with a depth between 20 and 40 cm and sloping sides. There must be a pair of cones at the entrance (flag lettered A) and exit (flag lettered B) with the cones 2.0m apart.
   4.3 Knocking down a ball or balls on either A or B will be penalized as 3 penalties for each pair of cones.
   4.4 Wooden bridges, or bridges of similar suitable construction approved by the Technical Delegate, with fan shaped wings at the entrance, with the bridge surface not more than 35 cm above the ground with a usable width of three meters and a maximum length of ten meters are permitted, boarded or rail sides are essential. The Technical Delegates may grant an exception if the bridge is of a permanent solid construction with strong side rails. There must be a pair of cones at the entrance (flag lettered A) and exit (flag lettered B) with the cones at least 2.0m apart.
   4.5 A size-adjusted bridge may be offered for VSEs. Bridge dimensions may not be smaller than 2.5 meters wide. 7.5 meters long, 15cm. high. Entrance cones and exit cones shall be at least 2.0m apart.
   4.6 Water obstacles may not be used as part of a Beginner, Training or Preliminary level course.
5. Markers
   5.1 Each obstacle is defined by a pair of markers: a red marker on the right hand side and a white marker on the left hand side as athletes approach the obstacle. They are placed not more than 15cm outside the elements, which form the single and multiple obstacles.
   5.2 The whole turnout must pass between these markers. Failure is considered as Disobedience. (See DC959.7.3 and 959.7.6.)
   5.3 Decorations and obstructions must be placed on the course before the official course walk. No penalty is incurred if they are touched, displaced or knocked over.
   5.4 All obstacles in the course must be numbered in the sequence in which they are to be driven. The number of each obstacle must be indicated on a board placed at the entrance to each single and Multiple Obstacle.
   5.5 Each distinct section of a closed Multiple Obstacle (Ls, Us and Boxes) must be clearly marked in different colors. (See Annexes) The whole turnout must pass between these markers in the correct alphabetical order.
   5.6 The red and white markers and the numbered and lettered boards may be combined, so that the numbers and letters appear on the same posts as the red and white markers, or they may be on separate boards or discs. If possible the numbers of the obstacles should be placed so that athletes can see them as they leave the previous obstacle.
6. Plan of the Course
   6.1 At least two hours (or one hour for Short Format Driving Events) before the start of the Phase for each class in the Event, a plan of the course, signed off by the Course Designer and the President of the Ground Jury must be posted in the Collecting Ring showing the length, speed in meters per minute and the Time Allowed for that class. Should the timing be adjusted by the Ground Jury, this will be announced by the Commentator.
   6.2 A plan for Cones need not be supplied to each athlete, provided one is posted on the Official Notice Board once the Course is approved by the President of the Jury and prior to the course being open for inspection.

7. Inspection of the Course

7.1 The course must be open for inspection at least one hour and forty-five minutes before the start of the Phase. At 15 minute window must be observed between the end of the inspection and the first start. Only athletes, and one accompanying person per athlete at a time are allowed to inspect the course on foot and they must be correctly and smartly dressed. Athletes or their accompanying person, are not permitted to use measuring wheels when inspecting the course. At an Event, a warning will be issued for the first offence and a Yellow Warning Card from the President of Jury for subsequent offences.

7.1.1 At Short Format Driving Events, the course must be open for inspection at least one hour before the first start. There are no limitations on who may inspect the course and no formal attire is required.

7.2 An athlete with disabilities may be permitted to drive themselves through the Obstacles at a walking pace in a golf cart or similar vehicle, with approval of the Organizer.

7.3 Only the Course Designer and their staff may alter or work on any part of the course. If any athlete, or any person associated with them alters the course in any way, the athlete will be disqualified.

BOD 01/18/2026 Effective 02/01/2026

DC958 Cones Phase

1. Single Obstacles and Open Multiple obstacles settings.

	Division Class	Advanced Speed M/min	Advanced Cones Width (cm)	Serpentine	Zig-Zag (m)	Wave	Distance between obstacles (m)
Horse	Four-in-hand	240	185	10-12	11-13	10/12	15
	Pair	250	170	6-8	10-12	8/10	12
	Single	250	160	6-8	10-12	8/10	12
	Para-Driving	230	160	6-8	10-12	8/10	12
Pony	Four-in-hand	240	160	8-10	9-11	8/10	12
	Pair	250	160	6-8	9-11	8/10	12
	Single	260	160	6-8	9-11	8/10	12
	Para-Driving	230	160	6-8	9-11	8/10	12
VSE	Pair/Multiple	200	+15cm	9	9	8/10	12
	Single	210	+15cm	6	8	8/10	9

1.1 Standard Cone Settings apply to Beginner, Training, Preliminary, and Intermediate Levels ONLY.

	Vehicle Track Width	Standard Cones Setting			
		Beginner/Training	Preliminary	Intermediate	
Marathon Vehicle					
Horse/Pony Singles & Pairs	125-130cm	160cm**	155cm*	150cm*	
		*add 10cm for teams			
Presentation Vehicle					
VSE	98-115cm	130cm**	125cm*	120cm*	
All Ponies & Single	138-145cm	175cm**	170cm*	165cm*	
Horse Pair	148-155cm	185cm	180cm	175cm	

Horse Teams	158-165cm	205cm	200cm	195cm	
		*add 10cm for teams			
Beginner, Training, Preliminary, and Intermediate – for any and all vehicles that are outside of the above measurements, the cones setting is determined by measuring the carriage at the widest part of the rear wheels and then adding the following clearance.					
		Beginner/Training	Preliminary	Intermediate	Advanced
All classes	All other vehicle track widths	35cm* + track width	*30cm + track width	*25cm + track width	NA
VSE		30cm* + track width	*25cm + track width	*20cm + track width	*15cm + track width
		*add 10cm for teams			

1.1.2 Paces

DIVISION		Single or Pair		Four-in-hand
Beginner/Training	VSE	150mpm		170mpm
	Horse/Pony	180mpm		190mpm
Preliminary	VSE	180mpm		170mpm
	Horse/Pony	200mpm		190mpm
Intermediate	VSE	190mpm		180mpm
	Horse/Pony	220mpm		210mpm
Advanced		Single	Pair	Four-in-Hand
	VSE	170mpm	170mpm	160mpm
	Pony	260mpm	250mpm	240mpm
	Horse	250mpm	250mpm	240mpm
Para Driving	Horse/Pony	230mpm		

1.1 Measurements for Closed Multiple obstacles, see Annexes.
1.2 Cones with reduced width: The width of up to five single obstacles can be reduced by 5 cm. for Pairs and Four-in-hand classes, and up to 10 single obstacles may be reduced by 5cm. for Single classes. Such obstacles will be marked differently (color of the cones).
1.3 Alternative options: A maximum of two single obstacles may offer an alternative single option (See Annex 7).
1.4 In Exceptional circumstances and in the interests of safety, the Ground Jury in consultation with the Course Designer and the Technical Delegate, may reduce the speed.
1.5 Drive-offs and Winning-Round: the obstacle width may be reduced up to 10 cm at the discretion of the Ground Jury in conjunction with the Course Designer and the Technical Delegate.

DC959 Judging Cones Phase

1. Starting the Phase

1.1 The Technical Delegate will report to the President of the Ground Jury as soon as the course is ready. The President of the Ground Jury will then authorize and announce the start of the Phase.

Starting the Cones course

After the bell run, the Athlete has 45 seconds to cross the start line.

1.2 At Short Format Driving Events, the POJ can appoint a Cones judge to oversee the course and document any penalties or errors. Any eliminations or disqualifications must be confirmed by an appropriate Licensed Official.

2. Penalties

2.1 If Athletes have entered the Arena but fail to start by passing through the start line within 45 seconds of the starting signal the timing will start.
2.2 If an Athlete fails to enter the Arena when the Course is ready, the President of Jury will ring the bell to signify the Start for that Athlete. If the Athlete has not entered the arena within 45 seconds of the first bell, the bell will be rung again and that Athlete is then eliminated.
2.3 Athletes passing through an obstacle before the starting signal will be penalized 10 penalty points and must restart. After the starting signal the Athlete will be allowed to start.
2.4 The start and finish lines are neutralized for passing through from the moment the Athlete has passed through the start line until they have passed through the last obstacle.
2.5 Knocking down one or both balls of a single obstacle and knocking down a ball or an element of a Multiple Obstacle incurs 3 penalties in each case.
2.6 Knocking down a ball or balls on either A or B on a Water or Bridge Obstacle will incur 3 penalties for each pair of cones.
2.7 Grooms must be seated in their proper places between the start and finish lines. For penalties, see DC902.1.2. The groom may advise the Athlete a whistle/bell has sounded.
2.8 After the last obstacle the Athlete must pass through the finish line with the red flag on the right and the white flag on the left.
2.9 An Athlete may pass between the elements of an open multiple obstacle whilst driving between obstacles without incurring a penalty. If, in this case, a part of the obstacle is knocked down see DC965.
2.10 Carriage overturning is elimination.
2.11 The Beginner and Training division must only walk or trot in the cones obstacles. Should one or more horses break into canter, the athlete will incur 1 penalty point for every completed period of five seconds.
2.12 Failure to pass through the start/finish line will result in elimination.

3. Error of Course

3.1 An Athlete is considered to have passed through a gate in an Obstacle when the whole turnout has passed between the Markers.

3.2 If an Athlete attempts to pass through an obstacle in the wrong sequence or direction, then the President of Jury must wait until the whole turnout has passed completely through the wrong obstacle before ringing the bell. The Athlete is then eliminated.

3.3 If an Athlete knocks down or dislodges any part of an obstacle which has already been driven, they will incur 3 penalties.

3.4 If any part of an obstacle in advance of the one being driven, is dislodged or knocked down, the President of the Ground Jury or the appointed Cones Judge will ring the bell and stop the clock for the obstacle to be re-built. The Athlete will incur 3 penalties and 10 seconds will be added to their time. The bell will be rung to indicate to the Athlete that the course is ready and the clock will re-start when the Athlete reaches the next Obstacle on course to continue their round.

3.5 If the President of the Jury sounds the whistle/bell while the Athlete is on the course, the Athlete must halt immediately. If the Athlete does not halt, the President of Jury will blow the whistle/bell a second time. If this Athlete continues without stopping, they are eliminated. The Groom may advise the Athlete that the whistle/bell has sounded.

3.6 If the Jury is in doubt whether an obstacle has been properly driven, the Athlete must be allowed to finish the course. The Jury can then reach a decision.

4. Obstacle Rebuild

4.1 If the Athlete knocks down any part of an Obstacle in the process of disobedience or refusal, the bell will be rung and clock stopped for the obstacle to be rebuilt, and ten seconds will be added to the Athlete's time along with any penalties for Disobedience (but not for the elements knocked down at the time of Disobedience).

4.2 When the obstacle is rebuilt the bell is rung again and the Athlete must then retake the complete obstacle and continue their round. The clock will restart when the Athlete reaches the re-built obstacle. Penalty for starting before the bell is Elimination.

4.3 If an Athlete knocks down any part of a Multiple Obstacle in advance of the element they are driving, or if they break out of the Multiple Obstacle and knocks down an element, then the bell will be rung, the clock stopped while the obstacle is rebuilt and 10 seconds added to the total time taken. The athlete will be penalized for Disobedience but not for the elements knocked down at the time of the Disobedience.

5. Broken Harness

If at any time after they have started, an Athlete has a disconnected pole, shaft, rein, trace, pole strap or chains, or should a horse have a leg over the pole, trace, shaft or leader bars the President of the Jury must ring the bell and stop the clock. The Athlete must put a Groom(s) down to correct the problem and will be penalized for a Groom dismounting. After the situation has been corrected and the Groom has remounted the President of the Jury will ring the bell and restart the clock.

6. Athletes and Grooms Dismounting

6.1 Each time an Athlete dismounts they will incur 20 penalties.

6.2 Athletes will incur penalties each time one or both Grooms dismount: 5 penalties on the first occasion, 10 penalties on the second occasion. On the third occasion the Athlete is eliminated.

6.3 The Grooms must be on the carriage when going through each Obstacle. For a Groom(s) dismounting to assist through an obstacle by leading the horse by the bridle ends of the reins while the horse is still attached to the carriage see penalties for leading and dismounting in DC965. The Groom(s) must be on the carriage before the next Obstacle.

7. Disobedience

7.1 It is considered to be a Disobedience when:

a. The Athlete attempts to pass through an obstacle and their Horse shies away from the obstacle at the last moment without hitting any part of the obstacle.
b. The Horses run away, or, in the opinion of the President of the Jury, the Athlete has lost effective control.
c. The whole turnout comes to a complete halt with or without stepping back anywhere on the course, in front of or in an obstacle, or a Multiple obstacle, with or without knocking down any element.
d. Not passing through an obstacle with the whole turnout, running out of a Multiple, circling within a Multiple or reining back by the Athlete between start and finish line.

7.2 A Disobedience will incur 5 penalties for the first, 10 penalties for the second and elimination for the third instance. Penalties for Disobedience are cumulative wherever they may occur on the course.

7.3 If there is Disobedience in a single obstacle, i.e. the whole turnout does not pass through the markers, the Athlete has to retake the obstacle. The bell will only be rung if part of the obstacle is knocked down (See DC959.4).

7.4 If there is a Disobedience in a Multiple obstacle without knocking down any element the Athlete must continue their drive and is penalized for disobedience (see above).

7.5 In the case when Disobedience is connected with knocking down an element (e.g., Run-out at C and dislodging the ball) the Judge rings the bell, the course is interrupted, the time is stopped and the obstacle rebuilt.

The President of the Ground Jury rings the bell again, the Athlete has to restart at the letter A of the Multiple obstacle and the time starts when the horse's nose passes gate A. For the re-building 10 seconds are added once.

7.6 If an Athlete has a Disobedience at any obstacle and knocks down any part of that obstacle they will only incur penalties for the Disobedience and 10 seconds will be added for the rebuilding.

8. Resistance

A Horse is considered to offer resistance if, at any time and for whatever reason it refuses to go forward (with or without moving back), turns around, rears. This will be penalized the same as Disobedience (see DC959.7).

9. Timing

9.1 Each Athlete will be timed by stopwatch or by an electronic timing device, from the moment the nose of the leading horse crosses the Start Line until the nose of the leading horse crosses the Finish and no further penalties can be incurred.

9.2 Times must be recorded to hundredths of a second.

9.3 The Time Limit is twice the Time Allowed. Exceeding the Time Limit will incur elimination.

9.4 The Time Allowed is calculated using the following maximum speeds in meters per minute (except for Time Phase, DC 962).

9.5 The Penalty for exceeding the time allowed: any time over the time allowed in hundredths of seconds, multiplied by 0.5 Penalties will be calculated to two decimal places.

BOD 01/18/2026 Effective 02/01/2026

DC960 Fault Phase

1. Definition:
   The Fault Phase is a Phase run with penalties and a time allowed.
2. Classification:
   According to penalties and time. If allowed in the schedule, there may be a Drive-Off in case of equality of penalties for the first place.

DC961 Drive-Off

1. Definition
   A Drive-Off can only be organized in a Fault Phase, to solely define the classification of Cones Phase.
2. Classification
   - 2.1 In the event of equality of penalties for first place, a Drive-off as time Phase may take place according to the provisions of the schedule, either over the same course or over a shortened course (maximum 50% shorter).
   - 2.2 The width between the cones may be reduced by up to a maximum 10 cm at the discretion of the Ground Jury in conjunction with the Technical Delegate and Course Designer.
   - 2.3 If no provision is made for a Drive-off in the Schedule, the Athletes with equality of penalties for any place are placed in accordance with the time taken to complete the first round. In case of equality of penalties and time, the Athletes concerned will be given equal placing.
3. Multiple obstacles
   Multiple obstacles are not permitted in a Drive-Off.
4. Starting order
   The starting order for a Drive-Off will be the same as in the initial round.

DC962 Time Phase

1. Definition
   In a Time Phase, all penalties (knock-downs, exceeding time, disobedience, etc.) are converted to penalty seconds.
2. Obstacles
   The Rules concerning the number, type and dimensions of obstacles and the length of the Course must be the same as for a Fault Phase.
3. Pace: See Chart in DC958
4. Classification
   4.1 Classification will be decided by adding any penalty seconds to the time taken by the Athletes to complete the course.
   4.2 In the case of equality for first place, the result may be decided either by the lowest number of penalty seconds incurred, or by a Drive-off, according to the provisions of the Schedule, either over the same course or over a shortened course.

DC963 Phase in Two Phases

1. Description
   1.1 This Phase comprises two phases run without interruption, each at an identical or different speed, the Finishing Line for the First Section being the Start Line for the Second Section.
   1.2 A Phase in Two phases, run under the following Rules, may be used in all Cones Phases.
2. Phase Conditions
   2.1 The first phase is run according to the Rules for a Fault Phase with a time allowed and the second Section is run according to the Rules for a Time Phase.
   2.2 Penalties for both phases are listed under DC965.
3. Obstacles
   3.1 The first phase is a course of 14 to 16 obstacles with a maximum of two multiple obstacles. The second phase takes place over 7 to 9 obstacles (not to exceed 23 obstacles in total). Multiple obstacles may not be used in the second phase.
   3.2 Width of obstacles: See DC958.
4. Penalties
   4.1 Athletes incurring penalties in the first Section are halted by ringing the bell after they have passed the last obstacle or when the time allowed of the first phase has been exceeded after crossing the finishing line of the first phase. They must stop after crossing the first finishing line once the bell is rung.
   4.2 Athletes not penalized in the first phase and not over the time allowed, continue the course which finishes after crossing the second finishing line.
   4.3 The second phase is run as a Time Phase.
5. Classification
   5.1 Athletes are placed as follows: Athletes who competed in the second phase :Total time in the second phase to include added penalties converted into seconds;
   5.2 Followed by the Athletes who competed in the first phase only: according to penalties and time in the first phase.
   5.3 In the event of equality for first place, a Drive-off against the clock with six obstacles of the first and/or of the second phase may be held according to the conditions of the Schedule.
   5.4 Athletes stopped after the first phase may only be placed after Athletes who have taken part in both phases.

DC964 Phase with a Winning-Round

1. Description
   This Phase consists of two parts with different valuations. The first part may be used for all Combined Phases.
2. Phase Conditions
   The first part is run according to the Rules for a Fault Phase with a Time Allowed and the second part is run according to the rules of a Time Phase.
3. Obstacles
   3.1 The first part is a normal Course as laid down in the Rules.
   3.2 The second part may be shorter but not by more than 50% shorter.
   3.3 The Course for the second part (Winning Round) may be built at another time (or day) and another place and may be of a complete new design.
   3.4 The Winning Round is not considered to be a Drive-Off.
4. Athletes
   4.1 The number of the Athletes competing in the Winning Round is laid down in the schedule.
   4.2 The starting order in the Winning Round is the same as in the initial round.
5. Penalties
   5.1 Option 1: The Athletes carry their penalties of the initial round as penalty seconds forward to the Winning Round.
   5.2 Option 2: The Athletes start the Winning Round from scratch.
6. Classification
   6.1 Option 1 The Athletes are placed according to their Total Time; this is the driven time plus penalty seconds for knockdowns etc. and exceeding time in the Winning Round.
   Actual penalties from the initial round converted into penalty seconds will be added afterwards to the result of the Winning Round and all together form the Total Time.
   6.2 Option 2 the Athletes are placed according to their driven time plus penalty seconds for knockdowns etc. and exceeding time in the Winning Round.
   6.3 In case of a tie, equal placings are awarded

DC965 Summary of Penalties in Cones

Athletes are liable to the following penalties:

Description	Ref Rule	Fault Phase	Time Completion
Athletes starting Cones course without Protective Headgear	913	Elimination	Elimination
Grooms starting Cones course without Protective Headgear	913	Elimination	Elimination
Athlete entering arena without **fastened** protective headgear, jacket, gloves, or apron	913	5 penalties	5 seconds
Groom(s) not in position First breach Second breach Third breach	928.1.4	 5 penalties 10 penalties Elimination	 5 penalties 10 penalties Elimination
Driving without a whip in the arena.	913.4	5 penalties	5 seconds
No breeching with a carriage with no brakes.	922.1.1 & 922.1.14	Elimination	Elimination
No breeching in Singles.	925.1.14	Elimination	Elimination

If a groom handles the reins, brake, or uses the whip before the athlete has crossed the finish line.	928.2.5 & 930.2.1.2	20 penalties	20 seconds
Person tied to the carriage.	928.2.6	Elimination	Elimination
Prohibited outside assistance.	930.2	Elimination	Elimination
Failing to start within 45 seconds of bell ring.	959.2.1	Timing Starts	Timing starts
Starting and passing through an obstacle before the bell is rung.	959.2.3	10 penalties and restart	10 seconds and restart
Failing to pass through start or finish lines.	959.2	Elimination	Elimination
For knocking down one or two balls in the same single obstacle.	959.2.5	3 penalties	3 seconds
For knocking down an element of a Multiple obstacle.	959.2.5	3 penalties	3 seconds
For knocking down any part of an obstacle after it has already been driven.	959.3.3	3 penalties	3 seconds
Carriage overturn.	959.2.10	Elimination	Elimination
Cantering in beginner or training level for 5 seconds.	959.2.11	1 penalty for every 5 seconds	1 penalty for every 5 seconds
If any part of an obstacle in advance of the one being driven is knocked down, the bell will be rung for the obstacle to be rebuilt.	959.3.4	3 penalties and add10 seconds	3 penalties and add 10 seconds
Taking an obstacle out of sequence.	959.3.2	Elimination	Elimination
Failure to halt after the bell is rung a second time.	959.3.5	Elimination	Elimination
For causing an obstacle, or part of a multiple to be rebuilt.	959.4.1	3 penalties and add 10 seconds	3 seconds and add 10 seconds
Starting before the bell after an obstacle is rebuilt	959.4.2	Elimination	Elimination
Athlete dismounting.	959.6.1	Elimination	Elimination
Grooms dismounting First incident Second incident Third incident	959.6.2	 5 penalties 10 penalties Elimination	 5 seconds 10 seconds Elimination
Groom leading a horse through an obstacle.	959.6.3	25 penalties	25 seconds
Disobedience: First incident Second incident Third incident	959.7	 5 penalties 10 penalties Elimination	Elimination
For exceeding time allowed.	959.9.5	Exceeded time multiplied by 0.5	Exceeded time multiplied by 0.5
Exceeding the time limit.	959.9.3	Elimination	Elimination
Failure to pass through the start and/or the finish line.	959.2	Elimination	Elimination

SUBCHAPTER DC-14 OFFICIALS

The officials must include a Course Designer, TD and the Ground Jury, which must consist of a President, and Appeals Jury if so appointed.

See exceptions for Short Format Driving Events.

DC966 Expenses

The OC is responsible for the travel, meals and accommodations expenses of the Ground Jury, the Veterinary Commission, the Technical Delegate, and the Course Designer.

DC967 Transportation during the Event

If the situation necessitates, the OC must provide transportation for the President and Members of the Ground Jury, Veterinary Commission, Technical Delegate, and Course Designer.

DC968 Conflict of Interest

Please refer to GR1039, GR1040, GR1041, and GR1304.

DC969 Judges

All Events must have at least the minimum amount of Judges required in DC970.1, but not more than five Judges for each class. Collectively, the Judges form the Ground Jury for the Event.

DC970 Composition of the Ground Jury

1 Ground Jury - Minimum requirements

Category	Judges
Advanced	3 min
Intermediate and Preliminary	2 min
Beginner and Training	1 min
Short Format driving events or Combined Tests (All divisions)	1 min

The judges must include a President and if applicable per DC970.1, a Ground Jury. Judges must be chosen from:

1.2 the USEF list of Combined Driving Judges;

1.3 the FEI list of Level 2, 3, or 4 Driving Judges;

1.4 the list of Combined Driving Judges from another country with an approved Federation Guest Card;

2. The Duties of the Ground Jury

2.1 The Duties and Responsibilities of the Ground Jury are laid down in the General Regulations

2.2 Each Member of the Ground Jury has the right and the duty to Eliminate or Disqualify any Horse which, in their opinion, is lame or unable to continue the Phase in accordance with DC 903.

2.3 The President of the Ground Jury is responsible for the conduct and control of the entire Event, in conjunction with the Technical Delegate.

2.4 The President of the Ground Jury will have overall control of the Duties and Responsibilities of the Ground Jury throughout the Event.

2.5 All the members of the Ground Jury will judge Driven Dressage. In principle the Ground Jury should not judge more than 45 Driven Dressage Tests in a day; however this number may be increased in exceptional circumstances, at the sole discretion of the President of the Ground Jury.

2.6 The President of the Ground Jury is responsible for the control and publication of the results of the Phases and of the Event.

2.7 The period of jurisdiction of the Ground Jury extends from one hour before the start of the Phase until one half hour after the announcement of the final results of the Phase for which the Ground Jury has been appointed.

DC971 Technical Delegate

1. Selection
   The Technical Delegate must be chosen from:
   1.1 The Federation list of Combined Driving Technical Delegates;
   1.2 The list of FEI Level 2, 3 or 4 Technical Delegates;
   1.3 The list of approved Combined Driving Technical Delegates of another country with an approved Federation Guest Card;
   1.4 For additional restrictions, refer to GR1304.
2. Duties and Responsibilities
   2.1 To satisfy themselves that the accommodation and catering arrangements for Horses, Athletes and Grooms, and training and exercise areas, are adequate and suitable in all respects.
   2.2 Inspection of the Arenas and Courses to ensure that the technical facilities, requirements and organization are in accordance with the FEI Driving Rules and associated Regulations.
   The Technical Delegate is responsible for inspection of the Arenas and Courses to ensure that the technical facilities, requirements and organization are in accordance with the Federation Driving Rules and associated Regulations.
   2.3 To ensure that the Courses and obstacles are fair and safe and that knowledge of local conditions does not give an advantage to local Athletes.
   2.4 To instruct the Organizer and Course Designer to make any alterations which they consider necessary.
   2.5 To ensure that timekeepers, ground observers, obstacle Judges and scorers are correctly instructed in their duties, including the use and reading of chronometers and stopwatches.
   2.6 To report to the President of the Ground Jury that the relevant Course is ready for the start of the Phase.
   2.7 To continue to supervise the technical conduct of the Event, including the transfer of data to the Scorers, after the President of the Ground Jury has assumed control of the Event.

DC972 Course Designers

1. Selection
   1.2 The Course Designer must be chosen from:
   1.3 The Federation list of Combined Driving Course Designers;
   1.4 The list of FEI Level 2, 3 or 4 Course Designers;
   1.5 The list of approved Combined Driving Course Designers of another country with an approved Federation Guest Card.
   1.6 At Short Format Driving Events, Course Designers can be a chosen from the list above in DC 972.1; or a current applicant of the USEF Combined Driving Course Designers program; or a knowledgeable USEF member who is bound by the Safe Sport Policy and training and successfully passed a criminal background check.
2. The Course Designer may be the same person for each phase or there may be a different Course Designer for each phase.
   2.1 The name or names of the Course Designer(s) must be published in the Schedule for the Event Prize List.
3. Duties
   3.1 The Course Designer is responsible, under the supervision of the Technical Delegate, for:
   Laying out and measuring the arena for Driven Dressage.
   Laying out and measuring the Course and for the construction of the obstacles in Marathon.
   Designing, laying out and measuring the Cones driving Course.
   3.2 The President of the Ground Jury may only order the Phase to start when the Technical Delegate has reported that the relevant Course is ready.

DC973 Stewards

1. The appointment of a Steward is at the option of the Organizer. When utilized, the Steward must be chosen from the FEI list of approved Stewards. The President of the Jury may assign the above responsibilities to other qualified individuals.
2. Duties
   - 2.1 Driving Stewards are responsible for:
     - 2.1.1 Checking and measuring all the carriages after Driven Dressage and Cones, at the start of the Marathon, and if necessary at the end of the Marathon.
     - 2.1.2 Checking the bit of every Horse after Driven Dressage and Cones, and before and after Marathon. Unacceptable bits must be reported to the President of Jury.
     - 2.1.3 Checking that Athletes comply with the Rules pertaining to Advertising.
     - 2.1.4 Reporting to the President of the Ground Jury any contravention of the Rules pertaining to Carriages, tires harness, bits or Advertising.
     - 2.1.5 Other duties as specified in the General Regulations.
   - 2.2 Stewards, or any other Official, must report to the President of the Ground Jury as soon as possible any incident of cruelty.
   - 2.3 The Driving Steward must be clearly identifiable throughout the whole Event.

BOD 01/18/2026 Effective 02/01/2026

DC974 Veterinary Delegate

The Organizer must appoint a Veterinarian(s) for the Event and publish a list in the Prize List.

At Short Format Driving Events, the Veterinarian must be on-call, but is not required to be on-site.

DC975 Rotation of Officials

See GR1033 for rotation requirements for Technical Delegates. A Judge or Course Designer is not permitted to officiate at the same Phase for more than three consecutive years. A Course Designer and Chief Steward may not have been the Course Designer or Chief Steward at the same venue for more than four consecutive years without at least one year break.

At Short Format Driving Events, DC 975 Rotation of Officials does not apply.

BOD 01/18/2026 Effective 02/01/2026

ANNEX 1 Driven Dressage Arena 100 m x 40 m

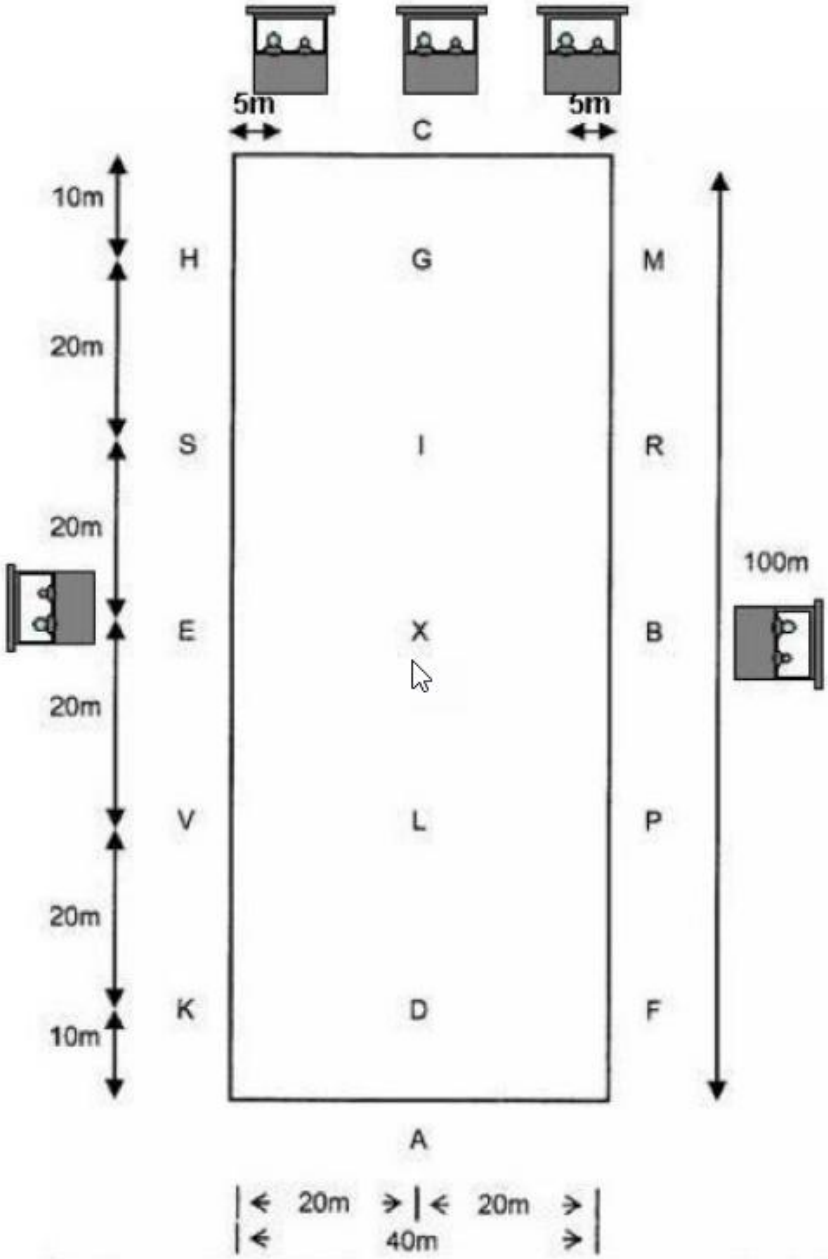

BOD 01/18/2026 Effective 02/01/2026

ANNEX 2 Driven Dressage Arena 100 m x 40 m

Diagram of the driven dressage arena

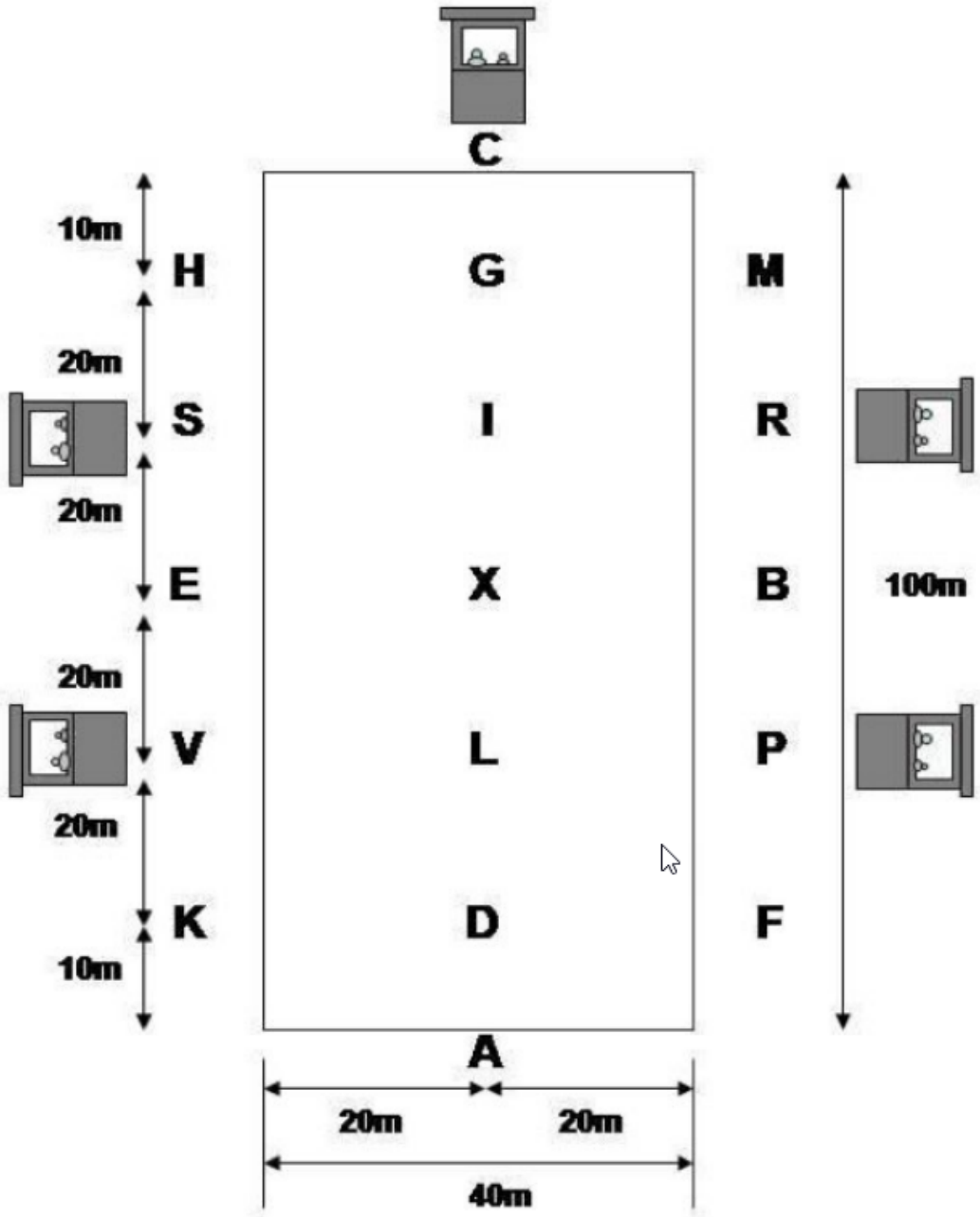

ANNEX 3 Driven Dressage Arena 80 m x 40 m

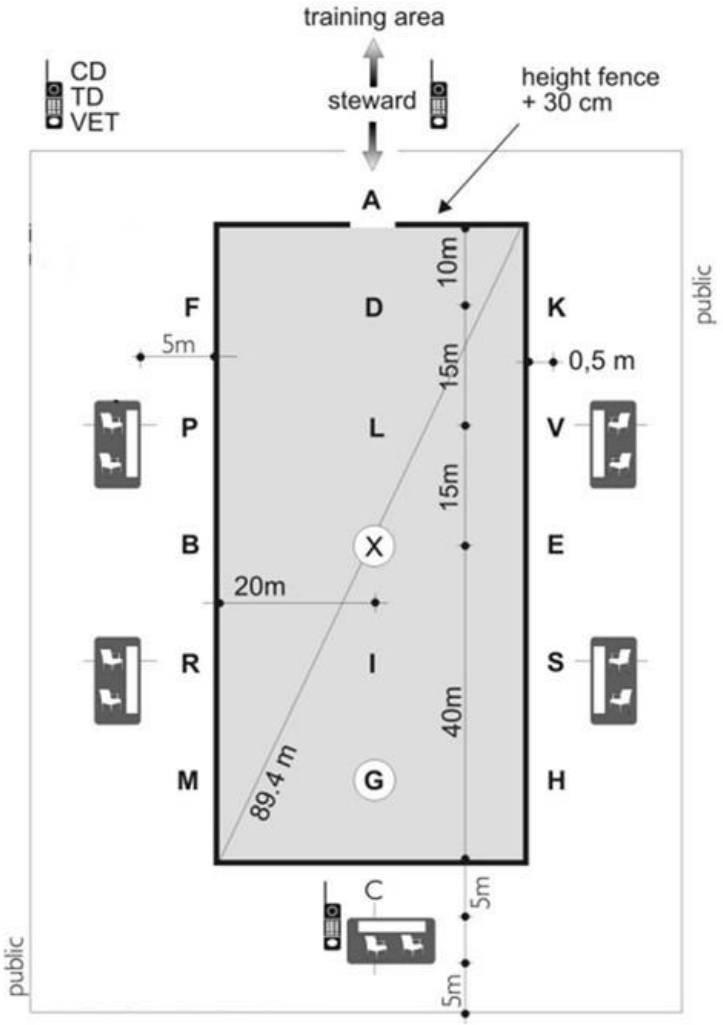

ANNEX 4

Cones: Closed multiple obstacles

1. Single “L”

Construction:

Supports – 40cm to 60cm from ground to top of rail

Elements – must be free-standing; parallel or perpendicular; single or sectioned rails; separated by 20cm-40cm spacing

Markers – a pair of red and white markers, set within 15cm

Element. « A » at the IN gate and « B » at the OUT gate.

Horse: (minimum measurements)

	IN	A1	A2	B1	B2	OUT
Single	3	8	11	8	11	3
Pair	3	8	11	8	11	3
Four-in-hand	4	8	12	8	12	4

Pony : (minimum measurements)

	IN	A1	A2	B1	B2	OUT
Single	3	8	11	8	11	3
Pair	3	8	11	8	11	3
Four-in-hand	3	8	11	8	11	3

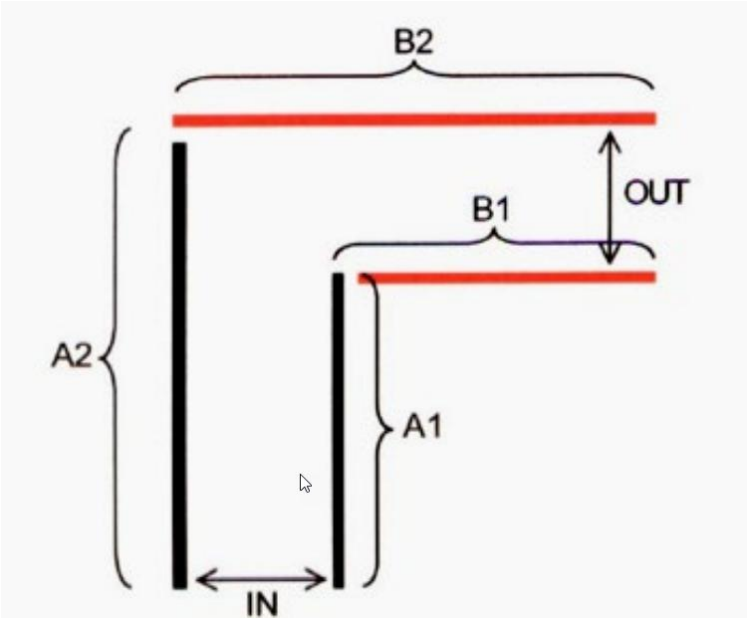

2. Double “L”

Construction:

Supports – 40cm to 60cm from ground to top of rail

Elements – must be free-standing; parallel or perpendicular; single or sectioned rails; separated by 20cm-40cm spacing

Markers – indicating each section as follows:

A – within 15 cm of IN

B – coloured or wrapped rails or markers on the ground.

C – within 15 cm of OUT

Horse: (minimum measurements)

	IN	A1	A2	B	B1	B2	C	C1	C2	OUT
Single	3	5	9	4	10	9	4	9	5	4
Pair	3	5	9	4	10	9	4	9	5	4
Four-in-hand	4	5	10	5	10	9	5	10	5	5

Pony : (minimum measurements)

	IN	A1	A2	B	B1	B2	C	C1	C2	OUT
Single	3	5	9	4	9	9	4	9	5	4
Pair	3	5	9	4	9	9	4	9	5	4
Four-in-hand	3	5	9	4	9	9	4	9	5	4

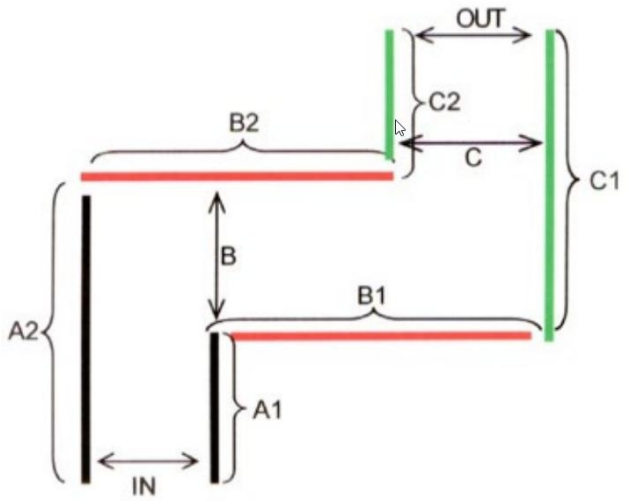

3. Single “U”

Construction:

Supports – 40cm to 60cm from ground to top of rail

Elements – must be free-standing; parallel or perpendicular; single or sectioned rails; separated by 20cm-40cm spacing

Markers – indicating each section set as follows:

A – within 15 cm of IN

B – coloured or wrapped rails or markers on the ground.

C – within 15 cm of OUT

Horse: (minimum measurements)

	IN	A1	B	B1	B2	C1	OUT
Single	3	9	4	5	7	9	4
Pair	3	9	4	5	7	9	4
Four-in-hand	4	10	5	5	9	10	5

Pony: (minimum measurements)

	IN	A1	B	B1	B2	C1	OUT
Single	2	8	3	5	5	8	3
Pair	3	9	4	5	7	9	4
Four-in-hand	3	9	4	5	7	9	4

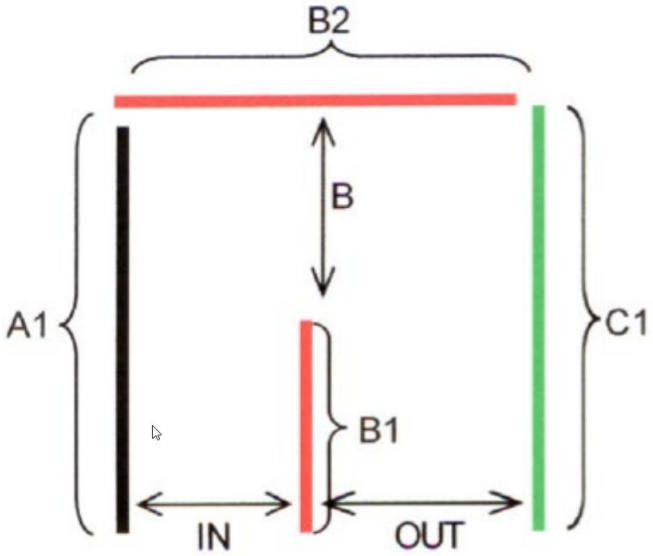

4. Double “U”

Construction:

Supports – 40cm to 60cm from ground to top of rail

Elements – must be free-standing; parallel or perpendicular; single or sectioned rails; separated by 20cm-40cm spacing

Markers – indicating each section set as follows:

A – within 15 cm of IN

B, C – coloured or wrapped rails or markers on the ground.

D – within 15 cm of OUT

Horse: (minimum measurements)

	IN	A1	B	B1	B2	C	C1	C2	D1D	OUT
Single	3	12	4	8	7	4	8	8	12	4
Pair	3	12	4	8	7	4	8	8	12	4
Four-in-hand	4	13	5	8	9	5	8	10	13	5

Pony: (minimum measurements)

	IN	A1	B	B1	B2	C	C1	C2	D12	OUT
Single	2	9	3	6	5	3	6	6	9	3
Pair	3	12	4	8	7	4	8	8	12	4
Four-in-hand	3	12	4	8	7	4	8	8	12	4

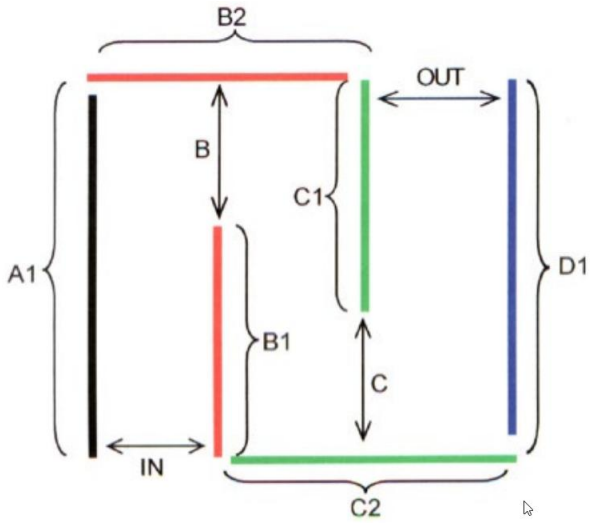

5. Box

Construction:

Supports – 40cm to 60cm from ground to top of rail

Elements – must be free-standing; parallel or perpendicular; single or sectioned rails; separated by 20cm-40cm spacing

Markers – indicating each section set as follows:

A – within 15 cm of IN

B – coloured or wrapped rails or markers on the ground.

C – outside but within 20 cm of element C

Horse: (minimum measurements)

	IN	A1	A22	B	B1	B2	C1	C2	OUT
Single	3	4	8	4	7	8	4	7	4
Pair	3	4	8	4	7	8	4	7	4
Four-in-hand	4	5	9	5	8	10	5	8	5

Pony: (minimum measurements)

	IN	A1	A22	B	B1	B2	C1	C2	OUT
Single	2	3	7	3	6	6	3	6	3
Pair	3	4	8	4	7	8	4	7	4
Four-in-hand	3	4	8	4	7	8	4	7	4

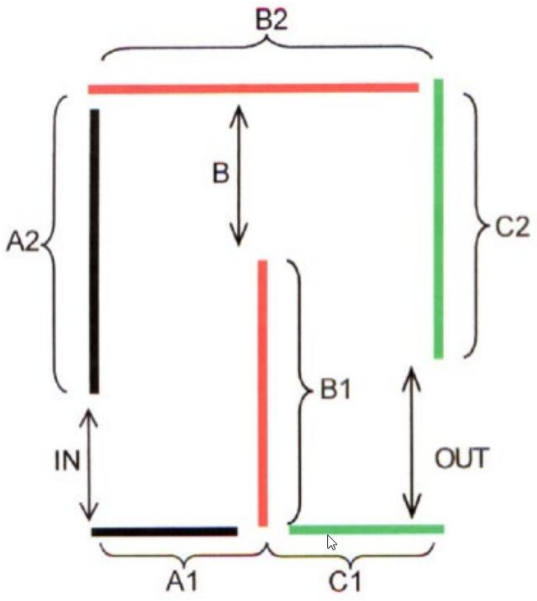

6. Double Box

Construction:

Supports – 40cm to 60cm from ground to top of rail

Elements – must be free-standing; parallel or perpendicular; single or sectioned rails; separated by 20cm-40cm spacing

Markers – indicating each section set as follows:

A – within 15 cm of IN

B, C – coloured or wrapped rails or markers on the ground.

D – within 15 cm of OUT

Horse: (minimum measurements)

	IN	A1	A2	B	B1	B2	C	C1	C2	D1	D2	OUT
S	3	4	8	4	7	8	4	7	8	7	4	4
P	3	4	8	4	7	8	4	7	8	7	4	4
F	4	5	9	5	8	10	5	8	10	8	5	5

Pony: (minimum measurements)

	IN	A1	A2	B	B1	B2	C	C1	C2	D1	D2	OUT
S	2	3	8	3	7	6	3	7	6	7	3	3
P	3	4	8	4	7	8	4	7	8	7	4	4
F	3	4	8	4	7	8	4	7	8	7	4	4

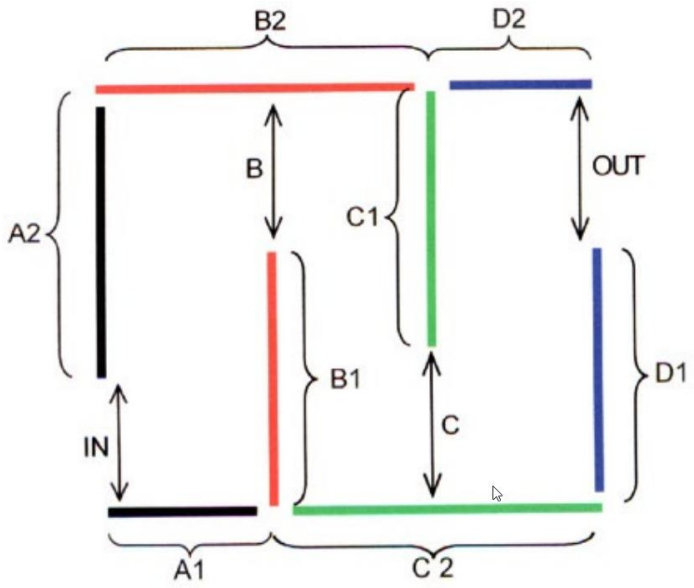

ANNEX 5

Cones: Open multiple obstacles

1. SERPENTINE

(DC 973.3.1)

Minimum distance (Center to center)

	Horses	Ponies
Four-in-hand	10 - 12m	8 - 10m
Pair	6 - 8m	6 - 8m
Single	6 - 8m	6 - 8m

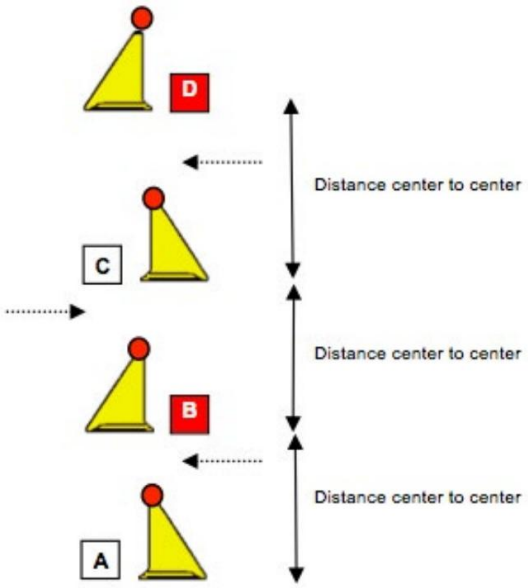

Cones to be set in straight line markers on opposite sides

("A" may start with either red or white, followed by letter of opposite colour to create an obstacle made up of 4 elements with 3 clear gates.)

BOD 01/18/2026 Effective 02/01/2026

2. ZIG-ZAG

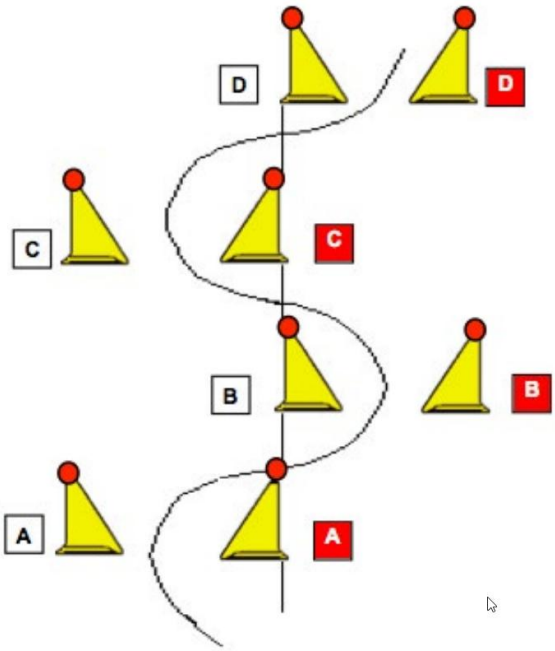

(DC 973.3.2)

Minimum distance between cones (center to center)

	Horses	Ponies
Four-in-hand	11 - 13m	9 - 11m
Pair	10 - 12m	9 - 11m
Single	10 - 12m	9 - 11m

Centre line cones to be set in a straight l line, either in front, at the middle or at the rear of the cone (as shown above) with marker s placed within 15 cm.

The centre line cone shall not be adjusted; the outside cone shall be set to the required track width.

3. The Wave

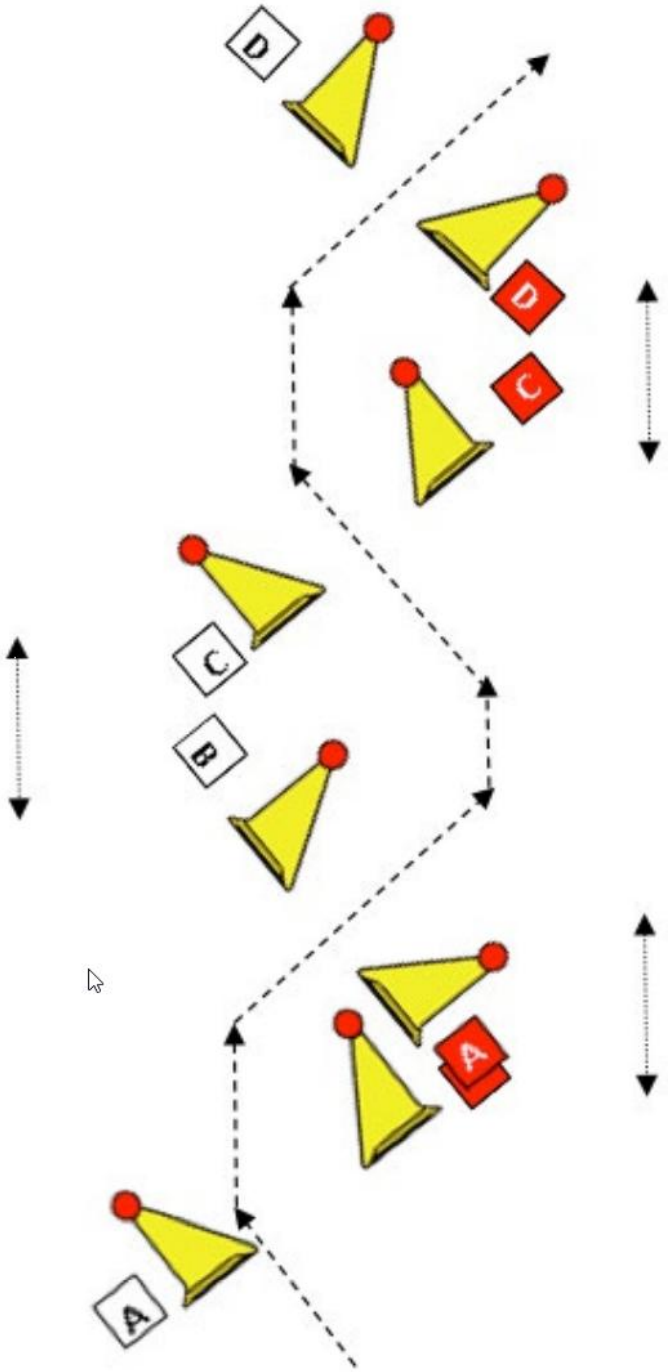

(DC 973.3)

	Four-in-hand	Pairs	Singles
Minimum distance between cones	Minimum 10 m Maximum 12 m	Minimum 8 m Maximum 10 m	Minimum 8 m Maximum 10 m
Angle of pair of Cones to the middle of the Wave	45°	45°	45°

ANNEX 6

Cones Obstacles: The Bridge and the water obstacle

(DC 957.4)

Dimensions:

10m x 3m; maximum 20 cm high with fan shaped wings

Cones required at both ends adjacent to bridge, with red and white letters A at entrance and letters B at exit, set at a constant clearance of 2.0 meters for all classes.

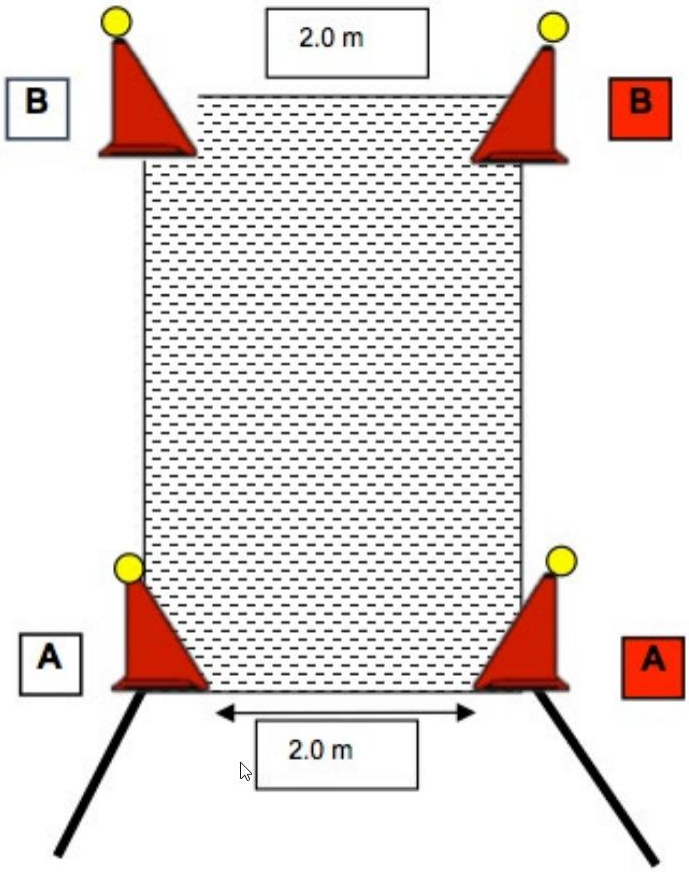

ANNEX 7

Cones Obstacles: Alternative/Option Cones

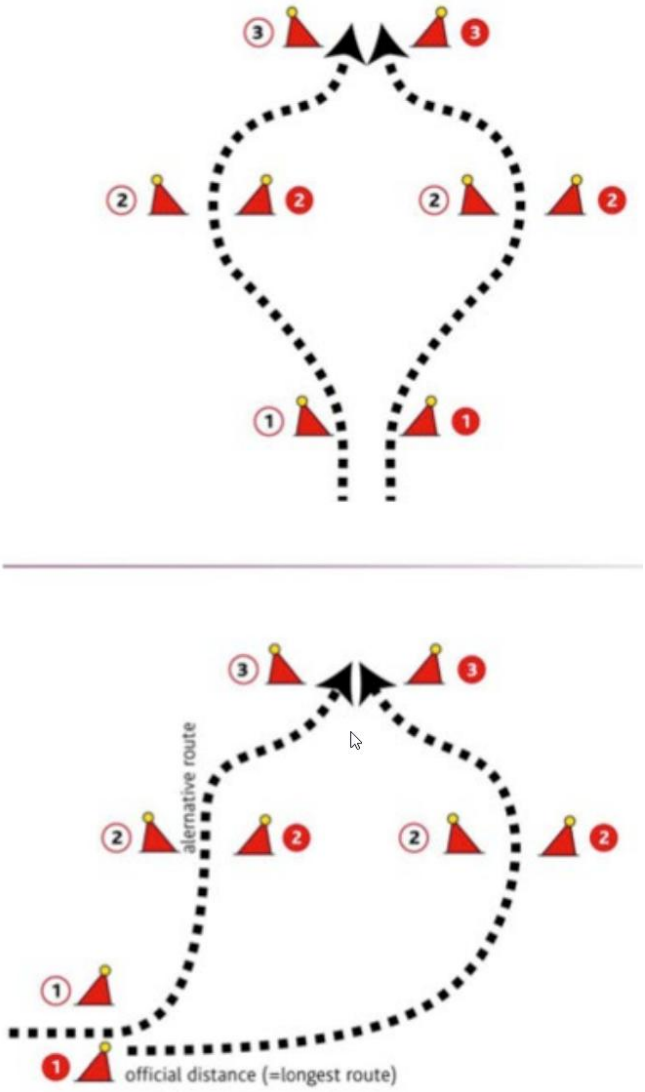

ANNEX 8

8.1 An oxer will be composed of 2 pairs of cones in a straight line. The distance between the first set of cones and the second set will be between 1.5 and 3 metres, at the option of the Course Designer. The oxer counts as a single obstacle and the maximum penalty points for knocking down up to 4 balls is 3 penalty points in total. The first set of cones will have the number of the obstacle and be marked with red and white flags and the second set of cones will be marked with red and white flags. This obstacle will be judged as a single obstacle. The oxer may be crossed. A maximum of five oxers are allowed in a Cones course. The distance between the two pairs of cones has to be measured from the balls.

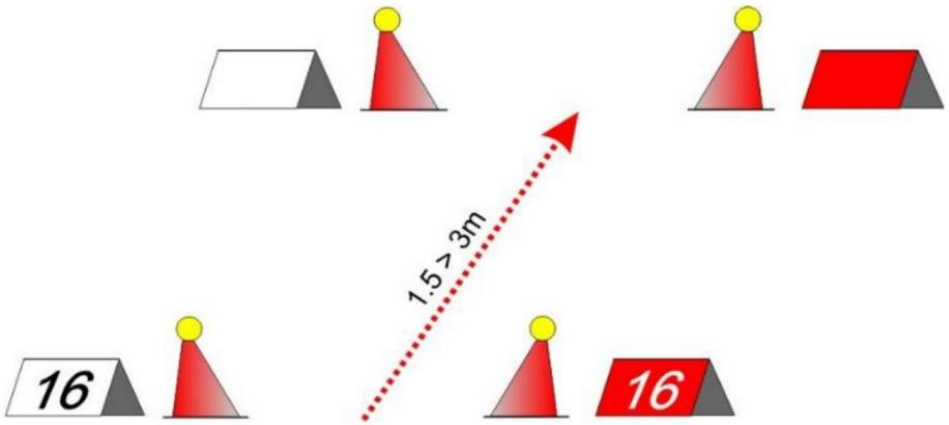

Distance between the two pair of cones: minimum 1.5, maximum 3 meters.

ANNEX 9 Cone Specifications

FEI approved driving cones

indoor and outdoor

Material: Plastic, stable enough for use and indestructible

Height: 30-50 cm Platform: 400 x 425 mm

Angle: 60°

•Ball hollow on the top of the cones: 40mm diameter

•Color: No restriction. Reduced Cones Ref. Article 974.1.2

•Weight of the Cones: Minimum 2.5 kg.

•Ball size: 72 mm diameter

•Ball weight: 200 gr

Red and White markers

•Outdoor: strongly recommended: stable enough for use

•Markers: dimensions: 330 x 330 mm

•Indoors: Cuffs (sleeves)

ANNEX 10

ADDENDUM FOR PARA-EQUESTRIAN DRIVING

Phases may be open to all people with disabilities that are eligible by USEF or FEI rules. The Classification is the process in which an Athlete is evaluated and assigned a Functional Profile and Grade. The Assessment is conducted by a Classifier, who is a Medical doctor and/or physiotherapist with knowledge of the Profile System who are accredited by the FEI or USEF to grade PE Athletes for Phase. Each PE Athlete is issued an FEI Classification Card or USEF Dispensation/Classification Certificate which lists their Functional Profile, Grade, sanctioned special equipment and compensating aids (special allowances). After the closing date of entries, the OC. shall send to the FEI or USEF Chief Classifier a list of all Athletes, their Profile Number and the Grade that they are entered. The list will be checked and returned to the OC, verifying those that are already classified and a list of those that need to be classified, or re-examined. For classification procedure see FEI Para Equestrian Generic Rules or USEF procedures.

Grades

Athletes are divided into 2 Grades: Grade I and Grade II.

Grade II Athletes have greater functional ability than Grade I PE Athletes.

FEI Classification Card and USEF Dispensation/Classification Certificate

The FEI or USEF will issue the Athlete with an FEI Classification Card USEF Dispensation/Classification Certificate on which their permitted compensating aids are listed.

All Athletes shall hold an FEI Classification Card or USEF Dispensation/Classification Certificate (also known as an ID Card) which lists their Profile number, Grade, Nation, International Number (if applicable) and the compensating aids and equipment which may be used.

The FEI Classification Card or USEF Dispensation/Classification Certificate must be carried by the Athlete at all Phases in which they are entered.

Any protests to an Athlete's classification are to be dealt with in accordance with FEI or USEF procedures.

The Athlete uses this card and the compensating aids listed on it to compete in national Phases for able bodied Athletes.

All exceptions to dress, special equipment, compensating aids and other assistance required by the Athlete shall be clearly listed on the Athlete's FEI Classification Card or USEF Dispensation/Classification Certificate.

Use of any equipment, or exemption, that has not been sanctioned by FEI or USEF must be supported by medical documentation and approved by the Classifier. Such exceptions shall be clearly listed on the Athlete Profile form and Entry form at the time of entry.

Classes

A PE Athlete may enter a higher Grade than their classification indicates.

A PE Athlete may not enter a lower Grade than their classification indicates.

Grade I Athletes and Grade II Athletes shall be in separate classes, unless participating as part of an able-bodied class.

Eligibility

Only those Athletes with disabilities who are capable of driving Driven Dressage Tests, Cones and Marathons independently and to the applicable FEI or USEF rules are allowed to compete. The Profile and Grade shall be noted on the entry form, programme and score board. The event Organiser has the right to refuse an entry but they must give the reason for the refusal in writing.

Drugs and Medicines

All drugs and medicines used by Athletes must be declared on the entry form, unless registered with FEI through the Medication Advisory Panel (M.A.P.). Teams may register the drugs and medications taken by their Athletes with FEI Headquarters in accordance with the procedures outlined in the current FEI Medical and Anti- Doping Code (WADA). 5.9.4 Horses/ponies may be dope tested.

Horses

PE Athletes may use either a horse or a pony. It must be stated on the entry form which will be used.

Assistance

The ultimate responsibility regarding the use of permitted assistance lies with the PE Athlete.

Grade I Athletes must have an able-bodied whip on the carriage. A Groom must be available at the ring side to assist every Grade 1 PE Athlete in Driven Dressage and Cones.

A Groom may accompany a Grade 1 PE Athlete in Marathon either in the carriage or following behind the carriage on a bicycle. In the Marathon all Grade 1 PE Athletes must be accompanied by an additional Groom either in the carriage or following by a team member behind the carriage on a bicycle, moped, ATV (quad bike) or similar. Team members on bicycles or mopeds etc. are not permitted to drive through the obstacles but must wait for the PE Athlete to complete the entire obstacle before proceeding.

Team members may only act in case of emergency and this will be sanctioned as outside assistance. Grooms may act as a groom and will be sanctioned like a groom.

Able-bodied Whips are forbidden to assist in rein handling except in an emergency when help must be given in the interest of safety. Assistance by handling the reins will incur 20 penalty points each time.

Grade II Athletes may put down the able-bodied Whip if necessary but penalties will be incurred as per USEF regulations. In Driven Dressage and Cones the able-bodied. Whip must sit so that they can help in case of need. The event Organiser or the Technical Delegate has the right to disapprove of an able-bodied Whip or their position on the vehicle.

PE Athletes may inspect the course in motorized quad bikes or similar if sanctioned by FEI or USEF.

BOD 01/18/2026 Effective 02/01/2026

Compensation Aids and special equipment

Only approved special equipment that is listed on the FEI Classification card or USEF Dispensation/Classification Certificate may be used for the duration of the Phase, including the training period.

If the PE Athlete wishes to drive in a wheelchair, the wheel chair must be secured. Straps and clamps for the wheelchair must be of a 'quick release' variety.

In the interests of safety, sloping cushions, shell seats, waist high seat sides and arm-rests are permitted. In order to have more upper body support a strap (or similar) held around the Athlete is permitted as long as this in no way attaches the Athlete to the carriage by any technical means or in the manner that it is held. A PE Athlete may be attached for support, but must have a method for quick release.

Supporting aids may be considered for approval by the TD and the PGJ at the Veterinary Inspection that takes place before the start of the Phase.

Reins may not be attached to the PE Athlete in any manner that could prevent the PE Athlete from falling free from the carriage.

The disabled PE Athlete may drive with one or 2 hands and with looped reins or any other aids with which they normally drive and which is approved by FEI or the USEF.

The PE Athlete may salute with the head only so that contact is maintained on the reins at all times.

The whip may be used by either the PE Athlete or the able-bodied Whip in all Phases if this has been sanctioned by FEI or USEF. The brake may be used by the groom or converted to a hand brake to be used by the PE Athlete if sanctioned by FEI or USEF, otherwise use of the brake by the groom will be punished by 20 penalty points each time.

Cones

The time allowed will be calculated for a speed of 210 m/min for both horses and ponies. For drive-offs a speed of 220 m/min may be used.

APPENDIX DC-A MEASUREMENT OF COMBINED DRIVING PONIES

1. See DC915 for height limitations.
2. For the Advanced division, the USEF Measurement Card will be presented at the First Veterinary Inspection. If a pony is not in possession of a fully and correctly completed Measurement Card, the Ground Jury may order the pony to be measured by a Federation licensed official certified to measure and the Phase Veterinarian and/or a Judge, pursuant to Chapter 5, Subchapter 5-C in General Regulations. Failure to allow the pony to be remeasured will result in the pony being disqualified at that Phase. The remeasurement must be reported to the Ground Jury, which must then disqualify the pony from the Phase if it is over height (see DC915.1-4).
3. Ponies in the Advanced division without Measurement cards will be measured before the First Horse Inspection at their first Phase of the year.
4. Measurement will be conducted by a Federation licensed official certified to measure and the Phase Veterinarian and/or a Judge.

5. The measurement specifications will be recorded on a USEF measurement form. A copy of this form will be given to the competitor at the time of measurement.
6. Measurement will be required yearly until the pony has reached the age of eight years. Animals four through seven years old will be issued an annual Temporary Measurement card. Animals eight years and older will be issued Permanent Measurement cards which will not need to be renewed.
7. If the Ground Jury questions the height of a pony and the pony is in possession of a fully and correctly completed Measurement card, the Ground Jury may request through the Federation, that the pony be remeasured by a Federation licensed official certified to measure and a Veterinarian who are approved by the Federation, pursuant to Chapter 5, Subchapter 5-C in General Regulations. Remeasurement must be made within 30 days of the request.

Glossary

The following definitions are specific to Combined Driving. See Article 2, Definition of Terms for additional terms.

Class: a sub-grouping of entries in a division. Classes may be further divided by turnout. Example: Pony single; Horse pair, etc.

Phase: a component of a Driving Event: Driven Dressage, Marathon, Cones.

Compulsory Turning Flag (CTF): a pair of markers used to define the required track of the Marathon course. Each CTF must be numbered consecutively within the section and placed so they are clearly visible to be passed with the red marker on the right and white on the left. Numbering shall be affixed to the right-hand marker.

Dismounting: The deliberate departure of an Athlete or Groom from the carriage or the accidental leaving (falling off) of the carriage by the Athlete or Grooms

Driving event location: all land used for the Phases comprising the Event, and areas for exercising, stabling and the parking of vehicles

Division: a grouping of entry based on Phase criteria.

Entry: a unit defined by a turnout wishing to compete at an event agreeing to abide by the rules and regulations, agreeing to required liability waivers, and to pay required fees.

Event: is the entirety of activities, classes, Phases or combinations thereof commencing and concluding as defined by the Organizer in the Prize List or Omnibus.

Gate: a pair of lettered markers used in an obstacle to define the route.

Horse: a horse also shall mean mule, donkey or VSE.

Junior: Classified by Phase age. See Article GR103, DC912.5

Marathon Obstacles:
1. Fixed Obstacles: outdoor obstacles composed of mainly artificial or natural elements, anchored firmly (at least 50cm) into the ground. Example: trees, poles, hedges, stone constructions etc.
- Heavy Mobile Obstacles: outdoor obstacles composed of mainly artificial elements, placed on the ground, strongly fixed. They could be strengthened with concrete blocks, sandbags, water, big metal screws and/or chains.
2. Light Mobile/Portable Obstacles: obstacles composed mainly of artificial elements, placed on the ground, not fixed into the ground. These obstacle elements are used during the indoor or outdoor Phase and can be used as a warm-up obstacle in Phase.

Protective Headgear:

1. Protective headgear must be:

approved by an accredited certification organization (see #2 below).

properly fitted; and

securely fastened by a permanently affixed safety harness.

2. Any competitor may wear approved protective headgear in any division or class without penalty from the judge.

3. The USEF makes no representation or warranty, expressed or implied, about any approved protective headgear. The USEF cautions riders and drivers that serious injury or death may result despite wearing such headgear, as all equestrian sports involve inherent risk, and no protective headgear can protect against all foreseeable injury.

Protective Vest (Back protectors):

1. Protective vest must be properly fitted; and securely fastened.

2. Any competitor may wear a protective vest in any division or class without penalty from the judge.

3. The USEF makes no representation or warranty, expressed or implied, about any protective vest. The USEF does not imply that protective vests may protect against all foreseeable injury.

Prize List: an official publication produced by the Organizing Committee of a driving event.

Turnout: the assemblage including the Athlete (Driver), required groom(s), equine(s) with harness and carriage appropriate to the Phase. Description includes configuration – single, pair, or four-in-hand. Examples: Horse single; Pony pair:

CAI: (Concours d'Attelage International) FEI-licensed International combined driving event;

CAN: (Concours d'Attelage National): an Advanced National combined driving event recognized by FEI, licensed by the National Federation. USEF licensed CAN are divided into:

ANNEX 11 OTHER PHASE FORMATS

The below Phase formats are permitted.

The Head-to-Head Phase
Refer to Annex 12 of the FEI Driving Rules.

Top Score Phase
Refer to Annex 12 of the FEI Driving Rules.

BOD 01/18/2026 Effective 02/01/2026

CHAPTER DR DRESSAGE DIVISION

SUBCHAPTER DR-1 DRESSAGE GOVERNING REGULATIONS

DR101 Object and General Principles of Dressage

DR102 The Halt

DR103 The Walk

DR104 The Trot

DR105 The Canter

DR106 The Rein Back

DR107 The Transitions

DR108 The Half-Halt

DR109 The Changes of Direction

DR110 The Figures and The Exercises

DR111 Work on Two Tracks and The Lateral Movements

DR112 The Pirouette, The Half-pirouette, The Quarter-pirouette, The Working Pirouette, The Working Half-pirouette, The Turn on the Haunches

DR113 The Passage

DR114 The Piaffe

DR115 The Collection

DR116 The Impulsion, The Submission (Willing Cooperation)

DR117 The Position and Aids of the Rider

DR118 Tests for Dressage Competitions

DR119 Participation in Dressage Competitions

DR120 Dress

DR121 Saddlery and Equipment

DR122 Execution and Judging of Tests

DR123 Scoring, Classification and Prize-Giving

DR124 Elimination

DR125 Competition Licensing and Officials

DR126 Requirements for Dressage Competition Management

SPECIAL COMPETITIONS

DR127 USEF/USDF Qualifying and Championship Classes and USEF/USDF National Championships for Dressage

DR128 USEF National Championships

DR129 Musical Freestyle Ride

DR130 Quadrille and Pas de Deux

DR131 Dressage Derby

DR132 Suitable to Become a Dressage Horse

DR133 Dressage Seat Equitation

© USEF 2026

DR134 Materiale Class
DR135 Pony Measurement
DR136 Exhibition (Class or Demonstration)
DR137 Maiden, Novice, and Limit Classes.

SUBCHAPTER DR-2 DRESSAGE SPORT HORSE BREEDING

DR201 Purpose
DR202 General Regulations
DR203 Definitions
DR204 Classes
DR205 Entries
DR206 Equipment and Turn Out
DR207 General
DR208 Competition Veterinarian
DR209 Conduct of Classes
DR210 Judging Specifications
DR211 Judging Procedures

SUBCHAPTER DR-3 PARA DRESSAGE

DR301 Object of Para Dressage (PE)
DR302 Position of the Athlete:
DR303 Para Dressage Tests.
DR304 The Para Dressage Freestyle Tests
DR305 Conditions of Participation
DR306 Dress
DR307 Compensating Aids
DR308 Saddlery
DR309 Execution of the Tests
DR310 Athletes who are Blind or Have Visual Impairment, Commanders (Readers) and Callers (Living Letters)
DR311 Para Athletes competing in Able-bodied Tests and Classes.

CHAPTER DR DRESSAGE DIVISION

SUBCHAPTER DR-1 DRESSAGE GOVERNING REGULATIONS

The pinnacle of Dressage Competition is the Grand Prix of Dressage Competition of the Olympic Games. Rules for that competition and other international competitions are found in the FEI booklet, “Rules for Dressage Events”. For any circumstances not specifically covered in these rules reference should be made to the following publications of the FEI:

Rules for Dressage Events
General Regulations

Since every eventuality cannot be provided for in these Rules for any unforeseen or exceptional circumstances, it is the duty of the Jury or Show Committee, according to their respective responsibilities as outlined in DR124.2, to make a decision in a sporting spirit and approaching as nearly as possible the intention of these Rules.

DR101 Object and General Principles of Dressage

1. The object of dressage is the development of the horse into a happy athlete through harmonious education. As a result, it makes the horse calm, supple, loose and flexible, but also confident, attentive and keen, thus achieving perfect understanding with the rider.
2. These qualities are demonstrated by:
   a. The freedom and regularity of the gaits;
   b. The harmony, lightness, and ease of the movements;
   c. The lightness of the forehand and the engagement of the hindquarters, originating from a lively impulsion;
   d. The acceptance of the bit, with submissiveness/throughness (Durchlässigkeit) without any tension or resistance.
3. The horse thus gives the impression of doing, of its own accord, what is required. Confident and attentive, submitting generously to the control of the rider, remaining absolutely straight in any movement on a straight line and bending accordingly when moving on curved lines.
4. The walk is regular, free, and unconstrained. The trot is free, supple, regular, and active. The canter is united, light, and balanced. The hindquarters are never inactive or sluggish. The horse responds to the slightest indication of the rider and thereby gives life and spirit to all the rest of its body.
5. By virtue of a lively impulsion and the suppleness of the joints, free from the paralyzing effects of resistance, the horse obeys willingly and without hesitation and responds to the various aids calmly and with precision, displaying a natural and harmonious balance both physically and mentally.
6. In all the work, even at the halt, the horse must be “on the bit.” A horse is said to be “on the bit” when the neck is more or less raised and arched according to the stage of training and the extension or collection of the gait, accepting the bridle with a light and consistent soft submissive contact. The head should remain in a steady position, as a rule slightly in front of the vertical, with a supple poll as the highest point of the neck, and no resistance should be offered to the rider.
7. Cadence is shown in trot and canter and is the result of the proper harmony that a horse shows when it moves with well-marked regularity, impulsion, and balance. Cadence must be maintained in all the different trot or canter exercises and in all the variations of these gaits.
8. The regularity of the gaits is fundamental to dressage.

DR102 The Halt

1. At the halt the horse should stand attentive, engaged, motionless, straight, and square with the weight evenly distributed over all four legs. The neck should be raised with the poll as the highest point and the head slightly in front of the vertical. While remaining “on the bit” and maintaining a light and soft contact with the rider’s hand, the horse may quietly chew the bit and should be ready to move off at the slightest indication of the

rider. The halt must be at least 3 seconds when shown with a salute. The halt should be maintained throughout the salute.

2. The halt is obtained by the displacement of the horse's weight to the hindquarters by a properly increased action of the seat and legs of the rider, driving the horse towards a softly closed hand, causing an almost instantaneous but not abrupt halt at a previously fixed place. The halt is prepared by a series of half-halts (see transitions).
3. The quality of the gaits before and after the halt is an integral part of the assessment.

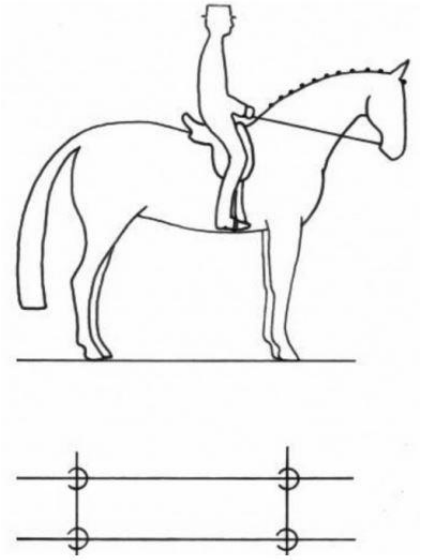

DR103 The Walk

1. The walk is a marching gait in a regular and well-marked four time beat with equal intervals between each beat. This regularity combined with full relaxation must be maintained throughout all walk movements.
2. When the foreleg and the hind leg on the same side swing forward almost synchronously, the walk has a lateral rhythm. This irregularity is a serious deterioration of the gait.
3. The following walks are recognized: Medium walk, Collected walk, Extended walk, and Free walk. There should always be a clear difference in the attitude and overtracking in these variations.
   a. Medium walk. A clear, regular, and unconstrained walk of moderate lengthening. The horse, remaining "on the bit", walks energetically but relaxed with even and determined steps, the hind feet touching the ground in front of the hoof prints of the fore feet. The rider maintains a light, soft, and steady contact with the mouth, allowing the natural movement of the head and neck.
   b. Collected walk. The horse, remains "on the bit", moves resolutely forward, with its neck raised and arched and showing a clear self-carriage. The head approaches the vertical position and a light contact is maintained with the mouth. The hind legs are engaged with good hock action. The gait should remain marching and vigorous, the feet being placed in regular sequence. The steps cover less ground and are higher than at the medium walk, because all the joints bend more markedly. The collected walk is shorter than the medium walk, although showing greater activity.
   c. Extended walk. The horse covers as much ground as possible, without haste and without losing the regularity of the steps. The hind feet touch the ground clearly in front of the hoof prints of the fore feet. The rider allows the horse to stretch out the head and neck (forward and downwards) without losing contact with the mouth and control of the poll. The nose must be clearly in front of the vertical.



d. Free Walk. The free walk is a relaxed variation within the gait in which the horse is allowed complete freedom to lower and stretch out its head and neck. The degree of ground cover and length of steps, with hind feet stepping clearly in front of the footprints of the front feet, are essential to the quality of the free walk.
e. Stretching on a long rein. This exercise gives a clear impression of the “throughness” of the horse and proves its balance, suppleness, obedience, and relaxation. In order to execute the exercise “stretching on a long rein” correctly, the rider allows the horse to take the reins gradually and smoothly as the horse stretches its neck forward and downward. As the neck stretches forwards and downwards, the mouth should reach more or less to the horizontal line corresponding with the point of the shoulder. An elastic and consistent contact with the rider’s hands must be maintained. The gait must maintain its rhythm, and the horse should remain light in the shoulders with the hindlegs well engaged. During the retake of the reins the horse must accept the contact without resistance in the mouth or poll.

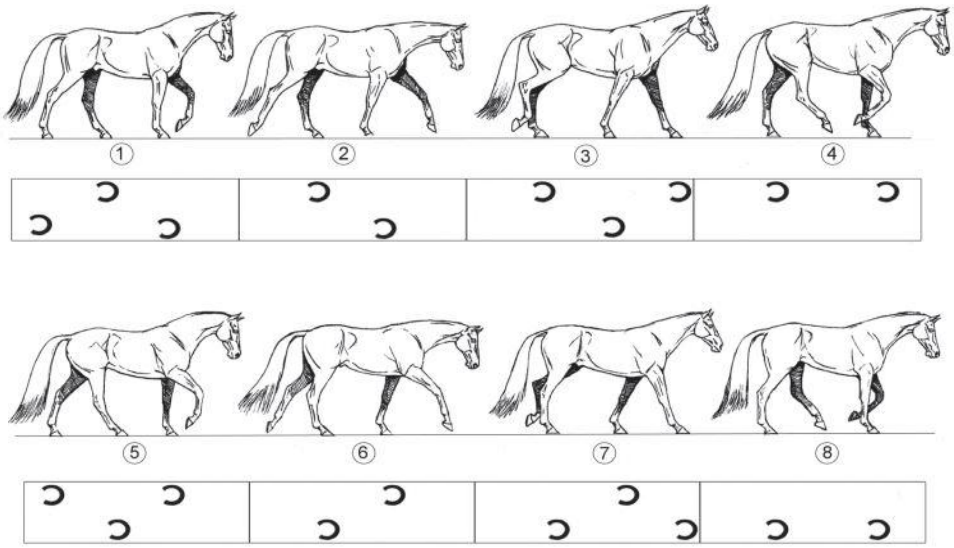

The walk is a gait in four-beat rhythm with eight phases (numbers in circles indicate the beat).

DR104 The Trot

1. The trot is a two-beat gait of alternate diagonal legs (left fore and right hind leg and vice versa) separated by a moment of suspension.
2. The trot should show free, active, and regular steps.
3. The quality of the trot is judged by general impression, i.e. the regularity and elasticity of the steps, the cadence, and impulsion in both collection and extension. This quality originates from a supple back and well-

engaged hindquarters, and by the ability to maintain the same rhythm and natural balance with all variations of the trot.

4. The following trots are recognized: Working trot, Lengthening of stride, Collected trot, Medium trot, and Extended trot.
   a. Working trot. This is a variation between the collected and the medium trot, in which a horse's training is not yet developed enough and ready for collected movements. The horse shows proper balance and, remaining "on the bit", goes forward with even, elastic steps and good hock action. The expression "good hock action" underlines the importance of an impulsion originating from the activity of the hindquarters.
   b. Lengthening of stride. In some tests, "lengthening of stride" is required. This is a variation between the working and medium trot in which a horse's training is not developed enough for medium trot.
   c. Collected trot. The horse, remaining "on the bit", moves forward with the neck raised and arched. The hocks, being well-engaged and flexed, must maintain an energetic impulsion, enabling the shoulders to move with greater mobility, thus demonstrating complete self-carriage. Although the horse's steps are shorter than in the other trots, elasticity and cadence are not lessened.
   d. Medium trot. This is a variation of moderate lengthening compared to the extended trot, but "rounder" than the latter. Without hurrying, the horse goes forward with clearly lengthened steps and with impulsion from the hindquarters. The rider allows the horse to carry the head a little more in front of the vertical than at the collected and the working trot, and to lower the head and neck slightly. The steps should be even, and the whole movement balanced and unconstrained.
   e. Extended trot. The horse covers as much ground as possible. Without hurrying, the steps are lengthened to the utmost as a result of great impulsion from the hindquarters. The rider allows the horse to lengthen the frame and to gain ground whilst controlling the poll. The fore feet should touch the ground on the spot towards which they are pointing. The movement of the fore and hind legs should reach equally forward in the moment of extension. The whole movement should be well-balanced and the transition to collected trot should be smoothly executed by taking more weight on the hindquarters.
5. All trot work is executed "sitting", unless otherwise indicated in the test, including in FEI Young Horse tests.

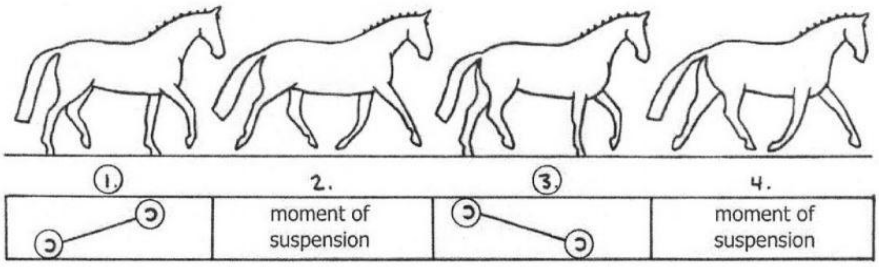

The trot is a gait in two-beat rhythm with four phases (Numbers in circles indicate the beat)

DR105 The Canter

1. The canter is a three-beat gait where, in canter to the right, for example, the footfall is as follows: left hind, left diagonal (simultaneously left fore and right hind), right fore, followed by a moment of suspension with all four feet in the air before the next stride begins.
2. The canter, always with light, cadenced, and regular strides, should be moved into without hesitation.
3. The quality of the canter is judged by the general impression, i.e. the regularity and lightness of the strides and the uphill tendency and cadence originating from the acceptance of the bridle with a supple poll and in the engagement of the hindquarters with an active hock action, and by the ability of maintaining the same rhythm and a natural balance, even after a transition from one canter to another. The horse should always remain straight on straight lines and correctly bent on curved lines.
4. The following canters are recognized: Working canter, lengthening of strides, Collected canter, Medium canter, and Extended canter.

a. Working canter. This is a variation between the collected and the medium canter, in which a horse's training is not yet developed enough and ready for collected movements. The horse shows natural balance while remaining "on the bit", and goes forward with even, light and active strides, and good hock action. The expression "good hock action" underlines the importance of an impulsion originating from the activity of the hindquarters.
b. Lengthening of strides. In some tests, "lengthening of strides" is required. This is a variation between the working and medium canter in which a horse's training is not developed enough for medium canter.
c. Collected canter. The horse, remaining "on the bit", moves forward with the neck raised and arched. The hocks, being well-engaged, maintain an energetic impulsion, enabling the shoulders to move with greater mobility thus demonstrating self carriage and an uphill tendency. The horse's strides are shorter than in the other canters, without losing elasticity and cadence.
d. Medium canter. This is a variation between the working and the extended canter. Without hurrying, the horse goes forward with clearly lengthened strides and impulsion from the hindquarters. The rider allows the horse to carry the head a little more in front of the vertical than in the collected and working canter, and at the same time allows the horse, to lower the head and neck slightly. The strides should be balanced and unconstrained.
e. Extended canter. The horse covers as much ground as possible. Without hurrying, the strides are lengthened to the utmost. The horse remains calm, light, and straight as a result of great impulsion from the hindquarters. The rider allows the horse to lengthen the frame with a controlled poll and to gain ground. The whole movement should be well-balanced and the transition to collected canter should be smoothly executed by taking more weight on the hindquarters.

5. Counter-canter. The counter canter is a balancing and straightening movement that must be executed in collection. The horse canters in correct sequence with the outside foreleg leading with positioning to the side of the leading leg. The foreleg should be aligned to the same track as the hind leg.
6. Change of lead through the trot. This is a change of lead where the horse is brought back into the trot and after a few trot steps, is restarted into a canter with the other leg leading.
7. Simple change of lead at the canter. This is a movement in which, after a direct transition out of the canter into a walk, with three to five clearly defined steps, an immediate transition is made into the other canter lead.
8. Flying change of lead. The flying change is performed in one stride with the front and hind legs changing at the same moment. The change of the leading front and hind leg takes place during the moment of suspension. The aids should be precise and unobtrusive. Flying changes of lead can also be executed in series at every 4th, 3rd, 2nd, or at every stride. The horse, even in the series, remains light, calm, and straight with lively impulsion, maintaining the same rhythm and balance throughout the series concerned. In order not to restrict or restrain the lightness, fluency, and groundcover of the flying changes in series, enough impulsion must be maintained. Aims of flying changes: To show the reaction, sensitivity, and obedience of the horse to the aids for the change of lead.

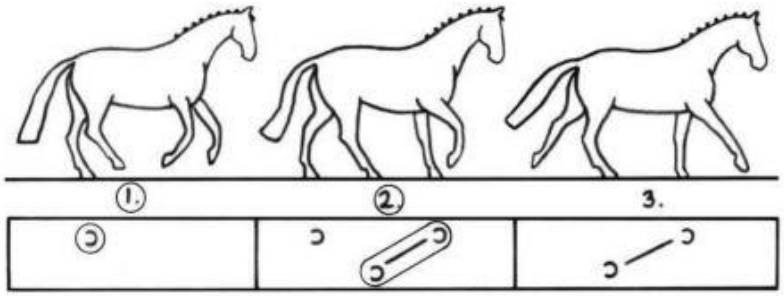

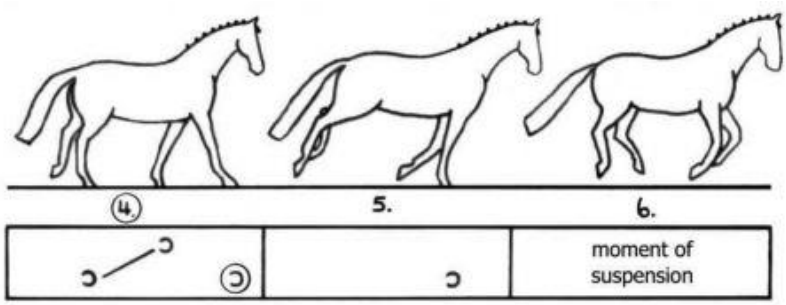

The canter is a gait in three-beat rhythm with six phases.

DR106 The Rein Back

1. Rein back is a rearward diagonal movement with a two-beat rhythm but without a moment of suspension. Each diagonal pair of legs is raised and returned to the ground alternatively, with the forelegs aligned on the same track as the hindlegs. A four-beat rein back that is not clearly two-beat and diagonal, if done without resistance, could also be scored marginal or better.
2. During the entire exercise, the horse should remain “on the bit”, maintaining its desire to move forward.
3. Anticipation or precipitation of the movement, resistance to or evasion of the contact, deviation of the hindquarters from the straight line, spreading or inactive hind legs, and dragging forefeet are serious faults.
4. The steps are counted as each foreleg moves back. After completing the required number of steps backward, the horse moves immediately forward with a fluid, direct transition to the required gait. In tests where a rein back of one horse’s length is required, it should be executed with three or four steps.
5. Rein back series (Schaukel) is a combination of two rein backs with walk steps in between. It should be executed with fluent transitions and the required number of steps.

DR107 The Transitions

1. The changes of gait and the variations within gaits should be clearly shown at the prescribed marker; they should be quickly made yet must be smooth and not abrupt. The rhythm of a gait or the variations within gaits should be maintained up to the moment when the gait or the variations within gaits is changed or the horse halts. The horse should remain light in hand, calm, and maintain a correct position.
2. The same applies to transitions from one movement to another for instance from the passage to the piaffe and vice versa.

DR108 The Half-Halt

The half-halt is a hardly visible, almost simultaneous, coordinated action of the seat, the legs, and the hand of the rider, with the object of increasing the attention and balance of the horse before the execution of several movements or transitions between gaits or the variations within gaits. In shifting slightly more weight onto the horse’s quarters, the engagement of the hind legs and the balance on the haunches are facilitated for the benefit of the lightness of the forehand and the horse’s balance as a whole.

DR109 The Changes of Direction

1. At changes of direction, the horse should adjust the bend of its body to the curvature of the line it follows, remaining supple and following the indications of the rider, without any resistance or change of gait, rhythm, or speed. Corners should be ridden as one-quarter of a volte appropriate to the level of the test (10 meters at Training-First Levels, 8 meters at Second-Fourth Levels and 6 meters above Fourth Level).
2. Changes of directions can be executed in the following ways:
   a. Right-angled turn including riding through the corner (one quarter of a volte of approximately 6 meters).
   b. Short and long diagonal.

c. Half voltes and half circles with change of rein.
d. Half pirouettes and turn on the haunches.
e. Serpentine loops.
f. Counter-changes of hand (in zig-zag).
   * The horse should be straight for a moment before changing direction.
   * Zig-zag: A movement containing more than two half-passes with changes of direction.

DR110 The Figures and The Exercises

1. The figures asked in dressage tests are the voltes, the serpentines, and the figures of eight.
   a. Volte. The volte is a circle of 6, 8, or 10 meters in diameter. If larger than 10 meters, it is a circle.
   b. Serpentine. The serpentine with several loops touching the long side of the arena consists of half circles connected by a straight line. When crossing the centerline, the horse should be parallel to the short side (a). Depending on the size of the half circles, the straight connection varies in length. Serpentines with one loop on the long side of the arena are executed with 5-meter or 10-meter distance from the track (b). Serpentines around the centerline are executed between the quarter lines (c).

a) 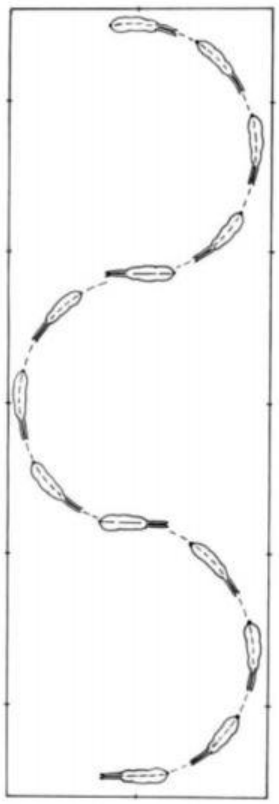 b) 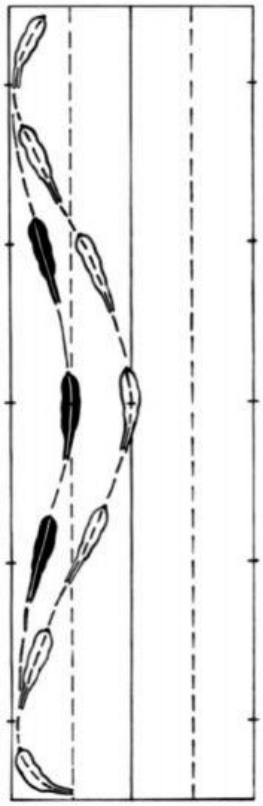 c) 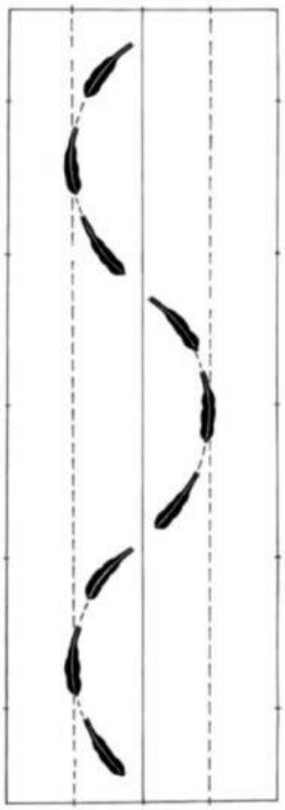

   c. Figure of eight. This figure consists of two voltes or circles of equal size as prescribed in the test, joined at the center of the eight. The rider should make their horse straight an instant before changing direction at the center of the figure.

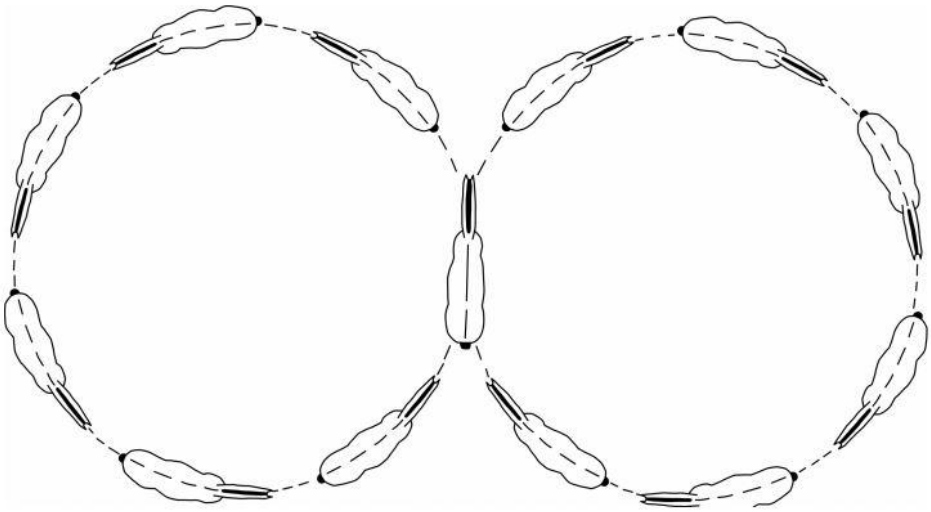

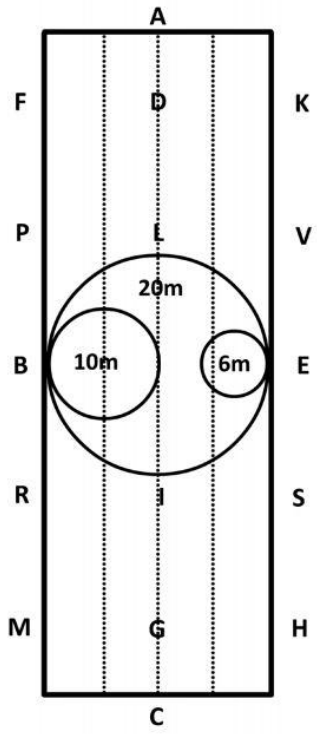

2. The exercises.
   a. Stretching the Frame. This exercise gives a clear impression of the “throughness” of the horse and proves its balance, suppleness, obedience, and relaxation. In order to execute the exercise “stretching on a long rein” correctly, the athlete must lengthen the reins as the horse stretches gradually forward and downward. As the neck stretches forward and downward, the mouth should reach more or less to the horizontal line corresponding with the point of the shoulder or lower. An elastic and consistent contact with the athlete’s hands must be maintained. The gait must maintain its rhythm and tempo, and the horse should remain light in the shoulders with a swinging back and with the hindlegs well- engaged. During the retake of the reins the horse must accept the contact without resistance in the mouth or poll.
   b. Überstreichen. A clear release of contact where the horse maintains self-carriage, rhythm, tempo, straightness, and quality of gait.

1) Shoulder in

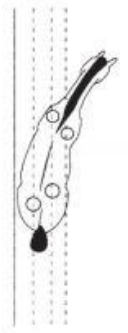

2) Travers

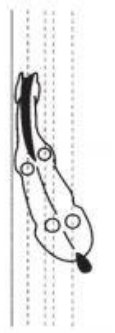

3) Renvers

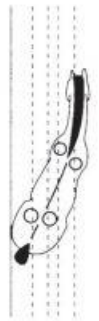

4) Half-Pass

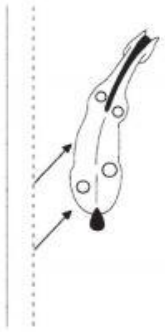

5) Leg-yielding along the wall

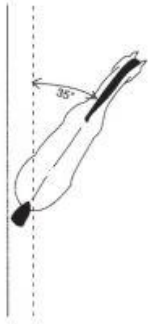

6) Leg-yielding on the diagonal

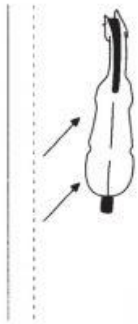

DR111 Work on Two Tracks and The Lateral Movements

1. A distinction must be made between the following movements: Leg yielding, Shoulder in, Travers, Renvers, Half pass.
2. Work on two tracks.
   a. The aim of movements on two tracks is:
      1. To improve the obedience of the horse to the cooperative aids of the rider;
      2. To supple all parts of the horse thereby increasing the freedom of its shoulders and the suppleness of its quarters as well as the elasticity of the bond connecting the mouth, the poll, the neck, the back, and the haunches;
      3. To improve the cadence and bring the balance and gaits into harmony;
   b. Leg-yielding. The horse is almost straight, except for a slight flexion at the poll away from the direction in which the horse moves, so that the rider is just able to see the eyebrow and nostril on the inside. The inside legs pass and cross in front of the outside legs. Leg-yielding should be included in the training of the horse before it is ready for collected work. Later on, together with the more advanced movement shoulder-in, it is the best means of making a horse supple, loose, and unconstrained for the benefit of the

freedom, elasticity, and regularity of its gaits and the harmony, lightness, and ease of its movements. Leg-yielding can be performed on the diagonal in which case the horse should be as close as possible parallel to the long sides of the arena although the forehand should be slightly in advance of the quarters. It can also be performed along the wall in which case the horse should be at an angle of about 35 degrees to the direction in which the horse is moving (see Fig. 5).

c. Turn on the Forehand. The purpose of this exercise is to supple the horse and teach it obedience to the aids. In this exercise, the inside of the horse is the side from which the horse yields, i.e. the horse is flexed at the poll to the right, which is the inside, when the haunches move to the left. The horse moves around the inside front leg. The outside front foot steps forward and around the inside forefoot, which remains active in the sequence of footfalls. The hind feet move on a curved line, with the inside hind foot striking the ground in front of the outside hind foot.

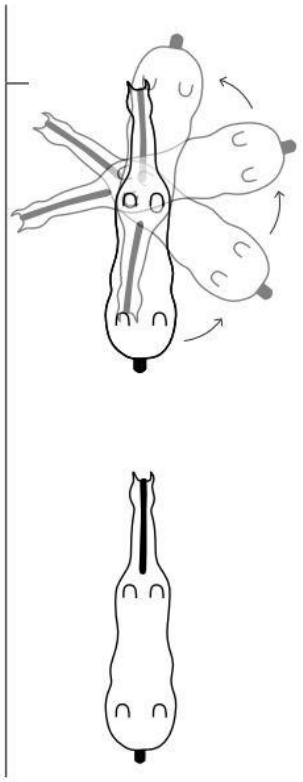

3. The lateral movements.
   a. The additional aim of lateral movements is to develop and increase the engagement of the quarters and thereby also the collection.
   b. In all lateral movements - shoulder-in, travers, renvers, half-pass—the horse is slightly bent and moves with the forehand and the quarters on two different tracks (see Fig 1-4).
   c. The bend or flexion must never be exaggerated so that it impairs the balance and fluency of the movement concerned.
   d. At the lateral movements the gait should remain free and regular, maintained by a constant impulsion, yet it must be supple, cadenced, and balanced. The impulsion is often lost, because of the rider's preoccupation mainly in bending the horse and pushing it sideways.
   e. At all lateral movements the side to which the horse should be bent is the inside. The opposite side is the outside.
   f. Shoulder-in. This exercise is performed in collected trot. The horse is ridden with a slight but uniform bend around the inside leg of the rider maintaining cadence at a constant angle of approx. 30 degrees. The horse's inside foreleg passes and crosses in front of the outside foreleg; the inside hind leg steps forward under the horse's body weight following the same track of the outside foreleg, with the lowering of the inside hip. The horse is bent away from the direction in which it is moving. (see Fig. 1). If the shoulder-

in is performed on the long side or on the center line, the horse should be straightened after the shoulder-in, before going into the corner. If the movement that follows the shoulder-in is a circle at any point, or a turn left or right at any point other than the four corners, the horse should not be straightened.

g. Travers. This exercise is performed in collected trot. The forehand remains on the track with the head looking straight along the track. The haunches are moved to the inside, with the horse slightly bent toward the direction of movement, so that from the front or behind one sees four tracks. The degree of bend is greater than that of shoulder-in and a constant angle of approximately 35 degrees should be shown. The horse's outside hind leg passes and crosses in front of the inside hind leg. The outside foreleg is placed in front of the inside foreleg. To start the travers, the haunches must leave the track or, after a corner or circle, are not brought back onto the track. At the end of the travers, the quarters are brought back onto the track as in finishing a circle. (see Fig. 2).

h. Renvers. This exercise is performed in collected trot and is the inverse movement in relation to travers. The haunches remain on the track and the forehand is moved to the inside with the head facing toward the short side. The horse is slightly bent toward the direction of movement with a greater degree of bend than that of shoulder-in, so one sees four tracks from the front or behind. A constant angle of approximately 35 degrees should be shown. The horse's outside hind leg passes and crosses in front of the inside hind leg. The outside foreleg is placed ahead of the inside foreleg. To start the renvers, the forehand must leave the track and, at the end of the renvers, the forehand is brought back onto the track.

i. Half-pass. This movement is a variation of travers, executed on a diagonal line instead of along the wall. It can be performed in collected trot (and in passage in a freestyle) or collected canter. The horse should be slightly bent around the inside leg of the rider and in the direction in which it is moving. The horse should maintain the same cadence and balance throughout the whole movement. In order to give more freedom and mobility to the shoulders, it is of great importance that the impulsion be maintained, especially the engagement of the inside hind leg. The horse's body is nearly parallel to the long side of the arena with the forehand slightly in advance of the hindquarters. The bend in the half-pass should increase with the steepness of the diagonal. In the trot, the outside legs pass and cross in front of the inside legs. In the canter, the movement is performed in a series of forward/sideways strides. Aims of half-pass in trot: To show a fluent collected trot movement on a diagonal line with a greater degree of bend than in shoulder-in. Fore and hind legs cross, balance and cadence are maintained. Aims of the half-pass in canter: To both demonstrate and develop the collection and suppleness of the canter by moving fluently forwards and sideways without any loss of rhythm, balance or softness and submission to the bend.

DR112 The Pirouette, The Half-pirouette, The Quarter-pirouette, The Working Pirouette, The Working Half-pirouette, The Turn on the Haunches

1. The pirouette (half-pirouette) is a circle (half-circle) executed on two tracks with a radius equal to the length of the horse, the forehand moving round the haunches.
2. Pirouettes (half-pirouettes) are usually carried out at collected walk or canter but can also be executed at piaffe.
3. At the pirouette (half-pirouette) the forefeet and the outside hind foot move round the inside hind foot which forms the pivot and should return to the same spot, or slightly in front of it, each time it leaves the ground.
4. At whatever gait the pirouette (half-pirouette) is executed the horse, slightly bent in the direction in which the horse is turning should remain on the bit with light contact, turn smoothly and maintain the appropriate sequence and timing of footfalls of that gait. The poll stays the highest point during the entire movement.
5. During the pirouettes (half-pirouettes) the horse should not move backwards or deviate sideways. In the pirouette or half-pirouette in canter, the judges should be able to recognize a real canter stride although the footfalls of the diagonal - inside hind leg, outside front leg - do not occur simultaneously.
6. In executing the pirouette or the half-pirouette in canter the rider should maintain perfect lightness of the horse while accentuating the collection. The quarters are well-engaged and lowered and show a good flexion of the joints. An integral part of the movement is the canter strides before and after the pirouette. These

should be characterized by an increased activity and collection before the pirouette and, the movement having been completed, by the balance being maintained as the horse proceeds.

7. The quality of the pirouettes (half-pirouettes) is judged according to the suppleness, lightness, cadence and regularity and to the precision and smoothness of the transitions; pirouettes (half-pirouettes) at canter are judged also according to the balance, the elevation, and the number of strides (at pirouettes 6-8, at half-pirouettes 3-4 are desirable). When the turn is too large and the hind steps come off the prescribed line of travel, the correction is to take a straight line back to the track. Correction by use of half-pass or leg-yielding may result in a deduction of points. (See DR112.5)
8. The Quarter-pirouette. As a preparatory exercise, the quarter-pirouette is usually executed on the track at a given letter, the horse being highly collected for 1 or 2 strides before and then through the execution of a 90 degree turn around the haunches in 2-3 strides, maintaining a correct canter footfall.
9. The Working Pirouette and Working Half-Pirouette. The pirouette (half-pirouette) is a turn of 360 degrees (180 degrees) executed on two tracks, with the forehand moving around the haunches. The allowable diameter of a working pirouette is increased to approximately three meters. A working half-pirouette is to be judged like a regular half-pirouette except that full credit must be given for a well-performed, but larger (three meter) half-pirouette. Full credit should also be given for a well-performed regular-sized half-pirouette. A significant deduction should be made if a rider attempts but performs poorly a regular half-pirouette.

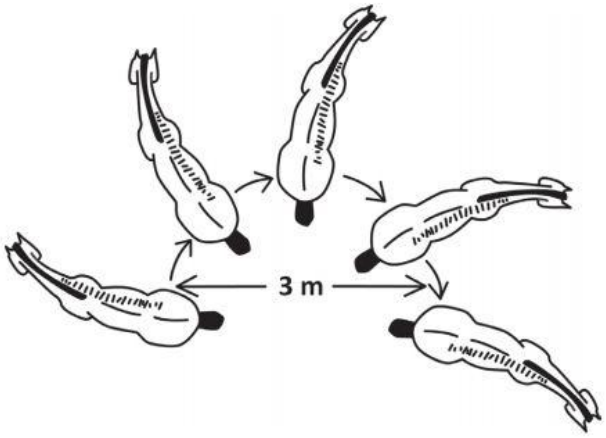

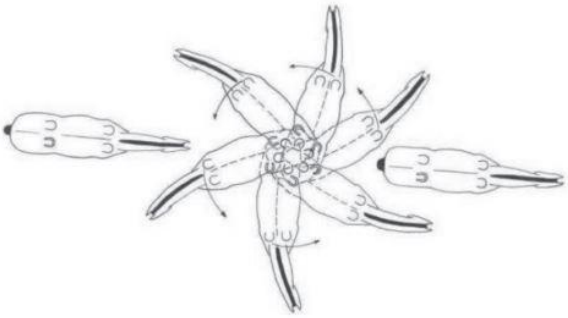

Piroutte and half-piroutte in canter

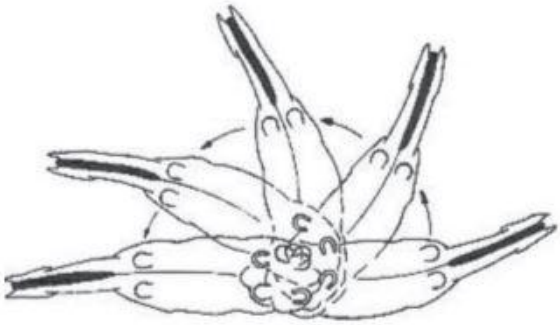

Half-piroutte in walk

10. The Turn on the Haunches. For younger horses that are still not able to show collected walk, the ‘turn on the haunches’ is an exercise to prepare the horse for collection. The ‘turn on the haunches’ is executed out of medium walk prepared by half-halts to shorten the steps a little and to improve the ability to bend the joints of the hindquarters. The ‘turn on the haunches’ can be executed on a larger diameter (approximately one meter) than the pirouette in walk, but the demands of the training scale concerning rhythm, contact, activity, and straightness are the same. A turn on the haunches is to be judged like a regular half-pirouette except that full credit must be given for a well performed, but larger (one meter) turn on the haunches. Full credit should also be given for a well-performed regular sized half-pirouette. A significant deduction should be made if a rider attempts but performs poorly a regular half-pirouette.

DR113 The Passage

1. This is a measured, very collected, very elevated, and very cadenced trot. It is characterized by a pronounced engagement of the quarters, a more accentuated flexion of the knees and hocks, and the graceful elasticity of the movement. Each diagonal pair of feet is raised and returned to the ground alternately with cadence and has a prolonged phase of support compared to the phase of suspension.
2. In principle, the height of the toe of the raised foreleg should be level with the middle of the cannon bone of the other foreleg. The toe of the raised hind leg should be slightly above the fetlock joint of the other hind leg.
3. The neck should be raised and gracefully arched with the poll as the highest point and the head close to the vertical. The horse should remain light and soft on the bit and be able to go smoothly from the passage to the piaffe and vice-versa without apparent effort and without altering the cadence, the impulsion being always lively and pronounced.
4. Irregular steps with the hind legs, swinging the forehand or the quarters from one side to the other, as well as jerky movements of the forelegs or the hind legs, or dragging the hind legs are serious faults.

DR114 The Piaffe

1. The piaffe is a highly collected, elevated, rhythmical diagonal movement giving the impression of being in place. The horse's back is supple and elastic. The quarters are slightly lowered, the haunches with active hocks are well engaged giving great freedom, lightness, and mobility to the shoulders and forehand. Each diagonal pair of feet is raised and returned to the ground alternately, with spring and regularity.
2. In principle, the height of the toe of the raised foreleg should be level with the middle of the cannon bone of the other foreleg. The toe of the raised hind leg should reach just above the fetlock joint of the other hind leg.
3. The neck should be raised and arched, the head vertical. The horse should remain light on the bit with a supple poll maintaining a light and soft contact on a taut rein. The body of the horse should move up and down in a supple, and harmonious movement.
4. The piaffe should show true commitment and must always be animated by a lively activity and characterized by a perfect balance. While giving the impression of being in place there may be a visible inclination to advance, this being displayed by the horse's eager acceptance to move forward as soon as the horse is asked. The horse is permitted to advance up to one meter forward in the Intermediaire II test.
5. Moving even slightly backwards, irregular or jerky steps with the hind or front legs, no clear diagonal steps, crossing either the fore or hind legs, or swinging either the forehand or the hindquarters from one side to the other, getting wide behind or in front, moving too much forward, or double-beat rhythm are all serious faults.

DR115 The Collection

1. The aim of the collection of the horse is:
   a. To further develop and improve the balance and equilibrium of the horse which has been more or less displaced by the additional weight of the rider.
   b. To develop and increase the horse's ability to lower and engage its quarters for the benefit of the lightness and mobility of its forehand.
   c. To add to the "ease and carriage" of the horse and to make it more pleasurable to ride.
2. The best means to obtain these aims are the lateral movements, travers, renvers and, last but not least, shoulder-in (DR111.3-3.h) as well as half-halts (DR108).
3. Collection is, in other words, improved and effected by engaging the hind legs with the joints bent and supple, forward under the horse's body by a temporary but often repeated action of the seat and legs of the rider driving the horse forward towards a more or less stationary or restraining hand allowing just enough impulsion to pass through. Collection is consequently not achieved by shortening of the gait through a resisting action of the hand but instead by using the seat and legs to engage the hind legs further under the horse's body.
4. However, the hind legs should not be engaged too far forward under the horse as this would shorten the base of support too much and thereby impede the movement. In such a case, the line of the back would be

lengthened and raised in relation to the supporting base of the legs, the stability would be deranged and the horse would have difficulty in finding a harmonious and correct balance.

5. On the other hand, a horse with a too long base of support unable or unwilling to engage its hind legs forward under its body will never achieve an acceptable collection characterized by ease and carriage as well as a lively impulsion, originated in the activity of the quarters.
6. The position of the head and neck of a horse at the collected gaits is naturally dependent on the stage of training and in some degree on its conformation. It should, however, be distinguished by the neck being raised unrestrained forming a harmonious curve from the withers to the poll being the highest point with the head slightly in front of the vertical. However, at the moment the rider applies their aids in order to obtain a momentary and passing collecting effect the head may become more or less vertical (compare DR101.6, DR102 and DR108).

DR116 The Impulsion, The Submission (Willing Cooperation)

1. Impulsion is the term used to describe the transmission of an eager and energetic, yet controlled, propulsive energy generated from the hind quarters into the athletic movement of the horse. Its ultimate expression can be shown only through the horse's soft and swinging back guided by elastic contact with the rider's hand.
   a. Speed, of itself, has little to do with impulsion; the result is more often a flattening of the gaits. A visible characteristic is a more pronounced articulation of the hind leg, in a continuous rather than staccato action. The hock, as the hind foot leaves the ground, should first move forward rather than being pulled upwards, but certainly not backwards. A prime ingredient of impulsion is the time the horse spends in the air rather than on the ground. Impulsion is, therefore, seen only in those gaits that have a period of suspension.
   b. Impulsion is a precondition for a good collection in trot and canter. If there is no impulsion, then there is nothing to collect.
2. The Submission (Willing Cooperation) does not mean subordination, but an obedience revealing its presence by a constant attention, willingness and confidence in the whole behavior of the horse as well as by the harmony, lightness and ease it is displaying in the execution of the different movements. The degree of the submission (Willing Cooperation) is also demonstrated by the way the horse accepts the bit, with an elastic contact and a supple poll. Resistance to or evasion of the rider's hand, being either "above the bit" or "behind the bit" demonstrate lack of submission (Willing Cooperation). The main contact with the horse's mouth must be through the snaffle bit.
   a. Putting out the tongue, keeping it above the bit or drawing it up altogether, as well as grinding the teeth or agitation of the tail, are mostly signs of nervousness, tension or resistance on the part of the horse and must be taken into account by the judges in their marks for every movement concerned, as well as in the collective mark for "submission (Willing Cooperation)".
   b. Submission (Willing Cooperation) requires that the horse understands what is being asked of it and is confident enough in the rider to react to the aids without fear or tension.
   c. The horse's straightness, uphill tendency and balance enable it to stay in front of the rider's legs and go forward into an accepting and self-carrying contact with the bit. This is what really produces the picture of harmony and lightness. Fulfillment of the main requirements/movements of a Dressage test is the primary criterion for submission (Willing Cooperation).

DR117 The Position and Aids of the Rider

1. All the movements should be obtained with imperceptible aids and without apparent effort of the rider. The rider should be well-balanced, elastic, sitting deep in the center of the saddle, smoothly absorbing the movement of the horse with its loins and hips, supple thighs with the legs steady and stretched well down. The heels should be the lowest point. The upper part of the body should be tall and supple. The contact should be independent from the rider's seat. The hands should be carried steadily close together, with the thumb as the highest point and a straight line from the supple elbow through the hand to the horse's mouth.

The elbows should be close to the body. All of these criteria enable the rider to follow the movements of the horse smoothly and freely.

2. Not only the aids of the hands and the legs but also of the seat are of great importance in dressage. Only the rider who understands how to contract and relax its loin muscles at the right moment is able to influence their horse correctly (compare DR102.2, DR108 and DR115.3).
3. The effectiveness of the rider's aids determines the precise fulfillment of the required movements of the tests. There shall always be the impression of a harmonious cooperation between horse and rider.
4. Riding with both hands is obligatory at all national and International Dressage Events. However, riding with one hand is permitted in the Freestyle Tests and when leaving the arena. ***For FEI Freestyle tests, see also Directives for Judges – Freestyle tests and Directives for assessing the degree of difficulty in a Freestyle test available at www.fei.org.*** Individuals holding a Federation Dispensation/Classification Certificate may use bridged or special adaptive reins for use with one or no hand(s), if the equipment is listed on the Federation Dispensation/Classification Certificate.
   Apart from the halt and salute, where the athlete must take the reins in one hand, riding with the reins in both hands is obligatory in Dressage classes, but a discreet 'pat on the neck' for a well performed exercise, or for reassurance, is perfectly acceptable (as is the situation of an athlete needing to wipe a fly from their eye, or other situations such as adjusting clothing, saddle pads etc). However, if the rider intentionally takes the reins into one hand in order to use either the reins or the other hand to produce more impulsion from the horse, or to promote applause from the spectators during the test, it will be considered a fault and will be reflected in the mark for both the movement and the collective mark for 'Rider'.
5. Unless indicated on a Federation Dispensation/Classification Certificate or Presidential Modification letter, the use of stirrups is required.
6. The use of the voice in any way whatsoever or clicking the tongue once or repeatedly is a fault involving the deduction of 2 marks from those that would otherwise have been awarded for the movement where this occurred.
7. When rising trot is permitted in a test or class, the rider should change the diagonal when changing directions, except during a lengthening. The correct diagonal is considered to be when the rider is sitting when the outside front foot and inside hind foot are on the ground. In general, rising on the outside diagonal correctly influences the horse's balance in movements other than straight lines. A change of direction in rising trot implies a change of diagonal, but it is up to the rider to determine where that change should occur. If no change is made, there is no error and no deduction is made unless the balance of the horse is adversely affected, as it might be, for example, in a turn, circle or leg yield. In that case, the movement is judged accordingly and the collective marks for "Submission (Willing Cooperation)" and "Effective Use of the Aids" could be negatively impacted.

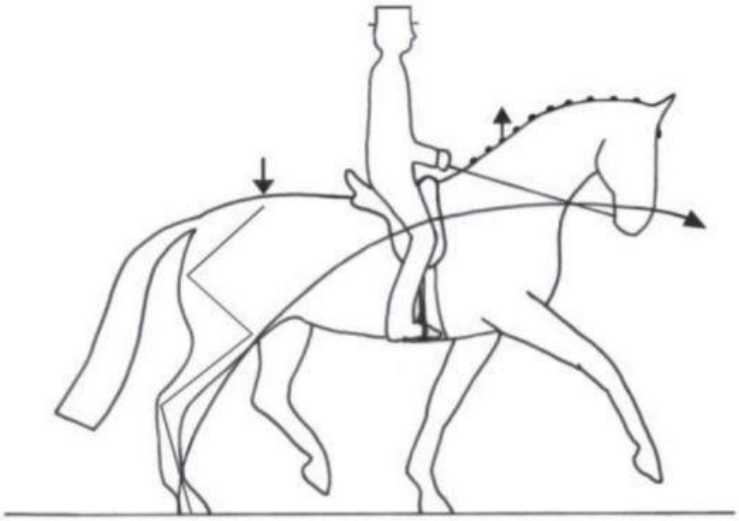

DR118 Tests for Dressage Competitions

1. The United States Dressage Federation (USDF), in cooperation with the Federation issues and approves tests for use at licensed dressage competitions in the United States. The FEI is responsible for issuing tests for international competitions. Tests cannot be modified or simplified without the approval of the USDF and the Federation Dressage Sport Committee, or the Bureau of the FEI (for FEI tests), respectively. Only current test sheets are permitted in either printed or electronic (paperless) format; however, the format of electronic scoresheets may be changed as long as they contain all the same information as the official USEF/USDF and FEI test sheets.
2. Objectives, purpose, and standards of Federation levels of competition.
   INTRODUCTORY LEVEL. To introduce the rider and/or horse to the sport of dressage, confirming that they are beginning to develop an understanding of correct dressage basics. The horse should be ridden freely forward in a steady tempo and clear rhythm, accepting contact with the bit. An understanding of test accuracy and geometry should be demonstrated.
   TRAINING LEVEL. To confirm that the horse demonstrates correct basics, by showing suppleness both laterally and longitudinally, moving freely forward in a clear rhythm with a steady tempo, and readily accepting contact with the bit. Correct geometry and lines of travel should be shown.
   FIRST LEVEL. To confirm that the horse demonstrates correct basics, and in addition to the requirements of Training Level, has developed improved balance, lateral suppleness and throughness, as well as the thrust to perform lengthenings of stride. The horse should be on the bit.
   SECOND LEVEL. To confirm that the horse demonstrates correct basics, and now begins to accept more weight on the hindquarters as the collected and medium gaits develop. A greater degree of straightness, suppleness, throughness, and balance are required to perform the movements with ease and self-carriage.
   THIRD LEVEL. To confirm that the horse demonstrates correct basics while maintaining consistent uphill balance and self-carriage. Increased engagement facilitates clear differences in collected, medium, and extended gaits with well-defined, balanced transitions. Movements should be accomplished with harmony and ease due to the increased balance and collection. The horse must demonstrate a greater degree of throughness, suppleness, straightness, and bending.
   FOURTH LEVEL. To confirm that the horse demonstrates correct basics, and has developed sufficient throughness, suppleness, balance, and impulsion to perform with ease the exercises at this medium level of difficulty. The horse has established consistent self-carriage and lightness through improved connection, engagement, and collection. The movements and transitions are performed with greater straightness, impulsion, and cadence.
   Objectives of the FEI levels of competition. (These tests are used worldwide.)
   PRIX ST. GEORGES. Test of medium standard. This test represents the medium stage of training. It

comprises exercises to show the horse's Submission (Willing Cooperation) to all the demands of the execution of classical equitation and a standard of physical and mental balance and development, which will enable it to carry them out with harmony, lightness, and ease.

INTERMEDIATE I. Test of relatively advanced standard. The object of this test is to lead horses on, progressively and without harm to their organism, from the correct execution of Prix St. Georges to the more demanding exercises of Intermediate A and B.

INTERMEDIATE A AND B. Tests of advanced standard referred to by the FEI as the "Medium Tour". The purpose of these tests is to make the step from the small tour (Prix St. Georges and Intermediate I) to big tour (Grand Prix tests) easier; to assist the progressive development of horses to Grand Prix; and, to emphasize correct training and execution of the piaffe in preparation for the Grand Prix.

INTERMEDIATE II. Test of advanced standard. The object of this test is to prepare the horses for the Grand Prix.

GRAND PRIX. Test of the highest standard. The Grand Prix is a competition of the highest level, which brings out the horse's perfect lightness, characterized by the total absence of resistance and the complete development of collection and impulsion, and includes all the school paces and all the fundamental movements.

GRAND PRIX SPECIAL. Test of the same standard as Grand Prix. This is a competition of the same level as Grand Prix where especially the transitions are a matter of great importance.

THE FREESTYLE TEST. This is a competition of artistic equitation to music. It includes all the required movements and gaits of the standard tests of the same level. The competitor is, however, absolutely free in the form and manner of the presentation they choose within a fixed time. The test should clearly show the unity between rider and horse as well as harmony in all the movements and transitions.

3. In addition to Federation, FEI and USDF tests, Dressage competitions may use other tests but these must be included in the prize list sent to all exhibitors. Eventing Dressage tests may be offered if clearly indicated in the prize list. All dressage classes (including Academy, Eventing or any other Dressage classes), whether or not the tests are issued by the Federation, FEI, or USDF, must be conducted under Federation or FEI (if applicable) rules, and are Federation recognized classes. Only dressage tests or classes requiring any of the three gaits defined by the FEI as walk, trot and canter may be ridden in Federation licensed Dressage competitions. Unrecognized classes or divisions (including dressage and non-dressage classes) are not permitted to be held at a licensed Dressage Competition. See GR114.1 and GR301.1.
4. Tests for Para Equestrians may be ridden only in classes, including Test of Choice classes, that are limited to Para Equestrians. Young Horse tests may be ridden only in classes, including Test of Choice classes, that are limited to Young Horses. Freestyle tests may be ridden only in classes, including Test of Choice classes, that are limited to Freestyles. Quadrille and Pas de Deux tests cannot be ridden in Freestyle Test of Choice classes. Quadrilles and Pas de Deux rides may be ridden only in classes, including Test of Choice classes that are limited to Quadrilles and Pas de Deux rides.
5. Except for a Prix Caprilli Dressage test, Dressage Competitions cannot hold classes or tests that include jumping.

DR119 Participation in Dressage Competitions

1. Dressage classes are open to riders on horses, mules and/or ponies of any origin. Qualifying criteria for the U.S. Dressage Festival of Champions, NAYC, or selection trials and classes designated as qualifying classes for international competition, available on the Federation's website, may limit participation of mules and ponies (except championships for FEI Pony Riders). Dressage Competitions and classes may be limited to ponies of any breed or origin. However, Dressage Competitions and open dressage divisions of other Federation licensed competitions may not offer breed-restricted tests or classes. In the Dressage Division, a horse is an animal over 148 cm without shoes, and 149 cm with shoes. A pony is an animal that does not exceed 148 cm without shoes, and 149 cm with shoes. Unless otherwise noted, the term "horse" in these rules denotes either a horse or pony (see DR134). Stallions are permitted in all classes except Dressage Seat Equitation classes (see DR133.1k). Mares may not compete after their eighth month of pregnancy or within three months after foaling. Horses showing evidence of broken wind or complete loss of sight in either or both

eyes are permitted to compete. Horses with complete loss of sight in both eyes may only participate in classes in which they are shown individually. No horse may be ridden more than once in any Dressage class (including separate divisions or sections of the same class). Horses in any under saddle class must be at least thirty-six months of age (from foaling date) at the time of competition. Horses competing in the following tests and levels must meet the following minimum age requirements per FEI rules: FEI Children/Pony/Junior and Fourth level tests: minimum six (6) years; Young Riders/Prix St. Georges/Intermediate I: minimum seven (7) years; tests above Intermediate I: minimum eight (8) years. Horses must be a minimum of six (6) years of age to compete in an FEI Para Dressage Class. The horse's age is to be counted from January 1 of the year of birth to January 1 of the current competition year.

2. Horses may compete in no more than one Licensed Competition on the same day and are prohibited from competing in any non-licensed competition(s) held on the same day(s) as they compete in a Licensed Dressage Competition. Horses competing in Open dressage divisions or classes, which must be offered prior to any other classes, at a Regular or Local Competition are not permitted to participate or compete in other divisions or classes on the same day(s) and are subject to all DR Chapter rules from the time of their arrival. Horses are limited to a maximum of three Dressage rides per day at Fourth Level and below or two Dressage rides per day above Fourth Level. Horses competing at both Fourth Level and Prix St. Georges, or their equivalents, are limited to two Dressage rides per day. Horses competing in FEI Para Dressage tests are limited to a maximum of two Dressage rides per day including non-Para Dressage FEI, USEF, or USDF tests. FEI Para Dressage tests may be ridden at non-consecutive levels to USDF, USEF, and other FEI tests. Horses may enter no more than two consecutive levels, Freestyle levels included, at any one competition (refer to the following chart). FEI Medium Tour Freestyles are permitted only for horses competing at Intermediate A, Intermediate B, or Intermediate II levels. Dressage Seat Equitation, Quadrille, Pas de Deux and Materiale classes are excluded from the maximum limit of rides per day and horses in these classes may compete at any level for which they are otherwise eligible during the same competition.

Intro									
Tr.	Tr.								
	1st	1st							
		2nd	2nd						
			3rd	3rd					
				4th	4th				
					PSG & Devel PSG	PSG & Devel PSG			
						Int I	Int I		
							Int A&B	Int A&B	
								Int II & Devel GP	Int II & Devel GP
									GP

All FEI Pony Rider and FEI Childrens Tests are equivalent to Second Level.
All FEI Junior Rider Tests are equivalent to Third Level.
All FEI Young Rider Tests are equivalent to PSG.
The USEF Brentina Cup (Young Adult) Test and FEI Grand Prix 16-25 Test are equivalent to Intermediaire II and the Developing Grand Prix.
The USEF Four-Year-Old Test is equivalent to First Level.
The FEI Four-Year-Old Test is equivalent to First Level.
The FEI Five-Year-Old Tests are equivalent to Second Level
The FEI Six-Year-Old Tests are equivalent to Third Level.
The FEI Seven-Year-Old Tests are equivalent to Fourth Level.
The equivalency chart does not apply to FEI Para Dressage tests.

Cross entry in Eventing tests and other Dressage tests is permitted as listed below:
Eventing Beginner Novice and Novice tests are equivalent to Training Level.
Eventing Training Level, Modified Level, and Preliminary Level tests are equivalent to First Level.
Eventing Intermediate Level tests are equivalent to Second Level.
Eventing Advanced Level tests are equivalent to Third Level.
Except for Young Horse tests, all dressage tests listed above shall be considered equivalent to the highest test of the level (e.g. the FEI Pony Rider Team Test is considered equivalent to Second Level Test 3).

3. For purposes of competition in the Dressage Division: Individuals are eligible as Juniors until the end of the calendar year in which they reach the age of 18. Individuals are eligible as Young Riders from the beginning of the calendar year in which they reach the age of 16 until the end of the calendar year in which they reach the age of 21. Competitors shall compete as Adults from the beginning of the calendar year in which they reach the age of 22. Individuals possessing current amateur certification are only eligible as Adult Amateurs from the beginning of the calendar year in which they reach age 22.
4. For purposes of qualification for and participation in competitions conducted under FEI rules, age groups are as follows:
   a. Young Riders: Same as in DR119.3;
   b. Juniors: Individuals are eligible as Juniors from the beginning of the calendar year in which they reach the age of 14 until the end of the calendar year in which they reach the age of 18;
   c. Pony Riders: Individuals are eligible as Pony Riders from the beginning of the calendar year in which they reach the age of 12 until the end of the calendar year in which they reach the age of 16;
   d. Children: Individuals are eligible to participate in competitions and championships for Children from the beginning of the calendar year in which they reach the age of 12 until the end of the calendar year in which they reach the age of 14;
   e. A person may compete as a U25 Rider from the beginning of the calendar year in which they reach the age of sixteen (16) until the end of the calendar year in which they reach the age of twenty five (25).
   f. Seniors: Individuals are eligible as Seniors from the beginning of the calendar year in which they reach the age of 18.
5. Only with the permission of competition management may a horse/rider combination enter a class Hors de Concours. Such entries must pay the full entry fee but scores for these entries will not be published or recorded, nor shall they count towards any prizes, placings or year-end awards. Said permission must be granted prior to the start of the class(es) involved. Hors de Concours entries must follow all Federation General and Dressage Division rules that apply to other entries in the same class, except as described below. Having competed Hors de Concours at a competition, a horse is no longer eligible for further prizes, awards or placings at that competition except in situations of emergency substitutions of judges. Hors de Concours entries are not permitted in Federation/USDF Championship or NAYC qualifying and championship classes.
6. FEI Young Rider Tests are open only to Young Riders. FEI Junior Tests are open only to Juniors from the beginning of the calendar year in which they reach the age of 14 until the end of the calendar year in which they reach the age of 18. Ponies may not be ridden in FEI Young Rider or FEI Junior tests. FEI Pony Tests are open only to riders from the beginning of the calendar year in which they reach the age of 12 until the end of the calendar year in which they reach the age of 16. FEI Tests for Children are open only to riders from the beginning of the calendar year in which they reach the age of 12 until the end of the calendar year in which they reach the age of 14. Individuals who are eligible as Juniors and Young Riders may not enter both FEI Junior and FEI Young Rider tests on the same horse in the same competition; however, they may enter both Junior and Young Rider tests in the same competition on different horses.
7. The FEI Young Rider Freestyle test is open only to Young Riders.
8. Horses competing in the FEI Dressage Tests for 4-year-old horses and USEF Dressage Test for 4-year old horses must be four years old. Horses competing in the FEI Dressage Tests for 5-year-old horses must be five years old. The FEI Dressage Tests for 5-year-old horses are comparable to Second Level. Horses competing in the FEI Dressage Tests for 6-year old horses must be six years old. The FEI Dressage Tests for 6-year-old horses are comparable to Third Level. Horses competing in the FEI Dressage Tests for 7 year old

horses must be seven years old and the tests are comparable to Fourth Level. The horse's age is counted from January 1 of the year of birth to January 1 of the current competition year.

9. A Dressage competition manager or secretary may not serve as judge or compete at their own competition. However, a Dressage competition manager or secretary may ride Hors de Concours if they designate an assistant in charge while they are riding. This does not absolve the manager's or secretary's duties and responsibilities. A judge may not be an owner of any competing horse, except that horses may be shown Hors de Concours in classes where the owner is not officiating (see GR1304 and GR1039).
10. Minimum entry requirements for athletes of USA FEI sport nationality entering CDIs can be found in Annex B, which is posted on the USEF website. Athletes of foreign FEI sport nationality (other than USA) should refer to the rules of their National Federation for minimum CDI entry requirements.
11. Qualifying criteria or selection procedures for U.S. Dressage Festival of Champions, NAYC, and USDF Championships, as published on the Federation's website, may include exceptions to Federation rules.
12. Riders with a diagnosed permanent disability who require the use of compensatory aids or adaptive equipment must hold a Federation Dispensation/Classification Certificate indicating their International (FEI) or their National (Federation) classification status. A copy of an athlete's Dispensation/Classification Certificate listing all of their allowed compensating aids and adaptive equipment must be included with the rider's entry, with a copy then attached to each of their Dressage sheets for the Judge's reference. A copy must remain with the entry records for review by the Technical Delegate.
13. Athletes in FEI Para Dressage tests must have a current Federation Dispensation/Classification Certificate which indicates their Classification status to be eligible to participate.
14. Riders who do not submit a current Federation Dispensation/Classification Certificate or a Federation Presidential Modification letter to the competition secretary cannot compete with any modifications, compensatory aids, or dispensations to the rules in DR Chapter 1. Federation affidavits cannot be used to compete with modifications or compensatory aids when either the Federation Dispensation/Classification Certificate or Presidential Modification is not available.

BOD 06/17/2025 Effective 12/1/2025

DR120 Dress

1. Dress. The Dress Code provisions of this section apply to all classes and levels, including Championships, at USEF Licensed-USDF recognized dressage competitions. FEI Dress rules apply only to FEI recognized dressage events (CDIs).

1.1 Protective Headgear. Protective headgear in compliance with the accepted testing standards published on the Federation's website. Protective headgear must carry the applicable quality testing tag and/or label. See GR801. From the time horses are officially admitted to the competition grounds by competition management, anyone mounted on a horse at any time on the competition grounds, including non-competing riders, riders on non-competing horses, mounted participants in exhibition classes, and those competing in all classes and tests, including Para Dressage tests, must wear protective headgear as defined by this rule and otherwise in compliance with GR801. The harness must be secured and properly fitted. Any rider violating this rule at any time must immediately be prohibited from further riding until the headgear is properly in place. A Technical Delegate or Judge may prohibit a rider from entering the ring if the headgear is not properly secured. Protective headgear may be the same as or a coordinating color with the coat, and may include contrast coloring, accent, and crystal decoration. See DR136 for dress code rules for exhibitions.

1.2 Coats and Jackets. A short riding jacket or cutaway coat (modified tailcoat) with short tails is permitted at any level of competition. A tailcoat is permitted in all classes above Fourth level, in the FEI test for 7-year old horses and in tests for FEI Juniors. Any single color jacket or tailcoat is permitted and may have subtle pin striping, checks or tweeds. Striped or multi-colored jackets or coats are not permitted. The color of stretch and/or breathable panel(s) in a jacket may be black or the same color as the garment fabric. Tasteful and discreet accents, such as a collar of a different hue, modest piping, or crystal decorations, are acceptable. Only riders

competing in Level 1 dressage competitions or in Opportunity classes are not required to wear a riding jacket or coat.

1.3 Vests. Vests of any type are permitted but not required. Vests, including cooling vests, may be worn underneath or outside a riding jacket or when jackets are waived.

1.3.1. Per GR801, a body protecting or inflatable vest, specifically designed for use in equestrian sport, may be worn in any division or class without penalty from the judge.

1.3.2. When the only warm-up available is open to all horses and riders, riders with safety concerns are encouraged to wear an orange vest.

1.4 Breeches and Jodhpurs. White, light or dark colored breeches or jodhpurs are permitted in competition. Bright colors or patterns are not permitted. Contrast piping is allowed.

1.5 Shirts and Neckwear. Shirts with tie, choker, stock tie, or integrated stand-up collar are required. Ties, chokers, or stock ties may be any color. If jackets or coats are not worn per DR 120.1.2 and DR 120.2.1, shirts may be any color, must have sleeves and a collar, and separate removable neckwear is prohibited. (See DR120.3 Logos).

1.6 Boots & Half Chaps. For tests or classes at Fourth level or below, riders may wear tall boots or paddock/jodhpur boots with half-chaps or garters, matching the color of their boots, and made of smooth leather or leather-like material. Tall English-style riding boots, including dress or field boots or variations thereof, are required above Fourth Level. Boots of coordinating color(s), with or without accents, are permitted. Boots/shoes worn while riding anywhere on the competition grounds must have a distinguishable heel. (GR 801.9)

1.7 Gloves. White or light colored gloves are recommended and any solid color is permitted at Fourth Level and below. Gloves are required in FEI tests or levels and must be white, off white or same color as the coat.

1.8 Military. Current and retired members of the Armed Services and police units may ride in the uniform of their service. All riders who choose to wear Armed Services or police uniform must wear protective headgear as defined in DR120.1.1 and in compliance with GR801. Members of the Armed Services or police units may wear summer uniforms if jackets are waived.

1.9 Pas de Deux and Quadrille Attire. Riders in Pas de Deux and Quadrille classes are exempt from the dress code requirements of DR120.1.2, 1.4, 1.5, and 1.7. However, headgear and boots as required in DR120.1.1 and 1.6 must be worn. Riders must follow the dress requirements outlined in the USDF Rules and Guidelines for Quadrille Competitions and for Pas de Deux.

2. Weather Conditions. In locations with high average heat and humidity on the date of a competition, competition management may publish in its prize list that jackets will be waived for the duration of the competition. Alternatively, management may announce prior to or during a competition that competitors may show without jackets when extreme heat and/or humidity is forecasted. Also, when very cold weather conditions are forecasted on the date of a competition, competition management may publish in its prize list that windbreakers or parkas may be worn, rather than riding jackets, for the duration of the competition. Alternatively, management may announce prior to or during a competition that competitors may wear windbreakers or parkas rather than riding jackets when very cold weather is forecasted. These waivers apply to national classes at a USEF licensed-USDF recognized dressage competition.

2.1 Competitors must wear protective headgear and shirt with sleeves and collar, without neckwear. T-shirts are not permitted.

2.2 Competitors are permitted to wear a hat cover and a rain coat, with or without a riding jacket, in inclement weather.

3. Sponsor logo and Non-Sponsor Logo or Brand Marks. When sponsorship is permitted in accordance with GR1306, the name and/or logo of the individual's sponsor(s) may appear on each of the two sides of jackets and top garments at the height of breast pockets not exceeding 80 cm2 in size. Logos described under DR121 are

also permitted. No other sponsor logos are permitted on any garments (including jackets or coats, vests, shirts, or stock ties).

3.1 Dress may include non-sponsor logos or brand marks of any size. Refer to GR1306.

3.2 The name and/or logo of an individual's sponsor may also appear on the rider's protective headgear if permitted in accordance with GR1306 and DR121.1.b.

4. Spurs. Spurs must be made of metal. Only English-style spurs are permitted, as described below.

4.1 If spurs are worn, a separate spur must be worn on each boot. The shank must be either curved or straight pointing directly back from the center of the spur when on the rider's boot. If the shank is curved, the spurs must be worn only with the shank directed downwards. However, swan necked spurs are permitted.

The inside arm of the spur must be smooth and one or both arms may have rubber covers. If rowels are used, they must be blunt/smooth and free to rotate. Metal spurs with round hard plastic knobs (metal or plastic) on the shank are permitted ("Impuls" spur) and the knobs may rotate. "Dummy" spurs (without shank) are permitted. Armless spurs are permitted.

4.2 Spurs are optional during competition in all FEI Tests.

4.3 The maximum length for spurs in all classes except the FEI Children tests and the FEI Pony tests is 5.08cm (2 inches) including rowels. Only blunt metal spurs (i.e., with no rowels) no longer than 3.5cm are permitted for FEI Pony Rider tests and FEI tests for Children. Except for FEI Pony Rider tests and FEI tests for Children, the length of the spur is measured from the base to the end of the shank. For FEI Pony Rider tests and FEI tests for Children, spur length is measured from the boot to the end of the shank.

4.4 Offset spurs without rowel are permitted for riders having an appropriate Federation Dispensation/ Classification Certificate.

5. Electronic Communication Devices. The use of earphones and/or other electronic communication devices is strictly prohibited while competing and such usage is penalized by elimination. There is no penalty for having cell phones or other electronic devices worn or carried in clothing while competing as long as they are not in use. Electronic devices that transmit and/or receive information may be used in the stabling area and in warm up areas; however, only one earphone or similar device is permitted while mounted or while lunging. The unsafe use of electronic devices, as determined by the competition Technical Delegate in their sole discretion, including cell phones, with or without earphones/buds, while mounted is prohibited in all areas designated for schooling and exercise, and while lungeing horses on competition grounds. Exception: medical devices, such as hearing aids are allowed to be used for the medical condition for which they are prescribed.

5.1 Electronic devices are permitted for Para Dressage riders if stated on their Federation Dispensation/Classification Certificate.

6. Federation Dispensation/Classification Certificates. Individuals holding Federation Dispensation/Classification Certificates may be allowed exceptions. See DR307. All exceptions to required dress must be listed on the rider's Federation Dispensation/Classification Certificate.

7. Back braces, wrist braces, and similar protective wraps that are designed to be worn for therapeutic or protective purposes while riding or unmounted may be worn underneath or outside of clothing in competition or

schooling. Body bands, straps, positional devices, and other devices designed to aid rider position are not permitted in competition or schooling.

DR121 Saddlery and Equipment

The provisions of DR121 apply to both competing and non-competing dressage horses from the time horses are admitted to the grounds, which are designated for the Dressage Competition. The responsibility for the correct attire and equipment rests with the competitor.

All saddlery and equipment must be attached, worn, and used in a conventional manner.

1. Saddle. An English type saddle, with or without a tree, with flaps, stirrups and a girth is compulsory for all tests and classes other than FEI tests. For FEI tests it is compulsory to use a well-fitting dressage saddle that is close to the horse with long, near-vertical flaps and stirrups (except for FEI Para Dressage tests) and a girth. The use of a saddle with a horn, swell, gallerie, or open gullet, or the use of an original or modified Australian, Baroque, Endurance, McClellan, Spanish, Stock, or Western saddle is prohibited. See DR308.4 for Para Dressage requirements.
    a. Stirrups. English-style stirrups without attachments or safety stirrups shall be used. Safety stirrups must have closed branches of metal or other breakaway material or mechanism. The foot must not be fully or partially enclosed and must in no way be attached to the stirrups (for example with magnets); however, a safety stirrup may have a magnetic mechanism that closes the breakaway branch. The closing mechanism for safety stirrups must not have an upward projecting hook or similar closure and must be in compliance with GR801.6. The stirrup leathers must hang freely from their anchor point without additional attachments to the saddle or girth.
    b. Saddle pads. Saddle pads are optional and when used must be white or of conservative color. Contrast trim and piping are permitted. Striped or multi-colored pads are not permitted. Glitter or reflective pads are not permitted, although pads may have crystals or reflective materials on borders. Brand marks or non-sponsor logos not exceeding fifty square centimeters (50cm2,), which is approximately 7.75 sq. inches, are permitted. While in the competition ring and during awards ceremonies, a logo, monogram or name may appear on either or both sides of a saddle pad. Logos shall not exceed 200 sq. cm (26.632 sq. inches) in size. Only the following logos or names are permitted: a breed logo for horses registered with that breed; a national flag for citizens of that country; Federation or USDF names/logos. Professionals of any age may have a business or product name/logo of their official sponsor. Amateurs shall not have a business or product name/logo displayed unless they own the business. Competition award pads and stable name pads are permitted. No other advertisement or publicity is permitted on saddle pads or horses, except as noted in DR121.8 fly hoods.
    c. Seat covers. Seat covers are, under penalty of elimination, strictly prohibited. However, saddle covers are permitted in inclement weather.
    d. Safety strap. For purposes of rider safety, a short strap in front of the pommel may be attached to the D-rings or to the stirrup bars.
2. Bits
    Only those bits listed in Figure 121.1, Figure 121.3, Figure 121.4, and Annex A are permitted. Bits must be used in a conventional manner and attached only as illustrated in the diagrams. Bits must be attached to the bridle only as intended by design, in accordance with the manufacturer's guidelines. The type of bit should not vary from those pictured below except where specified. All bits must be smooth with a solid surface. Twisted bits, bits with "bumps", bits with uncovered wire or cable, and bits that place mechanical restraint upon the tongue are prohibited. Joints that could trap or pinch the oral tissues are not permitted. Bits containing "slots" in the rings for attachment to the cheeks or reins are not permitted and no part of a rein or cheekpiece may be fixed using any similar design or mechanism.
    a. Snaffle bits
        A snaffle is a non-leverage bit with the rein attached at the level of the mouthpiece. The rein and cheekpiece attach to the same ring and can rotate freely around that ring. Exception: hanging cheek snaffles.

1. A snaffle bit may be a combination of any mouthpiece and any cheekpiece pictured in Figure 121.1 and should be attached only as shown.
2. The mouthpiece of a snaffle bit must be made of metal, flexible rubber, or synthetic material. A metal mouthpiece may have a covering of rubber or plastic (in manufactured state), but the bit cannot be modified by adding latex or other material. Leather or leather covered bits are prohibited. The contours of the bit must conform to those of the bits pictured in Figure 121.1. When joint(s) are present in the mouthpiece, they may lock.
3. The snaffle mouthpiece must have a minimum diameter of 10 mm where it meets the rings or cheeks. Snaffles used in Young Horse and Children's classes must have a minimum diameter of 12 mm. Exception: for ponies, the diameter may be less than 10 mm for riders of any age.
4. A snaffle bit may be unjointed, single-jointed, or double-jointed. Single or double jointed snaffles may be used with upper or lower cheeks, full cheeks or Fulmer cheeks. Loose rings may have a narrow sleeve fitted around part of the ring. The center link in a double-jointed snaffle must be smooth and curved on all surfaces as in a lozenge-shaped link. It may not have the effect of a tongue plate. Dr. Bristol and French link bits are not allowed. The center joint or link may be tilted in a different orientation from the mouthpiece and may have a bushing, barrel, coupling, or ball joints. The surface of the center piece must be solid or have only one rolling part in the center of the mouthpiece, as pictured in Figure 121.1.
5. The mouthpiece of a jointed or unjointed snaffle may be shaped to allow tongue relief. The maximum height of the deviation is 30 mm from the lowest part of tongue side to the highest part of the deviation. The widest part of the deviation must be where the mouthpiece contacts the tongue and must have a minimum width of 30 mm (Figure 121.2). Ported snaffles that do not meet these specifications are prohibited.
6. The upper cheek of a hanging cheek (baucher) snaffle (measured from the top of the mouthpiece to the top of the upper cheek) may not exceed seven centimeters.

SNAFFLE BITS

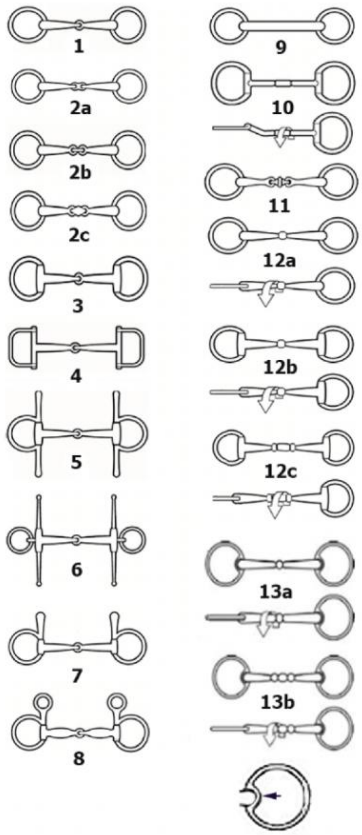

1	Loose ring snaffle with single joint
2a,b,c	Loose ring snaffle with double joint. Middle piece should be rounded.
3	Eggbutt snaffle with single joint
4	D-ring snaffle with single joint
5	Eggbutt snaffle with cheeks (full cheek)
6	Loose ring snaffle with cheeks (Fulmer)
7	Snaffle with upper or lower cheeks (half cheek)
8	Hanging cheek snaffle (Baucher)
9	Straight bar snaffle. Permitted also with mullen mouth and eggbutt rings
10	Snaffle with rotating mouthpiece
11	Double-jointed snaffle with rotating middle piece
12a,b,c	Rotary snaffle bit with rotating middle piece
13a,b	Rotary snaffle bit with rotating middle piece and looped rings
13c	Close up of looped ring (arrow)

Figure 121.1: Permitted snaffle bits. The snaffles pictured and described here are permitted at any level (national and FEI) in which it is permitted to use a snaffle. However, keepers are only permitted in national level tests for full cheek, half cheek (upper cheek only), and fulmer snaffles pictured above (bits numbered 5, 6 and 7) See also Annex A posted on the Federation website for additional information on permitted and prohibited snaffle bits.

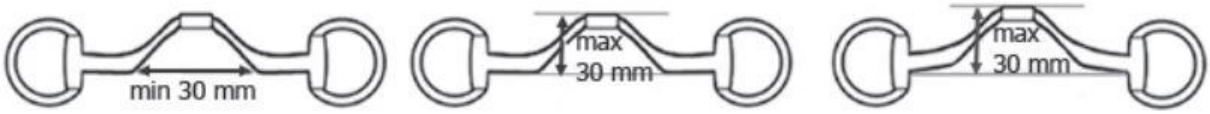

Figure 121.2: Measurement of tongue relief for a snaffle bit. The widest part of the deviation must be where the mouthpiece contacts the tongue and must have a minimum width of 30 mm (left). The maximum height of the deviation is 30mm from the lowest part of tongue side to the highest part of the deviation (center and right).

b. Bridoon bits

A bridoon is defined as a snaffle bit used together with a curb bit to form a double bridle. A bridoon is a non-leverage bit with the rein attached at the level of the mouthpiece. The rein and cheekpiece attach to the same ring and can rotate freely around that ring. Any of the bridoon mouth pieces shown in Figure 121.3 may be combined with a loose ring or eggbutt ring. However, D rings, full cheeks, half cheeks and hanging cheeks are prohibited on bridoon bits.

1. A bridoon bit must be made of metal or durable plastic, flexible rubber or synthetic material and may be covered with rubber (in manufactured state).
2. The bridoon mouthpiece must have a minimum diameter of 10 mm where it meets the rings.
3. The mouthpiece of a bridoon must have one or two joints and conform to Figure 121.3. In a double-jointed bridoon the center link must be smooth and curved on all surfaces as in a lozenge-shaped link. It should not have the effect of a tongue plate. Dr. Bristol, French link, and D-ring bridoons are not allowed. A bushing, barrel, coupling, or ball joint is permitted as the center link in a double-jointed bridoon. Only one rolling part is permitted and when present the rolling part must be in the center of the mouthpiece as pictured in Figure 121.3. The center link may be tilted in a different orientation from the mouthpiece. Bridoons in which the joints of the center link can lock and have the effect of a mullen-mouth snaffle, are prohibited.

BRIDOON BITS

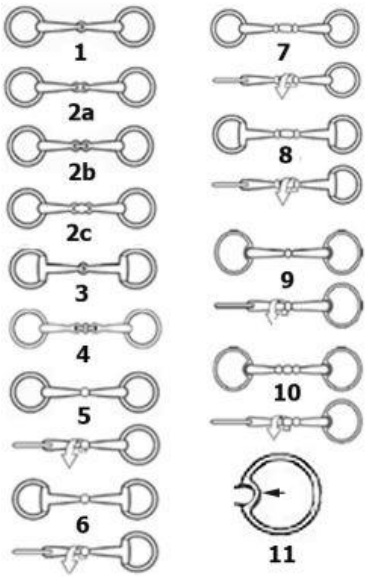

1	Loose ring bridoon with single joint
2a,b,c	Loose ring bridoon with double joint. Middle piece should be rounded.
3	Eggbutt bridoon with single joint
4	Loose ring bridoon with rotating middle piece
5	Loose ring bridoon rotary bit with rotating middle piece
6	Eggbutt bridoon rotary bit with rotating middle piece
7	Loose ring, double-jointed bridoon rotary bit with rotating middle piece
8	Eggbutt, double-jointed bridoon rotary bit with rotating middle piece
9	Loose ring bridoon rotary bit with rotating middle piece and looped rings
10	Loose ring, double-jointed bridoon rotary bit with rotating middle piece and looped rings
11	Close up of looped ring (arrow)

Figure 121.3: Permitted bridoon bits. Bridoon bits are used in combination with a curb bit to form a double bridle which is permitted only at Third Level and above. See also Annex A posted on the Federation website for additional information on permitted and prohibited bits.

c. Curb Bits

A curb bit is an unjointed leverage bit used together with a bridoon in a double bridle. It must conform to Figure 121.4.

1. A curb bit must be made of metal or durable plastic, flexible rubber or synthetic material and may be covered with rubber (in manufactured state).
2. The curb mouthpiece must have a minimum diameter of 12 mm where it meets the cheeks.
3. A curb mouthpiece has no moveable pieces or joints but it may be shaped to allow tongue relief.
4. Leverage is achieved by having cheeks extend above and below the mouthpiece to which the cheek piece and the rein, respectively, are attached. Bits in which the mouthpiece attaches to the same ring as either the cheek piece or the rein are not permitted as curb bits. The cheeks may be straight or S-shaped.
5. The mouthpiece may be attached rigidly to the cheeks, may rotate, or slide vertically relative to the cheeks. The lever arm of the curb bit, determined by the length of the cheek below the mouthpiece, shall be no more than 10 cm (3.9 inches). The upper cheek must not exceed five centimeters.
6. The mouthpiece of a curb with a shaped mouthpiece may tilt forward no more than 45 degrees.

The method of correct measurement of the upper and lower cheeks is shown in Figure 121.5.

CURB BITS

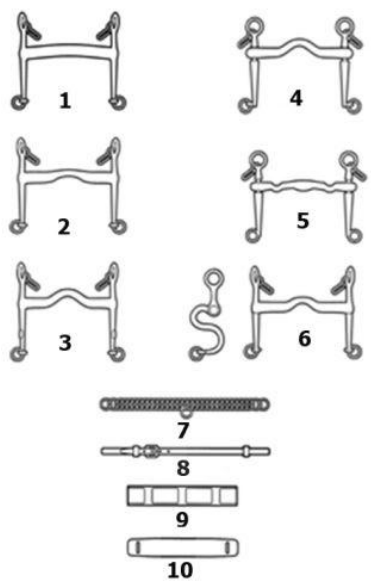

1	Half-moon curb bit
2,3	Curb bits with straight cheeks and port
4	Curb bit with port and sliding mouthpiece
5	Curb bit with shaped, sliding mouthpiece
6	Curb bit with S-shaped cheeks
7	Curb chain (metal or leather or a combination)
8	Lip strap
9	Leather cover for curb chain
10	Rubber or leather or sheepskin cover for curb chain

* Curb chain hooks can be fixed or not fixed

Figure 121.4: Permitted curb bits. Curb bits are used in combination with a bridoon bit to form a double bridle which is permitted only at Third Level and above. See also Annex A posted on the Federation website for additional information on permitted and prohibited bits.

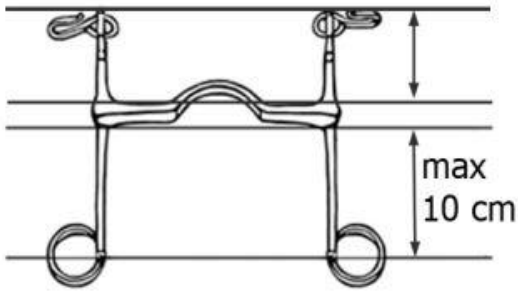

Figure 121.5: Measurement of lengths of the cheeks of a curb bit. The lower cheek, which acts as the lever arm, must not exceed 10 cm in length measured from the underside of the mouthpiece. If the curb has a sliding mouthpiece, the length of the lower cheek is measured with the mouthpiece in its uppermost position. The upper cheek must not exceed the length of the lower cheek measured from the upper side of the mouthpiece to the top of the ring to which the cheek piece attaches as shown in the diagram. If the curb has a sliding mouthpiece, the length of the upper cheek is measured with the mouthpiece in its lowest position.

3. Bridle.
   Permitted bridles and bits must be used in a conventional manner.
   The headstall (except browband) and noseband must be made of leather or leather-like material except the buckles, wear tabs on cheek pieces and reins, and a small disk of sheepskin used at the intersection of the two leather straps of a crossed noseband. Nylon or other non-metallic material may be used to reinforce leather in the headstall but must not come in direct contact with the horse. Elastic inserts are permitted only in the crownpiece and cheekpieces. Bit snaps, buckles, or hooks/studs to attach cheekpieces to the bit are permitted.
   a. Crownpiece. The crownpiece of the bridle must lie immediately behind the poll and may extend forward onto the poll, but it may not be fitted to lie on the vertebrae behind the skull (Figure 121.6). The crownpiece may be padded and it may have elastic inserts. Any padding must be smooth and continuous across the poll while on the horse, and rectangular or in the same shape as the crownpiece. Padding may extend no more than 1.5 centimeters beyond the dimensions for the crownpiece as indicated in Figure 121.6. The only material contacting the horse's head must be the leather, leather-like material, or elastic, of the crownpiece or the additional padding material. Any piece of tack or equipment that impairs the ears to move freely is not permitted.

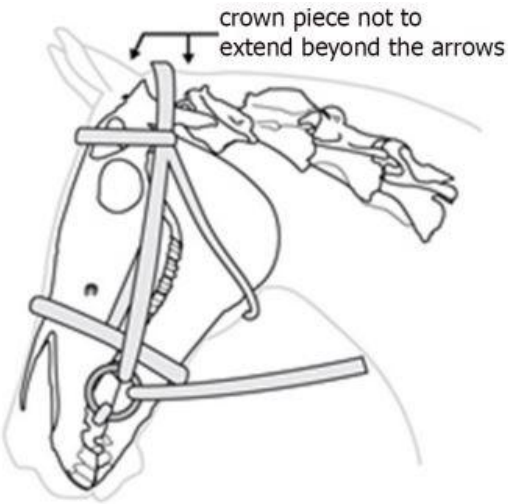

Figure 121.6: Position of crownpiece behind the poll. Arrows show the acceptable limits for the width of the crownpiece.

b. Browband. A browband is required and, except for the parts that attach to the crownpiece or headstall, is not required to be made of leather or leather-like material. At any level of competition, a browband may be multicolored and may be decorated with metal, beads, gemstones and crystals.
c. Throat latch. A throat latch is required and may be stitched or attached to the crownpiece or browband with a ring, snap, or buckle. A jowl strap can be used in addition to a traditional throat latch. The jowl strap must be fitted around or immediately below the horse's jowl (Figure 121.7). Nosebands with one or two lower (chin) straps must also have a throat latch, as described above. Exception: Micklem Bridle. The back strap (or chin strap) of a noseband cannot also be considered a jowl strap.

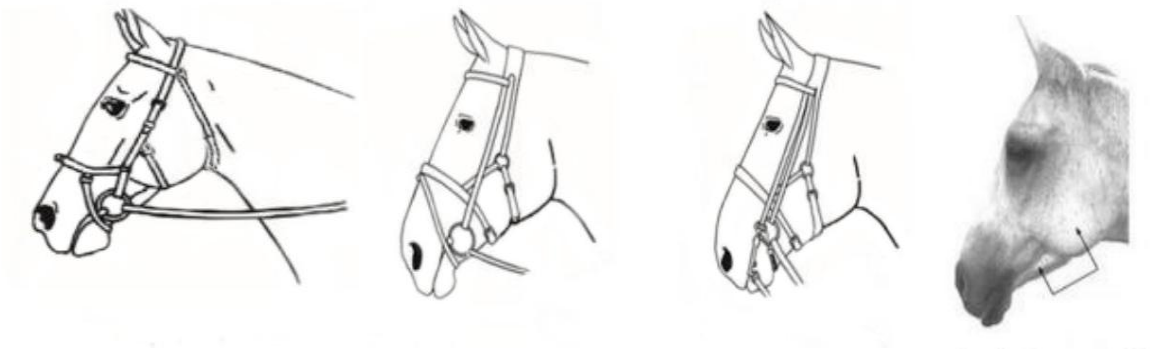

Jowl Strap with throatlatch

Combined noseband (no throatlatch) with snaffle bridle(left) and double bridle (right)

Jowl strap not to fit outside the arrows

Figure 121.7: Bridle with jowl strap and throat latch (left). Bit snaps may not be used with this bridle. Combined noseband (no throatlatch) permitted for use at any level and in warm-up with either a snaffle (middle left) or double bridle (middle right) as appropriate for the level. When used as a double bridle, the lower strap of the noseband (flash attachment pictured with the snaffle on left), is prohibited. Limits for placement of jowl strap (right).

d. Noseband. A noseband is required and may be a regular cavesson or noseband with an adjustable back piece or chin strap, a dropped noseband, a flash noseband (combination of a cavesson and an attached dropped noseband), or a Mexican (figure-8, crossed) noseband (Figure 121.8) except as prohibited in some competitions (see DR121.3.j) A double bridle must be used with a cavesson with or without an adjustable back piece or chin strap.

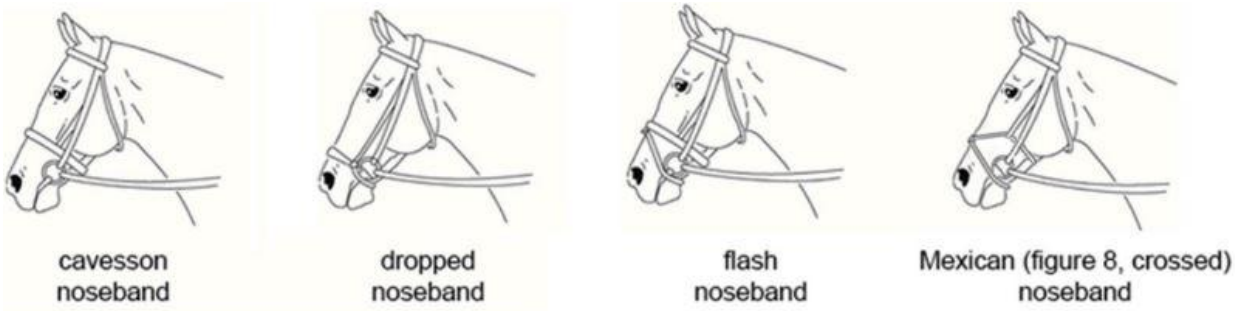

Figure 121.8: Permitted nosebands with a snaffle bridle, left to right: cavesson, drop, flash and Mexican. It is permissible to use the cavesson noseband with an adjustable back piece or chin strap.

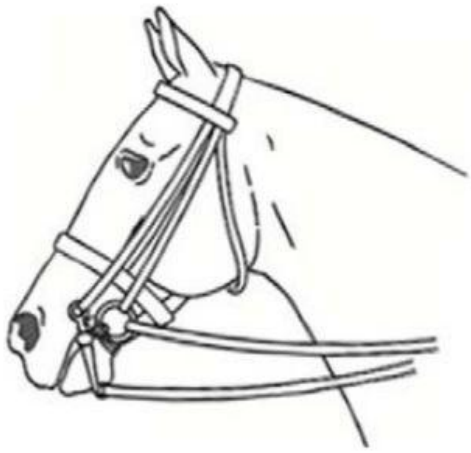

Figure 121.9: A cavesson is the only noseband permitted with a double bridle. A cavesson noseband with an adjustable back piece or chin strap is permitted.

1. The noseband itself may be padded and/or used with a chin pad. Decorations are permitted but must be attached only to the outer surface of the noseband; nothing may protrude through or be close to the inner surface of the noseband.
2. Nosebands shall not be adjusted so tightly that it causes skin irritation. It must be possible to insert two fingers under the noseband on the side of the face below the cheekbone. During a tack check, noseband tightness must be checked at the location shown in Figure 121.10 and not on the bony area of the cheekbone or bridge of the nose.

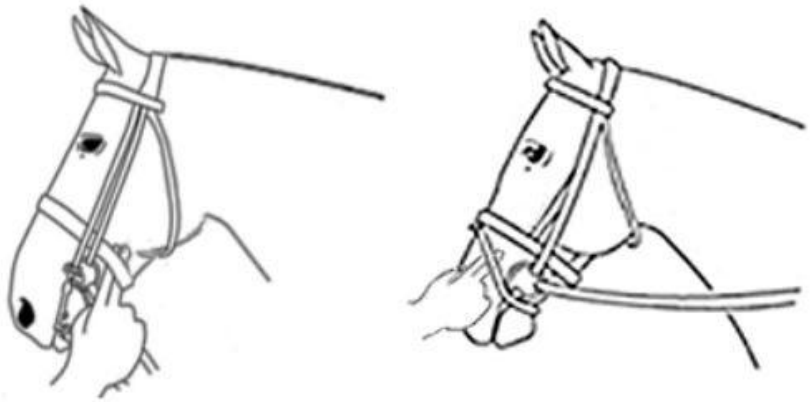

Figure 121.10: Measurement of noseband tightness. Cavesson tightness is measured on the side of the face below the cheekbone (left). Flash noseband tightness is measured to the side of the nasal bones.

e. Reins. A rein is a continuous, uninterrupted strap or line connecting the bit to the hand. Each bit must be attached to a separate rein and reins may only be attached to bits. Rein additions or attachments are prohibited. Snaps that attach reins to the bit are permitted.
   Reins may be made of leather, leather-like material, or webbing. The material may be rubberized or have a rubber covering and rein stops may be present. The reins must not be made of rope or rope-like material.
f. Curb chain. The curb “chain” can be made of metal, leather, or a combination (Figure 121.4). A rubber, leather, or sheepskin cover for a curb chain is optional. The curb chain may never be so tightly fixed as to harm the horse. Curb chain hooks are required and can be fixed or not fixed.
g. Lip strap. A lip strap is optional.

h. Snaffle bridle. A snaffle bridle has a snaffle bit attached to a single rein. A cavesson noseband with an adjustable back piece or chin strap, dropped, flash, or crossed noseband is permitted when a snaffle bridle is used in warmup or competition, except as prohibited for some tests.

i. Double bridle. A double bridle has bridoon and curb bits each attached to a separate rein. The curb bit must have a curb chain. A cavesson with or without an adjustable back piece or chin strap is required and is the only noseband permitted with a double bridle.

j. Bridles allowed in Federation (national) competitions:

1. For Tests at Second Level and below, FEI Tests for Children, and FEI Pony tests, a plain snaffle bridle is required in warm up and in competition.
2. For Third and Fourth Level tests a snaffle bridle or double bridle are permitted in the warm up and in competition.
3. For FEI tests ridden at national competitions, a snaffle bridle or double bridle may be used in competition and in the warm up, as described above in DR121.2.
4. Qualifying and championship classes. Either a snaffle bridle or double bridle is permitted (as shown in Figure 121.11) for U.S. Dressage Festival of Champions and its respective qualifying classes held at national competitions.
5. Young horse classes. For the FEI Dressage Tests for 4, 5, and 6-year-old horses and the USEF Dressage Test for 4-year old horses, a snaffle bridle is required, as above (DR121.2.a). Either a snaffle or double bridle may be used in the FEI test for 7-year old horses. Snaffle bits used in FEI tests must conform to Figure 121.1 and Annex A. The crossed (figure-8, Mexican) noseband is prohibited for the FEI Dressage Tests for 4, 5, 6, and 7-year-old horses and the USEF test for 4-year old horses.
6. Para Dressage athletes. Riders competing only in FEI Para Dressage tests may use either a snaffle bridle or double bridle. Riders competing in both FEI Para Dressage tests and USDF or USEF tests at the same competition at second level and below, must use a plain snaffle bridle in all tests and warmup for those tests. When competing only at third level or above, a snaffle bridle or double bridle may be used in warm-up and in competition.

Figure 121.11

Bridles Allowed in Competitions Under Federation Rules

Note: These rules apply only to tests ridden under Federation (National) rules. When the same tests are ridden under FEI rules, the requirements may be different. See the current FEI Rules For Dressage.

Competition	Snaffle Bridle	Double Bridle
USEF training, first, and second levels	✓	✗
USEF third and fourth levels	✓	✓
USEF FEI tests	✓	✓
USEF High Performance Qualifiers	✓	✓
USEF High Performance Championships	✗	✓
USEF Young Adult National Championships Qualifiers	✗	✓
USEF Young Adult Championships	✗	✓
USEF Young Rider National Championships Qualifiers	✓	✓

USEF Young Rider National Championships	✓	✓
USEF Junior National Championship Qualifiers	✓	✓
USEF Junior National Championships	✓	✓
USEF Dressage Test for 4-year- old horses	✓	✗
FEI Dressage Test for 4-year -old horses	✓	✗
FEI Dressage Test for 5-year-old horses	✓	✗
FEI Dressage Test for 6-year-old horses	✓	✗
FEI Dressage Test for 7-year-old horses	✓	✓
FEI North American Youth Championship Qualifiers	✓	✓
FEI North American Youth Championships	✓	✓
FEI Tests for Children	✓	✗
FEI Tests for Ponies	✓	✗
USEF Dressage Seat Equitation Classes	✓	✗

4. Martingales. Martingales are, under penalty of elimination, prohibited in competition.
   In warm-up and other training areas, a running martingale may be used only with the rein of a snaffle bridle. Exception: running martingales are prohibited for horses entered in U.S. Dressage Festival of Champions, NAYC, their respective qualifying classes and selection trials. A running martingale consists of a divided strap attached to the girth or breastplate at the front of the horse's chest and with the extension of each strap connected from the point of division only to the rein on the same side. The reins must slide freely through the rings. The rings may not be incorporated into a neck strap.
5. Gadgets such as bearing reins, side reins, running reins, balancing reins and auxiliary reins. In the warm up and in classes gadgets such as bearing reins, side reins, running reins and balancing reins, are, under penalty of elimination, strictly forbidden. See DR121.20-21 for rules describing the use of side reins during lunging.
6. Breastplates and cruppers. A breastplate and/or crupper may be used. Exception: a breastplate is prohibited in U.S. Dressage Festival of Champions, NAYC and their respective Qualifying classes, and Selection Trials.
7. Neck straps. Neck straps of any material are not permitted in the warm up or in competition.
8. Fly hoods. Fly hoods (ear covers) that do not cover the horse's eyes can be used to protect horses from insects. Fly hoods may not be attached to the noseband. They should be discreet in color and design, and may have a promotional or manufacturer's logo that is in compliance with DR121.1.b.
   a. Fly hoods are permitted in the warm up and other training areas and for all classes.
   b. Fly hoods may be noise-cancelling in manufactured state but cannot be used with earplugs.
   c. If a tack inspection is performed after completion of the test, the rider or their representative is responsible for removing the fly hood and presenting it for inspection to the designated ring steward who will ensure that nothing prohibited has been added, such as ear plugs.
   d. Blinkers or goggles (with clear or tinted full eye cups) that cover the horse's eyes but do not obstruct the horse's vision are permitted in the warmup but are prohibited in the competition arena. Fly masks are forbidden in warmup, training areas and competition.
   e. Cooling caps (hoods) are prohibited in competition and warmup areas.

9. Ear plugs. Ear plugs and ear muffs are, under penalty of elimination, prohibited. Exception: Ear plugs are permitted at prize-giving ceremonies for horses competing at any level.
10. Body tape and body bands. The use of equine body tape (kinesiology tape) and resistive or elasticated body bands are prohibited on the show grounds.
11. Boots and bandages. Boots and bandages without magnets are permitted in the warm up and other training areas. In competition the use of any kind of boots or bandages that contact the horse's legs on or above the hairline at the coronet or tail bandages are under penalty of elimination, prohibited. Exception: leg bandages are allowed in Pas de Deux and Quadrille classes.
12. Shoes. Shoes, with or without clips, complete cuffs or partial cuffs, that are attached with nails or glue or wraps are permitted. No part of the cuffs or wraps may extend onto or above the hair line at the coronet. Wraps are also permitted without shoes.
13. Nose net. A nose net may be used in the warm up and in competition provided the entry is accompanied by a signed letter from the horse's veterinarian. A copy of this letter must be attached to each test or class sheet. The letter must be written on the veterinarian's stationary and clearly state that the horse has been diagnosed with head shaking syndrome and the syndrome is improved with the use of a nose net. A nose net is made of fine mesh material. It covers the horse's nostrils extending no higher than the noseband, no further to the sides than the cheekpieces and covers the nostrils but not the lips. No part of the nose net should encircle the horse's face.
14. Nasal strips, bit guards, and tongue ties are, under penalty of elimination, prohibited during exercise or in competition.
15. Mane, tail and body. Braiding of the horse's mane and tail is permitted. False tails are permitted, but a false tail may not contain any metal parts, except hooks. Decoration of the horse with extravagant items, such as ribbons, flowers or glitter in the mane, tail, or on the body, including hooves, is prohibited. Exception: A red ribbon in a horse's tail is permitted to identify a horse that kicks. Only standard horse colors that occur naturally on that horse may be added to affect the color of the mane, tail, or body. An existing wound or injury cannot be obscured.
16. Mouth. Any type of substance applied around the horse's mouth (i.e. marshmallow fluff or shaving cream) to imitate foaming is strictly prohibited under penalty of elimination.
17. Identification tags. One small identification tag, no larger than 1.5" diameter, may be attached to the horse's mane.
18. Whips. The length of the lash is included in measurements of the length of the whip.
    For schooling the rider while mounted is permitted to carry one whip that is no longer than 120 cm (47.2 inches) or 100 cm (39.4 inches) for FEI Pony Riders. One whip no longer than 120 cm (47.2 inches) may be carried in all classes except, under penalty of elimination, in USEF/USDF Championships. Please review the championship format for the U.S. Dressage Festival of Champions, available on the Federation's website, for specific rules for that competition and selection trials. Exception: Competitors riding side-saddle may carry a whip no longer than 120 cm (47.2 inches) in USEF/USDF Championships. One whip no longer than 120 cm (47.2 inches) may be carried in all qualifying classes (including NAYC) unless such use is otherwise prohibited by FEI or Federation rules or selection procedures for the classes. However, when a whip is permitted for FEI Pony Tests, the maximum length is 100 cm (39.4 inches). An adjustable-length whip may not be carried by a mounted rider. The use of one lungeing whip is permitted only when lungeing. There is no restriction on the length of whip permitted for working a horse in hand or on the lunge.
19. Numbers. All competitors must complete check-in at the show office and receive a show number, before schooling or riding on the show grounds. Failure to check in at the show office prior to schooling will result in the issuance of a Warning Card. Competition-assigned numbers, or the same number in a personal numbering format, must be worn and visible at all times when a horse is being hand-walked, exercised or ridden, under penalty of elimination. Each digit of a number must be a minimum of 1.5 inches in height and a minimum of 3/8 inches in width and cannot be obscured by the encasement/holder.
20. Lungeing. Longeurs must use a single lunge line that goes directly to the hand of the longeur and attaches to a halter, a lungeing cavesson, or the snaffle bit of the bridle (either on the same side as the handler or across the head or under/around the chin to the snaffle ring on the opposite side from the handler). A double bridle may not be worn while lungeing.

21. Single direct side reins, which are affixed to the bit and to the girth, saddle, or surcingle on the side of the horse (not between the legs), or double sliding side reins (triangle reins) are permitted only when lungeing (mounted or unmounted). Double sliding side reins may be attached to the saddle, surcingle and/or girth as pictured in Figure 121.11.

Driving and long lining are prohibited.

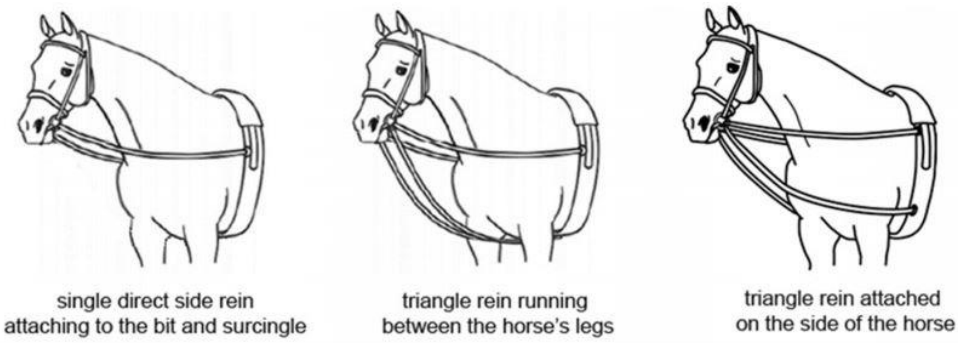

Figure 121.12: Side reins permitted during lungeing. Left to right: single direct side rein, triangle rein attached between the legs, and triangle rein attached on the side of the chest.

22. Dispensation/Classification Certificates. Athletes holding a Federation Dispensation/Classification Certificate may use special saddlery and equipment as specifically listed on their Certificate. Refer to DR 307-308 for a list of compensating aids and saddlery permitted for Para Dressage athletes.

23. Kicking chains. Kicking chains may be worn only in the stall. They shall be attached around the pastern and the free portion of the chain shall not exceed 25 cm in length. Each chain must swing freely and not be attached so as to have the effect of hobbles.

BOD 06/17/2025 Effective 12/1/2025

DR122 Execution and Judging of Tests

1. Calling Tests. All Federation Tests may be called during the competition except, under penalty of elimination, at any Final or Championship Event at which time all tests must be ridden from memory. If test is announced, it is the responsibility of the competitor to arrange for a person to announce the test. Unless an exception is made by the judge, the announcing of the test must start with the first movement. Lateness and errors in announcing the ride will not relieve the rider from “error penalties”. Announcing the tests is limited to reading the movement as it is written once only. However, the repetition of reading of a movement is acceptable if there is reason to doubt that the rider heard the original call. Calling of these tests in a foreign language must receive prior consent of the show committee and the Ground Jury. A competition cannot require competitors to use callers employed by the competition management. All FEI Tests (including FEI Junior Tests), the USEF Test for Four-Year Old Horses, the USEF Developing Horse Prix St. Georges Test, the USEF Developing Horse Grand Prix Test and all Freestyle Rides must be ridden from memory. FEI Para Dressage tests must be ridden from memory unless an exemption is listed on the rider’s Dispensation/Classification Certificate. In all tests, all movements must follow the order laid down in the test.
2. Salute. At the salute riders must take the reins in one hand. All riders shall let one arm drop loosely along their body and then incline their head in a slight bow. The military salute is only permissible when riding in uniform.
3. Voice. The use of the voice or other intentional audio aids in any way whatsoever or clicking the tongue once or repeatedly is a serious fault involving the deduction of two marks from those that would otherwise have been awarded for the movement where this occurred. In movements with a coefficient, judges must deduct only one mark so that the final mark, after the coefficient is applied, is deducted by two versus four points.

4. See DR310 for specific rules for individuals holding a Federation Dispensation/Classification Certificate.
5. Errors.
   a. When a competitor makes an “error of the course” or error of test/execution (takes the wrong turn, omits a movement, etc.) the President of the Jury warns them by sounding the bell. The President shows the competitor if necessary the point at which they must take up the test again and the next movement to be executed then leaves the competitor to continue by themselves. However, in some cases when, although the competitor makes an “error of the course” or error of test/execution, the sounding of the bell would unnecessarily impede the fluency of the performance for instance if the competitor makes a transition from medium trot to collected walk at V instead of at K or cantering up the center line from A makes a pirouette at D instead of at L it is up to the President to decide whether to sound the bell or not. However, if the bell is not sounded at an error of course, or error of test/execution in which the movement, or a requirement of the movement, is repeated and the error occurs again, only one error is recorded. If a rider performs in a rising trot when a sitting trot is required, or vice versa, the bell must be sounded and the rider warned that this is an error that accumulates if repeated, leading to elimination at the third occurrence. Exception: The bell is not sounded for errors in Freestyles.
   b. In National tests, every “error of the course” or error of test/execution whether the bell is sounded or not, must be penalized, except as noted above:
      1. the first time by 2 points;
      2. the second time by 4 points;
      3. the third time the competitor is eliminated. However, at the discretion of the judge, the rider may continue to finish the test. If the competitor’s continued presence in the ring is about to interfere with the start of the next scheduled ride, then the judge must excuse them from the ring.
   c. In FEI tests (except those listed under “c.3” and “d” below), every “error of the course” or error of test/execution whether the bell is sounded or not, must be penalized, except as noted above:
      1. the first time by 2 percentage points from the total score received;
      2. the second time by elimination; However, at the discretion of the judge, the rider may continue to finish the test. If the competitor’s continued presence in the ring is about to interfere with the start of the next scheduled ride, then the judge must excuse them from the ring;
      3. for FEI Para Dressage tests, refer to the test sheets for the calculation of errors. See also DR309.2.
   d. For USEF and FEI Young Horse tests, and FEI Children, Pony Riders and Junior tests, the deduction for an error of course or error of test/execution shall be:
      1. First error: -0.5% (1/2 percentage point) from total score received;
      2. Second error: -1.0% (one percentage point) from total score received;
      3. Third error: Elimination.
   e. For FEI Level and USDF Freestyle tests, two points will be deducted for each error, however they are not cumulative and will not result in elimination.
   f. When the competitor makes an “error of the test/execution” (trots rising instead of sitting; at the salute does not take the reins in one hand, etc.) they must be penalized as for an “error of the course”. In principle, a competitor is not allowed to repeat a movement of the test unless the President of the Jury decided on an error of course or error of test/execution (rings the bell). If, however, the rider has started the execution of a movement and attempts to do the same movement again, the judge(s) must consider the first movement shown only and, at the same time penalize for an error of course.
   g. If the Jury has not noted an error the competitor has the benefit of the doubt.
   h. The decision as to whether or not an error of course or error of test/execution has been made will be that of the judge at C. The other judges’ scores will be adapted accordingly upon approval of the judge at C.
   i. The penalty points are deducted on each judge’s sheet from the total points obtained by the competitor.
   j. Other Penalties (Technical Faults). Beginning December 1, 2026:

      1. For all national tests and levels, all of the following are considered (technical faults), and 0.5% (zero point five percentage points) will be deducted per (fault) by each judge. These deductions are not cumulative and will not result in elimination (including for Freestyle tests) except as noted below. It is the responsibility of the Judge at C to decide whether a penalty should be applied and the other judges’ sheets should be marked accordingly to ensure consistency.

i. For Freestyle classes, entering the arena after more than thirty (30) seconds of music but within ninety (90) seconds;
ii. If the Freestyle test is longer or shorter than stipulated on the test sheet, zero point five percentage points (0.5%) will be deducted from the total artistic score; for other technical faults 0.5% (zero point five percentage points) will be deducted per fault from the technical score.
iii. Athletes not taking the reins in one (1) hand at the salute.

2. Please review the championship format for the U.S. Dressage Festival of Champions, available on the Federation's website, for specific rules for that competition.

k. Judges may not mark or deduct points for an error for any reason other than as described in DR122.5; i.e. dress code violations (DR120) cannot be penalized by an error.

l. If the Freestyle test is longer or shorter than the stipulated time on the test sheet, zero point five percent (0.5%) will be deducted from the total artistic score.

6. Lameness. In the case of marked lameness the judge or President of the Jury informs the competitor that they are eliminated. There is no appeal against the decision.

7. Judging a test.

a. The mark for each movement should first establish the fact of whether the movement is marginal (5 or below) or higher. The judge should state the reason for their judgment, at least when giving marks of 6.5 and below.
b. Accuracy is always a factor. If the inaccuracy avoids the difficulty of the movement, i.e., a larger circle avoids the difficulty of a 10 meter circle, it will be penalized more heavily. In a movement which must be carried out at a certain point of the arena it should be done at the moment when the competitor's body is above this point, except in transitions where the horse approaches the letter from a line diagonal or perpendicular to the point where the letter is positioned. In this case, the transition must be done when the horse's nose reaches the track at the letter so that the horse is straight in the transition. This includes the execution of flying changes.
c. If a problem appears once it may be treated lightly by the judge; if it appears successively the judge will score it more harshly each time, i.e., nodding, stumbling, shying, etc.
d. Grinding of the teeth and wringing of the tail are signs of tenseness or resistance on the part of the horse and should be considered in the marks for each movement where they appear, as well as in the Collective Marks. Horses which get their tongues over the bit or perform with an open mouth shall be marked down.
e. The levels of dressage are offered as a means of evaluating a horse that is changing. The purpose of each test is printed on the cover and the horse shall be considered in light of the degree of training it should have achieved to be shown at that level.
f. In the case of a fall of horse and/or rider the competitor will be eliminated. A competitor is considered to have fallen when they are separated from the horse in such a way as to necessitate remounting or vaulting into the saddle. A horse is considered to have fallen when at the same time both its shoulder and quarters have touched the ground.
g. If the horse leaves the arena with or without the rider (all four feet outside the fence or line marking the arena perimeter) between the beginning and end of the test, the competitor is eliminated. Leaving the arena at the end of a test at any place other than "A" shall be penalized by elimination, except in cases where the arena conditions don't allow for exit at "A" or where the rider loses control while on a loose rein.
h. A test begins with the entry at A and ends after the final salute, as soon as the horse moves forward. In a Freestyle, any movements performed before the first halt will not be scored, however the quality and obedience before the halt will be judged. Except for leaving the arena as described above in 7.g, and for non-permitted movements shown in a freestyle test, anything before the beginning or after the end of the test has no effect on the marks. The competitor must leave the arena in the way prescribed in the test; however, in Federation Training through Fourth Level tests, the competitor must leave the arena at "A" at a walk, on long or loose rein.

i. In the event that the horse starts to defecate or urinate, after the judge rang the bell, but before the start of the test, the clock will be stopped until the Horse is ready to continue at which point the clock will be restarted.
j. Horses which enter the arena with their tongues tied down shall be eliminated.
k. The judge may stop a test and/or allow a competitor to restart a test from the beginning or from any appropriate point in the test if, in their discretion, some unusual circumstance has occurred to interrupt a test. Time-outs, as defined in GR833, are not permitted in the Dressage division.
l. After the sound of the bell, the competitor should enter the arena at A as soon as possible. Exceeding 45 seconds before entering the arena after the bell has sounded will entail elimination. In the Freestyle, the rider has 45 seconds to signal to start the music; however, exceeding 75 seconds before entering the arena after the bell has sounded will entail elimination. No competitor can be required to ride prior to their scheduled time except as required in GR830.
m. Any resistance which prevents the continuation of the test longer than 20 seconds is punished by elimination. However, resistance that may endanger the rider, horse, judges or the public will result in elimination for safety reasons earlier than within twenty (20) seconds.
n. In classes where it is prohibited to carry a whip, as soon as a whip is noticed, the judge at "C" must immediately inform the rider that they are eliminated. The rider may elect either to leave the arena or continue the test without the whip.
o. All movements and certain transitions from one to another which have to be marked by the judge(s) are numbered on the judge's sheets. They are marked 0 to 10, 0 being the lowest mark and 10 being the highest.

8. The scale of marks is as follows:

10	Excellent	4	Insufficient
9	Very Good	3	Fairly Bad
8	Good	2	Bad
7	Fairly Good	1	Very Bad
6	Satisfactory	0	Not executed
5	Marginal		

All half marks from 0.5-9.5 may also be used both for movements and collective marks, at the discretion of the judge, and scores given must be recorded with a decimal (i.e., as 6.0 instead of 6).

9. "Not executed" means that practically nothing of the required movement has been performed. Freestyle tests, half marks may be used for technical mark and .1 decimals may be used for the artistic marks. In tests for Young Horses, decimals to .1 may be used. In tests for seven (7) year old Horses decimals to .1 may be used in the marking sheet for quality of paces. In tests for Children decimals to .1 may be used in the marking sheet for quality of riding. Collective marks are awarded (from 0 to 10) after the competitor has finished their performance for USEF, USDF, and FEI Dressage Tests. The collective marks as well as certain difficult and/or infrequently repeated movements can be given a co-efficient which is fixed by the USDF, the Federation (USEF) Dressage Sport Committee or the Bureau of the FEI for their respective tests.
10. Unauthorized Assistance is forbidden under penalty of elimination. Any intervention by a third party, including members of the Jury, with the object of facilitating the task of the competitor, including voice, signals, remounting, catching a horse inside the ring, etc., is illegal assistance. Except in the case of an error, any outside assistance provided by or authorized by a member of the Jury will result in elimination. A member of the Jury may not discuss a ride with a competitor before the bell or after the final salute. Use of any kind of noisemaking devices or equipment including "clickers" is considered unauthorized assistance and shall be penalized by elimination.
11. The execution of the tests is not timed, except for the Freestyle Test. The time shown on the Judges' sheet is for information only.
12. The FEI has published "Directives for Assessing the Degree of Difficulty in a Freestyle Test" and "Directives for International Dressage Competitions for 5, 6, and 7-year old horses". These documents have information

on the judging of Freestyle and Young Horse tests and both are available from the Federation upon request or on the Federation website.

13. For FEI Tests for 4, 5 and 6-year old horses, and the USEF test for 4-year old horses, the judges must sit together at “C”. Individual movements are not judged. The judges must fill out one Marking Sheet with general comments and marks at the end of the test. For Young Horse qualifying classes, competition management is encouraged to provide a microphone for the judges so that a short summary may be given to the audience after each ride. FEI guidelines for judging shall be followed. Tests must be ridden from memory.
14. For FEI Tests for 4, 5, and 6-year old horses, and the USEF test for 4-year old horses, Young Horses must be permitted to enter the arena for familiarization, before the bell is rung. Riders may either start the test inside the area or go outside before starting the test.
15. For FEI Dressage Tests for 7 Year old Horses: Each of the two FEI Tests for 7 Year Old Horses has two marking sheets, a technical test (titled Test and Technical Marking Sheet) and a young horse evaluation (titled Quality Marking Sheet). The FEI Tests for 7 Year Old Horses must be judged by Senior ‘S’ or FEI judges.
16. Placement of Judges for FEI Tests for 7 year Old Horses: One Judge – Judge at C uses the Technical Marking Sheet; Two Judges – Judge at C uses only the Technical Marking Sheet; Judge at B or E uses only the Quality Marking Sheet; or Three Judges - Judge at C uses only the Technical Marking Sheet; two judges sitting together at either B or E use only the Quality Marking Sheet. The FEI Tests for 7 Year Old Horses cannot be offered in a Young Horse Test of Choice (TOC) class. The test must be offered in a separate class that is limited to FEI Tests for 7 Year Old Horses. When more than one judge officiates, the technical score and the quality score shall be weighted each with 50% towards the final score.
17. For FEI Tests for 7 Year Old Horses, Competition Management is encouraged to provide a microphone only for judges responsible for the Quality Test so that they may give a short summary after each ride. Tests must be ridden from memory.
18. Placement of Judges for the FEI Children Classes: For FEI Children Preliminary B Test and for national level competitions offering a non-qualifying FEI Children Test(s), competitions may use one, two, or three judges:
    a. One Judge: Judge at C uses only the Technical Marking Sheet. The Quality Marking Sheet will not be used or filled out by the judge.
    b. Two Judges: Judge at C uses only the Technical Marking Sheet. The Judge at B or E uses only the Quality Marking Sheet. The technical score and the quality score shall be weighted each with 50% towards the final score.
    c. Three Judges: Judge at C uses only the Technical Marking Sheet; two judges sitting together at B or E use only the Quality Marking Sheet. The technical score and the quality score shall be weighted each with 50% towards the final score.
    d. To include this test as an FEI Test of Choice (TOC) class where only one judge presides, only the Technical Marking Sheet can be used. If two or three judges preside over the FEI Children Tests, they must be offered separately in TOC class that is limited to FEI Children Tests (i.e., separate placing and awards must be offered due to different judging conditions).
    e. Please note that one single judge cannot complete both the technical and quality marking components of the FEI Children tests for either National or CDI-Ch competition. When only one judge, they must be at C and use only the Technical Marking Sheet. The Quality Marking Sheet will only be used when one or two judges also officiate at B or E.
    f. For USEF/NAYC Qualifying Competitions, refer to qualifying criteria and Federation memorandum.

DR123 Scoring, Classification and Prize-Giving

1. After each performance and after each judge has given their Collective Marks which must be done with due consideration, and signed the test, the judges’ sheets pass into the hands of the scorers. Scores and comments must be written in ink. Any corrected score must be initialed by the judge having made the correction. The marks are multiplied by the corresponding co-efficients where applicable and then totaled. Penalty points incurred for errors in the execution of the test are then deducted on each judge’s sheet. In Children classes and classes for 7-Year-Old Horses, penalty percentage points must be deducted from both

technical judges' and quality judges' score sheets. Scores and comments may also be recorded electronically, and must be signed either electronically, or by hand, by the judge(s) for the test or class, before being tabulated.

2. The total score for the classification is obtained by adding the total points and determining the percentage score. With more than one judge, the percentage score is determined by adding the sum total points earned from all judges and dividing by the total available points. For FEI tests, penalty percentage points for errors of course, errors of test/execution, and technical faults are deducted from the total score (per Judge). If there are two or more judges, the points awarded by each judge will be published separately in addition to the total score. Total results and scores (to include technical, artistic or quality % scores) must be published in marks as well as in percentages with numbers to three places after the decimal point. Numbers of five (5) and above are rounded up (eg. 63.4555% = 63.456%). Scores must be posted on a public scoreboard as soon as possible after each ride. The public scoreboard may be in either paper or electronic format. Scores may be sent electronically (e.g. via text) to competitors and/or posted via the internet. The name of each judge must be posted along with the position where they are sitting. When multiple judges officiate from different positions, scores must be posted in the following order: E, H, C, M, B.
3. Individual Classification. In all competitions the highest ranked competitor is the one having the highest percentage, the second placed competitor is the one with the next highest percentage, and so on. In case of equality of percentages the competitor with the highest total marks received under Collective Marks shall be declared the highest ranked. When the scores for Collective Marks are equal after coefficients have been applied, the horses must remain tied. Exceptions: (1) For Young Horse classes, the marks for "Submission" and "Perspective"/"General Impression" must be combined and divided by two in order to break the tie. If still equal, the "Submission" mark would decide. (2) For FEI Children classes: In case of equality of percentages, the competitor with the higher "technical" mark will be ranked highest. If still tied, the highest total median score of the Technical Judges will decide the placing. Errors on a test may not be used to break ties. Final results for each class must be posted as soon as possible after the class is completed and all results must include total points and percentages, eliminated horses, and the placing of each horse that receives an award. Percentages must be carried out to the third place after the decimal point with numbers of five (5) and above rounded up (eg. 63.4555% = 63.456%). If a competitor withdraws (scratches) prior to a class or is excused, eliminated or a "no show" prior to or during the performance of a test, the words "scratched", "excused", "eliminated", or "no show" or abbreviations of each, must appear after the competitor's name in the result sheet. Competitors may not "withdraw" or "scratch" after the final salute of a test. Only the judge at "C" may give permission to withdraw during a test. Competition Management has no authority to grant permission for a rider to withdraw or scratch during or after a test. The published final results may be in paper or electronic format and must remain posted throughout the entire competition. Scores may be sent electronically (e.g. via text) to competitors and/or posted via the internet. The name of each judge must be posted along with the position where they are sitting. When multiple judges officiate from different positions, scores must be posted in the following order: E, H, C, M, B.
4. Electronic scoreboards are permitted, however, when multiple judges officiate in a class, scores from other judges must not be visible to the judges of the same class. Scoreboards that show a running score (total average percentage) and open scoring (average marks per movement for all judges) to the audience are encouraged. However, in classes with multiple judges, electronic scoreboards must not be placed where any judge in the class can see the running scores or open score format. The movement marks of each individual judge may only be shown to the public, not to the judges. Scoreboards that display only the final scores after each horse has finished its test are permitted and may be visible to the judges.
5. Printed provisional scores from previous tests should not be provided to the judges during an ongoing class.
6. Total scores and marks for each movement may be published by competition management, however, complete scoresheets or judge's comments are considered private and shall not be published.
7. In a USEF/USDF Championship class, the horse must obtain 57% or better to be named Champion or Reserve Champion. When either or both the first or second placed horse does not receive a score of 57% or better, the horse(s) will receive non-championship ribbons only. The awards ceremony for the class will still be held, with all horses that placed in the class participating and all other horses receiving normal championship awards.

8. Video tape or any other kind of digital/electronic media replay may not be used to dispute a judge's decision.
9. When the total of the scores for General Impressions is equal, ties in classes which involve prize money shall remain tied for the purpose of dividing prize money.
10. A judge is free to leave when all scores from their class(es) are totaled.
11. If a mathematical error on the scoresheet is discovered, it must be brought to the attention of competition management within 1 hour of the official posting of the scores from the last class of that competition day. Competition Management must announce said posting, and must make test sheets available to competitors immediately. If scoresheets are only made available after the competition day by electronic methods, management must extend the deadline for reporting of mathematical errors to 24 hours from time of distribution. Scores will be corrected but class placements will not change.
12. After the awards for a class have been presented, the judge's score sheet should be given to the competitor. The score sheet must be provided directly to the competitor or their representative. Privacy must be maintained. Score sheets may be provided electronically to the competitor, but they shall, upon request, also be provided with a printed copy.
13. Participation in prize-giving (awards) ceremonies by placed rider/horse combinations may be mandatory and failure to participate may result in loss of prizes and prize money at the discretion of Competition Management. Specific requirements and penalties for failure to participate in prize-giving ceremonies must be announced in the prize list. It is recommended that dress and saddlery for ceremonies be the same as in the competition, but that dark or white leg bandages or boots are also allowed. Bell boots are permitted. Rosettes should be placed on the horses' bridles prior to the ceremony. The judge at "C" should be invited to participate in the prize-giving. Competition Management is responsible for the safe conduct of ceremonies and must excuse any horse that threatens the safety of participants. At all times when horses are grouped together, riders and/or grooms are responsible for their actions. Carelessness or irresponsible behavior may result in possible penalties under Federation rules.
14. It is recommended that scorers may not be a competitor, or an owner, coach, trainer or family member of a competitor/horse in the class(es) in which they are scoring.

DR124 Elimination

1. In the Dressage division "disqualification", as defined in GR117, includes elimination, except for designated qualifying classes for regional or national championships where scores may be disqualified for championship qualifying purposes and the entry may retain the scores for class ranking and reporting purposes.
2. Horse and rider combinations shall be eliminated from the competition (for .a, .f and .i, below) or from the current or next class depending on which is closest to the time the incident occurred (for all others), under the following circumstances:
   a. Misrepresentation of entry or inappropriate entry (GR907 and DR119);
   b. Elimination by the judge at "C" for dress code violations inside the competition ring is mandatory (DR120).
   c. Use of illegal equipment (DR121);
   d. Unauthorized assistance (DR122);
   e. Errors of the course and/or test as specified in DR122;
   f. Horse's tongue tied down (DR122);
   g. Late entry into the arena (DR122);
   h. All four feet of the horse leave the arena with or without rider (DR122);
   i. Cruelty (GR838);
   j. Marked lameness (DR122);
   k. Resistance of longer than 20 seconds (DR122);
   l. Concern for the safety of rider, other exhibitors or their entries (GR1032.11 and .12);
   m. Evidence of blood on a horse in the competition arena shall be cause for elimination from the class by the judge at "C". Evidence of blood on a horse outside the competition arena shall be cause for elimination by competition management, after consultation with the technical delegate, from either the last class in which the horse competed or next class in which it is scheduled to compete, depending on which is closest to

the time the incident occurred. Environmental causes such as insect bites shall normally not be cause for elimination;

n. Failure to wear competitor number (DR121.18 and GR801.10);
o. Fall of horse and/or rider (DR122.7(f));
p. Any situation where a direct rule violation can be cited. Where a violation cannot be cited, a competitor is not eliminated.

3. When a judge suspects a violation or ineligibility listed under any GR or DR rule, in particular DR120, DR121, DR122 or DR124, the judge must request, as soon as possible, that the ring steward and/or TD investigate the possible infraction.
4. Horses may enter no more than two consecutive levels, Freestyle levels included (see DR119.2-3). If, due to management or other error, a horse competes in more than two consecutive levels at a competition, the level(s) competed in first that are in compliance with DR119 will be counted for scores and awards. Levels competed in subsequently that are outside the two consecutive level requirement will entail elimination and awards for those classes must be returned.
5. Except as noted below, only the Judge at “C” may eliminate a competitor for a rule violation listed under DR120 or DR122, only from the test in question, and (except for late entry into the arena) only after the competitor has entered the arena. Members of the Ground Jury have no authority to eliminate under any other circumstances, except during a class or test, the Judge at “C” has the authority to eliminate for use of illegal equipment, non-compliance with protective headgear rules, not wearing a number, cruelty and abuse or leaving the arena without the judges’ permission. Authority for rule enforcement outside the competition ring rests solely with the Show Committee (see General Rules, GR1217). Competition Management/Show Committee has the authority to eliminate for use of illegal equipment or violations of protective headgear rules during a test that is discovered after the competitor has left the arena. Competition Management also has the authority to eliminate entries and/or remove individuals from the competition grounds for violations of protective headgear rules as described in DR120 and GR801.

DR125 Competition Licensing and Officials

1. Organizers of Dressage Competitions must comply with current Federation and USDF competition licensing requirements and must apply directly to the Federation for both USDF competition recognition and Federation licensing.
2. Management definitions and duties:
   a. The competition manager is responsible for knowledge of and compliance with all GR and DR rules that apply to Dressage Competitions, in particular GR12, and DR126. Eligibility is determined by GR1202 and the Dressage Levels Chart (DR126.4). The competition manager is responsible for conducting the competition in accordance with Federation rules (and FEI rules, if applicable). Co-managers have the same requirements and responsibilities as listed in this rule. Managers and co-managers must be listed in Federation competition records and in the prize list and provide eligibility to manage competitions at Levels 3-5. During competition hours, at least one manager or co-manager must be physically present on the competition grounds throughout each licensed day.
   b. The competition secretary is responsible for knowledge of and compliance with all GR and DR rules that apply to Dressage Competitions, in particular GR12, and DR126. Eligibility is determined by GR1203 and the Dressage Levels Chart (DR126.4). The competition secretary is responsible for performing assigned duties in accordance with Federation rules (and FEI rules, if applicable). Co-secretaries have the same requirements and responsibilities as listed in this rule. Secretaries and co-secretaries must be listed in Federation competition records and in the prize list and provide eligibility to secretary competitions at Levels 3-5. During competition hours, at least one secretary or co-secretary must be physically present on the competition grounds throughout each licensed day.
   c. Assistant managers and assistant secretaries may be enlisted but have no specific duties outlined in Federation rules. Their duties are assigned by managers and secretaries according to the needs and may vary from one competition to another. The positions of assistant manager or assistant secretary do not qualify individuals to manage or secretary competitions at Levels 3-5.

d. The competition manager and secretary of Federation- licensed/USDF-recognized competitions must be current USDF Participating or Group members in good standing at the time competition recognition is granted and on the date of the competition. This requirement also applies to co-managers and co-secretaries but not assistants.

3. Ground Jury. The invited judges compose the Ground Jury and must be selected from the current Roster of Recognized Dressage judges.
4. A Technical Delegate must be selected from the current Roster of Dressage Technical Delegates to officiate at all Dressage competitions, Regular and Local Competitions offering "open" Dressage Division classes (i.e., classes which are not limited to certain breeds), and breed restricted classes above Fourth Level at Breed Restricted Competitions. (Exception: A C2 Steward may officiate through Fourth Level of breed restricted Dressage classes at Licensed Breed Restricted Competitions and a dually licensed C2 Steward/Dressage Technical Delegate may officiate for any level Dressage class, Open or breed restricted, at Licensed Breed Restricted Competition.) All Open Dressage classes must be completed prior to the start of any other classes. When a dually licensed C2 Steward/Dressage Technical Delegate is officiating, the Open Dressage classes must be their sole responsibility until those classes are complete. At breed and multi-breed competitions, if there are additional non-Open Dressage classes occurring at the same time as the Open Dressage classes, a separate Dressage Technical Delegate must officiate for the Open Dressage classes. Horses competing in Open Dressage classes may not compete in any other divisions or classes on the same day(s) and are subject to all DR Chapter rules from the time of their arrival until the end of competition day. A Registered Dressage Technical Delegate must officiate at Level 4 and Level 5 Dressage Competitions. A Recorded Dressage Technical Delegate may officiate as the assistant to the Registered Technical Delegate(s) at Level 4 and Level 5 Dressage Competitions, and may officiate alone at Levels 1-3 Dressage Competitions. At least one Dressage Technical Delegate, who is officiating at the competition as a Dressage Technical Delegate, must be present on the show grounds for the Jog at an FEI licensed Dressage Event.
5. Veterinarians.
   a. Every Dressage Competition must have a qualified veterinarian present throughout the competition if the number of horses competing the previous year is 250 horses or higher. Exception: All USEF/USDF Regional Championships must have a veterinarian present on the grounds throughout the competition regardless of the number of horses competing. In the year after a competition has hosted a USEF/USDF Regional Championship, a veterinarian will be required to be present only if 250 or more horses competed the year prior to hosting the championship.
   b. Level 4 and Level 5 Dressage Competitions must have a veterinarian present on the grounds throughout the competition regardless of the number of horses competing.
   c. For purposes of this rule, the veterinarian must be present on the grounds designated for the Dressage Competition per DR126.1.

BOD 06/17/2025 Effective 12/1/2025

DR126 Requirements for Dressage Competition Management

1. Designated competition grounds, exercise, and training areas. Horses may only be exercised and ridden in management-designated areas on the competition grounds. Management must post a map in the show office outlining the "designated competition grounds" where horses may be ridden and exercised. Any restricted areas must also be noted. Under no circumstance is it allowed to school horses in the stables.
2. The following requirements apply to all Levels 1-5 of Dressage Competitions, except where noted. Specific requirements for specific levels of competitions are listed under .2, below.
   a. Competition Levels, Divisions and Classes.
      1. The competition Level and all classes must be listed in the prize list.
      2. When permitted by the rules or special criteria, classes may be divided into separate divisions or sections based on qualifications, age or other eligibility of horses or riders.
      3. Divisions or sections of a class are considered to be a separate "class" only if listed as such in the prize list. Divisions or sections of a class may be held in different rings and judged by different judges.

When divisions or sections are held under different conditions (i.e, different ring or judges), separate awards must be given.

4. Where more than 25 entries are accepted for a particular class the class must be divided into separate divisions for awards purposes. USEF/USDF and other regional or local championship classes and U.S. Dressage Festival of Champions, NAYC, their respective qualifying classes and selection trials cannot be split.
5. When entries warrant competitions are encouraged to split classes into separate divisions, and to provide separate awards, for Open riders, Adult Amateurs, Junior/Young Riders or other divisions. Horses may be ridden only once in any class, including separate divisions or sections of the same class. See DR119.1.

b. Competition Schedule.
   1. A tentative class schedule must be included in the prize list.
   2. Organizers must prepare a time schedule including all rides. If possible, competitors should be notified of their riding times prior to arrival at the competition.
   3. The time schedule must be posted in electronic format and/or in an area where social distancing can be adhered to by noon the day before the competition. The method to be utilized for posting the time schedule must be printed in the prize list. Ride times may not be changed after noon the day before the start of the entire competition, except in compliance with GR830.5. Competitions may reserve the right to fill a competitor's subsequent ride times if that competitor fails to notify the competition secretary of their intention to scratch (i.e. is a "no show").
   4. Dressage classes must be run in their entirety and rides may only be scheduled out of sequence to allow a reasonable interval between two or more horses entered by the same rider in the same class or in different classes. Also, when preparing a time schedule consideration must be given to riders entered in more than one class or riding more than one horse. At least 50 minutes must be scheduled between start times for a rider's tests on different horses and at least 25 minutes scheduled between start times for a rider on the same horse unless they have agreed, in writing, to a shorter interval between tests. Time intervals should be allowed between rides for judge's breaks and awards presentations.
   5. If Grand Prix Freestyle and/or Grand Prix Special classes are offered at a competition, at least one Grand Prix class must be offered and scheduled prior to the Freestyle and the Special (i.e., only one Grand Prix is required to be offered and scheduled prior to the Freestyle and Special in a multi-day competition).
   6. If a competitor cannot show due to a change in the day a competitor must ride, their entry fees must be refunded.

c. Arena Specifications.
   1. The arena should be on as flat and as level ground as possible. It is recommended that the difference in elevation across the diagonal or along the length of the arena shall not exceed 0.60 meters. It is recommended that the difference in elevation along the short side of the arena shall not exceed 0.20 meters.
   2. The Standard Arena is 60 meters long and 20 meters wide. The Small Arena is 40 meters long and 20 meters wide. Arena measurements are for the interior of the enclosure.
   3. The enclosure itself must consist of a low fence about 0.3 meters high and must be completely enclosed, except for the entrance at "A". The width of the entrance must be at least two meters and no greater than four meters.
   4. The fence should be such to prevent the horse's hooves from becoming entangled and arena stakes, if used, must be covered with a ball or similar object so as to prevent injury. Rope, concrete or unbreakable chain fencing is not allowed.
   5. The part of the fence at A should be easy to remove to let the competitors in and out of the arena in a suitable way. The part of the fence at A can remain open except each Federation/USDF Regional Championship may elect to close the gate for championship classes. Decisions to either close the gate or leave it open must be consistent for all championship classes in that competition. Each Federation/USDF Regional Championship competition management must publish in its official prize

list if the gate will be closed in championship classes. The gate must be closed for Federation/USDF National Championship and Federation National Championship classes.

6. Except for the letter “A”, the letters outside the enclosure should be placed about 0.5 meters from the fence and clearly marked. So that the judges can note the exact point on the track opposite each letter, it is compulsory to place a marker on the fence itself, level with and in addition to the letter concerned. It is not permitted to place the letters on the arena fence, however, one-sided (flat) letters may be placed on the wall of an indoor arena when such an arena is permitted under (7) through (9) below. The letter A should be placed at least five meters away from the arena.
7. No publicity is permitted anywhere on the dressage arena fence except in Level 5 classes at Level 5 competitions. It is permissible to decorate the letters with flowers or greenery to enhance the appearance of the arena, however, letters must be visible from all sides at Level 3-5 competitions.
8. It is recommended that arenas be separated from the public (people, horses and other activities) by a distance of not less than 15 meters, with a minimum allowed distance at any point around the arena of 3 meters. For indoor competitions, the recommended minimum distance from the public is 3 meters, with a minimum allowed distance at any point around the arena of 1.5 meters. For Level 1 and Level 2 competitions, where tall solid walls preclude public access or visibility, arenas are exempt from this requirement. Indoor and outdoor arenas must be separated by a minimum of 5 meters at Level 3-5 competitions and 2 meters at Level 1-2 competitions.
9. Where severe inclement weather threatens to disrupt participation in the competition due to concerns for footing or safety, Level 3-5 competitions are permitted to follow the same arena specifications as for Level 1-2 competitions as in #8, above.
10. A modified arena is one that is not exactly 20x60 meters or 20x40 meters, as required for the particular level and test. Use of a modified arena is permitted only for Level 1-2 competitions and only when the dimensions of the arena to be used are clearly specified in the prize list. When a modified arena is used, it must not be shortened more than five meters in length or more than two meters in width. Arenas must never be shortened between M,F,H and K, and their respective corners. However, for all competition levels, USEF/USDF Qualifying classes and Championships, USEF Festival of Champions classes and their qualifiers, selection trials and Freestyle classes must be held in an unmodified standard size arena
11. Entry and exit must be at “A” for Level 3, 4, and 5 competitions. For Level 2 competitions: If competitors enter and exit at any location other than “A”, the arena fence must be completely closed for the duration of the ride.
12. For all classes or tests, excluding Materiale and Equitation, where the arena size is optional or may be modified, the size must be stated in the prize list.
13. The following tests and classes must be held in a Standard Arena:
    a. First Level Dressage tests and above, FEI Dressage tests; and musical freestyles, except those tests written for a small arena.
    b. USEF/USDF Qualifying and Championship Classes at all levels.

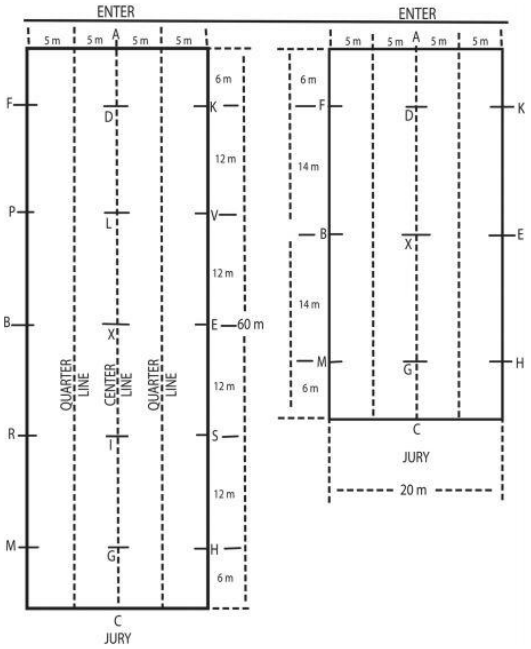

14. At the discretion of competition management, all tests for Para Dressage may be ridden in a Standard arena. (Exception: Grade I - III freestyle tests must be held in a small arena. Grade IV - V freestyle tests must be held in a standard arena.) The arena sizes to be used must be indicated in the prize list. For the USEF National Para Dressage Championships and Para Dressage Selection Trials, all tests for Grades I - III must be ridden in a small arena and Grades IV - V must be ridden in a standard size arena.

d. Footing Maintenance.
   1. Competition management must make every effort to provide the best possible footing in competition and schooling areas.
   2. Provisions should be made (by having on hand proper equipment and scheduling sufficient breaks in the schedule) to maintain throughout the competition the footing in all riding areas by dragging, watering and, if necessary, raking.

e. Location of Judges.
   1. If there is only one judge, they are preferably placed a maximum of five meters and minimum of three meters from the end of the arena and must be opposite the letter C. Except in Young Horse Tests, when two judges are used one is placed at C and the other at B or E, preferably a maximum of five meters and minimum of three meters opposite the letter. When three judges are used, one is placed at C, the second at B or E, and the third must be placed at the end of the arena on a line with the judge at C and 2.5 meters in from the edge of the long side of the arena at H or M (If the second judge is at B, the third should be at H and vice versa). If this is not possible, judges should be placed at the end of the arena, one at C, one 2.5 meters in from the long side of the arena at M, and the other 2.5 meters from the long side of the arena at H.
   2. At indoor competitions, judges must be placed a minimum of 3 meters from the arena, unless modifications are permitted by application to the Federation Dressage Sport Committee.
   3. Except in Young Horse tests a separate enclosure (booth, tent, trailer) or platform for indoor classes must be provided for each judge.
   4. Each judges booth or platform must be raised at least 0.5 meters (20 inches), for Freestyle Tests possibly a little higher above the ground to give the Judge(s) a good view of the ring.
   5. The booth/hut/platform must be large enough to accommodate three people except that the booth at C must accommodate four people for Young Horse Championship classes.
   6. Judges' booths placed at E and B must be equipped with side windows.
   7. Judge booths or platforms must be separated from other arenas by a minimum distance of 3 meters.

8. The jury for the FEI Dressage Tests for 4, 5, and 6-year-old horses and USEF Dressage Test for 4-year old horses must be seated together at “C” and may comprise a maximum of three judges. (Exception: See Selection Procedures for the USEF National Championships for Young Horses for the number and placement of judges in the Young Horse championship competition.) The number and placement of judges in classes and championships for FEI 7-year-old horses must be as described in DR122.14-.15 or, if applicable, the Selection Procedures for the World Breeding Championships for 7-year-old horses. See DR122.17 for placement of Judges for the FEI Children Classes.

f. Judges and Technical Delegates.
   1. No judge shall be required to officiate longer than 8 hours (actual judging time) in one day, unless the judge has agreed in writing, and cannot be required to be on the competition grounds longer than 10 hours.
   2. Judges must be given at least a 45-minute lunch break and at least a 10 minute break every 2 hours.
   3. Judges and technical delegates are not to be housed in private homes unless the judge or technical delegate has agreed to it prior to the competition.
   4. Judges’ comments, while judging, may not be audio-recorded without prior written permission of the judge(s), the specific competitor(s) and management.
   5. Judges and Technical Delegates are required to provide email addresses to management for communication of officiating agreements, prize lists and other information related to the competition.

g. Ring Stewards and supervision of schooling areas.
   1. Tack Inspections. Inspection of saddlery and equipment (except bits) must be done at the direction of the technical delegate. Ring stewards appointed by competition management are required to inspect the saddlery, dress and equipment worn by at least one-third of the horses in a class immediately as the horse leaves the arena using a new disposable protective glove on each hand for each horse. In championship classes, saddlery, dress and equipment inspections are required for each horse. When an inspection is conducted, all equipment including fly hoods, nosebands, curb chains, whips, bits, and spurs on both sides must be inspected. The ring steward must also inspect the horse for evidence of blood.

      1.a. Exhibitors must present bridles and bits, if and when requested, to the technical delegate for inspection utilizing the methods, timeframe(s) and location(s) identified by competition management with the agreement of the technical delegate. These methods must be communicated to the competitors prior to the start of the competition. The technical delegate must inspect at least 50% of the bits and bridles of horses entered in the competition. Technical Delegates must also conduct random ringside bit checks immediately after rides are completed, some of which can be included in the 50%, using a new disposable protective glove on each hand for each horse.

      1.b. Inspection of saddlery and equipment is not required nor advised for group classes such as Dressage Seat Equitation and Materiale. When close inspection of saddlery, bits and equipment is required in order to determine compliance with DR 121 or other equipment provisions, a TD shall accompany the horse to its stall, trailer or other designated area to conduct such equipment inspections.

      1.c. In Breed restricted classes at Regular competitions, a ring steward, at the direction of the technical delegate or C2 Steward (if eligible for the classes held), will do a hands-on inspection of saddlery and equipment including bits of at least one-third of the horses in a class immediately as the horse leaves the arena. New disposable protective gloves must be utilized with one on each hand for each horse.

      1.d. When non-permitted bits, saddlery, or equipment are identified prior to the horse having worn the non-permitted items, there will be no elimination. Elimination will occur only when the horse is wearing non-permitted items or they are identified immediately after use.
   2. When a competition operates two or more rings or warmup areas, the competition must have a sufficient number of stewards to adequately monitor all schooling and warmup areas, as well as competition rings.

3. Schooling and warmup areas must be monitored by stewards starting at least 30 minutes before the first scheduled ride.
4. Equipment must use a new disposable protective glove on each hand for each horse. Gloves must be provided by competition management. The bridle must be checked with the greatest caution, as some horses are very sensitive about their heads and mouths.
5. When communicable disease is a concern, any deviations to established saddlery inspection protocol must be approved by the Federation Dressage Department prior to the competition.
6. In USEF/USDF Championship classes, a steward must be appointed to check the saddlery and bits of each horse immediately after it has completed its test and has left the arena, and any discrepancy to the saddlery rules will entail immediate elimination. (See DR126.2.i.1)

h. Scribes.
1. Scribes should have a knowledge of the tests being ridden.
2. At Level 1 and 2 competitions, scribes (including electronic scribes) should not be an owner, coach, trainer or family member of a competitor/horse in the class(es) in which they are scribing. At Level 3 and above competitions, scribes (including electronic scribes) must not be an owner, coach, trainer or family member of a competitor/horse in the class(es) in which they are scribing.
3. Scribe changes should not be made more than once per day for each judge.
4. It is strongly recommended that scribes not compete before judges with whom they have worked at the same competition. Apprentices are prohibited from competing before judges with whom they apprentice at the same competition.
5. First-time scribes must not be assigned to foreign judges or judges for FEI level classes.
6. Scribes. Only one scribe to be provided for the judging panel for the FEI Dressage Tests for 4-year old, 5-year old and 6-year old horses and the USEF Dressage Test for 4-year old horses.

i. Schooling and Lungeing.
1. One or more schooling areas must be provided far enough away from the arena(s) so as not to disturb the competitors during their tests. Schooling areas must be of sufficient size for several competitors to prepare their horses at the same time. For competition Levels 3-5, the sum of the warmup space, excluding the perimeter around competition arenas, must be at least 80% of the sum of the areas of all competition arenas (20x60 and/or 20x40 m). Lungeing areas are included in the calculation of the warmup space.
2. If possible, at least one practice arena with perimeters and letters should be provided.
3. It is strongly recommended that a lungeing area be provided separate from and in addition to mounted schooling areas and that it be available throughout the competition. If the fence between lungeing and mounted horses is not a minimum of 3' feet high, then lungeing horses must be separated by a minimum distance of 10 meters from mounted horses.
4. If a separate lungeing area is not provided, lungeing is not permitted at any time within the same area at the same time as mounted schooling. See Dressage Levels chart for requirements for specific competition levels.
5. Daily schooling and lungeing hours must be provided to competitors and posted at the show office by noon prior to the first day of competition.
6. Competitors will not be allowed in or around the arena while a class is in progress or inside the arena at other times except under the following conditions:
   a. Management must post and announce, in advance, designated times that competitors may school inside the arena(s);
   b. Competitors should be permitted by management or the Ground Jury to enter the arena prior to their ride if arena conditions do not permit riding around the perimeter of the arena prior to entry. Such permission must be announced prior to the start of the class.
7. Competitions are not permitted to charge warm-up or schooling fees prior to or during a competition for horses entered in the competition.
8. When visually impaired or blind riders are to compete, it is recommended that a separate warm up area be provided.

j. Miscellaneous.

1. Management must provide judges, technical delegates, and ring stewards with copies of Federation Presidential Modification letters or Federation Dispensation/Classification Certificates they have received, prior to the classes where those riders compete under those judges. Competitors will not be allowed to compete with modifications unless a copy of their Presidential Modification letter or Federation Dispensation/Classification Certificate is provided to the competition secretary by the beginning of the competition.
2. Background music, of a suitable composition and volume so as not to disturb the competitors and judges, may be played during all classes except when freestyle music is being played. Specific background music may not be requested or supplied by competitors for their rides except for freestyle tests.
3. It is strongly recommended that organizers avoid running freestyle classes at the same time as non-freestyle classes that are held in close proximity.
4. A separate number must be issued for each horse/rider combination. Horses or riders are required to display only one number and may not be penalized for displaying only one number. See GR1213.11.
5. Two numbers (min. 3” x 5”) must be provided to and worn by Materiale class entries and they must be positioned on each side of the saddle pad to be clearly visible at all times.

3. Specific requirements for Dressage Competition Levels.
   a. Categories and Criteria.
      1. Dressage Competitions or Regular or Local Competitions with open dressage classes must be categorized into one of five levels based on classes offered and mandatory criteria for each level:
         a. Level 5 - required for CDIs/CPEDIs, USEF National Championships and other designated competitions.
         b. Level 4 - required for USEF/USDF Regional Championships, and other competitions as required or as approved by the Federation (and USDF when required), upon application.
         c. Level 3 - required for USEF national qualifying competitions and other competitions as required or as approved by the Federation (and USDF when required), upon application.
         d. Level 2 - required for competitions that do not meet the criteria for Levels 3-5 or exceed Level 1 requirements.
         e. Level 1 - required for Federation Licensed Competitions that do not meet the criteria for Levels 2-5.
         f. Level 1 is primarily intended as an introduction for new competitions wishing to hold a Federation Licensed Competition with fewer mandatory requirements.
         g. If standards will be at a lower level for eligible classes at competition Levels 3-5, the competition prize list must state which classes and which criteria will be at a lower level.
      2. Classes offered at Level 4 or 5 competitions that are below Level 4 or 5, respectively, will automatically be considered to be held at Level 3 standards unless otherwise indicated in the prize list.
      3. Holding classes of a lower level is optional at competition Levels 3-5.
         a. Standards for all non-CDI/CPEDI classes at a Level 5 competition must be Level 3 or higher.
         b. At a Level 4 competition, Level 4 standards are required for Federation and Regional Championship classes; standards for all other classes must be at Level 3 or higher.
         c. At a Level 3 competition, Level 3 standards are required for USEF Developing program qualifying classes; standards for other classes must be at Level 2 or higher.
         d. At a Level 2 competition, standards for all classes must be at Level 2 or higher.
         e. At a Level 1 competition, standards for all classes must be at Level 1 or higher.
      4. Specific criteria for each competition level are listed in the Dressage Levels chart (see DR126.4). The chart indicates which criteria may be at a lower level for eligible classes at a Level 3, Level 4 or Level 5 competition.
   b. Management, Officials and Staff.
      1. The manager of a Level 3, Level 4 or Level 5 Dressage Competition must be eligible according to the criteria listed in DR126 and listed in the Dressage Levels chart (see DR126.4). During competition

hours, at least one manager or co-manager of each Level 3, 4 or 5 Dressage Competition must be physically present on the competition grounds throughout each licensed day.

2. The secretary of a Level 3, Level 4 or Level 5 Dressage Competition must be eligible according to the criteria listed in DR126 and listed in the Dressage Levels chart. Specific duties of Dressage Competition Management are listed in the Dressage Levels chart (see DR126.4). During competition hours, at least one secretary or co-secretary of each Level 3, 4 or 5 Dressage Competition must be physically present on the competition grounds throughout each licensed day.
3. Specific requirements for staff and officials for Dressage Competitions are listed in the Dressage Levels chart (see DR126.3).

c. Facilities, Equipment, Services and Amenities.
   1. Additional requirements for Dressage Competitions regarding facilities, services and amenities are listed in the Dressage Levels chart (see DR126.4).

4. Dressage Levels Chart.
   (for Federation Dressage Competitions or Regular or Local Competitions with Open Dressage Classes per Federation GR314.2c)
   (DSHB classes can be held with any Level. Shows offering only DSHB can choose Level 1 or Level 2 criteria.)
   Criteria at competition Levels 3-5 are highlighted in gray below that can be held at a lower level, if competition advertises classes held at a lower level.

BOD 06/17/2025 Effective 12/01/2025

Criteria for Existing or New Competitions	Criteria	Level 5 CDIs/CPEDIs USEF and USDF National Championships and other designated competitions	Level 4 Regional Championships, and other competitions as required or as approved the by Federation (and USDF when required), upon application	Level 3 USEF National Qualifiers and other competitions as required or as approved by the Federation (and USDF when required), upon application	Level 2 Other licensed Dressage shows	Level 1 "Introduction" to Licensed Competitions
	Classes of a lower level	Optional national classes – standards for national classes must be at Level 3 or higher. Prize list must list classes NOT conducted under lower level criteria and list specific modifications.	Required for HP and RC classes – lower level classes optional. Standards for any other classes must be at Level 3 or higher. Prize list must list classes NOT conducted under lower level criteria and list specific modifications.	Required for Developing prog qualifiers – lower level classes optional. Standards for other classes must be at Level 2 or higher. Prize list must list classes NOT conducted under lower level criteria and list specific modifications.	n/a	n/a
	Opportunity Classes *no freestyles & all Federation rules apply	n/a (cannot offer)	n/a (cannot offer)	Three tests and only three classes per level per day at Second Level and below + two Eventing and two Para Dressage Test of Choice (TOC) classes per day.	Three tests and only three classes per level per day at Third Level and below + two Eventing and two Para Dressage TOC classes per day.	Three tests and only three classes per level per day at Fourth Level and below + two Eventing and two Para Dressage TOC classes per day.
	Length of Competition	Three or more days minimum – may be two or more consecutive competitions. All competitions days on or before the start of the Level 5 classes must be Level 5, except that a lower level competition may be held on the day(s) after the Level 5 classes end.	Three or more days minimum – may be two or more consecutive competitions. All competitions days on or before the start of the Level 4 classes must be Level 4, except that a lower level competition may be held on the day(s) after the Level 4 classes end.	Two or more days minimum – each day may be a separate competition. All competitions days on or before the start of the Level 3 classes must be Level 3, except that a lower level competition may be held on the day(s) after the Level 3 classes end.	One or more days.	One day only.
	Number of horses	No limit.	No limit.	No limit.	No limit, except must offer stabling if 150 or more horses.	Limited to 100 horses.
	Footing and arena type	Per FEI/National Championship rules. Minimum of one 'main' arena. All rings must have safe fencing with no plastic chains in any ring. Good all-weather footing that stands up to climate and inclement weather: good depth, consistent quality – no grass rings permitted at any dressage class.	Minimum of one 'main' arena. All rings must have safe fencing with no plastic chains in any ring. Good all-weather footing that stands up to climate: good depth, consistent quality – no grass rings permitted at any dressage class.	Minimum of one 'main' arena. All rings must have safe fencing with no plastic chains in any ring. Good all-weather footing that stands up to climate – no grass rings permitted at any dressage class.	Plastic chain rings and grass competition rings permitted for any class.	Plastic chain rings and grass competition rings permitted for any class.

	Arena Modifications (Competition arena that is less than 20x60 or 20x40 meters)	Not permitted for FEI-recognized classes. Not permitted for national classes.	Not permitted for classes at any dressage level.	Not permitted for classes at any dressage level.	Permitted except for Regional Championships qualifying classes and freestyles per DR126.	Permitted except for Regional Championships qualifying classes and freestyles per DR126.
	Warmup: size, number, footing	Per FEI rules/ Nat'l Championship rules. No designated grass warmup for classes at any dressage level.	Minimum size of standard arena, similar footing to main arena. No designated grass warmup for classes at any dressage level.	Minimum size of standard arena, similar footing to main arena – no grass competition rings at any level and no designated grass warmup for Level 3 classes.	Warmup must be provided but no minimum specs.	Warmup must be provided but no minimum specs.
	Lungeing and Exercise areas	Must have separate designated exercise areas if three or more rings. Must have separate designated lungeing area.	Must have separate designated lungeing area. Separate warmup required for championship entries.	Must have separate designated lungeing area or lungeing not permitted in area with riders.	Lungeing not permitted in area with riders.	Lungeing not permitted in area with riders.
	Footing maintenance	History of good footing maintenance esp in inclement weather; maintenance once/two hours. Maintenance required at least twice daily for lower level classes.	History of good footing maintenance esp in inclement weather; maintenance minimum three times/daily. Maintenance required at least twice daily for lower level classes.	History of good footing maintenance, maintenance required at least twice daily.	Ring maintenance required minimum once daily.	No minimum requirements.
	Equipment for maintenance: dragging/ watering	Must have appropriate maintenance equipment for all types of footing at the competition. Watering equipment strongly recommended.	Must have appropriate maintenance equipment for all types of footing at the competition. Watering equipment strongly recommended.	Equipment for ring maintenance required.	Equipment for ring maintenance required.	No minimum requirements.
	Stabling (Minimum specifications apply to both on-site and off-site stabling)	Required on grounds. Minimum 3m x 3m (9.8' square). Safe, accommodate stallions. No trailer in for CDI, Selection, or Championship classes. Stabling must be provided on grounds for all horses in Level 3-5 classes.	Required on grounds. Minimum 3mx3m rec; 9'x9' req. Safe, accommodate stallions. No trailer in for Champ. Entries. Stabling must be provided on grounds for all horses in Level 3-4 classes.	Required on grounds. Minimum 3mx3m rec; 9'x9' req. Safe, accommodate stallions. Stabling must be provided on grounds for all horses in Level 3 classes.	Stabling required if more than 150 horses. If offered must be per Federation rules.	Stabling optional. If offered must be per Federation rules.
	Show office	Adequate space, internet access onsite or offsite and phone access.	Adequate space, internet access onsite or offsite and phone access.	Adequate space, internet access onsite or offsite and phone access.	No minimum requirements except phone access required.	No minimum requirements except phone access required.
	Facilities (electric, water, manure disposal, restrooms)	Water availability, lighting, electric plugs convenient to stalls, stall doors provided. Sufficient number of rest rooms.	Water availability, lighting, electric plugs convenient to stalls, stall doors provided. Sufficient number of rest rooms.	Water availability, lighting, electric plugs convenient to stalls, stall doors provided. Sufficient number of restrooms.	Min per current Federation rules. Min one restroom required.	No min ex. per current Federation rules. Min one restroom required.

Criteria for Existing or New Competitions	Criteria	Level 5 CDIs/CPEDIs USEF and USDF National Championships and other designated competitions	Level 4 Regional Championships, HP (I1) and other competitions as required or as approved by Federation (and USDF when required), upon application	Level 3 USEF National Qualifiers and other competitions as required or as approved by Federation (and USDF when required), upon application	Level 2 Other licensed Dressage shows	Level 1 "Introduction" to Licensed Competitions
	Communication	Announcer & good quality sound system req. for announcements and freestyles. Announcements heard through facility (incl stabling, warmup & arena/office area) Radio/cell communication with all staff required.	Announcer & sound system req.for announcements and freestyles. Announcements heard through facility (including stabling, warmup & arena/office area) Radio/cell communication with all staff required.	Sound system for announcements and freestyles, and radio/cell communication with all staff required.	Sound system if freestyles are offered. Radio/cell communication with all staff required.	Sound system if freestyles are offered. Radio/cell communication with all staff required.
	Staff	Announcer, stable mgr, awards coordinator, official's hospitality, vol coordinator req. + history of adequate staffing. Vet, EMT and farrier must be on grounds designated for the Dressage Competition; photographer req.	Announcer, stable mgr, awards coordinator, official's hospitality, vol coordinator req. + history of adequate staffing. Vet, EMT and farrier must be on grounds designated for the Dressage Competition; photographer req.	No minimum requirements except per current Federation rules.	No minimum requirements except per current Federation rules.	No minimum requirements except per current Federation rules.
	Feed, hay, bedding availability	Adequate supply and availability required. On-site availability required for bedding only.	Adequate supply and availability required. On-site availability required for bedding only.	No minimum requirements except per current Federation rules.	No minimum requirements except per current Federation rules.	No minimum requirements except per current Federation rules.
	Security – nightwatch	Required.	Required.	Recommended.	Optional.	Optional.
	Parking for competitors, trailers and spectators	Available and organized.	Available and organized.	Available.	Available.	Available.
	Judges, rating and number per class	Per FEI rules/ Nat'l Championship rules.	3 FEI judges required per HP rules. RC classes per Regional Championships rules.	Minimum of 2 "S" Judges.	No minimum requirements except per current Federation rules.	No minimum requirements except per current Federation rules.
	TD	See GR1211. At least 'R' TD is required. CDIs/CPEDIs are subject to FEI rules. Additional TDs can be 'R' or 'r'.	GR1211. At least one 'R' TD is required. Additional TDs can be "R" or "r".	See GR1211.	See GR1211.	See GR1211.
	Awards and ceremonies	Prizes req. per FEI or applicable rules.	Prizes req. per USDF rules.	No minimum requirements.	No minimum requirements.	No minimum requirements.
	Concessions	*Complete service required from start of first scheduled class until end. *Selection of hot/cold items & beverages all meals during show hours.	*Complete service required from start of first scheduled class until end. *Selection of hot/cold items & beverages all meals during show hours.	Food and beverages required – limited hours permitted.	Food and beverages required – limited hours permitted.	Optional.

Criteria for Existing or New Competitions	Criteria	Level 5 CDIs/CPEDIs USEF and USDF National Championships and other designated competitions	Level 4 Regional Championships, HP (I1) and other competitions as required or as approved by Federation (and USDF when required), upon application	Level 3 USEF National Qualifiers and other competitions as required or as approved by Federation (and USDF when required), upon application	Level 2 Other licensed Dressage shows	Level 1 "Introduction" to Licensed Competitions
	Prize money	Per FEI rules/ Nat'l Championship rules.	Required for Championship classes.	Optional.	Optional.	Not permitted.
	Prize list and entry process	Online – complete listing of officials	Online – complete listing of officials	No minimum requirements except per current Federation rules.	No minimum requirements except per current Federation rules.	No minimum requirements except per current Federation rules.
	Management	Minimum 5 years experience of both manager and secretary at Federation /USDF Dressage Competitions must be eligible as Level 3 mgr or sec'y and have managed or secretaried four or more Level 3 or 4 competitions for min. two years + apprentice at 2 CDIs prior to application for Level 5 status.	Minimum 4 years experience of both manager and secretary at Federation /USDF Dressage and have managed or secretaried four or more Level 3 competitions two of which must have 125 or more horses entered for min. two years prior to application for Level 4 status.	Minimum of 2 years experience and 4 shows for both manager and secretary at Federation /USDF Dressage Comps prior to application for Level 3 status.	Experience not required.	Experience not required.
	Manager and Secretary	Separate individuals during competition. One or more full-time asst secretaries required. The competition manager and secretary must be current USDF Participating or Group members in good standing at the time competition recognition is granted and on the date of the competition.	Separate individuals during competition. One or more full-time asst secretaries required. Manager and secretary must be current USDF Participating or Group members in good standing at the time competition recognition is granted and on the date of the competition.	Separate individuals during competition. Manager and secretary must be current USDF Participating or Group members in good standing at the time competition recognition is granted and on the date of the competition.	No req. One person may do both during comp. Manager and secretary must be current USDF Participating or Group members in good standing at the time competition recognition is granted and on the date of the competition.	No req. One person may do both during comp. Manager and secretary must be current USDF Participating or Group members in good standing at the time competition recognition is granted and on the date of the competition.
	Scoring	Per FEI rules/ Nat'l Championship rules. Electronic scoreboard/scoring recommended. Announcement of provisional scores required.	Class results must be posted within one hour of final ride in class.	Class results of qualifying classes must be posted within one hour of final ride in class	Prompt posting but no minimum requirements.	Prompt posting but no minimum requirements.
	RC qualifying classes	yes	yes	yes	yes	yes
	Year-end awards scores	yes	yes	Yes – except for Opportunity classes.	Yes – except for Opportunity classes.	Yes – except for Opportunity classes.
	Drug rules	FEI/ Per Nat'l Championship rules.	Federation	Federation	Federation	Federation
	Spectator services	Required: seating at main rings, trade fair recommended.	Required: seating at main rings.	Recommended but not required.	Optional	optional
	Application Approval Process	Federation committees as required.	USDF regions and USDF Oversight Committee.	USDF and Federation.	Jointly USDF recognized and Federation licensed.	Jointly USDF recognized and Federation licensed.
	Computer software	Proven to produce all required FEI, Federation and USDF reports and track competition entries.	Proven to produce all required Federation and USDF reports and track competition entries.	Proven to produce all required Federation and USDF reports and track competition entries.	Electronic results required per Federation /USDF rules.	Electronic results required per Federation/USDF rules.
	Competitor amenities	Special events and trade fair strongly recommended.	Special events and trade fair strongly recommended.	Optional	Optional	Optional
	Show program	Required – can be digital	Required – can be digital	Required - Optional	Optional	Optional

SPECIAL COMPETITIONS

DR127 USEF/USDF Qualifying and Championship Classes and USEF/USDF National Championships for Dressage

1. The Federation recognizes special competitions for Dressage Championships. Competitions licensed by the Federation in the Competition category of “Dressage Competition” and who wish to hold qualifying classes for one or more of these Championships should request information from the International Disciplines Department at the Federation or from USDF. Dressage Competitions offering these classes shall make a complete report to the Federation and to USDF in order that membership and horse recordings can be checked. Complete results must be submitted to the Federation and USDF in compliance with GR1214, including names, addresses, individual membership numbers and horse recording numbers of all class entries and the number of all ribbon winners.
2. Unless specified otherwise in published selection procedures, all qualifying competitions for USEF/USDF Championships are open only to horses that have been recorded with the Federation, ridden by Junior Active, Senior Active, or Life Members. Annual or lifetime Horse Recording is required and horses with only HID numbers are not eligible. Horse owners must also be Junior Active, Senior Active or Life Members. If the horse has more than one owner, at least one owner must have both active Federation Junior Active, Senior Active or Life membership and active USDF Participating or Business Membership. For a business or farm to be the valid owner under this requirement, it must be listed as an owner of the horse with both the Federation and USDF. Responsibility to record their horse(s) with and become members of the Federation rests entirely with the competitors. Qualifications will not count until the applications and fees for the horse’s recording and rider’s and owner’s Junior Active, Senior Active, or Life Membership are received by the Federation, unless submitted according to the provisions of GR203.1 and GR1309.1. Horses must be entered in qualifying and championship classes under their official recorded names and ownership as specified in GR1102.3, and transfers of ownership or lease registrations must be completed in compliance with GR1105 and GR1108 prior to the competition in order for the horse to compete under the name of the new owner or lessee. It is further provided that for qualifications to count with respect to any competition, such materials and fees must be received by the Federation office on or before the first recognized day of such competition, unless submitted according to the provisions of GR201.7 and GR1309.1. Qualifications are not retroactive. Competition secretaries of Federation Dressage Competitions are responsible to the Federation to ensure that horses in qualifying and championship classes are recorded in compliance with GR1102 and riders and owners are current members of the Federation and meet other requirements as set forth in the description of the Championship Classes, including that USDF membership and horse registration requirements are current. Copies of documents submitted by competitors to verify USDF membership and horse recording must be available in the competition office. Information on USDF membership and horse registration requirements is available through the USDF office. Affidavits will not be accepted for Federation or USDF membership or horse recording verification purposes for entry in Championship classes.
3. Competition Managers of Federation Dressage Competitions which hold USEF/USDF Qualifying and/or Championship classes are responsible to the Federation for knowing and complying with all Federation rules and USDF guidelines regarding qualifying and/or championship classes. Technical Delegates for these competitions must investigate incidents of non-compliance and report violations to the Federation.
4. Qualifying classes may be offered only at Level 1 through Level 5 Dressage Competitions. Qualifying classes may not be offered in Regular Competitions or in breed-restricted classes of any Federation competition. Qualifying classes may be offered at Training through Grand Prix levels, including USDF and FEI Freestyles, and must be the highest or single test of the level or included in a USDF-approved list of classes. Eligible competitors must be given the option to enter the class as “USDF qualifying” for an additional fee, which must be paid prior to the start of the class. Only one ride can be required and a maximum of one entry fee charged for the class in addition to the USDF qualifying fee. Effective starting with the 2018 USEF/USDF qualifying competitions for the Regional Championships, the USDF qualifying fee shall be as posted on the Federation website. Horse/rider combinations may enter more than one test, and Freestyle, at each level per day as “USDF qualifying”. Championships must be offered according to USDF Championship specifications. Each USEF/USDF Qualifying and/or Championship classes must be designated as such in the prize list and in the competition results. During each USEF/USDF Regional Championship, only one class

per division and/or level may be held to determine USEF/USDF Regional Champions. Yearly specifications for USEF/USDF Qualifying classes and Championships will be published by USDF and the Federation and may be requested from USDF. If a rider intends to enter an Adult Amateur Championship, they must be an Adult Amateur by Federation definition and must provide proof to USDF and to competition management (see GR106 and GR1306).

5. In the fall of the year, Championships will take place at designated Federation/USDF competitions. A horse may not be entered in more than one USEF/USDF Regional Championship at particular levels in the same calendar year. Having won a USEF/USDF Regional Championship three times (in any region over their lifetime), a horse/rider combination may no longer compete in USEF/USDF Regional Championship competition at that or a lower level (Grand Prix Level excepted), if they received the minimum qualifying score or higher for that division and level in the championship test.
6. Under penalty of disqualification from all championship classes for the horse/rider combination, within 24 hours prior and at no time during a USEF/USDF Championship competition may any horse entered in that Championship competition be ridden by anyone other than the rider entered in the Championship competition on that horse (Exception: grooms riding on loose rein). Further, any horse entered in a Championship competition, even if entered at two levels, must be ridden by the same rider throughout the competition.
7. Entries in USEF/USDF Dressage Championship classes are limited to competitors who have met the qualifications, membership, horse recording and registration requirements, and deadlines outlined below and published by USDF. Competitors who are properly qualified, whose completed entries are received by the Closing Date for a particular Regional Championship and who have complied with all Championship rules may not be denied entry into the Regional Championship class(es) for which they have qualified. Only one class per division and/or level may be held to determine USEF/USDF Regional Champions.
8. All horses competing in Regional Championships classes must be stabled on the competition grounds and must remain on the grounds for the duration of their participation in the event, from the time of arrival until the horse has finished competing in all classes, including all non-championship classes. If the horse leaves the grounds, it would be disqualified in championship classes, but not in non-championship classes.
9. The rider/horse combination qualifies for the Championship competition. If a new rider wishes to compete with the horse at the Championships, they must requalify.
10. In the event of a tie (equality of total points) for Champion and/or Reserve Champion in USEF/USDF Championships classes, the collective marks after coefficients have been applied will determine first, second and/or third places (i.e. when a tie for first place is broken by collective marks, tied competitors will receive first and second places, etc.). If collective marks are equal the tie will remain unbroken (i.e., two first places will be awarded, next third place, etc.) Ties (equality of total points and total collective marks after coefficients have been applied) after second place will be broken by collective marks. Ties (equality of total points and total collective marks after coefficients have been applied) occurring in 3rd-8th place will remain unbroken. In the case of a tie (equality of total points and total collective marks and total collective marks after coefficients have been applied) for Champion, prize money designated for Champion and Reserve Champion will be combined and divided equally between the competitors.
11. Specifications for Qualifying and Championship Classes. Specifications for Qualifying and Championship classes are published on the Federation and USDF websites and may be requested from USDF.
12. The Selection Criteria, Host Site Application and Championship Specifications for the National Championships for Dressage are available from the Federation International Disciplines Department.
13. Unless otherwise indicated, all Federation rules for USEF/USDF Qualifying and Championship classes will also apply to the National Championships for Dressage.
14. The selection of judges and technical delegates for the National Championships for Dressage is a responsibility of the Federation, after consultation with the Championships Organizing Committee.
15. USEF/USDF Regional Championships will be licensed/recognized according to the following map of USDF regions.

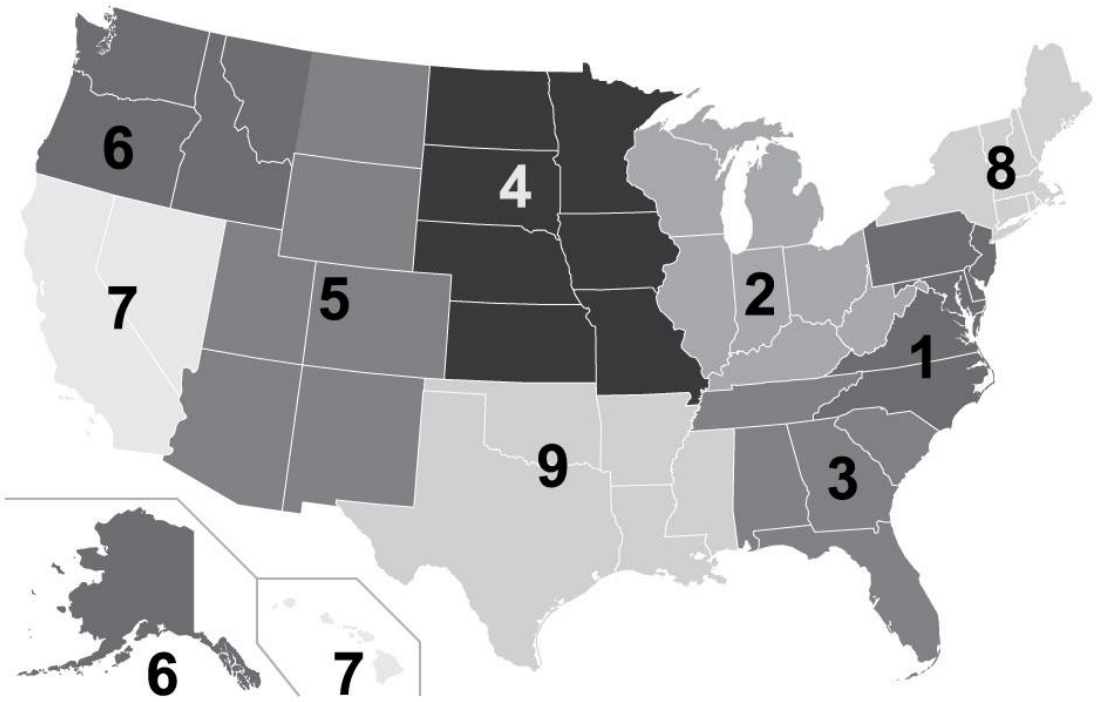

DR128 USEF National Championships

1. Special rules for USEF National Championship program qualifying and championship classes are listed in the Selection Procedures for each program. These documents are updated annually and posted on the Federation website.
2. 24 Hour Rule – For purposes of this rule, the competition starts when horse and athlete arrive on the show grounds.
   a. For Federation and NAYC qualifying for Children, Pony Riders, Juniors, Young Riders Grand Prix Intermediaire I, Developing Horse and U25: within 24 hours prior and at no time during the competition, may any horse entered in a USEF Qualifying class be ridden by anyone other than the athlete entered in that class on that horse, under penalty of disqualification from the class for USEF championship qualifying purposes. Exception: grooms riding on a loose rein.
   b. For USEF and NAYC championships for Children, Pony Riders, Juniors, Young Riders, Grand Prix, Intermediaire I, Developing Horse, Young Horse and U25: within 24 hours prior and at no time during the competition, may any horse entered in a USEF or NAYC Championship class be ridden by anyone other than the athlete entered in that class on that horse under penalty of elimination from the championships. Exception: grooms riding on a loose rein.
3. Horses competing in Level 4-5 classes (for example: USEF National Championships classes) must be stabled on the competition grounds and must remain on the grounds for the duration of their participation in the event from the time of arrival until the horse has finished competing in championship classes. Exception: For USEF/USDF Regional and National Championships for Dressage, horses must remain on the grounds from the time of arrival until the horse has finished competing in all classes, including all non-championship classes.
4. Qualifying scores for USEF National Championships and NAYC, including Children, Pony Riders, Juniors, Young Riders, U25, Young and Developing Horse Intermediaire I and Grand Prix and Para Dressage, must be submitted by Competition Management to the Federation Dressage Department within 48 hours after the competition. Exception: Competitions held at the end of the qualifying period require submission of results within 24 hours after the competition.
5. The Developing Horse Prix St. Georges and Developing Horse Grand Prix tests must be offered in USEF Qualifying competitions as separate classes and cannot be offered as a Developing Horse Test of Choice class. Young Horse

qualifying tests (USEF Four-Year-Old Test, FEI Five-Year-Old Final Test and FEI Six-Year-Old Final Test) must be offered as separate classes and cannot be offered as a “Young Horse Test of Choice” class. All other USEF National Championship qualifying and championship tests must be offered in separate classes.

BOD 06/17/2025 Effective 12/1/2025

DR129 Musical Freestyle Ride

1. Scoresheets for FEI level Freestyles may be obtained from the Federation office or from the FEI web site. Scoresheets for Federation level Freestyles may be obtained from the USDF office. Freestyles at Training Level and above may be offered at Federation licensed Dressage Competitions. Current FEI and USDF scoresheets must be used and any changes will come into effect at the time of their release, and those changes will supersede the previous scoresheets. Except for 7.a, 7.d, and 7.f below, the following rules apply to both Federation and FEI level Freestyles. The FEI has published “Directives for Assessing the Degree of Difficulty in a Freestyle Test” which has information on the judging of Freestyle tests and is available on the Federation website. Additional information on the execution and judging of Federation level Freestyles is listed on the USDF scoresheets.
2. For time allowed, see individual score sheets. At the beginning and end of a Freestyle Test a halt with a salute is compulsory on the centerline, facing the judge at “C”. Time begins when the horse moves forward after the competitor’s halt and ends with the final halt and salute.
3. Equipment and attire must be dignified and conform to the requirements set forth for the corresponding Federation or FEI level. Under penalty of elimination, a rider’s hat may not be intentionally removed.
4. Riders are not required to submit a written copy of the ride.
5. The highest score shall be declared the winner of the class. In the case of a tie, the higher artistic score shall determine the winner. Should the artistic mark be the same, the higher mark for harmony will decide. If still tied the higher mark for choreography will decide.
6. Music
   a. Music is mandatory. It is the responsibility of the competitor to select the appropriate music for the ride and provide the music in the format(s), method(s), and time frame specified in the prize list. Formats must include CDs and/or digital files (MP3 and/or WAV)
   b. Sound checks must be provided to riders in Freestyle classes for no fee, either on the day prior to competition or prior to their scheduled class. The requirements and timetable for scheduling sound checks must be published in the prize list.
   c. Each rider will be permitted one representative who may communicate with the person responsible for handling the music to supervise the handling of the music if so desired by the competitor.
   d. In case of rider’s music failing before or during a Freestyle Test and in cases where there is no backup system, the rider can, with permission of the judge at “C”, leave the arena or start at a later time. If there is a problem with the music, the rider should immediately approach the judge at “C” to discuss options for restarting their test. There should be minimum interference with the starting times of the other riders and the affected rider should return to complete or restart their test during a scheduled break in the competition or at the end of the competition. The rider may decide whether to restart the test from the beginning or to commence from the point where the music failed. Judging must restart at the point of interruption. In any case, the marks already given will not be changed.
   e. Under penalty of elimination at the discretion of the judge at “C”, a rider must enter the arena within 30 seconds of the music starting. The music must cease at the final salute.
   f. See DR126.4 (Dressage Levels Chart) for requirements on sound systems to play music for freestyles. Competition Levels 3-5 must have a sound system to play music. Level 2 competitions must have a sound system to play music if freestyle classes are offered. There are no minimum requirements for Level 1 competitions.
7. Movements
   a. In FEI Level Freestyles, the competitor must include all gaits and movements required on the FEI score sheet at the level shown. Current FEI rules apply. See current FEI Freestyle directives and handouts.
      1. Once a movement has been included in the tests of the Freestyle level declared or those below, it can be shown at any location in the arena (exception: mandatory halts).
8. When two or three judges officiate in a class, they may be located either on the short end of the arena (i.e. H/C, C/M, or H/C/M) or one may sit on the long side (i.e. C/B, E/C, H/C/B or E/C/M).

9. a. With the exceptions noted below, in order to enter a freestyle class at any level, a horse/rider combination must have received a minimum score of 63% for Training through Fourth levels in the highest test of the declared freestyle level or any test of a higher level. For the FEI levels, a horse/rider combination must have received a minimum score of 60% at the declared freestyle level or any test at a higher level. Scores must be received at a Federation /USDF Licensed Dressage Competition or FEI recognized Dressage Competition or "open" Dressage class (i.e. open to all breeds) at a Federation Licensed Competition held prior to the competition where the horse/rider combination is entered to ride a freestyle class. The 63% minimum qualifying score applies to all Training through Fourth level Freestyles, even if an FEI test is being ridden as a qualifier. For example, a horse/rider combination competing in PSG or the FEI Young Rider test must obtain a score of 63% or higher in order to ride a Fourth Level Freestyle and a horse/rider combination riding the FEI Pony Rider test must obtain a minimum score of 63% to enter a Second Level Freestyle.
   b. To enter an FEI Para Dressage Freestyle class, a horse/rider combination must have received a minimum score of 60% in any FEI Para Dressage test (Para Novice Test, Para Intermediate Test or Para Grand Prix Test) at the rider's classified Grade. This score may be earned at a USEF/USDF licensed Dressage Competition or FEI recognized Dressage Competition or "open" Dressage class (i.e. open to all breeds) at a Federation Licensed Competition held prior to the competition where the horse/rider combination is entered to ride a freestyle class.
   c. A copy of the USDF score verification verifying eligibility, must be submitted with the entry for a freestyle class, except to enter USEF/USDF Musical Freestyle Championship classes. Qualification of those entries will be verified by USDF. Riders receiving scores within 30 days prior to a competition may submit a copy of the test verifying eligibility.
   d. All FEI Pony Rider Tests are equivalent to Second Level; all FEI Junior Tests are equivalent to Third Level; all FEI Young Rider Tests are equivalent to PSG; and the USEF Brentina Cup (Young Adult) Test and FEI Young Rider Grand Prix 16-25 Tests are equivalent to Intermediate II. For purposes of freestyle qualification, all are considered equivalent to the highest test of that level and may be used to enter a freestyle at that level or a level below, as long as the appropriate score is earned. Young Horse and FEI Children Tests cannot be used for freestyle qualification at any level.
   e. A qualifying score is not required to enter FEI Pony Rider, FEI Junior, and FEI Young Rider Freestyles.
   f. In addition, a horse/rider combination competing in the U25 division is not required to obtain a minimum qualifying score prior to riding a GP Freestyle.
10. If Grand Prix Freestyle class is offered at a competition, at least one Grand Prix class must be offered and scheduled prior to the Freestyle (DR126.1.b.6). Additional competition management requirements for freestyle classes are listed in DR126.1.b.6, DR126.1.f.13a, DR126.1.g.4 and DR126.1.j.2-3.
11. All judges of a freestyle test at any level must judge both artistic and technical parts of the test.

DR130 Quadrille and Pas de Deux

Refer to USDF Quadrille and Pas de Deux Rules and Guidelines for specific information regarding attire, saddlery, equipment and judging specifications for freestyle quadrilles, special costume freestyle quadrilles and Pas de Deux. Current USDF rules must be followed. If horses in Quadrille and Pas de Deux classes are not the same level, the lower level horse determines which Quadrille or Pas de Deux level the team may enter. The lower level horse must enter no more than two consecutive levels in accordance with DR119.2, including their Quadrille or Pas de Deux level. The upper level horse is exempt from the "two consecutive level" requirement and may compete at any dressage level for which they are otherwise eligible during the same competition. For example, a Prix St. Georges horse and a horse competing at Second and Third Levels may enter a Pas de Deux class no lower than Second Level.

DR131 Dressage Derby

This is a contest in which the riders may expect to change horses. It is conducted in two parts: 1) all riders ride a special test (usually short five minutes); 2) the four highest-scoring riders bring their horses to a special area and prepare to ride the test on each of the other three horses. An order-of-go is established and posted. The rider may not mount the horse they are assigned before entering a practice area (either in front of the judge or in an adjacent supervised area). Each rider will be given the same amount of time to familiarize themselves with their mount before beginning the special test.

Scores will be posted for each rider on each horse including their own. The winning rider will be the rider with the highest total score (four rides). There may also be an award to the winning horse, the one with the highest total for the four rides in which it appeared.

DR132 Suitable to Become a Dressage Horse

Open to horses that have not competed in any test above the First Level that are under seven years of age. To be shown at a walk, trot and canter both ways of the ring. To be judged on the horse's potential to become a Dressage mount. Horses are placed and no actual scores are awarded.

DR133 Dressage Seat Equitation

1. Dressage Seat Equitation classes. May be offered for Juniors, Young Riders, Adult Amateurs and/or Open riders according to the following specifications:
   a. Medium walk, working trot (sitting and rising) and working canter both ways of the ring must be performed. Equitation classes may also be offered that are limited to medium walk and working trot (rising). Dressage Seat Equitation classes may be held as Opportunity classes as specified in GR 821.2e. The rider's position, seat and specifically the correct use and effect of the aids required by the Training and First Level Dressage tests are to be judged as outlined in DR117.1.
   b. The movements shall be performed by the exhibitors simultaneously; however, the judge may ask for independent tests as listed below in DR133.2.i(4)-2.i(5).
   c. No change of horses shall be required.
   d. Dressage Division rules will apply, in particular:
      i. Saddlery, Equipment and Dress as required for First Level.
      ii. Unauthorized Assistance as defined in DR122.10 is prohibited.
      iii. Use of voice will be penalized.
      iv. Horses may be eliminated for lameness, as defined in DR122.6.
      v. Elimination, as defined in DR124.2, except for .e, .h.
   e. Whips and spurs are allowed. Horses shall be shown in plain snaffle. Tailcoats are not permitted.
   f. The size of a group shall be limited to no more than 25 riders. Groups may be divided into smaller sections, at the discretion of the judges, for safety and convenience. Judges may limit the number of horses required to canter at the same time, at their discretion, however no more than six horses shall be asked to canter at the same time if classes are held in a dressage arena.
   g. Only the rider is judged.
   h. Prizes are awarded to the rider, not the horse owner.
   i. Two numbers (min. 3"x5") must be provided to Equitation riders and they must be positioned on each side of the saddle pad to be clearly visible at all times.
   j. Judges are required to give a final percentage score to all riders competing in the class.
   k. USEF Dressage Seat Equitation scoresheets must be used.
   l. Stallions may not be ridden in Dressage Seat Equitation classes. Exception: classes limited to riders ages 19 and older.
   m. Classes should be held in an enclosed ring that is larger than a standard dressage arena, if available. If such a space is not available, an open schooling area is permitted. If classes must be held in a dressage arena, it must be at least 20m x 60m, and no more than 6 horses shall be asked to canter at the same time.
   n. Judges are encouraged to provide verbal comments to riders after the class, but scoresheets must not be posted.
2. Dressage Seat Medal Program
   a. The purpose of the program is to promote and reward correct seat, position and use of aids in dressage for Junior riders.
   b. Dressage Seat Medal Semi-Final Classes will be offered for Juniors in each of the nine USEF/USDF Regional Championships. One Semi-Finals class will be offered for Juniors ages thirteen and under and a second Semi-Finals class will be offered for Juniors ages fourteen through eighteen. A Regional Champion and Regional Reserve Champion will be named from each Semi-Finals class in each USDF region.

c. The top two riders in each Semi-Finals class will qualify to advance to the annual Federation Dressage Seat Medal Finals, which will be held in conjunction with the Federation Junior Dressage Team Championship or other designated competition. In case one of the top two riders in either Semi-Finals class does not compete in the Finals, the third placed rider in the respective class will be allowed to compete. Two finals classes will be held; one for Juniors age thirteen and under, and the other for Juniors age fourteen through eighteen. A National Champion and National Reserve Champion will be named from each Finals class.
d. Juniors who are named Regional Champions and Reserve Champions at age 13 or 18 will be eligible for the next year's final in the respective age group in which they qualified.
e. Federation Dressage Seat Medal Semi-Finals and Finals classes must be held on a weekend.
f. Qualification.
    1. Riders must qualify for the Semi-Finals according to criteria established by USDF and approved by the Federation Board of Directors.
    2. Rider: Must meet the current Federation definition of Junior, for purposes of competition in the Dressage Division, i.e., a rider is eligible until the end of the calendar year in which they reach the age of 18 (DR119.3) will be eligible to compete in a Dressage Seat Medal Semi-Final class in the appropriate age group. A rider is eligible for the 13 and under Semi-Final class until the end of the calendar year in which they reach the age of 13. A rider is eligible for the 14 through 18 Semi-Final class from the beginning of the calendar year in which they reach 14 until the end of the calendar year in which they reach the age of 18. Riders in Finals and Semi-Finals classes must be a USDF Participating Member and Federation competing member.
    3. Horse: There are no special qualification, ownership, or registration requirements for horses or ponies that compete in Dressage Seat Medal Semi-Finals or Finals classes, other than the standard Federation and USDF requirements to enter a competition. An eligible rider may compete on any horse or pony of any level in Semi-Finals and Finals. Horses competing in Semi-Finals and Finals classes must have either a Federation HID or be Federation Recorded and must have a USDF HID or USDF Lifetime Horse Registration. The same horse or pony is not required for the Semi-Finals and the Finals. Substitution of horse or pony is permitted at any time before the start of a Semi-Finals or Finals class, as long as the appropriate change is made through the competition secretary to the entry records.
    4. Horses and ponies may be ridden by only one rider in each division, but may compete in both divisions.
g. Championship Rules.
    1. A rider may compete in only one Semi-Finals class at one Regional Championships competition.
    2. Borrowed horses are permitted in both Semi-Finals and Finals classes.
    3. Two Federation Registered (R) or Senior (S) judges, one of whom must have a Federation Dressage Seat Equitation Designation, will officiate together in each Semi-Finals class, using the same scribes and the same class score sheet. Three Federation Registered (R) or Senior (S) judges will officiate together, as above, in each Finals class. Judges should evaluate riders separately from different positions in the ring and then all judges must consult together prior to arriving at final scores.
    4. USEF Dressage Seat Medal class score sheets must be used. The final score for each rider must be posted at the conclusion of the class.
    5. Tied scores in a Dressage Seat Medal Semi-Final and Final class will be broken by requiring riders to perform an additional independent test, which will be scored by all judges together. The higher score on the additional independent test will receive the higher placing.
    6. Dressage Division rules will apply, in particular:
        a. Saddlery, Equipment and Dress as required for First Level, except as specified in .h below.
        b. Unauthorized Assistance as defined in DR122.10 is prohibited.
        c. Use of voice will be penalized.
        d. Horses may be eliminated for lameness, as defined in DR122.6.
        e. Elimination, as defined in DR124.1, except for .e, .h and .m.
h. Saddlery, Equipment and Dress.
    1. Horses of all levels (both age divisions) must be ridden in a plain snaffle as pictured in Figure DR121.1. Whips and spurs are permitted in both Semi-Finals and Finals classes, as well as other equitation championship classes, and all riders must wear a short jacket as described in DR120. Protective headgear, as described in GR801, is required for participation in both Semi-Finals and Finals classes, however, the

Federation, Show Committee and Licensed Officials are not responsible for inspecting headgear worn for such compliance. All other dress, saddlery and equipment rules for First Level horses and riders in competition and warm-up must conform to DR120 and DR121, except that horses also showing in dressage classes at Third Level and above may warm up for those classes in a simple double bridle.

i. Class Specifications.
   1. The rider's position, seat and use and effect of the aids will be judged as described in DR117.
   2. Movements shall be performed by the exhibitors simultaneously; however, the judges may ask for independent execution of certain tests. All instructions must be publicly announced.
   3. Riders must be judged at the medium walk, working trot (sitting and rising), and working canter in both directions. When rising trot is permitted or requested, the rider should change the diagonal when changing directions, except during a lengthening. The correct diagonal is considered to be when the rider is sitting when the outside front foot and inside hind foot are on the ground.
   4. In judging the position, seat and use of aids, judges may include the following movements and exercises as required at Training and First Level:
      May be ridden as a group:
      a. Free walk
      b. Transitions from one gait to the next in both directions
      c. Transitions from walk to halt and vice versa
      d. Change of direction across the diagonal, down the centerline, across the arena, and/or by making a half-circle at the walk or trot
   5. Additional tests from which judges may choose movements and exercises, as required at Training and First Level, to be ridden in small groups or independently:
      a. Transitions
      b. Leg yield
      c. Changes of lead through trot
      d. Serpentine at the trot
      e. Shallow loop serpentine in canter, maintaining lead
      f. Trot lengthening and/or canter lengthening
   6. In Semi-Finals classes, it is not required that all riders in a class perform independent tests. The judges may, at their discretion, choose to require independent tests, and they may select any number of riders in the class to perform one or more independent tests. However, independent tests must be required of each rider in Federation DSM Finals classes.
   7. No change of horses shall be required in Semi-Finals or Finals competition.
   8. The number of horses required to work at the same time shall be limited to no more than 25. Groups may be divided into smaller sections, at the discretion of the judges, for safety and convenience. Judges may also limit the number of horses required to canter at the same time, at their discretion.

j. Competition Ring.
   1. Dressage Seat Medal Semi-Finals and Finals classes may be held in an enclosed ring that is larger than a standard dressage arena, if available. If such a space is not available, an open schooling area is permitted. If classes must be held in a dressage arena, it must be at least 20m x 60m, and no more than 6 horses shall be asked to canter at the same time.

BOD 06/17/2025 Effective 12/1/2025

DR134 Materiale Class

1. Dressage Competitions may offer Materiale classes in the following categories: Three-year old Fillies, Three-year old Colts and Geldings, Four and Five-year old Mares, and Four and Five-year old Stallions and Geldings. Classes for fillies and mares may not be combined with classes for colts, geldings or stallions.
2. Horses will be evaluated according to the criteria listed on the "USDF Materiale Class Scoresheet," and classes must be conducted according to the USDF "Procedures to Host USDF Materiale Classes".
3. When Materiale classes are held at a Dressage Competition that offers only Dressage classes, or both Dressage and Dressage Sport Horse Breeding classes, they may be judged by any classification of Dressage judge.

4. Two numbers (min. 3” x 5”) must be provided to and worn by Materiale class entries and they must be positioned on each side of the saddle pad to be clearly visible at all times.

DR135 Pony Measurement

1. General
   a. Any animal not over 148 centimeters without shoes, or 149 centimeters with shoes is classified as a pony. All other animals are classified as horses. For informational purposes only: 148 cm is approximately 14 hands 2 1/4 inches and 149 cm is approximately 14 hands 2 3/5 inches.
   b. In order to be eligible to compete in Dressage classes, tests or awards limited to ponies or Dressage Sport Horse Breeding classes, tests or awards limited to ponies, a copy of the Federation Standard or Temporary Measurement card must be submitted with the entry for each pony possessing a measurement card and competing at that competition.
   c. If a pony, age three or over, is not in possession of a fully and correctly completed measurement certificate or valid measurement form, if competition management cannot confirm the measurement electronically with the Federation, the Competition Management must order the pony to be measured at that competition if entered in Dressage classes, tests or awards limited to ponies or Dressage Sport Horse Breeding classes, tests or awards limited to ponies.
   d. A current, valid Federation Hunter/Jumper measurement card may also be acceptable as long as it is otherwise valid according to Dressage measurement requirements.
   e. Measurements must take place at a Licensed Competition in which the animal is entered to compete. All animals presented for measurement are subject to drug testing.
   f. Measurement will be required yearly from age three until the pony has reached the age of eight years. Animals three through seven years of age will be issued an annual Temporary Certificate of Measurement which is good for the competition year. The pony will have to be remeasured each year until it reaches eight years of age. Animals eight years and older will be issued a Standard Certificate of Measurement which will not need to renewed. The pony will not need to be remeasured unless there is a protest of the pony’s height.
   g. Failure to allow the pony to be measured or the animal not measuring as a pony will result in the pony being disqualified at that competition from competing in pony classes or tests or for awards limited to ponies.
   h. Measurement forms of every measurement or (those that measured as ponies) or measurement attempts (those that failed to measure as ponies) must be submitted to the Federation once the measurement process has started. Failure to submit an measurement form will subject the official to charges or penalties per Chapter GR7.
   i. If the animal fails to measure as a pony, the measurement form indicating the failure to measure is submitted to the Federation. The form must not be given or sent to the owner, but must be sent to the USEF Horse Measurement Coordinator along with the name of the owner. On the uploaded form, put the USEF Horse Measurement Coordinator or yourself on the box for email address.
   j. An owner or trainer of an animal declared ineligible on account of height may appeal the measurement to USEF. An attempt to remeasure the animal must follow the Procedures for an Appeal Measurement as outlined in DR 135.11. No additional measurement may occur except pursuant to an appeal.

2. Measurement Device and Measurement Surface
   a. A Federation Approved Measuring Stick with a metric scale must be used. All Federation approved measurement sticks will be numbered and carry the Federation logo. The stick must be available throughout the competition.
   b. A suitable surface is defined as a flat, level, hard surface, preferably a concrete slab or paved area. If a suitable surface is not available, a thick sheet of plywood may be used but any measurement will result in a ‘competition only’ measurement. (DR 135.10).

3. Measurement Officials
   a. Measurements must be conducted by an eligible Dressage Technical Delegate who is certified by the Federation to conduct Dressage pony measurements and is officiating at the competition, as well as the Competition Veterinarian.
   b. If the official Competition Veterinarian is not present at the competition, or not available when on call, the measurement may be conducted by the Technical Delegate and a Judge officiating at the competition or another Technical Delegate officiating at the competition; however, the measurement will be for the purposes of that ‘competition only’ and no measurement card will be issued. Measurement forms will be sent to the Federation, but will not be given to the owner. (DR135.10)
   c. A Technical Delegate may not measure an animal that is owned by a member of their family or by any of their or their family member’s clients. (GR1041.2)

d. Technical Delegates and other competition officials who measure ponies at a competition are responsible for their true measurement and must use the Federation approved measurement stick. The names of the measuring officials will be printed on the measurement card and they may be subject to penalties per Chapter GR7 if it is subsequently determined that a measurement is incorrect.

4. Dressage Competition Levels Measurement Requirements, Procedures and Fees
   a. All levels of Dressage Competitions holding Dressage classes, tests or awards limited to ponies or Dressage Sport Horse Breeding classes, tests or awards limited to ponies are responsible for providing a Federation Approved Measurement Stick, and a suitable surface for measurements.
   b. Level 3-5 competitions must make measurement of ponies available. If Level 1-2 competitions are not offering pony classes, awards or tests, they are not required to arrange measurements at their competition, but have the discretion to do so in accordance with all procedures contained in this rule.
   c. When measurements are required pursuant to paragraphs a and b above, the prize list must include the official measurement time period when the necessary officials will be available to conduct measurements.
   d. Measurement Times and Fees:
      i. At all competitions (including Levels 1-5) where pony tests, classes or awards are offered and the official veterinarian is on call or on the grounds, the prize list must include the time period when the official competition veterinarian will be available to conduct measurements.
      ii. Alternatively, when the competition veterinarian is on call and an additional measurement time is necessary, management must receive a written request for measurement from the owner or agent at least five days prior to the start of competition. When the veterinarian is required to be on the grounds, the measurement request must be received prior to the start of competition. Management must schedule the competition veterinarian to conduct the measurement.
      iii. Only one total maximum fee of $150 per measurement can be charged when measurements are conducted during a time when the competition veterinarian is on call and only one total maximum fee of $50 per measurement can be charged when the competition veterinarian is on the grounds. If the maximum fee is paid to the veterinarian, neither management nor the veterinarian may charge an additional fee amount. The competition veterinarian shall agree not to charge more than the maximum fees stated above. The total fee paid to the veterinarian and the competition shall not exceed $150/animal when the veterinarian is on call and shall not exceed $50/animal when the veterinarian is on the grounds.
5. Memberships
   a. Before any animal is measured, the person presenting the animal must have one of the following in his possession: the owner's USEF membership number, a signed statement that membership has been applied for, or proof of Equine Canada membership.
   b. If the animal is leased, both the lessee and the lessor must be Federation Active Members in good standing at the time of the measurement. The lease must be recorded with the Federation. See GR1108 for rules pertaining to leases.
   c. The animal must have a USEF Horse Recording number or Horse Identification number.
6. Completion of the Form
   a. Measurements must be recorded on the Federation "Combined Driving and Dressage Pony Measurement Form (paper version, uploaded electronically), according to GR501 and the requirements on the form Measurements must be taken and recorded in centimeters.
   b. The information on the top of the measurement form must be provided by the owner/agent, who must be 18 or over, prior to the measurement taking place. It must contain the name and title of the person providing the information.
   c. The TD must complete the competition name and number, the date of the measurement, and the measurement stick number. The animal's age, sex, color, breed, and markings must also be recorded.
   d. The purpose of the measurement will be indicated on the form: first measurement, a remeasurement to replace a temporary card, a protest or appeal measurement or a competition only measurement.
7. Method of Measurement
   a. Prior to presenting the animal for measurement, it is the responsibility of the owner, and in his/her interest, to ensure that the animal is handled properly, accustomed to the application of a measuring stick, and correctly prepared for measurement. Once the measurement process starts, it will be continued to completion. The form must be submitted to USEF regardless of the measurement result.
   b. Federation officials may not perform "courtesy" or "trial" measurements.
   c. An individual who is 18 or over must be present during the entire measurement process.
   d. The animal may be presented for measurement with or without shoes, regardless of how it is shown, and must be presented in a halter. A maximum of two handlers may present the animal for measurement and may not interfere with the animal in any way that will prevent it from standing in the correct position, nor may they have any direct

physical contact with the animal that would influence the measurement, except the handler may cover the animal's eyes.

e. Prior to measurement, the official Competition Veterinarian must confirm the age of the animal, observe the jog, and determine that it is sound. Upon verification of soundness, the measurement will continue forward and upon completion, the measurement will be final. If the animal is found to be lame by the official Competition Veterinarian, the measurement procedure will stop, the measurement will not be finalized and the animal is barred from showing in any classes at that competition. The measurement form, indicating the attempt to measure will be sent to the Federation. (DR 135.1.g.)

f. The animal must stand squarely on all four feet, with the front legs vertical to the ground and the back of the hocks in a vertical line with the point of the animal's quarters. The head may be lowered to find the highest point of the withers but then must come up to its natural upright position.

g. With the animal in the aforementioned position, the Technical Delegate will measure the vertical distance from the highest point of the withers to the ground. The cross-piece, arm or bar of the measuring device must be placed over the highest point of the withers and no measurement may be taken at any other part of the animal's body. Undue pressure must not be applied to the cross-piece, arm or bar. The base of the stick must be on the ground.

h. The Technical Delegate will sign and submit the on-line measurement form. If the measurement form is in the current paper format, the TD will sign the form and it is then submitted to the USEF. A copy of the form can be given to the Owner. If the measurement is a 'competition only measurement', a copy of the form is not given to the Owner. If the on-line form is utilized for a 'competition only measurement', or the animal fails to measure, the email address of the owner must not be included on the form.

i. When using a paper form, any changes to the recorded height must be initialed by both measuring officials, prior to affixing a signature.

j. Measurement forms received by the Federation that have inconsistencies or errors may result in the denial of a measurement card at the discretion of the Federation. If a pony is denied a measurement card, the Federation will notify the owner of the animal that it will have to be measured again before being eligible to compete as a pony.

8. After the Measurement

a. Except in the case of 'Competition Only' measurements, the owner will be given or sent a copy of the measurement form by the TD which is valid for 45 days from the date of measurement. The certificate will be posted on the member's USEF dashboard.

b. The measurement specifications will be recorded by the Federation on a Certificate of Measurement. A copy of this Certificate will be sent to the owner of record.

c. Measurements are conducted solely for the internal use of the Federation, its licensed competitions and its licensed officials in connection with competing for prizes, and do not constitute any representation or warranty regarding measurement information; accordingly, the Federation, its Licensed Competitions and its licensed officials make no representation and shall have no liability whatsoever for measurement errors.

9. Competition Only Measurements

a. 'Competition Only Measurement' may occur if the Competition Veterinarian is not available and the animal is measured by the competition Technical Delegate and a Competition Judge or another Technical Delegate officiating at that Competition.

b. A 'Competition Only Measurement' may also occur if a suitable measuring surface is not available and the animal is measured on plywood.

c. In any situation warranting a 'Competition Only Measurement', the form is not given or sent to the owner.

10. Procedures for an Appeal Measurement

a. An owner or trainer of an animal declared ineligible as a pony on account of height may appeal the measurement. Any additional measurement of the animal may occur only after an appeal measurement request has been filed and must comply the procedures for an appeal measurement.

b. The appeal must be made to the Federation office in writing within fourteen (14) days of the measurement and must be accompanied by the required deposit

c. All expenses including veterinary fees must be paid to the Federation by the appellant. The owner or agent may be required to sign a waiver and consent on a form prepared by and acceptable to the Federation agreeing to the arrangements for the appeal measurement, agreeing to the administration of Lasix to the animal to aid in the collection of a urine sample for laboratory tests for Federation forbidden substances, agreeing that the appeal measurement shall be final and unappealable to a court of law, and agreeing that the owner and trainer of the animal each release and hold the Federation, and its officers, directors and licensed officials harmless from any claim whatsoever regarding the appeal measurement and respecting any measurement of the animal made prior to the appeal measurement.

d. The Federation will select a location and time for the appeal measurement as convenient for the appellant as possible. The owner or agent must deliver the animal to the location at his own expense within 45 days of filing the appeal.

e. The measurement must be performed by at least two persons appointed by the Federation which shall include one veterinarian who is a member of the American Association of Equine Practitioners and one Registered Technical Delegate. The officials whose measurement is being appealed cannot be part of the team conducting the measurement appeal.
f. No animal submitted for an appeal measurement can show evidence of lameness. If found to be lame by the examining veterinarian, the animal cannot be remeasured for thirty (30) days and the appellant forfeits his deposit and any veterinary expenses incurred. Each animal submitted for an appeal measurement may be tested for drugs and medications in accordance with General Rules, Chapter GR4, GR405.
g. The measurement made pursuant to an appeal is final.

11. Procedures for a Protest Measurement
    a. If a pony is in possession of a fully and correctly completed Measurement Certificate and its height is questioned by a competition official, the Technical Delegate must request, through the Federation, that the pony be remeasured by a licensed Dressage Technical Delegate and a Veterinarian, who are approved by the Federation. This measurement must be made within 30 days of the request. The Federation will select a location and time for the protest measurement as convenient for the owner as possible.

BOD 06/17/2025 Effective 12/1/2025

DR136 Exhibition (Class or Demonstration)

1. An Exhibition may be held as either a recognized but unrated class or as a demonstration, under the following conditions:
    a. Only exhibition classes held for the purpose of entertainment are permitted at Dressage competitions and are limited to costume classes (costume freestyle, quadrille, pas de deux, etc.), group or team competitions, and leadline classes.
    b. Exhibition classes cannot be limited to any breed or registry of horse and cannot be held under the rules of any other Federation division or affiliate organization (exception: USDF).
    c. Exhibition classes must be advertised in the prize list and may be judged and ranked. Exhibition classes that are judged or ranked must follow DR123. If an exhibition class is to be ranked for the purposes of ribbons or prize money, it must be judged.
    d. If an exhibition class has multiple components, the dressage portion must be judged by a Dressage judge licensed by the Federation.
    e. Results may not be counted for high score awards, championships or for Federation or Federation affiliate awards.
    f. Exhibition class results must be clearly separated from competition results and noted as being from an exhibition class.
    g. Entries in costume freestyle classes must be eligible according to Dressage Division rules, including DR129.
    h. No more than two exhibition classes may be held per licensed competition day and the dressage part in any class may not be divided into divisions or sections for any purpose.
2. Exhibition demonstrations may also be held using horses individually, in groups or in entertainment acts. Such exhibition demonstrations cannot be held as a class.
3. Horses used in exhibition classes, demonstrations and retirement ceremonies are subject to the provisions of GR839, but are exempt from the dress and saddlery rules of the competition, except that protective headgear is required for all mounted participants in exhibition classes. Demonstrations that are educational or for entertainment purposes (e.g. vaulting, historical reenactments, trick riding) are exempted from the protective headgear rules except for those competitors riding horses who are entered in the competition.

DR137 Maiden, Novice, and Limit Classes.

1. Maiden, Novice and Limit classes or divisions are open to horse/rider combinations which have not attained one/three/six scores of 60% or higher, respectively, in Dressage classes at Federation or Equine Canada licensed competitions in the particular level in which they are shown.
2. The status of Maiden, Novice or Limit entries is as of the closing date of entries for any particular Licensed Competition.

3. Scores attained at a lower dressage level do not count in the reckoning of Maiden, Novice, or Limit status at a higher level, however, the same horse/rider combination cannot compete in Maiden, Novice or Limit classes or divisions if they have previously competed at a higher dressage level in a Federation or Equine Canada licensed competition.

SUBCHAPTER DR-2 DRESSAGE SPORT HORSE BREEDING

DR201 Purpose

To encourage the breeding of horses suitable for dressage and to provide an opportunity to demonstrate the effectiveness of breeding programs.

DR202 General Regulations

1. Dressage Sport Horse Breeding classes held at a Dressage Competition must be conducted in compliance with DR126.1.
2. A competition with a Federation Licensed Dressage Sport Horse Breeding division must have a Federation licensed Dressage Sport Horse breeding judge and a Federation licensed dressage technical delegate. Guest Cards will not be allowed.
3. A breeding division for dressage may be held separately or in conjunction with any Licensed Competition. Dressage Sport Breeding (DSHB) classes can be held with any level of Dressage Competition. Competitions offering only DSHB classes can choose Level 1 or Level 2 criteria.
4. Classes shall be open to any horse and/or pony without regard to size, breed or origin. Classes for ponies or specific breeds may also be included and must be clearly specified in the prize list.
5. Horses' quality shall be evaluated as to potential for dressage/sport horses or breeding stock.
6. Current USDF Dressage Sport Horse Breeding Scoresheets are required for the classes listed in DR204, including Individual Breed Classes and classes for Amateur and Jr/YR Handlers, except that scoresheets are not required for "Suitable to Become a Dressage Horse" classes.
7. The competition manager or secretary may not serve as judge or compete as rider, handler or assistant handler in their own competition. However, they may show Hors de Concours if they designate an assistant in charge while they are showing. This does not absolve the manager's or secretary's duties and responsibilities. The competition manager or secretary may own horses that compete in their own competition. The competition manager and secretary of Federation- licensed/USDF-recognized competitions must be current USDF Participating or Group members in good standing at the time competition recognition is granted and on the date of the competition.
8. When Dressage Sport Horse Breeding, Dressage or other classes or divisions are recognized by the Federation under the same competition number, duplicate Federation fees (drug, Show Pass, affidavit, etc.) may not be charged to exhibitors, regardless of whether different competition secretaries officiate in these classes or divisions. See GR407 and GR1213.6.
9. All DSHB classes must be conducted under Federation rules, and are Federation recognized classes as specified in GR301.
10. The requirements of DR126.2.d and DR123.9 apply to DSHB divisions and classes, including the requirement to provide shelter from weather for judges at outdoor competitions.
11. Requirements for scheduling DSHB divisions and classes:
    a. A tentative class schedule must be included in the prize list.
    b. Organizers must prepare a tentative time schedule including all start times. If possible, competitors should be notified of their start times prior to arrival at the competition.
    c. The time schedule must be posted in a conspicuous place by noon the day before the competition. Competitions may reserve the right to fill a competitor's subsequent start times if that competitor fails to notify the competition secretary of their intention to scratch (i.e. is a "no show").
    d. DSHB classes must be run in their entirety and horses may not be scheduled out of class sequence. However, when preparing a time schedule consideration must be given to riders/horses entered in more than one class or riding more than one horse.

12. Riders in any Under Saddle (including Suitability) or Materiale class are permitted to ride only one horse per class, including classes divided for judging purposes per DR209.3.
13. No handler or assistant handler under age fourteen is permitted to handle two or three your old colts, or stallions of any age.
14. No handler or assistant handler under age ten is permitted to handle horses or ponies of any age except in Junior/YR Handler classes.
15. No rider under the age fourteen is permitted to ride a three-year old colt, or stallion of any age, in any under saddle class including Dressage Sport Horse Prospect Under Saddle, Materiale and Suitability classes.
16. The term “horse” as used in these rules denotes either a horse or pony. (See GR126.1)

DR203 Definitions

1. Stallion—For the purposes of this division only, an ungelded male horse, four years old or older.
2. Broodmare—A female horse, four years old or older which is in foal, or is currently nursing.
3. Yeld mare—A female horse, four years old or older, which has previously been bred but is not currently bred or nursing.
4. Maiden mare—A female horse, four years old or older, which has never been bred.
5. Filly—A female horse, three years old or younger.
6. Colt—An ungelded male horse, three years old or younger.
7. Gelding—A gelded male horse of any age. Geldings are not eligible to compete in Dressage Breeding Stock In Hand classes. Geldings four years old and older are eligible to compete only in Group, Materiale, Dressage Suitability and Individual Breed classes. Four-year-old geldings are also eligible to compete in the Four-Year-Old Prospect classes. Other in-hand classes for mature geldings are not permitted.
8. Young Horse—For purposes of Dressage Sport Horse Breeding only, a filly, colt or gelding three years old or under.
9. Mature Horse—A mare, stallion or gelding four years old or older.
10. Dressage Sport Horse Prospect - A category of in-hand classes that can be held for Young Horses (fillies, colts, and geldings up to three years of age) and Four-Year-Old Prospects (mares, stallions, and geldings at four years of age).
11. Dressage Breeding Stock—A category of in-hand classes that can be held only for Mature Horses (mares and stallions four years old and older).
12. Breeder—The owner or lessee of the mare at the time of foaling.
13. Age—For competition purposes, any horse is considered to be one year old on the first day of January following the actual date of foaling. In order to compete in any under saddle or materiale class, a horse must be at least 36 months of age at the time of competition.
14. Handler—Any person who holds, walks or trots a horse while it is being judged in the competition area or ring for any In-Hand, Group or Championship class, except as noted below.
15. Assistant Handler—Any person, other than the Handler, who holds or walks a horse in the competition area or ring during a class, whether or not it is being judged. An Assistant Handler is permitted only for call-backs after In-Hand or Group classes, for Championships and for handling non-competing mares or foals which accompany another entry in the competition ring. Assistant Handlers may not show a horse at the trot (except for horses not being judged but accompanying a mare or foal that is being judged), and if not Federation members, are exempted from the Federation Show Pass fee, but are otherwise subject to all rules regarding Handlers.
16. For competition purposes, a mare’s breeding status on January 1 will remain the same until December 31 of the same calendar year (i.e., a mare that is in foal or nursing will remain a broodmare for competition purposes after her foal is weaned, regardless of her actual breeding status, until December 31 of the same year. If she is not in foal on January 1 of the next calendar year, she will remain a Yeld mare, for competition purposes, throughout the next calendar year even if she is successfully re-bred during that year). Exception: During the calendar year in which an embryo-transfer recipient mare is due to foal, the embryo-transfer donor mare must compete according to her breeding status on January 1 of the prior year.
17. For competition purposes, a stallion is considered “standing at stud” if he has been advertised for breeding or has covered a mare (either live cover or artificial insemination) within 12 months of a competition, even if the breeding did not result in a live foal.

DR204 Classes

1. Dressage Sport Horse Prospect In Hand classes may be held for Young Horses: fillies, colts, and geldings in any age groups three years old and under, and Four-Year-Old Prospects: mares, stallions, and geldings at four years of age. Dressage Breeding Stock In Hand classes may be held for Mature Horses: mares and stallions, age groups four years old and older. Any of the following classes may be included or combined at the discretion of Competition Management with the exception that in sport horse or breeding classes (in-hand), horses of one sex shall not be judged against those of the opposite sex except in specified Group classes, Championship classes or special classes for single breeds (Individual Breed Classes), ponies or amateur or junior/young rider handlers. Colts and geldings may be shown together.
2. The following classes may be offered and may vary at the discretion of Competition Management:
   a. In-Hand Classes (Prize List must specify Sport Horse Prospect or Breeding Stock). The following Sport Horse Prospect classes may be offered: Fillies of current calendar year with or without dam (fillies only to be judged); Colts of current calendar year with or without dam (colts only to be judged); Yearling fillies; Yearling colts; Yearling geldings; Two-year-old fillies; Two-year-old colts; Two-year-old geldings; Three-year-old fillies; Three-year-old colts; Three-year-old geldings; Four-year-old mares; Four-year-old stallions; Four-year-old geldings. The following Breeding Stock classes may be offered and may be divided by age, except suitable to become a broodmare: Four-year-old and older maiden mares; Four-year-old and older broodmares (yeld) without foals; Four-year-old and older broodmares with foals at foot (Mare only to be judged); Suitable to become a broodmare; Four-year-old and older stallions. Group Classes (Multiple ownership is permitted in all classes and owners must be listed for each horse. Horses not required to have shown in individual In-Hand classes): Broodmare and foal (Entered under dam's name. To be judged 50% mare and 50% offspring); Dam and produce (Dam and two or three of her offspring; prize list will specify two or three. Entered under dam's name. To be judged 50% dam and 50% offspring); Produce of Dam (with or without dam, two or three offspring. Entered under dam's name. Offspring only to be judged); Sire and Get (sire and two or three of his get. Entered under sire's name. To be judged 50% stallion and 50% get); Get of sire (without sire, two or three of his get. Entered under sire's name. Get only to be judged); Breeder's Group (Group of no more than three horses of any age or sex, all bred by the exhibitor and entered under the exhibitor's name). Family Class (Three mares related in one of three ways: mother and two daughters; mother, daughter and granddaughters; three daughters mother deceased. To be judged 50% overall family quality and 50% improvement in successive breedings.)
   b. Championship Classes may be offered at the discretion of management in accordance with the judging specifications outlined in DR210.5. Details must be included in prize list.
   c. Dressage/Sport Horse Under Saddle Classes. Horses entered in the following classes are not required to have shown in any in-hand or group classes. Classes for the same sex may be combined at the discretion of the management: Three-year-old fillies; Three-year-old colts and geldings; Four-year-old and older mares; Four-year-old and older stallions and geldings; Suitable to Become a Dressage Horse may also be offered as per DR131. Horses are placed and no actual scores are awarded for Suitable to Become a Dressage Horse classes.
   d. Materiale Classes may be offered in the following categories: Three-year-old Fillies, Three-year-old Colts and Geldings, Four and Five-year old Mares, and Four- and Five-year-old Stallions and Geldings. Separate classes may be held for Four-year-olds and Five-year-olds at the discretion of Competition Management. Classes for fillies and mares may not be combined with classes for colts, geldings or stallions, except in Materiale Championships classes. Horses will be evaluated according to the criteria listed on the "USDF Materiale Class" Scoresheet, and classes must be conducted according to the USDF "Procedures to Host USDF Materiale Classes". Horses or ponies may not be required to show in any in-hand, group or under saddle class in order to compete in a Materiale Class.
   e. Individual Breed Classes (i.e., special classes for single breeds) may be offered for horses of the same breed or breed registry. Eligibility requirements for these classes must be listed in the prize list. Horses of the opposite sex may be shown together. USDF Sport Horse Prospect scoresheets must be used in all IBC classes and Four-Year-Old Dressage Prospect In-Hand classes.
   f. Classes for Amateur and/or Jr/YR Handlers may be offered. Amateur handlers must have current Federation amateur certification. Stallions are permitted in these classes unless prohibited in the prize list. Any other eligibility requirements for horses and handlers must be stated in the prize list. The USDF Amateur Handler scoresheet must be used for Jr/YR as well as Amateur Handler classes.

g. Pony classes are limited to animals not over 148 centimeters without shoes, or 149 centimeters with shoes and otherwise in compliance with DR134. Entries in pony classes open to animals under age three must present evidence that (1) sire and/or dam (either or both) are registered with a pony breed or (2) sire and/or dam have valid Federation Pony Measurement Cards. Measurement of animals under age three is not permitted. (See DR135) Ponies of the opposite sex may be shown together. (See DR204.1)

DR205 Entries

1. Entries in produce of dam and get of sire classes must be made by the owner of the dam or sire, or with written permission from the owner, in the name of that dam or sire.
2. All offspring entered in produce of dam and get of sire classes must be named on the entry form. Multiple ownership is permitted and owners must be listed.
3. Each horse entered in a group class must have an individual entry form completed and on file with the competition secretary, even if the horse is not competing in other classes. Federation fees and at least a Federation HID must be submitted for each horse in a group entry.
4. Mares may not compete under saddle or in materiale classes after their eighth month of pregnancy or within three months after foaling.
5. Any and all handlers (including Assistant Handlers) of horses in the competition ring are required to sign an entry blank (see GR908.2). Handlers must be Federation members or pay a Show Pass fee. Assistant Handlers need not be Federation members and are exempted from the Show Pass fee. Only handlers and assistant handlers may act as whip assistants in the competition ring.
6. All handlers, assistant handlers and whip assistants entering the competition ring must be identified by show management with a wristband or other form of identification to ensure each individual has signed an entry form and/or separate handler/assistant handler release form. Wristbands or other types of identification for handlers and assistant handlers must be of a type not transferable to another person. Competition areas must be monitored by ring stewards to ensure that only eligible handlers and assistant handlers are permitted to enter the arena. Judges must excuse horses with handlers and/or assistant handlers who are not properly identified.
7. Management is responsible for having one or more safety officers or ring stewards at the gate(s) of the competition arena(s) to monitor safe conditions for horses, handlers and spectators. Separate gates for entry and exit and separate holding areas for fillies/mares and colts/stallions are recommended. (For purposes of this rule, a “safety officer” is any individual appointed by competition management to assist in the enforcement of this rule.)

DR206 Equipment and Turn Out

1. Braiding is optional.
2. Bridles are mandatory on all horses age two or older in the competition ring, including non-competing mares accompanying a foal. Bridles are forbidden on foals and weanlings but are permitted on yearlings. A bridle shall consist of a snaffle type bit (as pictured in DR 121, Figure 121.1) with two reins and headstall with throatlatch. Reins must be attached only to bits as described in DR121.3.e. Noseband is optional. A split or single chain with a lead may be used instead of or in addition to reins, however a lead shank is required if reins are placed over the horse’s neck and the handler must hold the lead shank. Horses under the age of two may be shown in halters, except as noted above and chain leads shanks may be used. It is recommended that the length of a lead be no more than 10 feet, however, when safety is a concern, a lunge line may be used as a lead. A traditional halter must be used; it must be made of leather or leather-like material and may be reinforced with nylon. European Foal Show Halters (halters with a cavesson, browband and throatlatch but no bit attachment) may only be used on current year foals.
3. Bandages of any kind are forbidden during a class.
4. The handler, assistant handler and/or a whip assistant may each carry only one whip, or one standard lungeing whip (without attachments, i.e. plastic bags, etc.). In addition, disruptive noisemaking devices are not permitted in the competition ring.
5. Conservative sports attire is recommended for handlers, assistant handlers and whip assistants. (See General Rules, GR801.1)

6. Handlers, assistant handlers and whip assistants of any age must wear protective headgear as defined by this rule and otherwise in compliance with GR801 while handling or assisting in the competition ring. Any handler or assistant violating this rule at any time must immediately be prohibited from further participation until such headgear is properly in place. Protective headgear must be in compliance with the accepted testing standards published on the Federation's website. Protective headgear must carry the applicable quality testing tag and/or label. The harness must be secured and properly fitted. See GR801.
7. In Under Saddle classes, Dress must conform to DR120, and for Under Saddle and In-Hand classes, Saddlery and Equipment must conform to DR121, except that all horses using a bridle are required to compete in a snaffle pictured in DR 121, Figure 121.1.
8. Bit and saddlery inspections, conducted by a ring steward, as described in DR126.2.i.1, are not required nor are advised for DSHB classes. However, exhibitors must present bridles and bits to the Technical Delegate for inspection utilizing the methods, timeframe(s) and location(s) as communicated by competition management prior to the start of competition, with agreement of the technical delegate. The Technical Delegate must inspect at least 50% of the bits and bridles of the horses entered in the DSHB competition that are presented in a bridle. During competition, when close inspection of saddlery, equipment or bits is required in order to determine compliance with these rules, a steward or TD must accompany a horse to its stall to inspect such items when they are removed from the horse.
9. Except as noted above, the provisions of DR121 apply to all warm-up, training and competition areas. Whip attachments, loud snapping whips and disruptive noisemaking devices are not permitted in warmup areas.

DR207 General

1. Judge must excuse from the ring any unruly horse or one whose actions threaten to endanger handlers, officials, other exhibitors or their entries.
2. A scribe shall be provided for each judge whose sole duty shall be to record the judge's scores and comments on the horse's individual score card.
3. When possible, the announcement of awards will include the breeding of the horses pinned: sire, dam, dam's sire; as well as the name of the owner and the breeder.
4. Refer to USDF Dressage Sport Horse Breeding Guidelines for additional information relating to Dressage Sport Horse Breeding.
5. If the schedule permits, management may allow time for questions from competitors to judges at the end of the competition.
6. Each horse, including non-competing mares accompanying foals, must have a separate Handler or Assistant Handler at all times.
7. No horse that is not being judged may accompany another horse in the ring while being judged, except for a mare accompanying a foal or vice versa.
8. One number must be issued for each horse showing In Hand. A separate number must be issued to each entry (combination of horses) showing in group classes. Entries in Materiale and Under Saddle classes must be issued a separate number only if the rider did not also show the same horse in hand. Two numbers (min 3" x 5") must be provided to and worn by Materiale and Under Saddle class entries and they must be positioned on each side of the saddle pad to be clearly visible at all times. See GR801.10 and GR1213.11. Horses or riders are required to display only one number and may not be penalized for displaying only one number, except in Materiale and Under Saddle classes which require displaying two numbers.
9. A whip assistant may accompany horses in the competition ring.
10. Unauthorized assistance by individuals outside the competition ring is not permitted.

DR208 Competition Veterinarian

The competition veterinarian must be available to the judge, if on the premises, and the handler must give permission to the judge and/or veterinarian before either touches the horse. If the veterinarian is not immediately available, or not called upon, the judge's decision as to the serviceable soundness of a horse must be final. For further regulations governing Competition Veterinarian, refer to General Rules, GR1204.5, .6 and .7.

DR209 Conduct of Classes

1. In-Hand Classes. Horses being shown individually on the triangle.
   a. Following a posted order, entries in each class will approach the judging area one at a time, walk to the apex of the triangle, and await the judge's request to proceed on the triangle. The handler will lead the horse on the perimeter of the triangle at walk and trot, returning to the apex to stand the horse for conformation judging or to repeat any movement at the judge's request. Handlers are permitted to have one assistant if necessary. Repetition of all or any part of the movement on the triangle may be allowed at the judge's request only. At the completion of the judging, the handler will lead the horse away from the judging area. The next will enter the judging area promptly. The judge may elect to judge conformation either before and/or after judging the horse's movement on the triangle.
   b. The horse is to be shown in an "open position," i.e. with all four legs of the horse visible to the judge when standing on either side of the horse.
   c. After all horses have been shown on the triangle, some or all may be recalled (depending on size, format and schedule of the competition) to be shown in groups at a walk and trot. If horses may be recalled, the prize list or program must state that this procedure will be used.
2. Horses being shown in-hand in groups.
   a. Groups will be examined one group at a time, but not necessarily on the triangle. The judge must require all horses in the group to move at the walk and trot, either in line or moving around the arena. Horses shall stand for conformation judging before and/or after completion of the horse's movement.

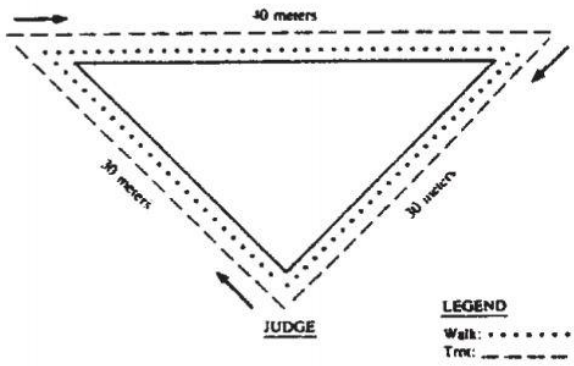

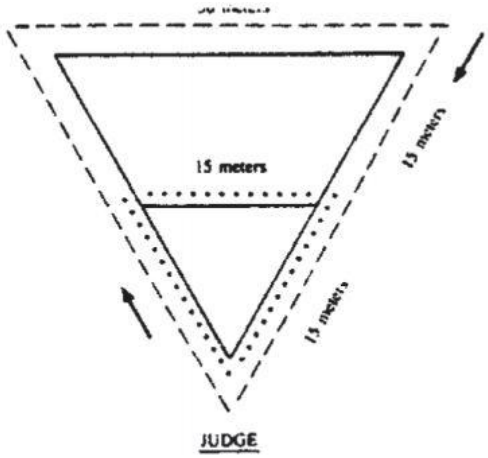

3. Horses being shown individually in hand or in groups may be asked to stand for conformation judging either by standing for the judge to move around the horse or by the judge remaining stationary (at a safe distance) and the handler turning the horse as instructed by the judge so that the horse can be judged on each side, from the front and from the back.
4. The Judging Triangle: Two basic triangle designs are acceptable for presenting horses to the judge. Competition management may choose the triangle best suited for local conditions. Triangle corners should be well defined. Footing must be firm. Decorative fencing, plants or flowers are allowed. (Horses must travel to the right. The following diagram shows suggested use of triangle). The size of either triangle may be adjusted to meet local conditions, however, the back side of the triangle must be at least 25 meters in length and the other two sides must be at least 20 meters in length. The triangle must be located within an enclosed area that can be accessed by at least one entrance.
5. Under Saddle and Materiale classes. Depending on local conditions, these classes may be divided at the judge's discretion. See DR202.10 and DR204.2d.
6. Foals or horses in other age groups may not be shown loose.

BOD 06/17/205 Effective 12/1/2025

DR210 Judging Specifications

1. In Hand Classes. (Dressage Sport Horse Prospect and Dressage Breeding Stock) Horses shall be judged at the walk and trot on the triangle, and standing for conformation.
2. Dressage Under Saddle Classes. Horses shall be judged at the medium walk, working trot and working canter in both directions. Free walk may also be required by the judge(s).
3. Group Classes. Transmissible weakness or predisposition to unsoundness shall be penalized, commensurate with severity.
4. Scoring Categories. (Scoresheets for the following classes can be obtained from USDF.)
   a. Dressage Breeding Stock and Group Classes. 50% Movement, 40% Conformation, 10% General Impression. Includes masculinity (stallion) and femininity (mare), development related to age, harmony (relationship of conformation to movement), athleticism (strength and mobility) and condition. Demonstrates good character, presence and temperament.
   b. Dressage Sport Horse Prospect Classes. 60% Movement, 30% Conformation, 10% General Impression. Includes harmony (relationship of conformation to movement), athleticism (strength and mobility), development related to age and condition. Demonstrates character, presence and temperament necessary for training.
   c. Dressage Under Saddle Classes. 60% Movement, 30% Conformation, 10% General Impression. Includes harmony (relationship of conformation to movement), athleticism (strength and mobility), development related to age and condition. Demonstrates character, presence and temperament necessary for training. Horses may be placed with no actual scores awarded.
5. Championship classes. More than one judge may officiate. The judge(s) will re-evaluate the entries, with or without awarding scores. All horses must be re-evaluated in the same manner, and all horses must be shown at the walk and trot (and canter, in applicable classes). In championship classes that are qualifying for the USDF Breeders Championship Series Finals, if all judge(s) for these championship classes have not judged all horses in their individual in-hand classes, the judge(s) must re-evaluate conformation in that championship class. If the number of entries is sufficient, a champion, reserve champion and third place reserve must be named in qualifying classes for the USDF Breeders Championships series. In USDF Breeders Championship classes, refer to USDFBC guidelines. Horses in USDF Breeders Championship classes must be shown individually on the triangle at the walk and trot, and standing for conformation. Each horse must be evaluated in the same manner and callbacks are permitted. Apprenticing is prohibited in USDF Breeders Championship Series Finals classes.
6. Conformation is to be evaluated in terms of potential trainability, potential performance and predisposition to unsoundness. Function, not fashion, is to be emphasized. Weakness or conformation faults with a predisposition to unsoundness or to difficulties in training shall be penalized. Blemishes are not to count unless resulting from conformation faults.
7. Gaits are to be evaluated in terms of purity, quality and correctness. Purity and correctness are more important than brilliance at this level. Correct gaits contributing to ease of training and the horse remaining sound and usable are more important than gaits which are merely superficially flashy. Purity and quality are judged mainly in profile. Correctness is judged mainly while the horse is coming to and going away from the judges' position. Refer to DR101-DR105 for information on the criteria and quality of gaits.
8. Unsoundness. A horse shall be disqualified for unsoundness (at the judge's discretion in Dressage Breeding and Group classes).
   a. In Dressage Sport Horse Prospect In Hand and Under Saddle classes, unsoundness is defined as showing evidence of lameness.
   b. In Dressage Breeding Stock In Hand and Group classes, unsoundness is defined as showing evidence of lameness or broken wind.
   c. Refer to DR119.1 regarding loss of sight.

DR211 Judging Procedures

1. Judge must use individual score sheets for In-Hand, Group, Individual Breed and Amateur/Jr/YR Handler classes. Class sheets must be used for Materiale and Championship classes. In the case of a large under saddle class, judges must place horses using class score sheets.

2. When two or more judges are officiating, competition management may require them to use the same score sheets and agree on each score before informing the scribe, or they may judge independently. Class score sheets, rather than individual score sheets, are permitted for Under Saddle classes only. At least two judges judging independently, using individual score sheets, are required for USDF Breeders Championship classes.
3. Decimals may be used in scoring.
4. Tied scores shall be broken first by referring to the totals of the movement scores. If still tied, the tie may be broken at the judge's discretion, by the use of decimals, or the horses may be examined again (movement only). If a class is judged by more than one judge, the judges may consult and arrive at one agreed upon placement.
5. Scores must be reported as a total based on the above percentages against a possible total of 100%, and all scores (if given) and placings must be published. Unofficial scores may be published during the class and/or final scores may be published at the end of each class. Except as noted above, all scoring and classification procedures of DR123 shall apply.

SUBCHAPTER DR-3 PARA DRESSAGE

DR301 Object of Para Dressage (PE)

1. The object of Para Equestrian Dressage is to provide and develop competition opportunities for equestrian athletes with impairments. To classify all athletes and give them a functional profile and a Grade, enabling them to compete on an equitable basis under agreed compensating aids according to their respective degree of impairment, and to give them suitable Tests for competition.
2. Refer to Subchapter DR-1 for rules not covered in Subchapter DR-3.

DR302 Position of the Athlete:

1.
   a. Wherever possible the PE Athlete should follow the object and general principles of Dressage. However, as Athletes with impairments do not have the use of the entire body, all references to the aids must be interpreted to include the use of other parts of the body and/or appropriate and approved compensating aids.
   b. Wherever able, the Athlete will try to be well balanced and steady in the saddle, conforming as far as possible to the Federation definition of the Athlete position. This position makes it possible for the Athlete to school/ride the horse progressively and correctly showing that all the movements and transitions can be obtained with as little effort of the Athlete as possible. The aids that communicate the Athlete's wishes to the horse are of great importance in Dressage.
2. Wherever possible, Athletes will ride with both hands at all PE Dressage Events, not only when executing any of the official Para Dressage Tests published by the FEI but also when executing any other FEI, USEF or USDF Test that might be ridden at the same event. However, when leaving the arena at a walk on a long rein, after having finished their performance, the Athlete may, at their own discretion, ride with only one (1) hand.
3. If foot reins are used, neither the hands nor arms may be used with the reins.

DR303 Para Dressage Tests.

1. There are five para dressage grades. These grades are designed based upon the physical and visual limitations of the athlete – not based upon their riding ability.
2. Each Grade has its own series of tests - Novice Tests, Intermediate Tests, Grand Prix Tests and Freestyle Tests. Any additional PE Tests developed by the FEI can be included. The official PE Tests are published by the FEI and can, in no case, be modified. Please refer to the FEI website for PE Tests.
3. Para Dressage and Freestyle to Music Tests are graded according to suitability for the Athletes in the five (5) Grades (I, II, III, IV and V). All Grades should be included in the prize list if possible or FEI para Test of Choice. Please note that if the prize list includes FEI Test of Choice or FEI Freestyle Test of Choice– para tests are not included as they

must be ridden in separate Test of Choice classes that are limited to Para Equestrian Athletes. Only the current FEI Para-equestrian Dressage Tests may be used in Federation Competitions.

a. In Grade I Tests, Athletes compete at walk.
b. In Grade II Tests, Athletes compete at walk and trot.
c. In Grade III Tests, Athletes compete at walk and trot.
d. In Grade IV Tests, Athletes compete at walk, trot, (including lateral work), and canter.
e. In Grade V Tests, Athletes compete at walk, trot (including lateral work), and canter (including lateral work).
f. There are some additional allowances for each grade in the Freestyle Tests. These are listed on the Freestyle Tests.

4. It is recommended wherever possible, that Grades I-III compete in a small (20m x 40m) arena. Grades IV and V must compete in a standard (20m x 60m) arena. At the discretion of competition management, all Para Dressage Tests may be ridden in a Standard arena. (Exception: Grade I - III Freestyle Tests must be held in a small arena. Grade IV - V Freestyle Tests must be held in a standard arena.) The arena sizes to be used must be indicated in the prize list. For designated national qualifying competitions, the USEF National Para-Equestrian Championships and Para Dressage Selection Trials, all tests for Grades I – III must be ridden in a small arena and Grades IV - V must be ridden in a standard size arena. See DR126.1f.14.
5. Horses competing in FEI Para Dressage tests are limited to a maximum of two Dressage rides per day including non-Para Dressage FEI, USEF, or USDF tests. See DR119.2.
6. Collective Marks are awarded, after the Athlete has finished their performance for:
   a. Paces.
   b. Activity.
   c. Submission.
   d. Equestrian feel and skill of the Athlete. Accuracy. Athlete's position is NOT taken into account as it is for USEF and USDF tests, and other FEI tests.

DR304 The Para Dressage Freestyle Tests

1. The Freestyle to Music Tests are competitions that can be used by all Grades at all levels. Each Grade has its own Test. See DR129.9.
2. Grade I, II and III Freestyle to Music Tests must be no shorter than four (4) minutes and no longer than four (4) minutes and thirty (30) seconds.
3. Grade I, II and III Freestyle to Music Tests must be performed in a twenty meters by forty meters (20mx40m) arena (no exceptions). See DR126.1f.14 and DR303.4.
4. Grades IV and V Freestyle to Music Tests must be no shorter than four (4) minutes thirty (30) seconds, and no longer than five (5) minutes.
5. Grades IV and V Freestyle to Music Tests must be ridden in a twenty meters by sixty meters (20mx60m) arena. See DR126.1f.14.
6. The music must not start more than thirty (30) seconds before the Athlete enters the arena, and the music must cease at the final salute.
7. At the beginning and end of the Test, a Halt and Salute on the center line facing the Judge at C are compulsory. The Test time will start when the Athlete moves off from the first halt and finishes at the final halt.
8. Non-permitted movements. See DR129.7d.
   a. Athletes riding in Grade I and II may not show Canter, Piaffe or Passage.
   b. Athletes riding in Grade III may not show Piaffe or Passage and only show canter work that does not include lateral work, flying changes, Half or Full Pirouettes.
   c. Athletes riding in Grade IV may not show Piaffe, Passage, sequence changes or Half or Full canter Pirouettes.
   d. Athletes riding in Grade V may not show Piaffe, Passage, one (1) time or two (2) times sequence changes or Full Pirouettes.
   e. An Athlete intentionally showing disallowed paces or movements during the execution of the Test will have eight (8) marks deducted by each Judge each time a not allowed movement is shown, and the choreography and rider skill marks will also be affected. The Athlete will not be eliminated. The decision of the Judge at C will be final in such cases.

9. On the Freestyle Test sheet there is a list of compulsory movements that must be included in the Test. On noticing that a compulsory movement has been omitted, each judge will each give zero (0) for that movement. The marks for choreography and rider skill will also be affected. The decision of the Judge at C will be final in such cases.
10. If the Freestyle test is longer or shorter than stipulated on the test sheet, zero point five percentage points (0.5%) will be deducted from the total artistic score.

DR305 Conditions of Participation

1. Athlete Classification
   a. It is a condition of participation in FEI para dressage classes that the Athlete has a permanent, verifiable and measurable physical or visual impairment which is supported by medical evidence and satisfies the minimal impairment criteria as detailed in the FEI PE Classification Manual. See DR119.11-13.
   b. All Athletes must undergo Athlete evaluation by at least one accredited PE classifier before they may participate in para dressage classes. An Athlete will be allocated a Grade for Dressage competition based on their functional Profile as described in the FEI PE Classification Manual. This functional Profile may need to be reassessed or reviewed on more than one occasion.
   c. Athletes will be assigned a Grade Status of New, Review or Confirmed following Classification and all relevant details will be included on the athletes Federation Dispensation/Classification Certificate along with their allowed compensating aids.
   d. Athletes must provide Competition Management a copy of their Federation Dispensation/Classification Certificate with their entry. A copy of their Federation Dispensation/Classification Certificate must be attached to the Athlete's test for the Judge's reference. See DR119.11-13.
   e. Athletes must ride in their allocated Grade.
2. Horses
   a. Horses must be a minimum of six (6) years of age to compete in an FEI Para Dressage class. The age is counted from the 1st January of the year of birth. Horses should be schooled to the standard required.
   b. In the interest of safety, horses must not behave in a manner deemed dangerous when in the vicinity of other horses. It is the responsibility of the Athlete that the horse is safe for the Athlete, other horses and people at the competition.
3. Participation in Para Dressage Competition
   a. U.S. athletes' minimum qualifying criteria for CPEDI's can be found in Annex C of these rules. Annex C does not apply to foreign athletes. Foreign athletes must meet qualifying requirements of their National Federation. FEI sport nationality is used in determining an athlete's foreign status.
   b. For CPEDI3* competitions, in addition to the above, all athletes are required to have previously achieved a minimum of one score of at least 60% in any test from a CPEDI2*. Scores obtained in a CPEDI3* prior to 2023 will count as satisfying this requirement, so long as the 60% has been obtained.

DR306 Dress

1. Military, police, etc. may wear civil or service dress at all Federation licensed competitions.
2. Protective Headgear must be worn in compliance with DR120.6.
3. Black or brown boots or stout riding shoes with heels must be worn. Plain black or brown half-chaps or gaiters to the knee may be used.
4. Cream, beige or white jodhpurs or breeches shall be worn, with a black or dark jacket. Contrast coloring and piping is allowed. Striped or multi-colored coats are not permitted. Tasteful and discreet accents, such as a collar of a different hue, modest piping or crystal decorations, are acceptable. A stock tie or tie that is white, off white or same color as coat is required. Gloves that are white, off white or same color as the coat may be worn. Safety vests (including inflatable), dark in color, are permitted.
5. An arm band, provided by the Athlete, in a distinctive color must be worn at all times by Athletes with visual impairment while mounted outside of the Competition arena.
6. Spurs are optional. Spurs must be made of metal. The shank must be either curved or straight, pointing directly back from the center of the spur when on the Athlete's boot. Spurs must not be offset, unless allowed as a compensating

aid and noted on the Athletes Federation Dispensation/Classification Certificate. The arm of the spur must be smooth and blunt. If rowels are used, they must be blunt, smooth (no sharp edges) and free to rotate. Metal spurs with round hard knobs are allowed ('Impuls' spurs). The knobs may rotate. "Dummy" spurs with no shank are also allowed. Athletes abusing the Horse with their spurs, whether intentionally or not may be asked to remove spurs by the Technical Delegate.

7. Earphones and/or other electronic communication devices are strictly prohibited, such usage is penalized by elimination. However, Athletes qualified to use a Commander (Reader), who are also deaf or hearing impaired as identified through the classification process may use sign language and/or they may use a radio head set during all tests. This will be stated as a compensating aid on the Federation Dispensation/Classification Certificate. Earphones or similar devices are however permitted during training and warm-up.
8. See DR120.12 for additional information pertaining to Dress.

DR307 Compensating Aids

1. Allowed Compensating Aids, standard and non-standard are determined as part of the classification process, as set forth in the FEI Classification Manual & Rules, and will be listed on the athlete's Federation Dispensation/Classification Certificate. (See Compensating Aids and FEI Rule Reference chart below). See DR120.12.
2. The use of a non-standard compensating aid must be approved and listed on the athlete's Federation Dispensation/Classification Certificate before the competition takes place. Any such request must be submitted to the Federation or FEI in writing with supporting documentation (medical documentation, aid description, photos, etc.). If approved, the aid is added to the Athlete's Federation Dispensation/Classification Certificate.
3. Voice.
   a. Athletes in Grades I, II and III may use their voice as an aid during their test in their allocated Grade, provided they do so in moderation. Grade I, II, III Athletes may not use their voice in other FEI, USEF, or USDF tests unless stated on their Federation Dispensation/Classification Certificate.
   b. Athletes in Grades IV and V may not use their voice at any time during the execution of their Test.
   c. Once a Test has started, the Athlete shall not speak to any other person, unless spoken to by the Judge. Such a fault will be penalized by each Judge by the deduction of at least two (2) marks from those that would otherwise have been awarded for the movement where this occurred.
4. Compensating Aids and FEI Rule Reference (and chart below)

Any compensating aid or allowance that is permitted for use by "all athletes" is allowed for any Para Dressage Athlete riding an FEI Para Dressage test or other FEI, USEF, or USDF test.

Compensating Aids or allowance	Refer to Rule number for full details	Who can use it	Included on classification master list
Standard Compensating Aids (see below)	Annex IV	Standard aids, equipment allowed as described in the FEI PE Dressage rules January 2016	See below
Voice	Annex V of the FEI Classification Manual	As determined through classification process	No
Salute with head only	8416.3	All athletes	No
Sitting or rising trot	Annex IV	All athletes	No
Gloves optional	Annex IV	All athletes	No
Spurs optional	10	All athletes	No
Offset spurs	10	As determined through classification process	Yes

Electronic communication devices	8429.13.3.1	As determined through classification process	Yes
Saddle - any type	8431.1.1	All athletes	No
Deep saddle	8431.1.1	All athletes	No
Raised pommel or cantle	Annex IV	As determined through classification process	Yes
Seat Saver	Annex IV	As determined through classification process	Yes
Soft (flexible) hand hold	8432.3.1	All athletes	No
Hard (firm) hand hold	8432.3.3	As determined through classification process	Yes
1 whip	8432.4.1	All athletes	No
2 whips	8432.4.2	As determined through classification process	Yes
Non conventional or curved whip	8432.4.2	As determined through classification process	Yes
Breast plate and/or neck strap	8432.3.3	All athletes	No
Reins, including split rein on double bridle	8431.2.5-6	All athletes	No
Foot reins	8432.5.3	As determined through classification process	Yes
Loop reins	8432.5.7	As determined through classification process	Yes
Connecting rein bar	8432.5.8	As determined through classification process	Yes
Reins through ring on saddle	8432.5.5	As determined through classification process	Yes
Elastic insert reins	8432.5.1	All athletes	No
Velcro - amount	8432.6.3	As determined through classification process	Yes
Strap stirrup leather or stirrup iron to girth	8432.6.4	As determined through classification process	Yes
Elastic bands on stirrups	8432.7.3	All athletes	No
Magnetic stirrups	8432.7.3	All athletes	No
Enclosed stirrups	8432.7.4	All athletes	No
No stirrups	8432.7.2	As determined through classification process	Yes
Commander (to call the test)	8429.4	As determined through classification process	Yes
Use of sign language	Annex IV	As determined through classification process	Yes

Callers (for athletes with visual impairment)	8429.4.10	As determined through classification process	Yes
Beacon beeper	8429.4.10	As determined through classification process	Yes
Safety vests including inflatable	8427.8	All athletes	No
Non-standard compensating aids	8432.1	Aids or equipment not described above. Must be approved by the FEI compensating aids panel and supported through classification process.	Yes

DR308 Saddlery

1. Athletes must use snaffle or double bridles. Athletes whose riding appears to near the level of abuse to the horse, whether intentionally or not, will be asked to make changes by the Technical Delegate in consultation with Competition Management, or Judge. See DR121.3.j.6.
2. See DR121.2 for information on bits that are permitted for Para Dressage. Exception to DR121.2: Bits may be covered with latex for Para Dressage tests but not for other dressage tests or classes.
3. Nosebands. It is obligatory to use a noseband. Normal dropped nosebands and flash straps must lie in the chin groove. A horse may be equipped with no more than one (1) noseband (a flash strap is considered to be part of the noseband). Nosebands, including their adjustment, must be in compliance with DR121.3.d.2.
4. A well-fitting, well maintained saddle, suitable to the horse and Athlete shall be used. At the halt there must be a clear three centimeters (3cm) between any means of support and the Athlete's trunk. Any adaptations to a saddle must allow the Athlete to fall free of the horse. No saddle must be deeper in the seat than twelve centimeters (12cm) with the seat pressed down. This is measured from the seat to the middle of a line from top of pommel to top of cantle.
5. Handhold.
   a. The use of a soft (flexible) handhold, not more than thirty centimeters (30cm) wide, to assist the Athlete to balance, may be attached to the front of the saddle, in front of or above the pommel. Such a handhold may not be more than ten centimeters (10cm) above the top of the pommel when held.
   b. If a hard (fixed/rigid) handhold is essential, it must be stated on the Federation Dispensation/Classification Certificate. The hard handhold must comply with the same measurement criteria as the soft handhold. The Federation reserves the right to allow dispensation to these measures according to the specific impairment of an Athlete.
6. Whips. One (1) whip (a total maximum length of one hundred twenty centimeters (120 cm)) may be carried. Two (2) whips may only be used if they are specified as a compensating aid for the Athlete on their Federation Dispensation/Classification Certificate. Any alteration to conventional or curved whips must be listed on the Athlete's Federation Dispensation/Classification Certificate. If whips are required for use in other USEF or FEI tests for able-bodied Athletes, this must be stated on the Athlete's Federation Dispensation/Classification Certificate.
7. Other Para Dressage Saddlery Aids Allowed/Not Allowed
   a. Breast plates, neck straps, handholds (see 5.b. above) are allowed. Martingales, blinkers, side, balancing, running, bearing and similar reins are forbidden. Any rein adaptation that produces a similar effect to these forbidden reins is not permitted. Any rein from any bit in the Horse's mouth must be in direct contact with the Athlete. This means that if riding in a double bridle the two (2) reins on one (1) side must either both go to the Athlete's hand(s) or be connected into one (1) rein before reaching the Athlete (split reins). Elastic insert reins are allowed. Foot reins are only allowed when no other reins are going to be controlled by arm(s) or hand(s)/fingers from the upper part of the body of the Athlete. See DR117.4-5.
   b. If the rein is not used in a conventional manner, it must be in as straight a line as possible from the Athlete's point of contact on the reins to the Horse's mouth. For Athletes with two (2) very short arms reins may be run through

rings that are attached to the front of the saddle by leather straps. These rings must not be in a fixed position, but shall be loose. Athletes using such rings must have details noted on the Federation Dispensation/Classification Certificate.

c. Athletes must not be held in position by any mechanism that does not automatically release in the event of an accident.

d. Use of Velcro or similar material.
   1. Velcro may be used on the lower limbs to assist the Athlete in the saddle where there is an identified need as determined by the Athlete's functional profile and Grade. The use of Velcro in this way must be recorded as a compensating aid for their Athlete on the Federation Dispensation/Classification Certificate.
   2. The total amount of overlapping Velcro, or similar material, used by any Athlete, must not exceed fifty square centimeters (50 sq. cm). Each overlap contact must not exceed the dimensions of three centimeters by six centimeters (3cmx6cm). The total area of overlapping Velcro or similar material per leg must not exceed three centimeters (3cm) wide by six centimeters (6cm) of overlap contact. For safety reasons it is recommended that it is fastened in a 'V' shape.
   3. A Velcro or thin leather strap may be used to attach the stirrup leather or the stirrup iron to the girth to assist control of the lower leg where there is an identified need as determined by the Athlete's functional profile and Grade. This must be recorded as a compensating aid for the Athlete on their Federation Dispensation/Classification Certificate.
   4. Velcro or similar materials must, in all cases, allow the Athlete to fall free of the Horse.

e. Elastic rubber bands may be used to keep the feet in the stirrups. Such elastic must be of a width and strength to allow the Athlete to fall free of the Horse. Magnetic stirrups are permitted.

f. To prevent the possibility of the foot sliding through the stirrup, stirrups may be closed at the front (enclosed stirrups). If an Athlete has only one (1) leg, they may ride with only one (1) stirrup. If they use a prosthesis, they must use two (2) stirrups. An Athlete may only ride without stirrups if this is specified on their Federation Dispensation/Classification Certificate. See DR117.5.

8. Fly hoods (ear covers) are permitted for all Events in compliance with DR121.8. Ear plugs are not permitted except during awards ceremonies. Ear hoods may not be attached to the noseband.
9. The ring steward should check the saddlery of one-third of the horses in each class immediately after the horse leaves the arena, in compliance with DR126.2.i.1. In Selection Trials and National Championship classes, the saddlery of all horses will be checked. Any discrepancy will be reported to the Judge at C and may entail elimination. Management must provide a copy of each Athlete's Federation Dispensation/Classification Certificate to the ring stewards for all Para Athletes.
10. Refer to DR121 for rules not specifically covered under DR308. Due to the complex nature of the saddlery used by some Para riders, refer to the FEI rulebook for any additional requirements for bits and bridles not covered in DR121. See Article 8428 of the FEI Para Dressage rules.
11. It is the responsibility of the Athlete to ensure that all special equipment/compensating aids are allowed under the Para-Equestrian Dressage rules, and that any used are noted on the Athlete's Federation Dispensation/Classification Certificate.

DR309 Execution of the Tests

1. The FEI PE Dressage Tests must be carried out entirely from memory, and all movements must follow in the order laid down in the Test; except for those Athletes who may have their Tests commanded(Read) and/or called as a compensating aid listed on their Federation Dispensation/Classification Certificate. See DR122.1.
2. Penalties: Every "error of course", whether the bell is sounded or not, must be penalized.
   First error - Zero point five percentage points (0.5%) from the total score
   Second error - One percentage point (1%) from the total score
   Third error – Elimination
   See DR122.5c3.
3. PE Athletes must enter the arena within forty five (45) seconds after the sound of the bell or they are eliminated. In the Freestyle, the Athlete has forty five (45) seconds to signal to start the music.

4. On the grounds of safety, Athletes in Grade I, II, III and Profile 36 (totally blind) may be accompanied around the outside of the arena by the trainer or their representative before the Test starts. They may be led, but must not be schooled from the ground. This person may stand outside the arena on the field of play during the Test.
5. All Para Equestrian Athletes may salute with a nod of their head only. Helmets must not be removed at the salute, and contact must be maintained on the reins.
6. A Horse leaving the arena completely, with all four (4) feet and in a willful manner, causing the Athlete to lose control, will be eliminated. However, if the Athlete directs the Horse to the outside of the arena or the arena is not fully boarded, the Horse is not automatically eliminated. The Judge at C will make this the decision, but a heavy deduction in marks will occur if the Athlete is not eliminated.
7. Any outside assistance (other than approved Commander or Callers) or intervention, including coaching by voice, signs etc., may result in elimination, at the discretion of the Judge.
8. In cases where an Athlete stops the test and receives outside assistance in order to turn a temporarily unsafe situation back into a safe situation (i.e. a lost stirrup), each judge should give zero (0) for the particular movement, but allow the Athlete to continue their Test. However, if the danger seems to be of a more permanent character it shall remain the discretion of the Judge at C to eliminate the combination.
9. The Athlete's trainer or representative may stand near the Competition arena to relay the Judges' instructions, if necessary. Some athletes with mental impairment may need this additional communication.
10. For Grade I, II and III, helpers may be placed in corners outside the arena for safety reasons. In an emergency, they may give physical assistance. Penalties will be at the discretion of the Judge at C, who may also eliminate the Athlete either at the time, or at the conclusion of the Test.
11. For Grade I, II and III, if circumstances allow, a companion Horse may stand adjacent to the arena in an area designated and approved by the Technical Delegate.
12. If radio communication is used, a copy of the written choreography must be given to the Technical Delegate or their designee who will monitor the reader and report to the judge if unauthorized assistance is given to the athlete.

DR310 Athletes who are Blind or Have Visual Impairment, Commanders (Readers) and Callers (Living Letters)

1. Definitions: Para dressage has slightly different definitions for Commanders (Readers) and Callers (Living Letters). The Commander (Reader) is the individual that reads the Test during the ride. Callers (Living Letters) call out the letters to those Athletes with visual impairment who need this assistance during their ride.
2. Athletes who wish to have a Commander (Reader) must apply to the Federation or FEI for permission, clearly stating the reason for the need and providing supporting documentation. Permission to use a Commander must be stated on the Athlete's Federation Dispensation/Classification Certificate. Tests must be commanded in English. The Commander is only allowed to read the test and is not allowed to give other instructions or comments. However, the Commander is allowed to repeat each movement once. Athletes shall have no more than one (1) Commander (Reader) who shall stand in a fixed position outside the arena at E or B, or if this is not possible, stand as directed by the Judge at C. Commanders (Readers) may not carry a whip.
3. Radio communication may not be used during the test. Exceptions: A Commander (Reader) may use sign language or a radio head set with the Athlete during all tests for those Athletes (qualified as above to use a Commander (Reader)), who are also deaf or hearing impaired. The sign language or radio head set must be listed as a compensating aid on the Athlete's Federation Dispensation/Classification Certificate. During Freestyle tests, all Athletes who have been allowed a Commander or Caller(s) as a compensating aid on their Federation Dispensation/Classification Certificate are permitted to use headsets.
4. All Athletes who have been allowed a Commander or Caller(s) as a compensating aid on the Federation Dispensation/Classification Certificate are permitted to use a headset during Freestyle tests.
5. In the above, it is the responsibility of the Athlete to provide a fully functioning headset with an extra receiver to enable the Technical Delegate or their designated representative to listen to all communication going from the Commander (Reader) to the Athlete. If this is not the case, the Athlete will not be permitted to use the equipment and must ride the test without it.
6. Callers (Living Letters) may only call the name of the letter(s). Only the lead caller (who may also Command (Read) where approved) may be in the center of the arena. All other Callers must be positioned outside the arena, and may

move from one marker to another, provided they do not obscure the judge's line of vision. There shall be no more than four (4) Human Callers placed around the arena and one (1) Caller at X, but Athletes with visual impairment are encouraged to use as few Callers as possible. Electronic callers can be placed at every letter. The Caller at C may be exchanged for a beacon or beeper which is to be provided by the Athlete.

7. Callers may not give any other direction to the athlete other than identifying the letters, center line, and quarter lines of the dressage arena. Athletes may enter the arena prior to the start of their test and make one pass of the arena, once in each direction, in order to familiarize themselves with the callers and the arena. After completion of this familiarization, the Athlete may leave the arena and await the judge's signal to re-enter and begin their test OR may halt and stand quietly just within the arena at A to be given the signal to begin their test from inside the arena.
8. Blind and visually impaired Athletes are required to wear a distinctive color arm band (supplied by the athlete) at all times while mounted and in areas where other Athletes are present. They may remove this armband during execution of their dressage test.

DR311 Para Athletes competing in Able-bodied Tests and Classes.

1. When Para Athletes compete in able-bodied tests and classes, DR Subchapter 1 rules take precedence for those classes, including the bits and bridles that are permitted.
2. Per DR119, riders with a diagnosed permanent disability who require the use of compensating aids or adaptive equipment must comply with DR119.11-13.
3. When Para Athletes enter an able-bodied test/class, they must provide their Federation Dispensation/Classification Certificate in order to use their compensating aids during the test.

CHAPTER EN ENDURANCE RIDING DIVISION

SUBCHAPTER EN-1 ATHLETE

EN101 Eligibility

EN102 Dress Code

EN103 Saddlery and Equipment

EN104 Entries

EN105 Competition and Fair Play

EN106 FEI Novice Qualifications

SUBCHAPTER EN-2 COMPETITION

EN107 Competition Officials

EN108 Categories of Endurance Competitions and Pulse Criteria

EN109 Prize List

EN110 The Course

EN111 Marking of the Course

EN112 Modification to the Course and Rescheduling/Delay or Cancellation of Competitions

EN113 Method of Starting

EN114 Time and Record Keeping

EN115 Veterinary Control

EN116 Horse Inspections and Examinations

EN117 Classification

EN118 Best Condition

SUBCHAPTER EN-3 FEDERATION ZONES, CHAMPIONSHIPS, RANKING LISTS, AND AWARDS

EN119 Endurance Zones

EN120 Endurance National Ranking List

EN121 Zone/National Endurance Championships

EN122 Awards

ANNEX A: DEFINITIONS

ANNEX B: GUIDLEINES FOR BEST CONDITION AWARD

ANNEX C: ELIMINATION CODES

ANNEX D: ZONE DRILL DOWN STATE LIST

© USEF 2026

Horsemanship and horse welfare are the core of Endurance riding. Endurance is a test of the rider's ability and skills at managing their horse safely over a course designed to test the stamina and fitness of the horse and rider combination. A well-designed Endurance course will contain elements that permit a rider to demonstrate their skills against the track, distance, terrain, climate, and clock, without compromising the welfare of the horse. Successful completion of an Endurance course includes not only completion of each Loop of the course, but also successful completion at all mandatory veterinary inspections, highlighting a well-trained and conditioned horse, while observing standards of horse welfare.

As the primary focus of Endurance riding, horse welfare and safety are the guiding principles to all participants in Endurance competition. All riders, trainers, owners, crew members, support personnel, and officials are tasked with prioritizing horse welfare above all else.

If there is a conflict between these Endurance Division rules and the General Rules, the Endurance Divisions rules prevail. FEI rules govern all FEI competitions. If there is a conflict between the Endurance Division Rules and any Endurance Calendar Policies and Procedures for FEI or non-FEI events adopted for Endurance, the latter shall prevail.

SUBCHAPTER EN-1 ATHLETE

EN101 Eligibility

1. Eligibility to Compete in Age Restricted Divisions at Federation Licensed Competitions:
   a. *JUNIOR (JR*). Individuals are eligible to compete in Junior Rider divisions until the end of the competition year in which they reach the age of 18.
   b. YOUNG RIDER (YR). Individuals are eligible to compete in Young Rider divisions from the beginning of the competition year in which they reach the age of 16 until the end of the competition year in which they reach the age of 21.
   c. SENIOR (SR). Individuals are eligible to compete in Senior divisions from the beginning of the calendar year in which they reach the age of *16*.
   d. For FEI competitions, FEI age requirements will apply.
2. Riders under the age of 16 must be entered and accompanied by a Federation Senior Active Member in good standing who is 21 (years old or older)***.*** In accordance with the Minor Athlete Abuse Prevention Policies, written consent from the minor's parent/legal guardian must be provided to the Competition Manager, who will provide it to the Federation Director of Endurance. Individuals between the ages of 14 and 15 may ride un-accompanied if verification has been provided to the Competition Manager by the parent/legal guardian confirming the rider has completed 800km or more***,*** at rides of at least 80km in distance, prior to the start of the competition.
3. Foreign Competitors – please refer to GR828.4
4. Horse Recording
   a. Horses must have a Life or Annual Recording with the Federation in order to be eligible to earn Horse of the Year (HOTY) awards, submission of application for selection, and Championship events.
   b. Horses entered in competitions with one-day distances between 40km and 56km must be a minimum of 48 months old***;*** distances between 57km and 159km must be a minimum of 60 months old***;*** distances of 160km must be a minimum of 72 months old. A horse is deemed to have its birthday on the day of its birth in the month in the year it was born. For FEI events, FEI Rules apply.
   c. Horses being competed for novice qualifications must meet the FEI age requirements.
   d. Horses competing in Federation licensed competitions must be identifiable and may be assigned a Horse Identification number (HID) by the Federation. A HID can be obtained via: https://members.usef.org/horses/add.
5. Mares may not compete when more than four months pregnant or with foal at foot.

EN102 Dress Code

1. PROTECTIVE HEADGEAR.
   It is compulsory for all persons entered in Federation Licensed competitions when mounted to wear properly fastened headgear.

   a. It must be properly fitted with harness secured under the chin. See GR801.
   b. The Federation makes no representation or warranty, express or implied, about any protective headgear, and cautions riders that death or serious injury may result despite wearing such headgear as all equestrian sports involve inherent dangerous risk and as no helmet can protect against all foreseeable injuries.
2. Safe riding footwear is required and may include caged/boxed or equestrian safety stirrups.
3. Sandals are not permitted within the Field of Play.

EN103 Saddlery and Equipment

1. The Steward or Veterinary Panel may inspect a combination's tack/equipment on the Field of Play at any time. Any suspected violation of the above, shall be reported to the Federation in the Steward's Report.
2. Tack condition: Horse tack must be in safe condition and correctly fitted to avoid the risk of pain or injury to the horse. It is the rider's responsibility to ensure that their tack is safe and fits correctly. Officials may require any ill-fitting tack/equipment to be removed or altered. The use of any ill-fitting equipment that risks causing (or causes) pain or injury to the horse may be considered as horse abuse (see also GR838).
   a. The tack shall be appropriate to ensure the horse is under control at all times.
   b. Any type of tack that unduly restricts the free movement of the horse's head or may cause pain is prohibited, i.e., draw reins, etc.
   c. Blinkers are permitted but any method of restricting the forward vision of a horse is prohibited.
   d. Specific safety equipment, such as reflective items, may be required as indicated in the prize list
   e. The use of mobile phones and GPS devices are permitted.
   f. From time to time, the Federation may issue further detailed rules regarding permitted or prohibited tack.
   g. Biometric Sensors and Equipment. The use of equine and human biometric sensors that are noninvasive and minimal in design is permitted in competition and the information obtained from biometric sensors may be accessed by the competitor while on the field of play.

   BOD 01/18/2026 Effective 04/01/2026

EN104 Entries

1. RESPONSIBILITY. It is the responsibility of the rider and the owner to enter a horse at the level that corresponds to its abilities. If the rider is a minor, their parent/legal guardian or authorized agent signing the entry blank on the minor's behalf accepts this responsibility. It is the responsibility of the rider to know and comply with the local, state, and interstate (where appropriate) health requirements for the shipment of horses.
2. ENTRY FORMS. An entry must be completed prior to that horse's First Horse Inspection. No horse shall be allowed to participate in the First Horse Inspection without a completed and accepted entry.
3. OPENING DATE. The opening date is the date that the prize list for the competition is available
4. CLOSING DATE. The closing date and time for entries must be published in the prize list of the competition and may be extended at the discretion of the Competition Management.

EN105 Competition and Fair Play

1. On the course, no other person may ride the horse once the rider has started the competition or they will be penalized by disqualification.
2. A rider who fails to qualify for the next Loop of competition or disqualified for any reason must leave the course and has no right to continue in the competition.
3. The use of motorized vehicles on the Field of Play is prohibited, except for official use by Competition Management, Veterinary Panel, Treatment Veterinarian(s) and Stewards, or emergency vehicles/personnel.
4. Permitted Assistance During Competition or On Course:

a. The prize list and the pre-ride meeting must detail what assistance (crewing) may be given to combinations during a competition and where such assistance is allowed on the course and within any Veterinary Checkpoint. In the instance of inclement weather or course restrictions, crew check points may be adjusted by the Competition Management. Adjustments must be announced and posted in a conspicuous location in a timely manner to ensure all athletes and crew members are aware of the changes.
b. After a fall or if the rider is separated from their horse, in the case of loose or a lost horseshoe(s) or hoof protection, or other tack malfunction or breakage, a rider may be assisted. The rider must remount and/or continue in the Loop from the point at which they dismounted, left the course, or required intervention.

EN106 FEI Novice Qualifications

The FEI Novice Qualifications process must be completed in accordance with the FEI Endurance Rules with the below additions.

1. Of the four (4) required rides, at least two (2) must be completed at Federation Licensed Competitions and no more than two (2) of the required rides may be completed at non-Federation Licensed Competitions authorized by the Federation.
2. All qualifications must be met no later than the definite entry deadline for the horse's and/or rider's first CEI 1* as published in the FEI Definite Schedule for that Event, including the Mandatory Out of Competition Period.
3. All FEI registration and/or passport requirements must be completed prior to the submission of the novice qualifications.
4. When submitting results from rides at non-Federation Licensed Competitions authorized by the Federation, riders must provide the Federation with a completed Reporting Form or copy of Logbook.

SUBCHAPTER EN-2 COMPETITION

EN107 Competition Officials

1. A Federation Licensed Endurance Competition must provide the following officials:
   a. Steward: At least one Federation licensed Endurance Steward is required.
   b. Veterinary Panel: The number of veterinarians on the Veterinary Panel is at the discretion of the Ride Manager based upon the number of entries in the ride, but always an odd number. If the entries are minimal, one (1) veterinarian is allowed to act as the entire Veterinary Panel. As the entry numbers increase and taking the safety and welfare of the horses into consideration the Veterinary Panel may include a total of three (3) or more veterinarians.
   c. Treatment Veterinarian: At least one (1) additional veterinarian must be designated as the Treatment Veterinarian. This veterinarian must be present on competition grounds from the start of the Category through the final Best Condition evaluation or the last horse competing on the course, whichever occurs later. The Treatment Veterinarian must be a licensed graduate of an accredited veterinary school in good standing in their state of practice and must be licensed in the state(s) where the competition is being held. Subject to the approval of the Steward, so long as the Treatment Veterinarian is available, the Treatment Veterinarian may assist in conducting the veterinary inspections on the vet lanes if the number of horses arriving simultaneously require the additional assistance. The Treatment Veterinarian must have the necessary USEF licensure to assist in conducting veterinary inspections. The Treatment Veterinarian's primary responsibility at all times is the treatment of horses and in the event a horse needs treatment, the Treatment Veterinarian must vacate the vet lane and resume responsibilities of the Treatment Veterinarian.
   d. Farrier
      1. A qualified farrier is recommended to be present on the grounds.
   e. Competition Manager and Secretary
      1. The Competition Manager is responsible for knowledge of and compliance with all GR and EN rules, including but not limited to completion of all on-line training by the Federation. Eligibility is determined by GR1202. The Competition Manager is responsible for conducting the competition in accordance with Federation rules.

2. Assistant Managers have the same requirements and responsibilities as listed in this rule. Managers and Assistant Managers must be listed in Federation competition records and in the prize list.
3. The Competition Secretary is responsible for knowledge of and compliance with all GR and EN rules. Eligibility is determined by GR1203. The Competition Secretary is responsible for performing assigned duties in accordance with Federation rules. Assistant Secretaries have the same requirements and responsibilities as listed in this rule. Secretaries and Assistant secretaries must be listed in Federation competition records and in the prize list.
4. A Competition Manager or Secretary may not serve as Steward or other licensed official at their own competition. However, they may compete if they designate an assistant in charge while they are competing. This does not absolve the manager's or secretary's duties and responsibilities.

EN108 Categories of Endurance Competitions and Pulse Criteria

1. A competition is an event or ride licensed by the Federation.
2. A competition may include one or more separate categories including Limited Distance, OPEN 1, OPEN 2, OPEN 3, and OPEN 4.
3. Junior, Young Rider, and/or Senior divisions may be offered in the following competition categories at Federation Licensed Endurance Competitions:
   a. Limited Distance – all divisions below 80km held over one (1) day. Maximum Pulse at Vet Gate: 64bpm within 30 minutes and 60bpm at the finish within 30 minutes of arrival time.
   b. OPEN 1 – all divisions between 80km and 119km held over one (1) day. Maximum Pulse Vet Gates: 64bpm within 30 minutes.
   c. OPEN 2 – Multi-Day. Maximum Pulse at Vet Gate: 64bpm within 30 minutes.
      1. 80km – 100km/day: Over two (2) days with a minimum distance of 80km each day; or
      2. 64km/89km/day: Over three (3) or more days with a minimum distance of 64km each day.
   d. OPEN 3 – all divisions between 120km and 139km held over one day. Maximum Pulse at Vet Gate: 64bpm within 30 minutes.
   e. OPEN 4 – all divisions between 140km and 160km held over one day. Maximum Pulse at Vet Gate: 64bpm within 30 minutes.

4. The pulse criteria may be reduced during the ride if, in the opinion of the Veterinary Panel and Steward, they believe there is a risk to the safety and welfare of the horses.

EN109 Prize List

1. The prize list constitutes the ride schedule for Federation licensed endurance competitions. Notification of any and all changes to the competition schedule must be posted in the competition office and communicated during the ride meeting or prior to the start of the Loop concerned.
2. The prize list (also known as the "Ride Flyer" or 'Schedule') must include at a minimum, in addition to the requirements enumerated in GR901:
   a. The distance(s) of the competition category(ies) or divisions,
   b. Any pre-event Closing date for entries,
   c. Competition Management's policy on late fees, cancellations, refunds, withdrawals, and substitutions,
   d. Entry fees,
   e. Names of the competition's Licensee, Competition Manager, and trail/course manager or course designer, or person responsible for the trail/course, all expected Licensed Officials, Veterinary Panel members, and any Treatment Veterinarian(s),
   f. The total length of the course, and the planned length and number of Loops on the course,
   g. General description of the course including location of Vet Gates (e.g., in camp or out on the course),
   h. Number and location of crewing points, if applicable,
   i. Speed caps, if applicable,
   j. Time limits and cut-off times (in total and for each Loop, as applicable),
   k. Place and time of the start for each competition category and/or division,
   l. Prizes,
   m. Tentative time and date of Ride Meeting,
   n. Notification of specific changes to the competition will be appropriately posted on competition grounds, and communicated during the ride meeting, or prior to the start of the Loop concerned, and

o. A link to the Federation's website, along with the Federation's logo, headquarters' address, telephone number, and contact information for the Director of Endurance will be included.
p. If established, cut-off times must be announced and posted before and at the pre-ride meeting, published in the prize list and are prohibited from establishing an overall course speed which requires combinations to compete at 12.5km/hour or faster. See FEI qualifications for speed restrictions on Novice Qualification rides.

EN110 The Course

1. Competition Management is responsible for providing an accurately measured and well-marked course.
2. The finish must be long and wide enough to enable several horses to finish at speed without interfering with each other, and must provide sufficient run-out to allow competitors to safely come to a stop after crossing the finishing line in a potential sprint or gallop. If a finish line as described above is not possible, the Steward must approve Competition Management's alternative finish line which must uphold fair-play, safety and horse welfare. It must be situated as close to the Vet Gate as possible.
3. The total length of the course must be divided into several sections called Loops. Loop time is calculated from the time the combination crosses the start line of a Loop until it reaches the end line of that Loop. However, except for the finish, time on course does not stop until the horse has recovered to the requisite recovery pulse at the Vet Gate. Thus, speed on all but the final Loop will be the length of the Loop divided by pulse time less the release time (i.e., when the combination was released to start on the Loop). On the final Loop, depending on the finishing criteria (finish line or pulse), the Loop time may either be as stated above, or the length of the Loop divided by the time at the finish line less the time the combination started on the Loop.
4. The Competition Management will determine the length of each Loop of the section. Competition Management, in consultation with the Veterinary Panel, will determine the length of the holds at each Veterinary Checkpoint.
5. No Loop shall exceed 40km, without express written consent from the Federation.
6. Combinations must have access to water on course at least every 10km, subject to terrain and access limitations. Riders must adjust their pacing accordingly.
7. Competitions shall be organized to allow competitors to establish their own pace to compete against the clock.
8. Cut-off Times. Competition Management is permitted to establish cut-off times to complete the course. See EN109.
9. Crew Points. Competition Management may designate areas on the course where a rider's crew may assist the rider and/or horse. While stopped in crew points, a rider's time on course continues to run. Crew members, athletes, and horses are prohibited from blocking the course or obstructing another rider's access to the crew point or course while in the crew point.

EN111 Marking of the Course

1. The marking of the course must be done in such a manner that there is no doubt on how to proceed along the course. The course may be marked colorfully using signs, lath, marked plates, directional arrows, flags, ribbons, indicators, lime, paint, lights, chemical lights, lanterns, electronic markings, including GPS instructions if reliable cellular and internet access is available on the entire course, or other trail marking methods.
2. Confidence markers are encouraged; especially after turns, divergences, splits, prolonged sections of trail or trail options.
3. Prior to the start of the competition, a plan showing the track of the course and the location of any mandatory Veterinary Checkpoints may be made available to the riders. Prior to the start of the competition, Competition Management must have the Course Designer, or appropriate designee, available to discuss the course and answer riders' questions and explain the location of any mandatory Veterinary Checkpoints.

EN112 Modification to the Course and Rescheduling/Delay or Cancellation of Competitions

1. Course Modification: After the course has been officially established, no alteration shall be made without the approval of the Competition Management and the Steward.

2. Rescheduling/Delay of Competition or Category of Competition: In exceptional circumstances, a competition or category may be rescheduled or delayed in start or held until the competition may be safely resumed by the Competition Management in consultation with the Steward.
3. Cancellation of Competitions: When catastrophic occurrences or circumstances arise beyond the reasonable control of Competition Management at or during a competition, which affect rider safety or horse welfare, or prevents the competition from continuing, a competition may be cancelled by the Competition Management in consultation with the Steward.
4. Notifications: In any case noted above, the riders should be officially notified as soon as reasonably possible of the decision, certainly before the start or before the Loop concerned or when they complete the preceding Loop.
5. Accident Preparedness Plan: Please refer to GR845.

EN113 Method of Starting

1. Combinations must not cross the starting line before the signal is given. If a combination makes a start, which is in any way false, under penalty of disqualification, the combination must return and re-cross the start line. However, their starting time will be recorded as if they had started when originally given the signal
2. Riders must check in within 15 minutes prior to the start of the competition.
3. No combination may start later than 15 minutes after their starting time under penalty of disqualification unless the rider receives permission from the Steward, in consultation with the Competition Management prior to the official start of the competition.

EN114 Time and Record Keeping

1. As timing plays such an important part in the competition, Competition Management must ensure that each combination's start, pulse, and finish time for each timed Loop is accurately noted and recorded by properly qualified persons.
2. Times important to a competition:
   a. Event Time: Begins at the check-in or at 00:01(12:01 a.m.) local time on the first day of the First Horse Inspection (whichever is earlier), not to exceed 120 hours before the first Start Time, at which point entered riders and horses on-site come under the jurisdiction of these Rules; and conclude when Competition Management closes its on-site record-keeping or monitoring.
   b. Start Time: when the competition officially starts on course.
   c. Hold Time: at designated points along a course, combinations are required to be allowed set times for rest and recovery. These may vary at the various designated points.
   d. Arrival Time: when a combination arrives at a designated point.
   e. Pulse Time or Vet Gate: when a combination comes to the pulse taker with a pulse that is at or below the parameter designated by the Veterinary Panel.
   f. Recovery Time: the difference between the pulse time and arrival at a designated point.
   g. Release Time or Out Time: when the combination is released to the course Release Time or Out Time is calculated by adding Pulse Time and Hold Time.
3. Each combination will be issued a veterinary card that will have the veterinary information and timing information. Alternatively, Federation Logbooks may be used. This veterinary card will be available during the competition.
4. Finishing criteria may be either time when a combination crosses the theoretical finish line or when a combination reaches final pulse criteria. Finishing criteria must be published in the prize list and announced at the ride meeting.
5. Total Time is counted from the instant the signal is given to start until the instant when a combination finishes. Riding Time is the Total Time less the sum of the mandatory hold periods.
6. At the discretion of the Steward and Veterinary Panel, in consultation with Competition Management, Veterinary Checkpoints at mandatory halts may be used. Modification to the Veterinary Checkpoints may be allowed as applicable.
7. At Veterinary Checkpoints, the timing of the combinations must be performed in such a manner to avoid any delay to a combination's timing caused by the arrival of several horses simultaneously for inspection.

EN115 Veterinary Control

1. The Veterinary Panel and Steward**,** in consultation with the Competition Management**,** have absolute control on all matters concerning horse safety and welfare.
2. Equine Fatalities. See GR849.9
3. Only riders whose horses have passed all the inspections and examinations are eligible to be ranked in the final results.
4. All the relevant information required at the inspections and examinations must be recorded on an individual veterinary card for each combination and must be available at all subsequent inspections and examinations. Riders are entitled to see and copy the record of the veterinary card referring to their horses immediately after the inspection or examination.
5. The arrival time into the Veterinary Checkpoint must be recorded and the horse must be presented to the Veterinary Panel for inspection within recovery time.
6. The following types of Veterinary Checkpoints may be used:
   a. Gate Into Hold. Gate into Hold should be held in all divisions at Federation Licensed Endurance
      i. Riders will be timed in on arrival at the Veterinary Checkpoint (arrival time).
      ii. Riders must proceed to a designated recovery area, where the horse will have up to 30 minutes to recover sufficiently to be timed into horse inspection upon being presented with a heart rate at or below the maximum heart rate parameters.
      iii. Prior to being timed into the Vet Gate, a rider's time on course continues to run.
      iv. Once a horse/rider combination has successfully completed the horse inspection, the mandatory hold period will begin from the successful Pulse Time and the rider's time on course will be stopped. If a rider is required to re-present their horse because they did not meet the pulse parameter, the Pulse Time will be recorded when the horse is at or below the pulse parameter and then proceed to the Horse Inspection.
      v. Upon completing the mandatory hold period, the rider/horse combination may present to the out-timer and continue on course.
      vi. Upon presenting to the out-timer, the rider's time on course will resume from their assigned out-time. Any additional time spent in the hold area, outside of the mandatory hold period, will be added to a rider's time on course.
   b. Stop and Go.
      i. At a Stop & Go Checkpoint, each rider will be timed into the Veterinary Checkpoint.
      ii. After being timed into the Veterinary Checkpoint, the rider may present their horse multiple times, as determined by Competition Management within the stated recovery period to present the horse and pass the Horse Examination.
      iii. A failure to pass the Horse Examination within the stated recovery period will result in Elimination.
      iv. The horse may be presented under tack, but the rider may be asked for the tack to be removed by the Veterinarian(s).
      v. The rider's presentation time will be recorded, but the rider's Ride Time continues to run throughout the Stop & Go.
      vi. The Veterinary Panel may establish a straight departure lane for mounted horses of approximately 30-40 meters, preferably stationing a veterinarian at each end to assess each horse's gait and soundness on departure at the trot. The assessment lane should allow riders to continue onto the course unless stopped due to a veterinary determination that further assessment is warranted.
      vii. If the horse successfully meets the maximum heart rate parameters as stated in the prize list or ride meeting as prescribed by the Veterinary Panel upon the rider's successful presentation within the rider's hold time that is recorded as the recovery time.
   c. Mandatory Stop for a Designated Time Period.
      i. At a Mandatory Stop on Trail Checkpoint, each rider will be timed into the Veterinary Checkpoint.
      ii. The combination must remain at this checkpoint for the required time before it is released.
      iii. Typically, upon release, a veterinarian will assess each horse's gait and soundness on departure at the trot. The assessment lane should allow riders to continue onto the course unless stopped due to a veterinary determination that further assessment is warranted.
7. Failure to achieve a heart rate below the maximum heart rate parameters within the recovery time will result in the horse/rider combination being disqualified. See Annex C.

EN116 Horse Inspections and Examinations

1. The Veterinarians' responsibilities to evaluate a horse are the same for all Horse Inspections. Notification of specific changes to the Horse Inspections will be posted in the competition office and communicated during the ride meeting or prior to the start of the Loop concerned.

a. Assessments will be made of the horse's general condition, its metabolic status and may include gait; heart rate; respiratory rate and body temperature; mucous membrane characteristics; capillary refill time; metabolic condition and gut sounds; soreness, abrasions, rubs or galls on the withers, back, loins, ribs, girth, chest, shoulders and mouth; and leg injuries, hoof conditions and lower leg dermatitis or bruises, cuts or abnormalities. These assessments and any other observations regarding the horse's condition must be recorded on the Vet Card.
b. The inspection should be run on a flat firm surface at approximately 38 meters (124 feet). All Horse Inspections during the competition will follow the same format.
c. First Inspection: It shall take place preceding the start of the competition as stated in the prize list and is performed by the Veterinary Panel. It will be conducted according to the standards for all inspections, as outlined below, to include Heart Rate, Respiratory System, General Condition, Gait Evaluation, Soreness, Lacerations, and Wounds, Range of Motion and other matters and items that from time to time may be added to the Veterinary Card. See EN 116.2 for details.
d. Cardiac Recovery Index (CRI) is recorded at each inspection and involves the examination and recording of the heart rate as part of the metabolic assessment of the horse. Once the heart rate has been recorded the stopwatch is restarted and the horse has one minute to trot approximately 76 meters (250 feet.) allowing for a gait assessment. At the end of the minute, a second heart rate is recorded. The difference between the first and second heart rate is the CRI.
e. General condition and metabolic status: horses in a generally poor condition or with an abnormally high temperature will be reassessed by the Veterinary Panel.
f. Re-Inspections or Exit Exams: The Veterinary Panel, in consultation with the Steward and Competition Management, will establish prior to the ride meeting any Vet Gates they will require horses to be presented for an exit exam. The horse must pass the examination before returning to competition.
g. Re-Inspections: The examining veterinarian may ask a rider to present their horse for re-inspection prior to its scheduled departure if after passing the horse; the veterinarian retains concerns about the horse's continuing stability and fitness to continue.
h. Failure to represent within the hold time for that horse will result in failure to qualify for the next *Loop*.
i. Metabolic status: the metabolic status will be assessed by the examination and recording of those parameters that indicate the Horse's fitness to continue including mucous membranes, capillary refill time, hydration, intestinal activity (gut sounds), demeanor and CRI.
j. Failure to Qualify due to metabolic status, musculoskeletal injuries or other reasons will require a review by the Veterinary Panel.
k. Vet Gate Inspection (Pulse gate): The first mandatory inspection of the horse at the end of each Loop when the horse is at a pulse that is at or below the parameter designated by the Veterinary Panel.
l. Final Inspection: The final inspection, which takes place after the horse crosses the finish line of the competition or has successfully met the maximum heart rate parameters in Limited Distance, must be within the time allowed as defined.
m. Respiratory System: Abnormalities in rate or character of the breathing deemed by the Veterinary Panel to be of such a nature as to endanger the safety of the horse will be cause for failure to qualify for the next Loop.
n. General Condition: Temperatures may be recorded, and mucous membrane may be examined. Horses in a generally poor condition or with an abnormally high temperature will fail to qualify for the next Loop.
o. Irregular gait: During any horse inspection, a horse with an irregular gait that is observable through evaluation by trotting the horse on a loose lead in hand straight out and back, will be removed from competition and will Fail to Qualify for the next Loop.
    1. To assess irregular gait:
        a. If after having once trotted the horse, the observing Veterinarian questions the horse's fitness to continue, the horse will be re-trotted before up to two (2) members or the entire Veterinary Panel who will vote for a pass or fail and communicate their vote directly to the Steward and the Athlete.
        b. The Veterinary Panel may call for a single additional trot up prior to voting, giving the horse and rider the benefit of the doubt, and will communicate that request to the Steward who will request the horse be trotted again. The additional trot may take place immediately or may take place at a later requested re-inspection. The decision made by the Veterinary Panel will be final. The number of potential re-trots must be announced at the pre-ride meeting in the prize list.

2. Any unusual feature about a horse's gait must be noted on the horse's Vet Card and/or their USEF Logbook, whether it is deemed grounds for elimination or not.
3. If the Veterinary Panel is still unable to conclude that the horse is fit to continue, whether it is because of a presentation failure, including the inability of the horse to trot the full distance, the inability of the horse to trot soundly, or based on veterinary assessment criteria, or Veterinary application of AAEP standards, the horse will be designated as Failed to Qualify irregular gait (FTQGA).

p. Soreness, Laceration and Wounds: Any evidence of soreness, lacerations or wounds in the mouth, on the limbs or on the body, including girth and saddle galls, must be recorded. If participation in or continuation of the competition is bound to seriously aggravate any such soreness, lacerations or wounds, the horse will not be allowed to qualify for the next Loop.

q. Heart rate assessment procedure: The heart rate of the horse is measured using either a stethoscope or electronic heart rate monitor. The maximum heart rate parameters are set out in EN108. Heart rate of the horse may be assessed by either the veterinarians or a qualified layperson, approved and appointed by the veterinarians. If laypersons are used in the assessment of horses' heart rates, and a heart rate above the maximum heart rate parameters is observed, the Veterinarians are required to confirm the heart rate is above the maximum heart rate parameter prior to holding or disqualifying the horse in accordance with these rules.
   1. Heart rate is the first parameter to be examined and recorded during the Horse Inspection. It is an essential criterion to accurately assess the horse's recovery and fitness to continue.
   2. Every effort should be made to accurately record the heart rate. If the heart rate cannot be safely determined, the horse will fail the inspection. If the rider or crewmember deliberately disrupts the horse inspection, the horse will fail the inspection.
   3. Horses with heart rates higher than maximum heart rate parameters will not be allowed to continue in the competition and will be designated as 'Failed to Qualify –metabolic' (FTQ – ME).
   4. Determining whether the Horse's heart rate complies with the maximum heart rate parameters:
      a. If the horse's heart rate is equal to or less than the maximum heart rate parameter in the preferred time, then the reading will be recorded, and the inspection completed.
      b. If a pulse is above the maximum parameters, the horse may be reevaluated up until they have reached their maximum recover time. Competition Management must state the number of presentations allowed in the prize list. Modifications may be allowed in consultation with the Steward and Veterinary Panel and riders must be notified during the Ride Meeting or prior to the start of the Loop concerned.

2. Veterinary Assessment after each competition:
   1. Details of a horse's completed distance to the nearest Vet Gate, reasons for elimination (metabolic, irregular gait or both), treatments at the venue, and any other comments necessary to protect the horse's future safety and welfare deemed necessary by the Veterinary Panel must be recorded on the Vet Card.
   2. Vet Cards must be electronically transmitted to the Federation within seven (7) days following a Federation Licensed Competition.
   3. The Veterinary Report for the competition must be submitted within 14 days after the last licensed day of the competition.

Only the Veterinary Panel may make entries in a horse's logbook, National Passport, or FEI Passport.

3. First Horse Inspections shall take place preceding the start of ***e***ach category as stated in the prize list and is performed by the Veterinary Panel.

a. During the First Horse Inspections and/or Examinations, a member of the Veterinary Panel must:
   i. Verify the identity of the horse from its Horse ID, Federation logbook, National Passport or FEI passport, using the diagram, description, and (if applicable) the microchip number;
   ii. Check that the horse meets the USEF Equine Vaccination Rule, GR844
   iii. Ensure that the horse does not have any clinical signs of infectious disease. This includes a clinical examination to assess the heart rate, respiratory rate, body temperature and the checking of any other clinical parameters; and
   iv. Assess the horse's general condition which may include gait; heart rate; respiratory rate and body temperature; mucous membrane characteristics; capillary refill time; metabolic condition and gut sounds; soreness, abrasions, rubs or galls on the withers, back, loins, ribs, girth, chest, shoulders and mouth; and leg injuries, hoof conditions and lower leg dermatitis or bruises, cuts or abnormalities. These assessments and any other observations regarding the horse's condition must be recorded on the Vet Card.

b. At the discretion of Competition Management, a veterinary examination may be scheduled prior to the First Horse Inspection as stated in the prize list. Following any veterinary examination, any horse considered not fit to compete must be reported to the Steward before completing the First Horse

Inspection. The rider or owner may withdraw the horse before the First Horse Inspection in consultation with the Veterinary Panel.

c. Horses not vaccinated as required under Federation rules or whose vaccination status cannot be confirmed (e.g., failure to produce acceptable records) may be refused permission to compete and moved to the isolation area.
d. Horses must be kept in the isolation area if they show any clinical signs of infectious disease, or have been in contact with other horses that show clinical signs of infectious disease. These horses must be kept in the isolation area pending recovery, or until alternative arrangements have been made.

4. Final Horse Inspection:
   a. The horse must be presented to the Veterinary Panel for a full Horse Inspection.
   b. The assessments will be performed in the same manner, and applying the same criteria, as previous Horse Inspections.
   c. To qualify for presentation to the Veterinary Panel at the final inspection, the horse's heart rate must have attained 64 bpm or less within 30 min of crossing the finish line or arrival time for horses in the Limited Distance category. Horses that do not meet these criteria will be eliminated but must still be presented to the Veterinary Panel for inspection at 30 minutes after crossing the finish line.
   d. The Final Inspection is to determine whether the horse is still fit to continue.
5. Other Inspections: Other inspections may be carried out by any member of the Veterinary Panel on all, or any horses selected at random at any time during the course of the competition.
6. Veterinary Treatment
   a. After the First Horse Inspection, the Veterinary Panel in consultation with the Treatment Veterinarian, Steward and Competition Management may recommend changes in the treatment arrangements including the placement of members of the Veterinary Panel, or scheduling of their availability, for help in the treatment area.
   b. While a rider may refuse veterinary treatment for a horse, the rider may be disqualified (See Annex C) and will be reported to the Federation in the Steward's Report and Veterinary Report.
7. Mandatory Reporting and Cooperation of Horse/Pony Collapse, Equine Fatality, and Mandatory Necropsy
   a. Mandatory Reporting and Cooperation of Horse/Pony Collapse: GR849
   b. Equine Fatality: See GR849.9
   c. Mandatory Necropsy: See GR842.

EN117 Classification

1. Individuals: In an endurance competition, the winner is the combination with the shortest elapsed time who successfully passes or complies with all protocols and requirements, including but not limited to the final veterinary examination.
2. Dead Heat or Ties: When two or more combinations, who start the competition category, have the same time and finish with the same total elapsed riding time, they are classified according to their respective passage across the finish line whether based on plain sight or photo/video evidence. Dead Heats (Ties) between Individuals may be permitted as stated in the prize list per the Competition Management.
3. Disqualification, Retirement, or Failure to Qualify:
   a. Disqualification: Occurs when a rider is penalized by the Steward in consultation with the Competition Management and removed from further competition for a violation of these Rules.
   b. Failure to Qualify for the next Loop or for final classification: results when a combination is removed from competition for failure to successfully pass a horse inspection, to complete the full course as required, or to meet all time requirements for presentation or completion.
   c. Retirement (Rider Option): occurs when a rider decides (without otherwise being removed from the competition) not to continue in the competition after their horse successfully passes the First Horse Inspection, or until the rider makes a request to the Veterinary Panel to retire their horse:
      i. before the combination crosses the start line; or
      ii. after the combination successfully completes one or more Loops up to the point of retirement and passes all horse inspections after each of those Loops (including any mandatory re-inspection if vet-requested reinspection).
   d. Withdrawal: occurs when a rider withdraws from the competition (without otherwise being removed from the competition) prior to the First Horse Inspection.
3. All horses removed from competition, voluntarily or otherwise and at any point within the event, must be presented for the horse inspection within the time stated in the prize list and the horse's veterinary records updated accordingly. If removal occurs on course the horse must be inspected by a member of the Veterinary Panel as soon as it is returned to the ride base and the horse's veterinary records updated accordingly.

EN118 Best Condition

Competition Management may organize a Best Condition Award for all competitions as stated in the prize list. All horses that completed the competition are eligible to participate in the Best Condition Award. Riders are not required to participate in the Best Condition Award. It is at the discretion of the Veterinary Panel in consultation with the Steward on whether to award Best Condition. Guidelines for determining the Best Condition Award are set out in Annex B.

SUBCHAPTER EN-3 FEDERATION ZONES, CHAMPIONSHIPS, RANKING LISTS, AND AWARDS

EN119 Endurance Zones

1. The Zone of a rider qualifying to participate in Zone restricted rides or on a Zone Endurance team will be determined by the rider's domicile state. That address is locked on December 1 of the competition year or the first day of the rider's membership activation, whichever comes first. However, a Life member's address is always locked on December 1 of the competition year. The address given on the membership application must be the state where the rider is domiciled at the time of membership activation or renewal. A rider may have only one domicile which is where the rider has their permanent home and where, whenever they are absent, intends to return. If a rider is found not in compliance with this rule, the rider may be subject to disqualification from representing a Zone Endurance Team and/or competing in events restricted to Zones. A person may apply to the Federation for permission to change their domicile state.
2. The following Endurance Zones have been established by the Federation. See Annex D for a complete list of states for each Zone:
   a. Pacific North
   b. Pacific South
   c. Mountain North
   d. Mountain South
   e. North Central
   f. South Central
   g. North East
   h. South East

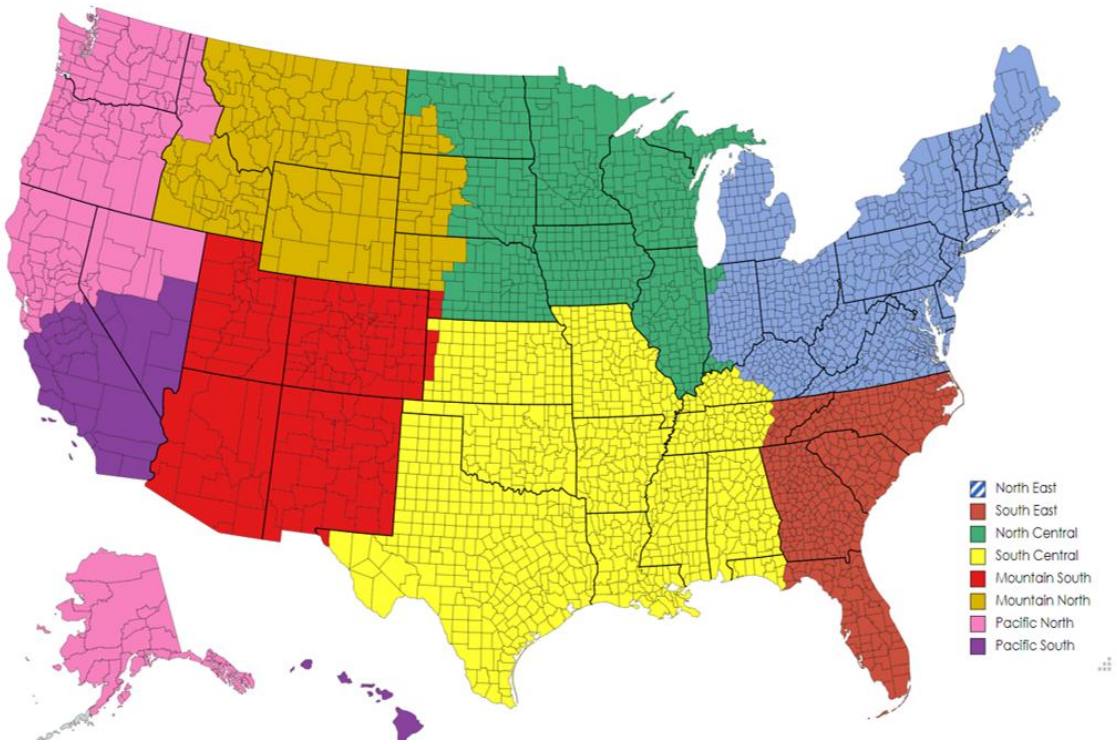

EN120 Endurance National Ranking List

The specifications for the Federation's Endurance National Ranking List, along with the Endurance National Ranking List, can be found on the Federation's website.

EN121 Zone/National Endurance Championships

1. The rules and qualification criteria for Endurance Zone and National Championship program qualifying and championship classes are listed in the Selection Procedures for each program. These can be found on the Federation website.
2. The following Endurance Zone and National Championship programs have been established by the Federation:
   a. Zone Championships
   b. National Endurance Championship
   c. Zone Team Challenge

EN122 Awards

An award must be given to all riders who successfully complete their division.

ANNEX A: DEFINITIONS

Authorized Event: An event that is not licensed by the Federation but designated as authorized for specific purposes.

Catastrophic Injury: an injury that, in the opinion of the Veterinarian Panel or the Treatment Veterinarian(s) requires immediate euthanasia or contributes to the death of a horse in competition or as a result of injuries sustained or illness that arises during a competition, howsoever caused. (For the procedures in the event of a horse fatality, see GR849.9).

Category: Classification of the competition, e.g., Limited Distance, OPEN 1, OPEN 2, OPEN 3, or OPEN 4.

Combination: a horse and rider pair competing in a competition.

Competition: An event in which horses and riders are entered and are placed in order of finish based upon the shortest elapsed time to complete the course and who successfully passes or complies with all protocols and requirements, including but not limited to the final veterinary examination.

Completion: If a combination makes an error on the course, the Steward may (if they consider it appropriate to do so) allow the Combination to correct the error by returning to the place where the error started. If the combination fails to do so, they will be disqualified. If the Steward, in consultation with Competition Management, considers that correcting an error on course is not appropriate and/or in the best interests of the horse, they may determine an alternative that will require the combination to complete an equivalent distance over the same type of terrain so that the combination still passes through each Vet Gate in the correct order and within the relevant time limits. In such cases, the combination will receive a completion and designated as 'Finished Not Ranked' and awarded last place finish in the category. The combination may not be considered for the Best Condition Award and may not count for individual or team awards.

Crewmember: a person assisting a combination on the Field of Play.

Division: Age group permitted to compete in the competition. The three divisions are Junior, Young Rider, and Senior.

Field of Play: The Field of Play includes the defined course, the defined crewing points on the course, the recovery area before the Vetting Area, the Vetting Area, and/or the hold area after the Vetting Area. Certain restrictions apply to the Field of Play as set out in the Federation Rules, the Prize List and the Ride Meeting. A horse should not be removed from the Field of Play without following the proper procedures, the rider may be subject to disciplinary action under Federation General Rules.

Final Horse Inspection: The purpose of the Final Horse Inspection is to determine whether the horse is still fit to continue after a normal rest period for another full Loop. The horse must be fit to continue at the final horse inspection in order to receive a completion and placing.

First Horse Inspection: the mandatory horse inspection that takes place prior to the start of the competition and determines whether a combination may compete.

Hold Time: There must be a rest period for the horse (Hold Time) at each Vet Gate (except the final Vet Gate after the finish) as established by the Veterinary Panel and Competition Management. Riders must be notified of the hold times in the prize list and notified of any modifications to the hold times during the ride meeting or prior to the start of the Loop concerned.

Horse Inspection: Following any recovery time in the recovery area, the rider or crewmembers must enter the Vet Gate with the horse for the Horse Inspection. The Horse Inspection will include an assessment of the horse's fitness to continue in the competition based on its heart rate recovery, metabolic status, gait and general condition. The horse may be inspected more than once if the Veterinarian examining the horse so decides. See EN116.

Loops: The total length of the course is divided into a minimum number of sections or Loops.

Exit Exams: The Veterinary Panel, in consultation with the Steward and Competition Management, may require all horses in a particular division or distance to be presented for a mandatory Exit Exam at specified Vet Gates. These examinations will take place within the last 15 minutes of a combination's Hold Time at the relevant Vet Gate. The horse must pass the Exit Exam to continue in the competition or retire.

Requested Re-inspections: Any member of Veterinary Panel may ask a rider or crewmember to present their horse for re-inspection at any Vet Gate if they have any concerns about the horse. Vet-requested re-inspections will take place in the last 15 minutes of a combination's hold time at the relevant Vet Gate. The horse must pass the Re-inspection to continue in the competition or retire.

Vet Gate: at the end of each Loop, horses must undergo a horse inspection and any other required Veterinary Examinations within a safe and restricted area used exclusively for this purpose (Vet Gate). To move into the Vet Gate, the horse must pulse at or below the parameter designated by the Veterinary Panel.

ANNEX B: GUIDLEINES FOR BEST CONDITION AWARD

A. Veterinary Score Sheet **Maximum Score 500 Points**

Standing Evaluation

Recovery:

Based upon the ability to demonstrate recovery using the Cardiac Recovery Index. It is recommended to use the CRI taken 10- or 15-minutes post-finish time. Base the respiratory aspects on quality of respiration as determined visually and by auscultation.

Hydration Factors:

Use all the metabolic parameters that indicate the state of hydrations: skin tenting, mucous membranes, capillary refill time, jugular refill time and gut sounds.

Lesions Producing Pain and Discomfort:

Major concerns are back pain and pain/swelling in joints, tendons and ligaments that may be indicative of potentially serious pathology. Also consider girth, saddle, and other tack-induced lesions and all wounds. Note: Do all but cursory palpations after the movement phase.

Movement Evaluation

Soundness:

Note: Not eligible for consideration for Best Condition if there is a pathological gait aberration greater than grade II. Consider: Regularity of gait and movement.

Quality of Movement:

Consider: Attitude, coordination, and impulsion (deterioration exhibited as a reluctance or refusal to trot, stumbling, leg weariness, muscle fatigue and stiffness.

Parts B & C to be completed by the Ride Management ONLY (to be done after veterinary completion of Part A)

B. Time Factor **Maximum 200 Points (Awarded to Fastest Rider)**

Riding time of THIS Rider	_____	(Value one point per minute)	
Riding time of Winner	_____	Maximum	____200_____
Difference:	_____	Less Difference	(-)_____
(Calculate time in minutes – exclude hold time_		Total Time Score	

C. Weight **Maximum 100 Points (Awarded to the Heaviest Rider)**

Weight of Heaviest	_____	(Value on-half point per pound)	
Weight of THIS rider	_____	Maximum	___100____
Difference	_____	Less Difference /2	_____
Difference /2	_____	Total Weight Score	_____

Total Score = A + B + C = Score _____

**The rider's finishing weight is determined at the conclusion of the ride with tack and the same clothes worn during the ride.

This score sheet must accompany USEF ride results. Please include when submitting these.

ANNEX C: ELIMINATION CODES

WD: Withdrawn
- The combination entered but does not show up to the competition.
- The combination decides upon arrival to the competition not to participate or prior to the First Horse Inspection in accordance with EN117.3c

RET: Retired
- The combination decides not to continue in the competition after successfully crossing the start line, or at the end of a Loop providing that the combination has successfully completed that and any previous Loops and passes all horse inspections after each of these Loops, including any Exit Exams or vet requested exams. The horse must be considered fit to continue in the competition at each of these inspections.

DSQ: Disqualified
- A combination is disqualified in accordance with the Endurance Rules.
- A reason for disqualification must be communicated to the Federation via the official results and reports.
- A horse may be disqualified and also designated as Failed to Qualify for a veterinary or other reason (see list under FTQ below).

FNR: Finished Not Ranked
- FNR means that the combination completed a competition (including all Horse Inspections) but is not ranked in the final awards due to an error on course.

FTQ: Failed to Qualify
- The FTQ designation must be accompanied by one or more of the additional codes below
  - SP: Speed (not respecting any applicable speed restriction)
  - GA: Irregular gait
  - ME: Metabolic
  - MI: Minor Injury (e.g., slight soreness, would, etc.)
  - SI-MUSCU: Serious Injury (musculoskeletal injury)
  - SI-META: Serious Injury (metabolic injury)
  - CI: Catastrophic Injury
  - OT: Out of Time (failure to complete a Loop within the allocated time, but passes the Horse Inspection after that Loop)
  - FTC: Failure to complete (non-completion of a Loop but passes the Horse Inspection after that Loop)

  the division or distance within the allocated time as stated in the prize list, ride meeting, or prior to the start of the Loop concerned.
- Or when a combination is overtime for a particular Loop when a designated time is established in the prize list, rider meeting, or prior to the start of the Loop concerned.

FTC: Failed to Complete. The Officials must provide reasons for the FTC designation, and an explanation of what happened to the combination.

The above FTQ codes may be cumulative.

ANNEX D: ZONE DRILL DOWN STATE LIST

By State	
State	**Zone**
AK	Pacific North
AL	South Central
AR	South Central
AZ	Mountain South
CA NORTH	Pacific North
CA SOUTH	Pacific South
CO	Mountain South
CT	North East
DE	North East
FL CST	South Central
FL EST	South East
GA	South East
HI	Pacific South
IA	North Central
ID MST	Mountain North
ID PST	Pacific North
IL	North Central
IN CST	North Central
IN EST	North East
KS CST	South Central
KS MST	Mountain South
KY CST	South Central
KY EST	North East
LA	South Central
MA	North East
MD	North East
ME	North East
MI	North East
MN	North Central
MN UP	North Central
MO	South Central
MS	South Central
MT	Mountain North
NC	South East
ND CST	North Central
ND MST	Mountain North
NE CST	North Central
NE MST	Mountain North
NH	North East

By Zone	
State	**Zone**
ID MST	Mountain North
MT	Mountain North
ND MST	Mountain North
NE MST	Mountain North
SD MST	Mountain North
WY	Mountain North
AZ	Mountain South
CO	Mountain South
KS MST	Mountain South
NM	Mountain South
TX El Paso	Mountain South
UT	Mountain South
IA	North Central
IL	North Central
IN CST	North Central
MN	North Central
MN UP	North Central
ND CST	North Central
NE CST	North Central
SD CST	North Central
WI	North Central
CT	North East
DE	North East
IN EST	North East
KY EST	North East
MA	North East
MD	North East
ME	North East
MI	North East
NH	North East
NJ	North East
NY	North East
OH	North East
PA	North East
RI	North East
VA	North East
VT	North East
WV	North East
AK	Pacific North

NJ	North East
NM	Mountain South
NV NORTH	Pacific North
NV SOUTH	Pacific South
NY	North East
OH	North East
OK	South Central
OR	Pacific North
PA	North East
RI	North East
SC	South East
SD CST	North Central
SD MST	Mountain North
TN CST	South Central
TN EST	South East
TX	South Central
TX El Paso	Mountain South
UT	Mountain South
VA	North East
VT	North East
WA	Pacific North
WI	North Central
WV	North East
WY	Mountain North

CA NORTH	Pacific North
ID PST	Pacific North
NV NORTH	Pacific North
OR	Pacific North
WA	Pacific North
CA SOUTH	Pacific South
HI	Pacific South
NV SOUTH	Pacific South
AL	South Central
AR	South Central
FL CST	South Central
KS CST	South Central
KY CST	South Central
LA	South Central
MO	South Central
MS	South Central
OK	South Central
TN CST	South Central
TX	South Central
FL EST	South East
GA	South East
NC	South East
SC	South East
TN EST	South East

CHAPTER EP ENGLISH PLEASURE DIVISION

SUBCHAPTER EP-1 GENERAL

EP101 Eligibility

EP102 Appointments

EP103 Gait Requirements

EP104 Judging

EP105 Classes Offered and Specifications

CHAPTER EP ENGLISH PLEASURE DIVISION

SUBCHAPTER EP-1 GENERAL

EP101 Eligibility

Horses may be of any breed or combination of breeds. Junior exhibitor classes are open to horses and ponies. Horses must be serviceably sound, in good condition and of English Pleasure type. Animals with complete loss of sight in one eye may be found serviceably sound at the judge's discretion. Stallions are not permitted in Junior Exhibitor classes.

EP102 Appointments

1. Protective headgear is not required in any class in the English Pleasure Division unless stated otherwise within these rules. Use of protective headgear cannot be penalized.
2. The use of artificial appliances or devices such as chains, shackles, rubber bands, blinkers (except when driving) or blindfolds is prohibited on the grounds before or during a competition. Any animal with prohibited equipment must be disqualified from further competition and forfeit all entry fees and winnings. Tails must not be gingered or put in any device (e.g. tailset, bustle, braced, tied, etc.) which alters their carriage while on the grounds. The fact that a horse's tail has previously been set does not exclude participation. Tongue ties and inconspicuously applied hair in the tail and/or mane are permitted.
3. ENGLISH PLEASURE SADDLE SEAT CLASSES: A full bridle, pelham or curb, English-type saddle (No forward seat or dressage seat saddles allowed). Horses must be shown with a full mane and tail without braids or ornamentation of any kind. For rider, informal saddle seat attire with coat and hat or protective headgear. In all classes, gloves, crop, and spurs are optional. Gaudy colors should be avoided. Prohibited: A single snaffle, hackamore, martingale, or tie-down.
4. ENGLISH PLEASURE HUNTER SEAT CLASSES: Forward, balance seat or side saddle, snaffle bridle, pelham with two reins, kimberwicke bits or a full bridle (curb and snaffle). If a full bridle is used, it must be of hunter style and excessive length of curb shank shall be penalized. Breast plates are permissible, but martingales are prohibited. Horses may be shown with or without braided manes and/or tails. For rider, traditional hunter-style jacket, breeches or hunter jodhpurs, dark hunting cap, derby, or protective headgear and appropriate boots. Tall dress or tall field boots are preferred as traditional. Paddock or jodhpur boots with matching half chaps are permitted although not considered as traditional. A stock, choker or four in hand with any color shirt is correct. In all classes gloves, hunter crop or bat, and spurs are optional. Junior riders must wear fastened protective headgear (See GR801) when mounted. Shadbellies are prohibited.
5. ENGLISH PLEASURE DRIVING: Entries to be shown to a two-wheeled show pleasure vehicle or a two-wheeled traditional carriage driving vehicle with driver only. Harness with blinkers and driving bit(s), including sidechecks and overchecks, are permitted in all English Pleasure Driving classes and should be appropriate to the horse and vehicle according to tradition and safety. Running martingales are only permitted with snaffle bits. If a traditional carriage driving vehicle is used, breeching, shaft stops or thimbles must be used if the vehicle has no brakes. Entries must be shown with a full mane and tail without braids of any kind. Driver to dress conservatively (not period attire).

EP103 Gait Requirements

1. UNDER SADDLE CLASSES.
   a. Saddle Seat Classes: To be shown at a flat walk, trot, extended trot, and canter both ways of the ring. Horses must stand quietly and back readily in the line-up. Horses may or may not stretch in the line-up.
   b. Hunter Seat Classes: To be shown at a flat walk, trot, and canter both ways of the ring. Entries may be asked to hand gallop one or more directions of the ring at the discretion of the judge. For safety reasons the judge may limit the number of horses to hand gallop at one time. Horses must stand quietly and back readily in the line-up. Horses must not stretch in the line-up.
2. DRIVING CLASSES: To be shown at a flat walk, trot, and extended trot both ways of the ring. Horses may or may not stretch in the line-up. One attendant without whip is permitted to head each entry during the line up in

driving classes. It is imperative that the horse stand quietly and back readily in the line-up and the attendant must not touch the horse except for safety purposes.

EP104 Judging

1. English Pleasure Saddle Seat classes to be judged by a Federation licensed judge who holds a current license in any breed that includes a saddle seat or English Pleasure section.
2. English Pleasure Hunter Seat classes to be judged by a Federation licensed judge who holds a current Hunter license or a current license in any breed that includes a Hunter or Hunter Pleasure section.
3. English Pleasure Driving classes to be judged by a Federation licensed judge who holds a current license in any breed that includes a Pleasure Driving section.
4. Manners and suitability as a pleasure mount are paramount. Transitions from one gait to another should be smooth and effortless. Horses must be obedient with prompt transitions. Special emphasis is placed on a true, flat walk with special consideration being given to those entries that represent a true recreational type, general riding mount. Entries should not exhibit extreme motion, speed, or resistance of any type. Horses must stand quietly and back readily in the line-up. To be penalized: Pulling, head tossing, laboring action, extreme motion or speed, going sideways, tail switching, and interference from attendant during the line up in driving classes.

EP105 Classes Offered and Specifications

Open Classes are open to professionals, amateurs, and junior exhibitors. Classes may be restricted (e.g. Amateurs, Jr. Exhibitors, Novice Rider, etc.) only if specifically stated in the prize list. A competition may offer up to three classes in each subsection of the Saddle Seat, Hunter Seat and Driving sections (e.g. three Amateur English Pleasure Hunter seat classes, three English Pleasure Saddle seat Geldings classes, etc.) however, only one class within each subsection and the championship within each subsection will count for HOTY awards for any one competition. The prize list must clearly state which classes count for Horse of the Year points.

1. ENGLISH PLEASURE SADDLE SEAT and CHAMPIONSHIP (Open, Amateur, Jr. Exhibitor, Maiden, Novice, Limit, Geldings, Mares, Ladies, Gentlemen). Judged on manners, performance, presence, quality and conformation.
2. ENGLISH PLEASURE HUNTER SEAT and CHAMPIONSHIP (Open, Amateur, Jr. Exhibitor, Maiden, Novice, Limit, Geldings, Mares, Ladies, Gentlemen). Judged on manners, performance, presence, quality and conformation.
3. ENGLISH PLEASURE DRIVING and CHAMPIONSHIP (Open, Amateur, Jr. Exhibitor, Maiden, Novice, Limit, Geldings, Mares, Ladies, Gentlemen). Judged on manners, performance, presence, quality and conformation.
4. ENGLISH PLEASURE UNDER SADDLE and CHAMPIONSHIP (Open to both Saddle Seat and Hunter Seat Entries). Any English Pleasure class that allows entries to compete in either Saddle Seat or Hunter Seat attire and equipment must be run as an unrated, recognized class or opportunity class. Competition management must list the class specifications in the prize list and a licensed judge is not required.
5. ENGLISH PLEASURE HORSEMANSHIP and CHAMPIONSHIP (Saddle Seat, Hunter Seat, Driving). To be shown at the appropriate gaits listed in EP103.1 and EP103.2. To be judged on the rider’s awareness of the horse’s performance. Offering of prize money in horsemanship classes for junior exhibitors and amateurs is forbidden. In Horsemanship classes, the rider is the competitor and wins the award. Exception: Breed and Hunter Horsemanship classes may offer classes in which scholarship funds are awarded. However, these funds must be disbursed directly to the institution upon proof of enrollment by the awarded recipient. Horsemanship classes will be held as unrated, recognized classes. Horsemanship classes are to be judged in accordance with EP104.

CHAPTER EQ EQUITATION DIVISION

SUBCHAPTER EQ-1 REGULATIONS FOR ALL SEATS

EQ100 Definition
EQ101 Eligibility
EQ102 Judging

SUBCHAPTER EQ-2 HUNTER/JUMPING SEAT EQUITATION SECTION.

EQ103 Eligibility to Compete
EQ 104 Horse Welfare (see also GR839)
EQ105 Position
EQ106 Appointments
EQ107 Conduct
EQ108 Class Routine
EQ109 Course Requirements
EQ110 Course Designers.
EQ111 Requirements for Specific Classes
EQ112 USHJA Zone, Regional and National Championships
EQ113 Tests From Which Judges Must Choose
EQ114 Schooling Requirements

SUBCHAPTER EQ-3 SADDLE SEAT EQUITATION SECTION

EQ115 Position
EQ116 Appointments
EQ117 Conduct
EQ118 Class Routine
EQ119 Requirements for Specific Classes
EQ120 Tests
EQ121 U.S. Saddle Seat World Cup Selection Trials
EQ122 Saddle Seat World Cup Competition.

SUBCHAPTER EQ-4 WESTERN SEAT EQUITATION, reining seat equitation AND WESTERN HORSEMANSHIP SECTION

EQ123 General
EQ124 Position
EQ125 Appointments
EQ126 Conduct
EQ127 Western Seat Equitation
EQ128 Western Horsemanship
EQ129 Reining Seat Equitation
EQ130 Requirements for Specific Classes.
EQ131 Tests from which judges must choose

CHAPTER EQ EQUITATION DIVISION

SUBCHAPTER EQ-1 REGULATIONS FOR ALL SEATS

EQ100 Definition

The Equitation Division is divided into three sections: Hunter/Jumping, Saddle and Western Seats. Judges officiating these sections shall be licensed accordingly unless permitted in the rules of the specific Equitation Finals (Exception: GR1005). Separate classes can be offered for boys and girls; different age limits; or ribbons won. Dressage Seat Equitation is exempted from the requirements of Chapter EQ. For Dressage Seat Equitation, see DR133.

EQ101 Eligibility

1. Riders in classes for junior exhibitors cannot have reached their 18th birthday in accordance with GR128, however competitions are encouraged to offer Adult Equitation classes for amateur riders who have reached their 18th birthday.
2. In Equitation classes only the rider is being judged, therefore, any horse that is suitable for a particular style of riding (i.e., Hunter/Jumping Seat, Saddle Seat or Western/Reining Seat) and is capable of performing the required class routine is acceptable. Performing in Saddle Seat Equitation the gaits of the class are the walk, trot, and canter to be shown both ways of the ring, correct diagonals and leads to count. For five gaited division a slow gait and rack will be added to the class gaits.
3. Stallions are prohibited. (Exception: USEF Talent Search Class/Finals; Hunter/Jumping Seat Equitation classes restricted to adults; classes restricted to a breed if division rules for the breed of horse ridden permit their use for juniors, and if the division rules for the breed of horse ridden permit juniors to ride stallions).
4. Any rider competing and or riding anywhere on the competition grounds with their stirrup, stirrup leather, fender, or foot tied and/or secured in any manner(including but not limited to magnetic stirrups or tape) will be eliminated from the entire competition. The steward will note the trainer name(s) on the steward's report, and further disciplinary actions may be taken by the Federation.
5. Management shall not permit an animal to compete in any equitation class restricted to ponies or in any class where the pony's height is a qualifying factor unless the person presenting the animal is in possession of a measurement card issued by the Federation or a copy of a valid measurement form.

EQ102 Judging

1. SOUNDNESS. All horses/ponies must be serviceably sound. Horses/ponies that are unsound will be eliminated and ineligible for an award in that class. The judge's decision regarding soundness is final. The following options may be used to determine soundness in hunter/jumping seat equitation.
   a. Option A: Trot a circle on a loose rein following any equitation round over fences. Exception: Jogging will not be required in testing phases.
   b. Option B: In hand jog preceding a championship/finals class.
2. Any rider not having their mount under sufficient control will be dismissed from the ring and disqualified from that class.
3. Riders must remain on the same mount throughout all phases of a class until the judge requests a change.
4. No rider can be asked to perform a test on another horse before they have performed the same test on their own.
5. Attendants are not allowed in the ring except at the request of judge(s).
6. When additional tests are desired, the judges' instructions to riders are publicly announced. It is suggested that the judge go over these instructions with the announcer immediately before they are announced to assure mutual understanding of the wording. For testing in Hunter Seat Finals, when riders are called back

collectively into the ring without their trainers, they may be given a copy of the course. If the judge desires, the test may be written on the course diagram.

7. Judges cannot confer with riders individually during the line-up. (Exception: Verbal testing).
8. At Federation licensed hunter and/or jumper competitions, judges may not adjudicate from the same location as the starter, or from a place where competitors and/or trainers are permitted to congregate.
9. ELIMINATIONS.
   a. If eliminations for a class are separated from the final phase, the performance in each phase has equal consideration unless otherwise specified in the prize list or class specifications. (Exception: ASPCA Horsemanship Finals.)
   b. The final phase will be conducted in the same manner as the elimination except a different course can be used in the Hunter/Jumping Seat classes and different tests can be used in all classes.
   c. If a posted workout is to be used at a later time it should be publicly announced and should be posted near the in-gate before the workout is called.
10. In Open Equitation and Medal Classes, horses may not be ridden by more than one rider per class or section of the class. (Exception: Saddle Seat Equitation and Tests requiring a change of horses.)
11. In a work-off a rider may not jump or be required to jump any fence that is not in the original course, except verticals included in the original course may be jumped in the opposite direction provided the ground lines are correct. Jumps must be jumped in the original direction unless otherwise specified.
12. In a Jumping Seat Equitation class, a single judge is not permitted to officiate and operate the electric timer simultaneously.

BOD 06/17/2025 Effective 12/1/2025

SUBCHAPTER EQ-2 HUNTER/JUMPING SEAT EQUITATION SECTION.

WHEN A SUBJECT IS NOT ADDRESSED IN THESE RULES, IT MUST BE ADDRESSED BY THE APPROPRIATE COMMITTEE AND THAT COMMITTEE'S INTERPRETATION WILL STAND AS THE RULE UNTIL THE NEXT YEAR WHEN AN APPROPRIATE RULE CHANGE WILL BE SUBMITTED.

EQ103 Eligibility to Compete

1. In order to compete in any Hunter/Jumping Seat Equitation classes at licensed competitions as an exhibitor, rider, trainer, or their agent(s), a person must be an Active member of the United States Hunter Jumper Association, Inc., or pay a Show Pass fee to the United States Hunter Jumper Association, Inc. Exception: Local Competitions and ex-ceptions listed in GR901.9. Exception: Breed restricted Hunter/Jumping Seat Equitation classes.
2. USHJA Horse Registrations.
   a. All horses competing in Federation licensed and/or USHJA sanctioned competitions with Hunter, Hunter Breeding, Jumper and Hunter/Jumping Seat Equitation classes (except those activities enumerated in GR901.9, items 1-9) not restricted by breed must be properly identified in accordance with GR1101, and must also be registered with USHJA (See GR1101.1). Any change of a horse's name and/or ownership must be recorded with Federation and USHJA in accordance with GR1105 and GR1107. The USEF/USHJA registration number for each horse must be entered on all entry forms for licensed competitions.
   b. Applications for USHJA Registration can be completed online at ushja.org using the USHJA Horse Registration application form. This form is also available from the USHJA office, as a download from the USHJA website or from competition management. Competition management is responsible for notifying exhibitors of this requirement in their prize list.
3. In addition to the provisions of EQ103.2, on or after December 1, 2017, all horses competing in classes that require USHJA horse registration must provide a microchip number that verifies their animal's identity in order to compete for points, money won or be eligible for Federation and/or USHJA programs and awards where horses are required to be recorded or registered.
4. A microchip used to verify identity must be a fifteen digit ISO compliant 11784/11785 chip and be implanted in the nuchal ligament of the animal.

5. This rule will have a transition period from December 1, 2017 to November 30, 2018. During this period, animals that are not in compliance with this rule will not receive points or be eligible for Federation and/or USHJA programs and awards. After this period, all horses that are competing in classes which require USHJA registration which are not microchipped will be ineligible to compete in Federation licensed competitions.
6. Ponies shown in Adult Hunter/Jumping Seat Equitation classes, suitability to count; may cross enter into WIHS Pony Equitation or USEF Pony Medal or any rated Pony Hunter section. See also HU101.

EQ 104 Horse Welfare (see also GR838)

1. The following acts are prohibited:
   a. Riding an exhausted horse.
   b. Lunging a visibly exhausted horse.
   c. Excessive pressuring of a tired horse.
   d. Riding or lunging an obviously lame horse.
   e. Chasing a horse with a whip or other inappropriate use of the whip.
   f. Appendages and attachments are prohibited, including but not limited to bags and flags.
   g. Excessive and/or disruptive cracking of the whip.
   h. Excessive use of a whip on any horse in a stall, aisle, schooling area, competition ring or elsewhere on the competition grounds. The use of a whip must be for a good reason, done at the appropriate time, in the proper place and with appropriate restraint. Excessive whipping will not be tolerated.
   i. Any striking of the horse's head (on the poll or forward of the poll) shall be deemed excessive.
   j. Repeated jerking on the reins and sawing on the bit unless applied to an unruly horse that is jeopardizing its own safety or the safety of its rider.
   k. Improper use of the bit resulting in bleeding, broken skin or broken mucous membrane.
   l. Excessive use of the spurs or spurring resulting in broken and bleeding skin.
   m. Rapping the legs of a horse with the butt end of a riding crop or other implement.
   n. Use of any substance to induce temporary heat causing hyper-sensitization.
   o. Poling. See GR839
   p. Use of a wire or chain in conjunction with any schooling jumps.
   q. Use of electronic shock devices in schooling or showing.
   r. Use of shackles, hock hobbles and similar devices, with the exception of kicking chains while the horse is in the stall or in transport. This does not prohibit the use of rubber or plastic exercising devices.
   s. Showing a horse with hypersensitive, raw or bleeding sores around the cornets, pasterns, legs or body.
   t. Use of laser beam devices anywhere on the competition grounds, except in an exhibition or if required in class specifications. (Exception: Lasers used in a therapeutic manner).
   u. Withholding of feed or water for prolonged periods.
   v. Letting blood from a horse for other than diagnostic purposes.
   w. Inhumane treatment of a horse in a stall, aisle, schooling area, competition ring or elsewhere on the competition grounds, by any person.
2. Regular and local competitions. Competitors found to be in violation of these rules by the Competition Steward or other Federation Official shall be eliminated/disqualified from competing within the upcoming 24-hour period and shall forfeit all entry fees for such competition. In addition, after consultation between Competition Management, the Steward, or other official involved, and a Senior Judge in the division, additional penalties including disqualification from the balance of the competition may be imposed. All such violations must be recorded in the Steward's Report and, if cruelty or abusive behavior is evident, it will be reviewed by the Federation for such action as may be deemed appropriate to the particular circumstances.

EQ105 Position

1. General. Rider should have a workmanlike appearance, seat and hands light and supple, conveying the impression of complete control should any emergency arise. Exhibitors may ride side saddle in Adult Equitation classes but not in classes restricted to Juniors.

2. Hands. Hands should be over and in front of horse's withers, knuckles thirty degrees inside the vertical, hands slightly apart and making a straight line from horse's mouth to rider's elbow. Bight of reins may fall on either side. However, all reins must be picked up at the same time. When using two reins, the snaffle rein should be on the outside while the curb rein is on the inside.
3. Basic Position. The eyes should be up and shoulders back. Toes should be at an angle best suited to rider's conformation: ankles flexed in, heels down, calf of leg in contact with horse and slightly behind girth. Iron should be on the ball of the foot and must not be tied to the girth.
4. Position in Motion. At the walk, sitting trot and canter, body should be a couple of degrees in front of the vertical; posting trot, inclined forward; galloping and jumping, same inclination as the posting trot.
5. Mounting and Dismounting. To mount, take up reins in left hand and place hand on withers. Grasp stirrup leather with right hand and insert left foot in stirrup, toe in girth and mount. To dismount, rider may either step down or slide down. The size of rider must be taken into consideration.

EQ106 Appointments

1. Protective headgear. All riders must wear protective headgear. See GR801.1. While competing in a class, if a rider's chin strap becomes unfastened, the rider may stop, re-fasten the chin strap and continue their performance without penalty or elimination. A judge may, but is not required, to stop a rider and ask them to refasten a chin strap which has become unfastened, again without penalty to the rider. Headgear must be free from non-traditional adornment.
2. Conventional attire following the tradition of fox hunting is encouraged and preferred. It is further recommended that the rider's attire does not distract from the performance of the horse and rider. Judges shall not eliminate a rider for inappropriate attire except for safety (see GR801). Shirts must have a choker, similar collar or tie. Breeches may be buff, canary, tan, rust or white.
3. Spurs, crops or bats are optional but if used must be a conservative color. Spurs must be made of smooth metal or plastic. Rowel spurs with serrated edges are not permitted. Hammer spurs are allowed. Metal or plastic "impulse" spurs with round hard plastic or metal knobs and "Dummy" spurs are allowed. The contact surface with the horse and all edges must be smooth and rounded. Athletes when mounted may wear only one spur on each boot.
4. Inappropriate attire. When management permits Hunter/Jumping Seat Equitation riders to ride without jackets, riders must wear traditional, short, or long-sleeved riding shirts with chokers or ties. Polo shirts and full chaps are not permitted except in unjudged warm-up classes. Management or Judge may eliminate an exhibitor who is inappropriately attired.

5. Tack. Judges may penalize but not eliminate a horse or pony that competes in unconventional tack. Judges must eliminate a horse or pony that competes in illegal tack.
   a. Hunter Seat Equitation:
      1. Legal bits include snaffles, pelhams, kimberwickes, or full bridles. Illegal bits include, but are not limited to, two rings, three rings, gags (other than the hunter gag), et cetera. Changing of bit/bridle between phases is permissible.
      2. Illegal nosebands include but are not limited to, drop, flash and figure eight nosebands.
      3. Martingales are permitted in classes over obstacles and in the jumping phase of classes requiring both jumping and flat work. Martingales are not permitted on the flat in any class or phase unless class specifications allow their use.
   b. Jumping Seat Equitation (USEF Talent Search, WIHS Jumper Phase, USHJA Jumping Seat Medal, and any class specifically designated as a Jumping Seat Equitation class):
      1. Legal bits include snaffles, pelhams, gags, kimberwickes, and two or three ring bits. Full bridles may be used. Any other bits (including but not limited to hackamores, etc.) are prohibited. Exception: Hackamores may be used in jumping phases of the USEF Talent Search Classes and Finals. Changing of bit/bridle between phases is permissible.
      2. Legal nosebands include leather cavesson, flash, drop and figure eight.
      3. Martingales are not permitted on the flat in any class or phase unless class specifications allow their use. Running Martingales used in the conventional manner are legal in the over fences phase only. Standing martingales, German martingales, draw reins, or restricted martingales are prohibited in all phases.
      4. Bit converters may be used.
      5. Blinkers are prohibited.
   c. Cable or metal tie downs are prohibited for use on horses and ponies.
   d. Curbs. When using a curb with any leverage bit, it must be constructed of loose links, joints, and/or lie smooth against the jaw of the horse and be free of twists, sharp objects or anything inhumane. A curb may be wrapped or inserted into a cover for the comfort of the horse. A curb may not be used in conjunction with wire, metal, rawhide, metal “keepers”, or any other substance except for attachment of curb to the bit.
   e. Boots and conservative colored bandages are permitted on the legs only. An entry will be eliminated for competing with a belly band, or a wrap or bandage anywhere other than the horse’s legs. The total maximum weight of equipment allowed to be added to a horse’s leg, front or hind (single or multiple boots, fetlock rings, etc.) is 500 grams or 17.637 ounces (shoe excluded). (See JP111.7)
   f. Type of saddle is optional.
   g. Nose nets are permitted.
6. When showing in the Hunter/Jumping Seat Equitation section it is recommended that riders use traditional stainless steel stirrup irons that promote proper position of the foot in the iron as well as a correct leg position. It is further recommended that riders use stirrup irons that allow judges a clear and unobstructed view of the position of the foot in the stirrup. Judges may not eliminate a rider for using a particular style of stirrup iron. (Exception: see EQ101.4)
7. Electronic Communication Devices.
   a. No mounted exhibitor may wear or carry an electronic communication device (i.e., cellular telephone, pager, walkie talkie, etc.) while in the competition ring. The penalty for wearing or carrying a forbidden device if observed by the judge may be elimination from the class during which the device was worn or carried.
   b. Electronic communication devices used for purposes of coaching, etc., between competitors and individuals outside the ring shall be prohibited in all classes.
   c. Exhibitors who have a chronic condition may apply for a Presidential Modification exempting them from the provisions of this rule in accordance with GR153. Riders may not use these devices in over fences classes.
   d. An exhibitor who has a chronic condition and has previously been granted at least one annual presidential modification related to the condition, may submit an application for approval of a special three-year presidential modification related to the same condition. The application must be accompanied by sufficient supporting documentation that the condition is unlikely to improve during the three-year period.

e. The unsafe use of electronic devices, as determined by the competition steward in their sole discretion, including cell phones while mounted is prohibited in all areas designated for schooling and exercise, and while lungeing horses on competition grounds. Earphone(s)/Earbud(s) are prohibited in all areas designated for schooling and exercise.

BOD 06/17/2025 Effective 12/1/2025

EQ107 Conduct

(See GR1210.1a -.1f)

1. Classes for junior and senior riders can be combined.
2. When entries warrant, it is recommended that competitions restrict Maiden, Novice, Limit and Intermediate riders to their respective categories.
3. DIVISION OF CLASSES. In Hunter/Jumping Seat, if there are 40 or more entries at the beginning of the class, it may be divided and run as two separate sections. All classes with 50 or more entries at the beginning of the class must be divided and run as two separate sections with separate trophies and ribbons; for Hunter/Jumping Seat, a “California split” method, as defined in HU158, must be used if the class requires numerical scores. (Exception: Regional and Na-tional Equitation Finals and all Equitation Classics)
4. MONEY PRIZES. In Equitation classes the rider is the competitor and wins the award. Offering of prize money in Equitation classes for junior exhibitors and ama-teurs is forbidden. (Exception: Scholarship funds may be awarded. However, these funds must be disbursed directly to the institution upon proof of enrollment by the awarded recipient.)
5. RIBBONS. In Hunt-er/Jumping Seat Equitation classes a minimum of six ribbons must be awarded but no more than ten ribbons are required.
6. NUMBERS. Numbers must be worn on the rider’s back and must be clearly visible at all times when in competition.
7. Attention getting devices and/or other noisemakers (including but not limited to tape measures, blow horns, altered bamboo poles, etc.) are not allowed in and around the make-up/schooling/warm-up and competition rings during scheduled competi-tion sessions. Use of explosives and fire extinguishers by or for exhibitors/competitors (except in the case of fire) is not allowed on competition grounds at any time. (See also GR839.1.
8. CHAMPIONSHIPS. Championships in the Hunter/Jumping Seat Equitation division may be offered on a competitive basis or based on points. Only Championships awarded based on points will count for Zone HOTY points.
   a. Championships awarded on a competitive basis:
      1. Can be held as a free post entry class open to any designated number of place winners in the Hunter Seat section (minimum of two) except Maiden, Novice and Limit classes;
      2. Can be held as an Open class with advance entries for riders who have competed in at least one other class in the Hunter/Jumping Seat division. To be shown over a minimum of six jumps not to exceed 3’6”. Wings can be no wider than 36”. Judges can require additional tests; or
      3. All judges officiating in classes stated to qualify for the Champion and Reserve can confer and designate a first or second place winner on the basis of performance in these classes. Riders can be required to work-off at judge’s discretion using only those tests permitted under EQ113.
   b. Championships awarded based on points:
      1. A Championship may not be offered in a section unless a minimum of two Over Fences classes and one Flat class are held. A Championship will not count for points unless a minimum of three entries complete a minimum of two over fences classes and one flat class. If a competition offers more than one Flat class in any one section, only one will count toward the Championship. The prize list must specify the class to count.
      2. The Champion and Reserve Champion titles are awarded to the top two of the four riders that acquired the most points performing over a regulation course with obstacles at the full height required in the section in which shown. In addition to these points, only these four riders receive points for ribbons won in one flat class. In case of a tie score the Championship and/or Reserve is awarded to the rider that accumulated the most points over fences.

9. In Hunter/Jumping Seat Equitation classes, an exhibitor, trainer, and/or rider may meet with the judge(s), if agreed to by the judge(s) and must be accompanied by the Steward. The exhibitor, trainer, and/or rider may ask questions about their performance only, and only after completion of competition in that arena for the day. All meetings must be documented in the steward's report, including the requestor's full name and Federation ID number.

BOD 06/17/2025 Effective 12/1/2025

EQ108 Class Routine

1. Over obstacles.
   a. The performance begins when the horse enters the ring.
   b. Each competitor's round will be scored on the rider's performance.
   c. Each competitor may circle once before approaching the first obstacle. They then proceed around the course keeping an even pace throughout.
   d. If a refusal occurs in a double or triple, competitors must re-jump all obstacles in the combination.
   e. The judge will determine a base score for each competitor's performance. A knock down penalty of four (4) points per rail will be deducted from the base score.
   f. In classes with a time allowed, a one (1) point deduction per second over the time allowed will be deducted from the base score.
   g. The following constitute major faults:
      1. A refusal.
      2. Trotting on course when not part of a test.
      3. Crossing your track; A track is established once a horse has landed from a fence or completes a required test and follows the horse until the consecutive fence is jumped or the next test is executed. Upon completion of each consecutive fence or performance of the next test, the track is erased. Crossing a track between obstacles and/or required tests shall constitute a disobedience and will be penalized by the judge(s). Exceptions:
         a. A course diagram that requires a rider to cross their track.
         b. Snake or multiple panel jumps that are jumped consecutively
      4. Addressing a jump – Prior to jumping the first jump, coming to a complete stop in front of a jump in order to show the jump to the horse is unacceptable. Walking or trotting by the jump in a forward moving manner is acceptable.
   h. The following constitute faults at the judge's discretion:
      1. A loss of stirrup(s).
      2. A loss of rein(s).
   i. An eliminated rider must leave the ring immediately. If elimination occurs during a ride-off, the competitor is placed last of all those chosen for the ride-off, but placed before any riders not participating (see EQ113). The following actions will result in elimination:
      1. Fall of horse and rider (rider shall not remount in the ring).
      2. Three cumulative refusals. Exceptions: Riders will be eliminated after two refusals in the USEF Hunter Seat Medal Finals, USEF Pony Medal Finals, Maclay Finals, USHJA 3'3 Jumping Seat Medal Classes and Finals, USHJA 3'3 Adult Jumping Seat Medal Classes and Finals, USEF Talent Search class and the WIHS Equitation Jumper phase.
      3. Off course.
      4. Trotting or cantering through the in-gate or out-gate.
   j. Any or all competitors can be called back to perform at a walk, trot and canter or to execute any appropriate tests included in class requirements (see EQ111 and EQ113). If a rider does not attempt a part of the test (e.g., fails to back, fails to halt) a score of 50 shall be given for the first occurrence. If a rider attempts the test, but encounters difficulty (e.g., loss of counter lead, breaking to the canter in front of a trot fence), up to 10 points may be deducted depending on severity, for each occurrence.
2. Flat Classes and Flat Phases.
   a. In Hunter Seat or Jumping Seat Equitation flat classes or phases, judges must work competitors in groups of twenty (20) or less.
   b. Light contact with the horse's mouth is required.

   c. Martingales are not permitted on the flat in any class or phase unless class specifications allow their use.
   d. Competitors shall proceed at least once around the ring at each gait and, on command, reverse and repeat. The order to reverse can be executed by turning either toward or away from the rail. Entries then line up on command.
   e. All tests must be on the flat.
   f. In addition to the class requirements of EQ111 and EQ113, in Intermediate, Open Equitation classes for riders 12 years of age and older, ASPCA Maclay classes, and all USEF Hunter Seat Medal classes, riders may be asked to work collectively without stirrups.
   g. In addition to the class requirements of EQ111 and EQ113, in Open Equitation classes for riders 12 years of age and older, ASPCA Maclay classes, and all USEF Hunter Seat Medal classes, judges may call for more advanced flatwork such as shoulder in, shoulder out, haunches in, haunches out, and changing direction collectively.
3. Outside assistance will be penalized at the judge's discretion.
4. In cases of broken equipment or loss of shoe, the competitor must continue or be eliminated. Exception: see EQ106.1 for protective headgear.
5. The number of competitors who complete the course will be used to determine the number of entrants for the increment system.
6. In any two-phase equitation class, i.e. the WIHS, Maclay and the USEF Talent Search, a rider must complete both phases to be eligible for a ribbon in the overall standings. Exception: USEF Hunter Seat Medal see EQ111.3.
7. No medal class with a national year-end finals may run concurrently with any other class or section in the same ring. Exception: Pony Medals and WIHS Equitation Hunter Phase.

EQ109 Course Requirements

See EQ111 for course requirements specific to Medal Classes

Classes must be held over at least six obstacles.

1. All obstacles must be at least 5'6" wide across the jumpable portion.
2. In Maiden, Novice, Limit and classes for 14 years and under, jumps cannot exceed 3' (or 0.90m when class specifications list fence height in metric.)
3. In Intermediate classes obstacles cannot exceed 3'3" (or 1.0m when class specifications list fence height in metric.)
4. In Open Classes and Classes for 15 to 17 years, obstacles cannot exceed 3'6" (or 1.10m when class specifications list fence height in metric) and wings are optional.
5. In Novice classes, a change of direction is required.
6. In Limit classes, a change of direction and a combination are required.
7. In Intermediate, 15 - 17 and Open classes, at least one change of direction and a combination are required.
8. Combinations are prohibited in classes restricted to riders 12 years old and under, unless required in specific Federation classes. All combinations must be numbered with a single number and the designations A and B or A, B and C on the course diagram. If only one element of a combination is being jumped, it must be the last element.
9. For all Equitation classes restricted to ponies, the first obstacle of all courses must be a vertical.
10. It is recommended that one class in each competition be held over jumper-type obstacles to encourage interest in FEI competition and one over hunter course so that riders can be judged on their ability to establish and maintain an even hunting pace.
11. In Open Equitation classes for riders 12 years of age and older, the course must include at least two changes of direction, a combination including an oxer and 1/3 of the obstacles must be oxers. In addition, all courses must include at least three of the following:
    a. Bending Line
    b. Narrow Jump (5'6"-8')
    c. Roll-back Turn
    d. Fence at the end of the ring
    e. Long approach to a single jump

12. Cavalettis, trot poles, or step poles are not permitted for use in competition. Exception: classes restricted to poles.
13. The top element of all obstacles must be securely placed so that a slight rub will not cause a knockdown. If safety cups are used the top cup must be the deepest cup available. A plank may not be used as the top element of a jump.
14. FEI approved safety cups must be used for the back rail of all oxers in the competition ring.
15. The use of the FEI approved safety cups is mandatory in all warm-up/schooling areas on the back rail of all oxers. If an oxer is set so that it may be jumped in both directions, safety cups must be used on all top rails. It is the Competition Manager's responsibility to ensure sufficient FEI approved safety cups are available in each warm-up/schooling area, the competitor's responsibility to use the safety cups in the school area, and the Steward or CSS's responsibility to ensure the safety cups are being used.
16. For the purposes of eligibility and cross entry corresponding heights are:

Height (metric equivalent height)	Corresponding JP/EQ metric class fence heights used for Hunter and Equitation cross entry and eligibility
2'3" (.69 meters)	.70 meters
2'6" (.76 meters)	.75 meters
2'9" (.84 meters)	.85 meters
3'0" (.91 meters)	.90 meters
3'3" (1.00 meters)	1.00 meters
3'6" (1.07 meters)	1.10 meters
3'9" (1.14 meters)	1.15 meters
4'0" (1.22 meters)	1.20 meters
4'3" (1.30 meters)	1.30 meters
4'6" (1.37 meters)	1.40 meters

BOD 06/17/2025 Effective 12/1/2025

EQ110 Course Designers.

1. The licensed Hunter Course Designer, or their designated representative, must be on the grounds during the classes they have built. The Hunter Course Designer or their designated representative must be present during all Hunter/Jumping Seat Equitation classes for which they have responsibility and be available to report to the judge at any time. The course designer, or their designed representative, must ensure that the courses are properly set for the competition. (Exception: breed restricted competi-tions and open competitions with 50% or more breed specific classes.)
2. A Regional, 'r', or 'R' Hunter Course Designer is required to officiate for all Hunter/Jumping Seat Equitation classes at Federation licensed Regional competitions.
   a. Exception: A Federation licensed Jumper Course Designer is permitted to officiate for any Jumping Seat Equitation classes at Federation licensed Regional competitions.
3. A 'r' or 'R' Hunter Course Designer is required to officiate for all Hunter/Jumping Seat Equitation classes at Federation licensed National or Premier competitions.
   a. Exception: A Federation licensed Jumper Course Designer is permitted to officiate for any Jumping Seat Equitation classes at Federation licensed National or Premier competitions.

EQ111 Requirements for Specific Classes

When creating tests, judges must consider the level of ability of the riders in the class.

1. The following age limit classes are suggested but may vary according to local conditions:
   a. For juniors: 14 and under, and 15-17; and
   b. For amateurs: 18 to 35, 36 and over.
2. Maiden, Novice, Limit, Intermediate.
   Open to riders that have not won one/three/six/twelve first place ribbons respectively competing in equitation classes at Regular and Local competitions of USEF or Equine Canada.

a. Maiden. For juniors and amateur riders who have not won 1 blue ribbon over obstacles. Test 1-3
b. Novice. For juniors and amateur riders who have not won 3 blue ribbons over obstacles. Tests 1-5.
c. Limit. For juniors and amateur riders who have not won 6 blue ribbons over obstacles. Tests 1-7.
d. Intermediate. For juniors and amateur riders who have not won 12 blue ribbons over obstacles 3'3" or higher. Tests 1-14.
e. Open. For juniors and amateur riders. Tests 1-23.
f. The Maiden, Novice, Limit and Intermediate status of riders at Regular and Local Competitions is determined from the closing date of entries. Blue ribbons won in the Hunter/Jumping Seat Equitation section will not affect a rider's status in the Saddle or Stock sections, etc. Ribbons won in classes restricted to a particular breed will affect a rider's status. Ribbons won as a junior affect a rider's status when compet-ing as an adult.
g. Ribbons won in leadline classes and in classes where entries are not required to ride at all gaits will not affect Maiden, Novice, Limit and Intermediate status.
h. Ribbons won in classes not to jump do not affect a rider's status in classes over jumps. However, ribbons won in classes over jumps do affect a rider's status in classes not to jump. Ribbons won in classes with less than six (6) entries do not affect a rider's status. Ribbons won in short stirrup classes and in classes over obstacles lower than 2'3" will not be counted in reckoning Maiden, Novice, Limit, Intermediate or Open status.

3. USEF HUNTER SEAT MEDAL CLASS

For full specifications and qualifying criteria see www.usef.org.

a. Conditions Governing Competitors in USEF Hunter Seat Medal Classes
    1. USEF Hunter Seat Medal Classes are open to Individual Junior Members in good standing who have not reached their 18th birthday in accordance with GR128. Affili-ated Members are not eligible. No credit will be given for winnings before a competitor becomes a member.
    2. A rider can enter USEF Hunter Seat Medal classes anywhere in the United States but the number of points to qualify for the USEF Hunter Seat Medal Final (or semi-finals if held) depends on the requirements of the rider's point state. A rider's point state shall be the state giv-en on the rider's membership application. That address is locked on December 1 of the competition year or the first day of the rider's membership activation, whichever comes first. However, a Life member's address is always locked on December 1 of the competition year. A rider may have only one domicile which is where the rider has their permanent home and where, whenever they are absent, intends to return. The address given on the membership application must be the state where the rider is domiciled at the time of membership activation or renewal. If a rider is found not in compliance with this rule, the rider may be subject to disqualification from the USEF Hunter Seat Medal Finals. A person may apply to the Federation for permission to change their point state.
    3. In the USEF Hunter Seat Medal, exhibitors must qualify by the minimum number of points required by their state. Riders may compete in a total of fourteen (14) USEF Hunter Seat Medal Qualifying classes in a single qualifying period. Any rider who continues to compete after they have competed in fourteen (14) qualifying classes will no longer be eligible to compete in the USEF Hunter Seat Medal Final. (Exception: If a rider is not yet qualified for the USEF Hunter Seat Medal Final after fourteen (14) classes, that rider may continue to compete until qualified. That rider must stop competing in USEF Hunter Seat Medal Qualifying classes as soon as they are qualified for the USEF Hunter Seat Medal Final or they will no longer be eligible to compete in the USEF Hunter Seat Medal Final.) It is the rider's responsibility to calculate and know their points as well as the number of classes they have competed in.
        a. Any rider in their final junior year may not compete in any qualifying classes held at a competition with a start date after August 31 of that competition year.
    4. The winner of a USEF Hunter Seat Medal Class Final is no longer eligible to compete in USEF Hunter Seat Medal classes.
    5. Qualifying procedures for USEF Hunter Seat Medal Classes and any other USEF classes listed in EQ111 will be approved by the relevant USEF Committees and breed/discipline af-filiate organization. Information on qualifying procedures for each of these classes will be available on the USEF website.
b. To be shown over a course of not less than eight obstacles at 3'6" with spreads to 4' (Exception: triple bar type obstacles, maximum spread of 5') which must include one combination including an oxer and two changes of direction after the first obstacle and 1/3 of the obstacles must be oxers. A liverpool or water is

prohibited in USEF Hunter Seat Medal classes including Regionals and Finals. In addition, all courses must include at least three of the following: Bending line, narrow jump (5'6"-8'), roll-back turn, fence at the end of the ring, long approach to a single jump. Two or more tests of the following number of competitors are required. In classes with three (3) who complete the course, three (3) competitors must be called back for testing. In classes with four (4) to thirty (30) who complete the course, at least the top four (4) competitors must be called back for testing. In classes with thirty-one (31) or more who complete the course, at least the top six (6) competitors must be called back for testing. Eight places must be awarded in classes with thirty-one (31) or more entries (See EQ113 for approved tests). Any exhibitor who does not participate in the testing is placed last of those exhibitors called back to test. Should more than one exhibitor fail to return for testing they will be placed at the judge's discretion. Only one rider per horse. To fill a class three (3) competitors must complete the course. For purposes of determining the number of entries for the increment system, the number of entries is determined by the number of exhibitors who completed the course in a class or section of the class. (See EQ108.5). If there are 40 or more entries at the beginning of this class, it may be divided by every other number and run as two separate sections. If there are 50 or more entries at the beginning of this class, it must be divided by every other number and run as two or more separate classes.

c. Conditions Governing USEF Hunter Seat Medal Finals - for full rules and regulations see the USEF website.
    1. On or before July 1 of each year the Federation will announce the competitions at which the Finals will be held. Even though entries for the designated competitions have closed before an individual qualifies, post entries will be accepted.
    2. The Judges for the USEF Hunter Seat Medal Final are to be approved by the Federation giving consideration to the recommendation of the relevant equitation committee or task force.
    3. Riders may only change mounts for the second round of the USEF Hunter Seat Medal Final in the case of illness or injury to the declared horse and must obtain approval from the USEF Hunter Seat Medal Final Committee following examination of the horse by the competition veterinarian.

4. USEF PONY MEDAL CLASS. For full specifications and qualifying criteria see www.usef.org.
    a. Eligibility. Open to Junior Active Members of the Federation who have not yet reached their 18th birthday, on ponies 14.2 hands and under. No Junior over 12 years of age may compete on a small pony. No Junior over 14 years of age may compete on a medium pony.
    b. Course Requirements.
        1. To be shown over a course of not less than six obstacles 2'3" for ponies not exceeding 12.2 hands; 2'6" for ponies over 12.2 hands and not exceeding 13.2 hands; and 2'9'' - 3' for ponies over 13.2 hands.
        2. If distances between related fences are less than 100' (including in and outs), the distances must be adjusted for each height section. The course must include at least two changes of direction and 1/3 of the obstacles must be oxers.
        3. In addition, USEF Pony Medal classes may include any of the following: bending line, narrow jump (5'6"-8'), rollback turn, fence at the end of the ring, long approach to a single jump, a combination. Two tests (See EQ113 for approved tests, excluding test 15) are required during the first round.
    c. Class Conditions.
        1. Only one rider per pony.
        2. To fill a class three competitors must complete the course.
        3. Suitability of a pony to rider will be emphasized.
        4. This class may be judged as one class, with all height sections run consecutively; or management may elect to divide and pin this class in three separate sections, small, medium and large or to divide into two sections, small-medium and large or small and medium-large. In no case may sections be divided into small-large and medium. When classes are divided as outlined above an exhibitor may only ride in one section per competition.
        5. The USEF Pony Medal may be run concurrently with the small, medium, and large pony division. The green pony division cannot be run with the USEF Pony Medal card open as the fence heights are not consistent. However, green ponies may jump in the USEF Pony Medal when the card is held open during the regular pony division if they so choose.
        6. If there are 50 or more entries at the beginning of this class, it must be divided by every other number and run as two separate classes.

7. Classes held at competitions with a start date after July 1 will count toward the next year's Final.

d. Rider Eligibility.
   1. A rider that has qualified for the Finals can continue to compete in qualifying classes.
   2. Riders entered in this class cannot cross enter into a USEF Hunter Seat Medal Class at the same competition.
   3. The winner of the Finals may no longer ride in the Finals or in qualifying classes.
   4. Riders cannot enter both the USEF Hunter Seat Medal Finals and the USEF Pony Medal Finals in the same year.

5. USEF ADULT EQUITATION CLASS. Open to Amateur Senior Members of the Federation and USHJA. Application for membership and amateur certification can be made online. Only one rider per horse. To be shown over a course of not less than eight obstacles at 3'3". The course must include one combination which includes an oxer and two changes of direction after the first obstacle. Two or more tests of the top four competitors are required (See EQ113 for approved tests). To fill a class three competitors must complete the course. The winner will receive an embossed certificate from the Federation. Points will count as follows toward the annual USEF High Point Adult Equitation Rider Award. Classes where six (6) or more entries complete the course: 7, 5, 4, 3, 2, 1. Classes where three (3) to five (5) entries complete the course: 3, 2, 1. If there are 50 or more entries at the beginning of this class, it must be divided by every other number and run as two separate classes.
6. ASPCA HORSEMANSHIP CLASS. Open to Junior members of USEF who have not reached their 18th birthday in accordance with GR127. Rider and trainer (or coach when applicable, see GR108) must be current members of the ASPCA/NHSAA. Fees are payable online by credit card to the National Horse Show Association of America by visiting www.nhs.org and clicking the ASPCA Maclay tab at the top of the page. All contestants are required to perform over at least eight fences at 3'6" with or without wings. The course must include at least two changes of direction, a combination including an oxer, and 1/3 of the obstacles must be oxers. A liverpool or water is prohibited in ASPCA Maclay classes including Regionals and Finals. In addition, all courses must include at least three of the following: bending line, narrow jump (5'6"-8'), rollback turn, fence at the end of the ring, long approach to a single jump. Two cumulative refusals in the ASPCA Maclay Finals will result in elimination, see EQ108.1. A minimum of twelve riders, if available, are required to show at a walk, trot and canter. To be judged on seat, hands, guidance and control of horse. The Under Saddle performance of those riders selected to show under saddle shall count 50%. Only one rider per horse (See EQ113 for approved tests). To fill a class three (3) competitors must complete the course. If 50 or more entries are received the class must be divided by every other number and run as two separate classes.
   a. For the point and qualifying system, see the Federation website at www.usef.org and the National Horse Show website at www.nhs.org. Point system will be set no later than December 1st each year. Riders may compete in a total of fourteen (14) ASPCA Maclay classes in a single qualifying period. Any rider who continues to compete after they have competed in fourteen (14) qualifying classes will no longer be eligible to compete in the ASPCA Maclay Regionals or the ASPCA Maclay Finals. (Exception: If a rider is not yet qualified for the ASPCA Maclay Regionals based on the point requirements of their state of residence after fourteen (14) classes, that the rider may continue to compete until qualified. However, upon qualifying, that rider must stop competing in Maclay classes or they will no longer be eligible to compete in any ASPCA Maclay Regionals or the ASPCA Maclay Final). It is the rider's responsibility to calculate and know their points as well as the number of classes in which they have competed. For complete details on application to offer this class, as well as instructions on submitting results, competition management should contact the National Horse Show. See the National Horse Show website at www.nhs.org for contact information. Classes held at competitions with a start date after August 31 will count toward the next year's finals. Any rider in their final junior year may not compete in any qualifying classes held at a competition with a start date after August 31 of that competition year.
7. USEF SHOW JUMPING TALENT SEARCH CLASS, a test of the abilities of an individual as a show jumping rider, is open to Junior/Young Riders under Federation rules, who are members of the Federation.
   a. Definitions and Eligibility
      1. Junior Rider - An individual who has not reached their 18th birthday as of December 1st of the current competition year. The age of an individual on December 1st will be maintained throughout the entire competition year (See GR128).

2. Young Rider - Individuals are eligible as Young Riders from the beginning of the calendar year in which they reach the age of 16 until the end of the calendar year in which they reach the age of 21 (See GR 151).
3. Winners of twenty Talent Search Classes who are Junior or Young Riders under Federation rules, may compete in the Finals, but are no longer eligible to compete in the USEF Show Jumping Talent Search Class.
4. Winners of the Finals, who are Junior or Young Riders under Federation rules, may continue to compete in the USEF SHOW JUMPING TALENT SEARCH CLASS, in pursuit of additional wins leading towards Gold, Silver and Bronze Medals in recognition of these wins, but may not compete in future Finals.
5. Non-U.S. citizens may compete in the USEF SHOW JUMPING TALENT SEARCH class, but not the Finals.

b. Applying to Host a USEF SHOW JUMPING TALENT SEARCH CLASS
1. All competitions planning to hold a 1*, 2* or 3* USEF SHOW JUMPING TALENT SEARCH CLASS must apply in writing at least eight weeks prior to the competition to the United States Equestrian Federation office at the Lexington, KY address, for permission to hold the class. Please include the name of the competition, the dates, and the name, address and email of a contact person. 3* USEF SHOW JUMPING TALENT SEARCH CLASS applications will be reviewed separately.
2. For every three (3) consecutive weeks of competitions held at any one facility and by any one Licensee, competitions may only hold one (1) 3* USEF SHOW JUMPING TALENT SEARCH CLASS.
3. Competitions may only offer one (1) USEF SHOW JUMPING TALENT SEARCH CLASS regardless of the level.

c. Class Specifications – The USEF SHOW JUMPING TALENT SEARCH CLASS will be conducted using a star (*) level based on the difficulty and class specifications. Star levels will be conducted as follows:
1. For a 1* or 2*, both the Jumping and Flat phases of the USEF SHOW JUMPING TALENT SEARCH CLASS must be held in a jumper or equitation competition ring.
2. For a 3*, the Jumping phase of the USEF SHOW JUMPING TALENT SEARCH CLASS MUST be held in one of the main Grand Prix Jumping competition rings.
3. The time allowed for all a 1* and 2* will be figured at 350 meters per minute.
4. The time allowed for a 3* will be figured at 375 meters per minute, if arena size permits.
5. The time must be manually or electronically timed for 1* and 2* USEF SHOW JUMPING TALENT SEARCH CLASS.
6. The time must be electronically timed for 3* USEF SHOW JUMPING TALENT SEARCH CLASS.
7. The Jumping phase of the class shall be held prior to the Flat phase over a Junior Jumper styled course with a minimum of ten numbered fences at the respective heights, spreads, and other obstacles as delineated below.
   a. (1*) - Fence heights will be 1.10m to 1.15m (3’7” to 3’9”) with a minimum of three (3) spreads (as defined in JP126), excluding triple bar (if any). The course must include one (1) double and one (1) triple combination (or three (3) doubles), and at least one (1) Liverpool covered with water.
   b. (2*) - Fence heights will be 1.15m (3’9”) with a minimum of three (3) spreads (as defined in JP 126), excluding triple bar (if any) and water obstacle. The course must include one (1) double and one (1) triple combination (or three (3) doubles), one (1) water-filled Liverpool, and a water-filled water jump (minimum 2.45m (8’) with an option fence.) The water must have a rail over it and must be colored black or blue so the bottom is not visible.
   c. (3*) - Fence heights will be 1.15m (3’9”) with a minimum of three (3) spreads (as defined in JP126), excluding triple bar (if any), and water obstacle. The course must include one (1) double and one (1) triple combination (or three (3) doubles), one (1) water-filled Liverpool, and a dug in water-filled open water jump of 3.05m to 3.65m (10’ to 12’) with or without a rail over it, at the judge’s discretion in consultation with the Course Designer, a rail may be added over the water in the interest of safety to the competitors. The water must be colored black or blue so the bottom is not visible.
8. Altering Jumping Specifications: The specifications at which a given 1*, 2* or 3* USEF SHOW JUMPING TALENT SEARCH CLASS is held may be altered from that listed in the prize list with the joint approval of the Course Designer, Judges and competition management only in the case of

inclement weather, or unsafe conditions. See GR832.6 for class postponement due to weather conditions. All changes MUST be specifically noted in the Steward's report for the competition.

9. Flat Phase: In the flat phase, riders will show in both directions as a group at the working walk, the working trot sitting, and the working trot rising, as well as showing a lengthening of stride; the working canter, and the working canter showing a lengthening of stride. All riders shall be required to show at the working canter on the counter lead for at least one full revolution of the arena in both directions. No more than 12 shall counter canter at one time. Judges may require any additional tests on the flat (see EQ113). In addition, basic dressage movements may be tested including but not limited to Shoulder-in, Shoulder-out, Haunches-in, and Haunches-out. At least 12 riders, if available, must be called back for the flat phase.

d. Course Requirements
Although the USEF SHOW JUMPING TALENT SEARCH CLASS is located and described in the Equitation (EQ) Chapter of the USEF Rule Book, both the course materials and equipment used and the conduct of the class will be in accordance with the rules and procedures delineated in the Jumper (JP) chapter of the USEF Rule Book unless specifically noted herein. This specifically includes, but is not limited to, rails, planks, gates, jump cups, safety cups, lath or plasticine, numbers, and flags.

e. Other Judging Considerations
1. Jumping Phase - To be judged on style, function and execution.
   a. The performance begins once the horse enters the ring.
   b. Time and jumping faults must be taken into consideration in the judge's evaluation of the rider.
   c. Rules regarding Time to Start (JP137.3 and .4) and Starting and Stopping (JP137.1) will apply.
   d. Two refusals will incur elimination.
   e. The proper use of the whip should not be penalized.
   f. Water Obstacle. In the event that there is an obvious fault at the water obstacle, first score the fault within the context of the round. Unless the fault is caused by a MAJOR rider error, it should not be considered a MAJOR riding fault.
   g. No separate water jump judge is required.
2. Flat Phase - To be judged on rider's position, seat and the correctness and effectiveness of the aids. Excellence and effectiveness on the flat will be rewarded. The performance begins when the class is called to order.

f. Other Class Considerations
1. If 40 or more entries are received the USEF SHOW JUMPING TALENT SEARCH CLASS may be split and run as two (2) separate classes. If 50 or more entries are received, the USEF SHOW JUMPING TALENT SEARCH CLASS must be divided equally and run as two (2) separate classes.
2. Competitors must use the same horse in both phases. Competitors may ride stallions.
3. At least 12 riders, if available, must be called back for the flat phase.
4. All riders must ride in the jumping phase, which will be offered first and constitutes entry into the class as a whole, regardless of whether the rider is one of those called back for the second, flat phase. To fill a class, THREE COMPETITORS MUST COMPLETE THE COURSE.

g. See EQ106.5b for tack and saddlery restrictions.

h. Talent Search Finals
Information about the USEF Show Jumping Talent Search Finals qualifying procedures, and requirements for officials, can be found on the Federation's web site. Qualifying procedures cannot be changed without the approval of the Federation's Jumping Sport Committee following notification of USHJA of such changes.

8. WASHINGTON INTERNATIONAL HORSE SHOW EQUITATION
For full specifications and qualification information please see www.wihs.org.

a. Riders need not be members of the WIHS Equitation to compete in any qualifying classes, but only current members will accrue points towards year-end finals.

b. QUALIFYING PERIOD. Qualifying period: shows starting on or after September 1st through shows starting on or before August 31st.

c. Awarding of Points
1st - 6th place points are tabulated by multiplying the # of riders in the qualifier class by 10, 6, 4, 2, 1, ½ points respectively. Three riders must complete the course in order for points for that phase to count. In order for overall points to count in a two-phase qualifier, three riders must complete the course in at least

one of the two phases and at least three riders must compete in the second phase. (See HU119 for definition of competed)

When there is a two-phase junior equitation qualifier, only the overall results of a two-phase junior equitation qualifier will be tabulated for the standings. A multiplying factor of 2 will be applied to these classes only.

d. CLASS SPECIFICATIONS. WIHS Equitation and WIHS Pony Equitation:
   1. The WIHS Equitation Classes are open to junior members of USEF or Equine Canada.
   2. Three riders must complete the course for the class to be included in the National Ranking.
   3. The same horse must be used in all phases of the event. No Exceptions.
   4. Only one rider per horse, unless the judge requests a change.
   5. Classes to be judged in accordance with the current USEF standards for equitation.
   6. Riders may only compete in one WIHS Equitation class at a show.
   7. If there are 50 or more entries at the start of either phase, that phase must be divided as under HU162 ("California Split"). If one phase is split and there are fewer than 50 entries in the second phase, splitting the second phase is optional. Only phases with more than 50 entries must be split. If either phase is double pinned, then the overall results must also be double pinned. Points will be awarded based on the number of riders in the largest phase after any split, however for calculation purposes the maximum differential between the two phases will be no more than ten riders of the lesser section.

e. WIHS Pony Equitation: To be shown over a course of not less than 8 jumps. No junior rider over 12 years of age may compete on a small pony. No junior rider over 14 years of age may compete on a medium pony. Fence heights: 2'3" for ponies not exceeding 12.2 hands; 2'6" for ponies over 12.2 hands and not exceeding 13.2 hands; and 2'9"- 3' for ponies over 13.2 hands and not exceeding 14.2 hands. The suggested distance for the in and out is 20' for small ponies, 22' for medium ponies and 24' for large ponies. The distance must be altered for each height division. WIHS Pony Equitation classes may include any of the following: bending line, narrow jump (5'6"-8'), rollback turn, fence at the end of the ring, long approach to a single jump. It is recommended that the course be consistent with EQ109.11. A numerical score will be given. WIHS Pony Equitation class may run concurrently with the small, medium and large pony division.

f. WIHS Equitation: See EQ106.5b for tack and saddlery restrictions. Boots and conservative colored bandages are permitted in both phases.
   1. Hunter Phase - To be shown over a minimum of 8 jumps at 3'6". It is recommended that the course be a straight forward hunter course consisting of natural jumps. It must include a combination, hunter lines, and a long approach to a single jump. A numerical score will be given. Refer to EQ111.10c for minimum number of riders required for points to count.
   2. Jumper Phase - The course should be of the type used in a High Junior Jumper competition. To be shown over a minimum of 10 jumps at 1.10 m (3'7"). A minimum of either two double combinations or one triple combination are required. There must be at least two changes of direction after the first fence. In addition, at least two of the following are required and more are recommended: vertical - no ground lines; Liverpool; narrow jump - minimum width 5'6"; one or more of the following - triple bar, swedish oxer, fan jump. Refer to EQ110.10.c for minimum number of riders required for points to count.

      A Time Allowed will be used based on a speed of 360 yards per minute. The judge will give a numerical score for each competitor's round. The announcer will announce the judge's numerical score and then deduct time faults as follows: one point for each commenced second over the Time Allowed. Rules regarding Time to Start (JP137.3 and .4) and Starting and Stopping (JP137.1) will apply.

      A FINAL SCORE BELOW ZERO MAY NOT BE GIVEN.
   3. Two Phase Event - Hunter & Jumper - Each phase to be conducted under their own specifications and pinned separately, as well as an overall placing.
      a. Both Hunter & Jumper Phases to be scored under the numerical system. Scores from each phase will be added together to determine the overall winner. In the event of a tie for any placing, the tie will remain.
      b. Scores from the first phase will determine the order of go in the second phase. The highest scores will return last; riders may volunteer to move up in the order.

c. One or more judges may be used in any combination.
d. National Ranking points will be awarded based on the OVERALL placing only.

g. See www.wihs.org for procedures for the WIHS Equitation Finals.
h. Qualifying procedures and Finals procedures cannot be changed without the approval of the Washington International Horse Show Assn., LTD.

9. USHJA Championships, Programs, and Special Classes
For full specifications see www.ushja.org
a. Exhibitors must be Federation and USHJA active competing members in order to participate in the following programs. See www.ushja.org for complete specifications.
1. USHJA 3'3" Hunter Seat Medal Class;
2. USHJA 3'3" Hunter Seat Medal Finals;
3. USHJA Gladstone Cup Equitation Classic;
4. USHJA 3'3" Jumping Seat Medal Class;
5. USHJA 3'3" Jumping Seat Medal Final
6. USHJA National Championship (exception: Affiliate classes);
7. USHJA Zone Horse of the Year Championship; and
8. USHJA Zone Horsemanship Class/Championship;

Horses must be USHJA registered for Gladstone Cup Equitation Classic, USHJA National Championship Zone Horse of the Year Championship, and Zone Horsemanship Class/Championship.

b. Competitions eligible to host the following are:
1. USHJA 3'3" Hunter Seat Medal Class – any USEF licensed Hunter competition;
2. USHJA 3'3" Hunter Seat Medal Finals – any USEF licensed Hunter competition;
3. USHJA 3'3" Jumping Seat Medal Class – any USEF licensed competition;
4. USHJA 3'3" Jumping Seat Medal Final – any USEF licensed competition;
5. USHJA National Championship - any USEF licensed competition;
6. USHJA Zone Horse of the Year Championship Level; and
7. USHJA Zone Horsemanship Class/Championship - any USEF licensed competition

Competitors in the above programs shall accrue Zone Horse/Rider of the Year points in accordance with GR1132.

10. NATIONAL COLLEGIATE EQUESTRIAN ASSOCIATION (NCEA) JUNIOR HUNT SEAT MEDAL
For full class specifications and additional information see usef.org and www.collegiateequestrian.com.
a. Rider Membership. Open to Junior Active Members of the Federation or Equine Canada. Riders must apply for NCEA Medal Membership in order for points to count.
b. Qualifying Period. The qualifying period will be posted on the NCEA website (www.collegiateequestrian.com) and at usef.org, a minimum of fifteen (15) days prior to the start of the qualifying period.
c. Class Specifications. Classes to be judged in accordance with EQ105. Conventional tack per EQ106.5a is required.
1. Qualifying Classes: To be shown over a hunter or jumper type course with a minimum of eight (8) fences at 3'3" in height, spread not to exceed fence height. The course must include at least two changes of direction and a combination. Triple combinations are not permitted. The top 10 will be asked to return to the arena for a flat phase performing at least two individual flat tests from USEF Tests as well as two of the following three: shoulder-in, haunches-in, or leg yield both directions of the ring at the discretion of the judge. Lateral movements must be performed at the sitting trot. (See EQ113 for approved tests).
a. Classes with greater than 50 entries must be split using the California split.
2. Finals: The finals will be a three-phase competition; Fences phase, flat phase, and bracket phase.
a. Fences Phase: To be shown over a course of at least ten (10) hunter or jumper style fences at 3'3" in height, spread not to exceed fence height. The course will be limited to a maximum of two combinations, with one combination being an oxer to a vertical. Triple combinations are not permitted. At least two changes of direction are required.

b. Flat Phase: The top 10, or 20%, whichever is greater will return for the flat phase. See EQ113 for approved Federation Tests as well as two of the following three: shoulder-in, haunches-in, or leg yield. Lateral movements must be performed at the sitting trot.
c. Bracket Phase. The top four (4) riders as determined by the combination of the fences and flat phases, will return for the bracket phase on donated horses. See the full specifications for more details.

11. NATIONAL PHA MEDAL CLASS
    a. Host Requirements
        1. Only USEF licensed horse shows may offer this class.
        2. Competitions must submit the appropriate application, available at nationalpha.com at least 30 days prior to the competition date to: Scott Tarter at scott@twinlakesfarm.com.
        3. Class results must be submitted electronically within ten (10) days after the competition ends, using the same file as is submitted to the Federation, and must be submitted to: Scott Tarter at scott@twinlakesfarm.com.
    b. Eligibility
        1. Open to young riders ages 21 and under. Only one rider per horse.
        2. Riders do not have to be PHA members to compete in this class.
        3. Trainers need to be either PHA Professional or Associate members in good standing for rider's points to count for year-end finals class.

    c. Qualifying Period begins on September 1st of the current competition year and concludes July 15th of the following year.
    d. Course Requirements
        1. To be shown over a course of eight (8) or more fences and offered at 3'3" or 3'6" in height.
            i. Heights to be judged concurrently as one class.
        2. Course shall include a minimum of three (3) oxers with at least one combination. Combination may include one oxer.
        3. There shall be at least two changes of direction after the first fence.

    e. Testing
        1. The course designer/judge shall insert a minimum of two tests into the course selected from the following options: trot jump, hand gallop jump, counter canter jump, halt.
        2. Further testing is optional at judge's discretion. If further testing is requested, those choosing not to return either over fences or on the flat will be placed after those that do return.
    f. Scoring
        1. To fill a class three (3) riders must complete the course.
        2. The top eight (8) riders will be pinned in the order of the judge's choosing.
        3. Classes with up to 15 riders, points will count 10-6-4-2-1-1/2
        4. Classes with 16 to 30 riders, points will be doubled.
        5. Classes with 31 riders and above points will be tripled.
        6. All classes with 50 or more entries at the beginning of the class must be split and run as two separate classes with separate ribbons and trophies.
    g. Year End Championship Class
        1. There will be a championship class for the top 40 riders based upon points accumulated throughout the season.
        2. The winner of the championship class is no longer eligible to compete in that championship class.
        3. The year- end championship class will include a work-off of at least the top four (4) riders of the judge(s)'s choosing.

BOD 06/17/2025 Effective 12/1/2025

EQ112 USHJA Zone, Regional and National Championships

1. General.
    a. The chairman of each USHJA Zone may request permission of the USHJA to hold a USHJA Zone Championship class for the riders within each Zone who have won a first or second place ribbon or have

qualified for the finals in a USEF Hunter Seat Medal class since the last day to qualify for the USHJA Zone Championship the previous year.

b. Two or more USHJA Zone Chairmen may request permission of the USHJA to hold a USHJA Regional Championship Class for riders from Zones requesting to participate in the USHJA Regional Championship who have won a first or second place ribbon or have qualified for the finals in a USEF Hunter Seat Medal class since the last day to qualify for the USHJA Regional Championship the previous year.

c. Application must be made to the USHJA office by the deadline published by the USHJA (see www.USHJA.org).

2. USHJA Zone or Regional Championship classes must be held prior to December 1.
3. Riders who place first or second in a Zone or Regional Championship on or before October 1 shall be automatically qualified to compete at the USEF Hunter Seat Medal Finals in accordance with EQ111.5. Winning after October 1 does not count toward qualifying for the Finals. Placing other than first or second In a Zone or Regional Championship will have no effect on a rider's eligibility to compete in the Finals but will enable the Medal Class winners to compete against each other on a Zone or Regional basis.
4. USHJA Zone or Regional Championships are conducted under the same regulations as the Finals, except a minimum of 25% of the riders must be called back for a work-off.
5. `5. A minimum of five competitors are required to complete the class.
6. Judges for a USHJA Zone or Regional Championship must hold a valid USEF license and must be approved by USHJA.
7. Judges chosen for USHJA Regional Championships are encouraged to design the course. A course designer approved by USHJA must be used to design the course in lieu of the judges. The course must be posted at least one hour prior to the class.
8. USHJA Adult Equitation Championship. The USHJA, at its discretion may choose to hold a National or East and West Championship for Adult Equitation. See www.ushja.org for rules, specifications and eligibility.

EQ113 Tests From Which Judges Must Choose

Tests may be performed either collectively or individually but no other tests may be used. Instructions must be publicly announced.

NOTE: In Hunter/Jumping Seat Equitation classes, any exhibitor who does not participate in the testing is placed last of those competitors called back to test. Should more than one exhibitor fail to return for testing they will be placed at the judge's discretion. If exhibitors are called back collectively to test, they must remain in the ring until all exhibitors have completed the test. If riders are asked to be in the ring during the testing, riders must be able to watch the other competitors test. Equitation tests must not have exhibitors trotting or cantering through in gate or out gate; any exhibitor choosing to trot or canter through the in-gate or out-gate must be eliminated (see EQ108). Obstacles jumped in an equitation test must have been included in the original course. Jumps must be jumped in the original direction unless otherwise specified.

1. Work collectively or individually at a walk, rising/posting trot, sitting trot, and/or canter, and/or demonstrate a two-point or half seat position at the walk or trot.
2. Downward Transition Test:
   a) Walk (4-5 steps)
   b) Halt (4-6 seconds)
   c) Halt and Back for (3-5 steps). When riders working collectively are asked to halt and then back, they should walk forward a few steps and halt again after backing and then proceed with any further instructions from the judge.
3. Question(s) regarding basic horsemanship, tack or equipment and/or conformation. The judge may ask question(s) that are appropriate for the level of expected skill of any given class or specifications.
4. Working either collectively, or individually, riders may demonstrate the lengthening or collection of strides on the flat at the walk, sitting or posting/rising trot and/or canter.
5. Figure Eight at the trot, demonstrating change of diagonals. In any Figure Eight movement, the rider should start at a center point at the halt. To finish the movement the rider is to return to the halt at same position as the point of commencement.

6. Figure Eight at the canter on the correct lead. In this movement, the rider will begin at the halt and demonstrate a simple change of lead. This is a change whereby the horse is brought back into the walkor trot (either is acceptable unless the judges specify) and then restarted into a canter on the opposite lead. in the center of the figure, then will proceed to the second circle on the opposite lead. The rider will halt in the center at the same point of commencement to finish the figure.
7. Jump a shortened course. The riders must jump all obstacles in the same direction of the original course unless the judge clearly states that a jump be attempted in the opposite direction of the original course. If the judge requests that a jump be used in the opposite direction it must be a vertical and if there are ground lines, they must be correct. (See EQ 102.11).
8. Jump low obstacles at a trot as well as a canter. The maximum height of trot jump is determined as 6" lower than class requirements and is not to exceed 3' for horses and 2' for ponies. Oxers may be used as a trot jump in classes listed at 3'6" or higher.
9. Demonstrate a half- turn or a half-turn in the reverse. In all cases where a figure is requested between 2 jumps that requires a change of direction, the rider will not be charged for crossing their path nor will this count as a refusal between the obstacles.
10. Change leads on a line demonstrating simple or flying changes. The simple change is whereby the horse is brought back into the walk or trot (either is acceptable unless the judges specify) and then restarted into a canter on the opposite lead. The flying change is performed in one stride with the front and hind legs changing at the same moment. The change of the leading front and hind leg takes place during the moment of suspension.
11. Figure Eight at the canter demonstrating flying changes of leads. Like all Figure Eight movements, the rider is to first halt at a center point. The flying change is performed in one stride with the front and hindlegs changing at the same moment. The change of the leading front and hind leg takes place during the moment of suspension. The rider will halt in the center at the same point of commencement to finish the figure.
12. Collection of strides between 2 fences. It is recommended that a line chosen for this test be not less than 70'.
    a. For safety purposes, judges may only ask for additional strides to be added and must not ask the rider to leave out a stride.
13. Work collectively or individually at the walk, posting/rising trot, and/or sitting trot, and/or canter without irons. In any case where riders are asked to perform without irons they must be allowed to walk or halt and be afforded the opportunity to cross their irons if they wish.
14. Execute serpentine at a trot and/or canter on the correct leads. If trotting, the rider is to demonstrate the changes of diagonals at the center points of the figure, if cantering, the rider should demonstrate the simple or flying changes of lead in the center of the figure. The simple change whereby the horse is brought back into the walk or trot (either is acceptable unless the judges specify) and then restartedinto a canter on the opposite lead.
15. Canter on the counter lead on the flat. For the purposes of Hunt Seat Equitation on the flat, a counter canter is defined as a balanced canter on the outside lead. If working collectively, no more than 12 riders may counter canter at one time. Riders must complete one full revolution around the arena in eachdirection.
16. A canter on the counter lead may be used on the approach to a jump. For the purposes of Hunt Seat Equitation over fences, the counter canter is designed to improve balance and suppleness.
    When utilizing this test, rider may be asked to:
    1. Approach a single jump on a counter lead. This test requires riders make at least ONE turn or bend of a course of not less that 90* on the counter lead.
    2. Demonstrate a counter canter between 2 jumps on the course. For this test, the rider upon landing off the first jump can choose from the following acceptable options:
        a) If the rider lands firstly on the inside lead, they may demonstrate a simple or flying change of lead before cantering through the first 90* turn and continue to hold the counter lead to the next jump. Either the simple or flying change is acceptable.
        b) If the rider lands firstly on the outside lead, they may continue to hold the outside lead to the next required obstacle.
        c) A judge can not require a rider to land on the counter lead.
17. Demonstrate a turn on the forehand done through the halt.

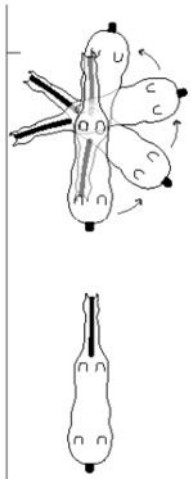

18. Demonstrate a turn on the haunches done from the walk.

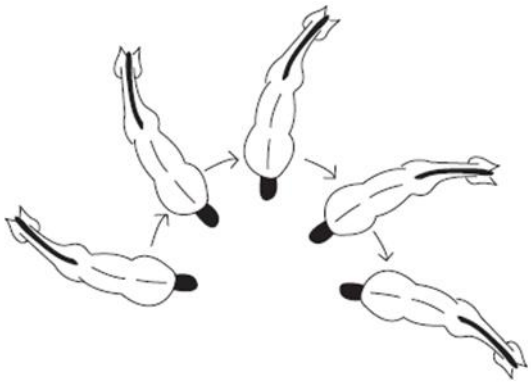

19. Demonstrate Shoulder-in, Shoulder-out, Haunches-in, Haunches-out, Half pass or Leg Yield at either the walk or the sitting trot.

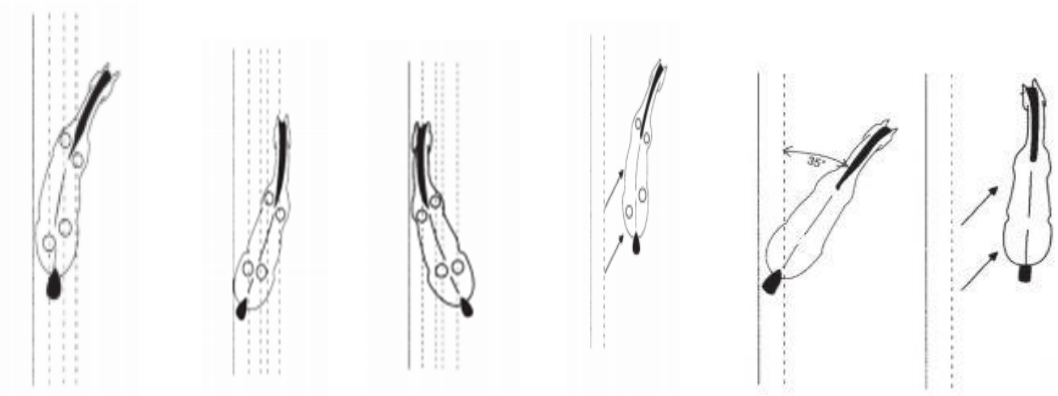

(Shoulder In) (Haunches Out) (Haunches In) (Half pass) (Leg Yield)

20. Hand Gallop. A hand gallop may be used either when riders are working collectively or individually on the flat (no more than 12 riders may hand gallop at one time) and it may also be used on the approach to a jump. The rider must be in a half-seat when executing the hand gallop. A hand gallop may not be requested into or out of a related distance line.
21. Ride without stirrups over fences. The riders must be allowed to remove the irons from the saddle or cross them if they wish.
22. Demonstration ride of approximately one minute. Riders must advise the judge(s) beforehand what ride they plan to demonstrate.
23. Change horses. (Note: this is the equivalent of two tests.) Riders will only change horses for

Championship classes. Riders will not be asked to ride a different horse unless they have ridden the course on their own horse first.

a) When a swap of horses is requested, the rider must be given a minimum of 90 seconds to do a brief flat and jump no more than two (2) schooling jumps.

b) Riders may be requested to jump a previous course or a portion of the previous course. Tests 1 – 22 shall not be included even if included in the former course.

BOD 06/17/2025 Effective 12/1/2025

EQ114 Schooling Requirements

1. Schooling Rules for all equitation classes will follow USEF Jumper Schooling Rules (see JP Appendix A) EXCEPT that Swedish Oxers (maximum 12" difference), ground lines on both sides of an oxer, tarps, coolers, and liverpools are acceptable.
2. The use of FEI approved safety cups is mandatory in all warm-up/schooling areas.
3. The unsafe use of electronic devices, as determined by the competition steward in their sole discretion, including cell phones while mounted is prohibited in all areas designated for schooling and exercise. Earphone(s)/Earbud(s) are prohibited in all areas designated for schooling and exercise.
4. Attention getting devices and/or other noisemakers (including but not limited to tape measures, blow horns, altered bamboo poles, etc.) are not allowed in and around the make-up/schooling/warm-up.

SUBCHAPTER EQ-3 SADDLE SEAT EQUITATION SECTION

EQ115 Position

1. GENERAL. Judges should note that the required Equitation Seat should in no way be exaggerated but be thoroughly efficient and most comfortable for riding the type of horse called for at any gait and for any length of time. In Saddle Seat Equitation classes, riders should convey the impression of effective and easy control. To show a horse well, they should show themsevles to the best advantage. Ring generalship must be taken into consideration by the judges. A complete picture of the whole is of major importance. An exhibitor is entitled to request only one time-out per class. (See GR833). A judge must order from the ring any unruly horse or one whose actions threaten to endanger the rider, other exhibitors, or their entries.
2. HANDS. Hands should be held in an easy position, neither perpendicular nor horizontal to the saddle and should show sympathy, adaptability and control. The height the hands are held above the horse's withers is a matter of how and where the horse carries its head. The method of holding the reins is optional however both hands must be used and all reins must be picked up at one time. Bight of rein shall be on the off (right) side. According to tradition, the "on side" is the side on which you mount and therefore, the "off side" is the opposite side. Riders shall be penalized for switching or carrying at any time the bight of the rein to the ("on" side) left side.
3. BASIC POSITION. To obtain proper position, rider should place themselves comfortably in the saddle and find their center of gravity by sitting with a slight bend at the knees but without use of irons. While in this position adjust leathers to fit. The rider should not be sliding off the back of the saddle nor should there be excessive space in the seat behind the rider's back. Irons should be placed under ball of foot (not toe nor "home") with even pressure on entire width of sole and center of iron. Foot position should be natural (neither extremely in nor out) with heels down.
4. POSITION IN MOTION.
   a. Walk: slight motion in saddle.
   b. Trot: slight elevation in saddle when posting; hips under body not mechanical up-and-down nor swinging forward and backward.
   c. Canter: close seat, going with horse, not rocking.
   d. Slow Gait: steady in saddle, no slap nor twist; legs straight down, intermittent calf pressure permissible; hands slightly raised, flexible contact, no sawing.
   e. Rack: seat smooth in saddle; legs down and slightly back, not thrust forward; hands low in motion with gait, not sawing but placement optional to individual rider and horse.

EQ116 Appointments

1. PERSONAL. Exhibitors and judges should bear in mind that at all times entries are being judged on ability. However, neatness is the first requisite regarding a rider's attire and the following requirements are based on tradition and general present-day customs. Judges must penalize and may eliminate those competitors who do not conform.
   a. INFORMAL: Riding habit will consist of jacket with collars and lapels of the same conservative color with matching jodhpurs, a collared shirt, tie, vest, and complimentary gloves, jodhpur boots, and derby or soft hat (protective headgear may be worn without penalty per GR801.1). Conservative colors for informal riding habits include black, blue, grey, burgundy, green, beige, or brown and may contain herringbone, pin stripes, and other combinations of colors that appear solid. Colors not included in this list are not acceptable and must be penalized and may be cause for elimination. Only informal dress is permitted in American Saddlebred Pleasure Equitation classes and Morgan Classic Saddle Seat Equitation classes, day or night.
   b. FORMAL: Even more conservative attire is required for evening classes. Riding habit will consist of tuxedo-type jacket with collars and lapels of the same color with matching jodhpurs, formal shirt, bow tie, vest or cummerbund, and matching top hat (women), homburg or other soft hat (men). Solid colors for formal riding habits include dark grey, dark brown, dark blue, or black. Formal shirt must be white or off-white with the bow tie and vest or cummerbund to match shirt or riding habit in color. Colors not included in this list are not acceptable and must be penalized and may be cause for elimination. Formal riding habits are not to be worn before 6:00 p.m. and are not mandatory after 6:00 p.m.; exhibitors competing on Pleasure horses have the option to wear formal attire in Open equitation classes as specified by the rule.
   c. OPTIONAL: Blunt end (unrowelled only) spurs and/or riding crops.
   d. Protective headgear is not required in any class in the Saddle Seat Equitation unless stated otherwise within these rules. Use of protective headgear cannot be penalized.
2. TACK.
   a. Bridle: Entries must be shown in either full bridles (curb and snaffle) or Pelham bits in all Saddle Seat equitation classes. Martingales or similar tie-downs are prohibited.
   b. Saddle: Flat English-type. Forward seat, Western and side saddles are prohibited.
3. Electronic communication devices used for the purposes of coaching, etc., between competitors and individuals outside the ring shall be prohibited.
   a. Exhibitors with a permanent hearing impairment are permitted to use an electronic communication device upon submission of a written certification from a treating medical professional's office certifying the permanent hearing impairment and certifying the requirement of an electronic communication device. The

medical certification must be provided to the competition Steward within a reasonable time prior to competing who shall attach a copy to the Steward report.

b. An exhibitor with a disability (other than hearing) will be provided reasonable accommodation upon submission of a written certification from a treating medical professional's office certifying the disability and identifying the accommodation necessary for the exhibitor to compete safely. The medical certification must be provided to the competition Steward within a reasonable time prior to competing who shall attach a copy to the Steward report.

EQ117 Conduct

(See GR1210.1b -.1e)

1. Classes for junior and senior riders can be combined.
2. When entries warrant, it is recommended that competitions restrict Maiden, Novice, Limit and Intermediate riders to their respective categories.
3. DIVISION OF CLASSES.
   In The Good Hands, and Saddle Seat championship classes, judges must work competitors in groups of 20 or less. In USEF Saddle Seat Medal classes, judges must work competitors in groups of 15 or less. In USEF Saddle Seat Adult Amateur Medal Classes it is at the discretion of competition management whether or not to work competitors in groups of 15 or less. In all other Saddle Seat classes, if there are 20 or more en-tries in a class, it is recommended that the class be divided into separate sections by selecting every other number on the list of entries, and that separate trophies and ribbons be awarded. If there are 25 or more entries, the class must be divided and the notification of such publicly announced and posted at least two hours prior to the start of the class. In classes with eliminations, it is the prerogative of the judge, not of competition management, to determine the number of riders from any given section. The list of qualifying riders for the class finals will not be posted or an-nounced until all sections have been worked.
4. MONEY PRIZES. In Equitation classes the rider is the competitor and wins the award. Offering of prize money in Equitation classes for junior exhibitors and ama-teurs is forbidden. (Exception: Scholarship funds may be awarded. However, these funds must be disbursed directly to the institution upon proof of enrollment by the awarded recipient.)
5. RIBBONS. In Saddle Seat Equitation classes one ribbon must be awarded for every six competitors but no more than ten ribbons are required.
6. NUMBERS. Numbers must be worn on the rider's back and must be clearly visible at all times when in competition.
7. Attention getting devices and/or other noisemakers (including but not limited to tape measures, blow horns, altered bamboo poles, etc.) are not allowed in and around the make-up/schooling/warm-up and competition rings during scheduled competi-tion sessions. Use of explosives and fire extinguishers by or for exhibitors/competitors (except in the case of fire) is not allowed on competition grounds at any time. (See also GR839)

EQ118 Class Routine

1. Riders enter the ring turning to the right and proceed counterclockwise. All riders shall be worked both ways of the ring at all required gaits as directed by the judge.
2. Incorrect diagonals and leads shall be penalized.
3. The order to reverse can be executed by turning either towards or away from the rail.
4. Entries will line up on command and any or all riders may be required to execute any appropriate tests included in class requirements. (See EQ118 and EQ119).
5. In all classes the judge(s) must walk the line up. If a judging panel is being used to officiate these classes, all judges must comply with this rule.
6. In any class where a workout is required, specifications for each class regarding mandatory workout must be followed.
7. When individual tests are called for, the judge's opinion rests on a 50-50 analysis of the railwork and the individual tests.
8. The fall of horse or rider does not necessarily cause elimination, but is penalized at the judge's discretion.

9. All entries chosen for a collective workout must be worked both ways of the ring in front of each judge at any gait requested.

EQ119 Requirements for Specific Classes

The following four age restricted classes are suggested but may vary according to local conditions: a) juniors riders who have not reached their 11th birthday; b) junior riders who have reached their 11th but not their 14th birthday; c) junior riders who have reached their 14th but not their 18th birthday; d) adult amateurs who have reached their 18th birthday. A competition committee can also offer classes for riders on a specific type of horse.

1. Maiden, Novice, Limit.
   a. Open to riders that have not won one/three/six/twelve first place ribbons respectively competing in equitation classes at Regular and Local Competitions of USEF or Equine Canada. The Maiden, Novice, Limit and Intermediate status of riders at Regular and Local Competitions is determined from the closing date of entries. Blue ribbons won in the Hunter section will not affect a rider's status in the Saddle or Stock sections, etc. Ribbons won in classes restricted to a particular breed will affect a rider's status. Ribbons won as a junior affect a rider's status when compet-ing as an adult. Ribbons won in leadline classes and in classes where entries are not required to ride at all gaits will not affect Maiden, Novice, Limit and Intermediate status.
   b. MAIDEN. For junior riders who have not reached their 18th birthday and have not won a first place ribbon at a licensed competition. Tests 1-4.
   c. NOVICE. For junior riders who have not reached their 18th birthday and have not won three first place ribbons at licensed competitions. Tests 1-9.
   d. LIMIT. For junior riders who have not reached their 18th birthday and have not won six first place ribbons at licensed competitions. Tests 1-12.
2. WALK & TROT CLASS. Open to riders 10 years of age and under. To be judged on the rail at a walk and trot only. Riders must not have ever been judged in a class at a licensed or non-licensed competition that required a canter. It is recommended that a class having 12 or more entries be divided. If a division is necessary, the recommended split is to divide the entries into a class for riders 8 years old and under and one for riders 9 and 10 years old. Headers will be permitted in the line-up and will be called in by the announcer after the class has lined-up and before they are judged. No tests shall be called. A judge must order from the ring any unruly horse or one whose actions threaten to endanger the rider, other exhibitors, or their entries.
3. 10 AND UNDER. For junior riders who have not reached their 11th birthday. Tests 1-7.
4. 11 TO 13. For junior riders who have reached their 11th but not their 14th birthday. Tests 1-12.
5. 13 AND UNDER. For riders who have not reached their 14th birthday. Tests 1-12.
6. 14 TO 17. For junior riders who have reached their 14th but not their 18th birthday. Tests 1-16.
7. OPEN. For junior riders who have not reached their 18th birthday. Tests 1-16.
8. PLEASURE EQUITATION. For junior riders who have not reached their 18th birthday, riding Pleasure horses with full mane and tail with natural carriage. Classes may be divided as to sex and age of the rider. (For riders competing on American Saddlebreds: Horses cross entered in the Country Pleasure division at the same competition may not wear tailsets or bustles while on the grounds. Riders competing in these classes cannot compete in any other Saddle Seat Equitation classes at the same competition, except USEF Medal, UPHA, The Good Hands and American Saddlebred Pleasure Equitation Medallion Saddle Seat classes on Pleasure horses with full manes and tails with natural carriage. Riders competing in Pleasure Equitation classes are eligible to compete in the Open Saddle Seat Equitation Championship on a Pleasure horse with a full mane and tail with natural carriage only if a Pleasure Equitation Championship is not offered at that competition.
9. ADULT SADDLE SEAT EQUITATION. Open to amateur riders 18 years of age or older. Tests 1-13 and 15-16.
10. CHAMPIONSHIPS. To be awarded on a competitive basis. Competition management shall decide if championships will be restricted to ribbon winners (minimum of 2) of previous classes with a free post entry or if it will be an open class with advance entries required for riders that have competed in a qualifying class. Competition management must allow any class in the saddle seat sections (i.e. age groups, Challenge Cups, Medals, etc.) of the Equitation or Breed specific Divisions to count as qualifying classes for the open saddle seat equitation championship for riders 17 & under. An Adult rider can only show back in an Adult Saddle Seat Championship. The judge(s) must work a minimum number of riders per number of ribbons awarded

(including classes with one entry) from any of the Saddle Seat Equitation Tests appropriate for the class. (See Rules EQ118 and EQ119)

11. FIVE GAITED EQUITATION/HORSEMANSHIP. Open to amateur riders of any age.
12. USEF SADDLE SEAT MEDAL CLASS (17 & Under and Adult/Amateur).
    a. Conditions Governing Competitors in USEF Saddle Seat Medal Classes
        1. USEF Medal Classes are open to Individual Junior Members in good standing who have not reached their 18th birthday in accordance with GR128. Exception: Saddle Seat Adult Amateur classes are open to amateur riders 18 years of age or older. Affili-ated Members are not eligible. No credit will be given for winnings before a competitor becomes a member.
        2. Application for membership can be made directly to the Federation.
        3. In Saddle Seat only the first place winner is eliminated from further qualifying classes during that year. In Saddle Seat Adult Amateur Medal classes a win does not eliminate a rider from further competition for the remainder of the year.
        4. The winner of a Medal Class Final is no longer eligible to compete in Medal classes in the division in which the Final was won. (Exception: Winners of the Saddle Seat Adult Amateur Medal Final will be eliminated from further competition in Saddle Seat Adult Amateur Medal classes after two (2) consecutive or non-consecutive wins of the Final).
    b. For full qualifying and Final specifications for the USEF Saddle Seat Medal Final and USEF Saddle Seat Adult Amateur Medal Final see the USEF website.
    c. USEF SADDLE SEAT MEDAL CLASS (17 & Under). Open to Junior Active Members of the Federation who have not yet reached their 18th birthday. One win eliminates the rider from further competition in this class for the remainder of the qualifying season. Individual workouts of the top four competitors are required and must include two or more individual tests. Tests 1-16. Judging is based 50% on railwork and 50% on individual workout. To fill a class, two competitors must show with proper appointments. If there are more than 15 entries at the beginning of this class, it must be split and run as two separate classes. The same workout is required for both classes.
    d. USEF SADDLE SEAT ADULT AMATEUR MEDAL CLASS. Open to Senior Active Amateur Members of the Federation. A win does not eliminate the rider from further competition in this class for the remainder of the qualifying season. Two or more individual tests of the top four competitors are required. Tests 1-13 and 15-16. Judging is based 50% on railwork and 50% on individual workout. If there are more than 15 entries at the beginning of this class, it must be split and run as two separate classes. The same workout is required for both classes.
13. THE GOOD HANDS. For permission to offer this class and complete details, contact The Mid-America Horse Show Association, email admin@MidAmericaHorseShow.org or phone (847) 537-4743. There is a class fee.
    a. THE GOOD HANDS QUALIFYING CLASSES. For juniors who have not reached their 18th birthday. To be judged as a group at a walk, trot and canter. A minimum of two riders are required to individually execute a figure eight at a canter, trot to the judge, stop and back. After which, Tests 1-16 may be called for. Judging is based 40% on railwork and 60% on individual workout. Horsemanship only to count. To fill a class, two competitors must compete with proper tack. A rider must place first or second to qualify to compete in The Good Hands Finals. One win eliminates the rider from further competition in this class for the remainder of the qualifying season.
    b. THE GOOD HANDS FINALS. To be eligible, entrant must have placed first or second in an official Good Hands qualifying class at an approved competition and must be properly certified by the secretary of the competition at which such win was made. The winner of this championship is not eligible for further participation in this particular event. Open to junior riders who have not reached their eighteenth birthday. The finals consist of two sections: Preliminaries and the Championship class. The preliminary class(es) shall also serve as an elimination for the Championship class. In the preliminary, all eligible competitors are to be judged as a group at the walk, trot and canter both ways of the ring and then are required to individually execute the mandatory workout consisting of a figure eight at the canter, trot back to the judge, stop and back. Judging is based 40% on railwork, 60% on individual workout. Judges shall select 10-15 contestants to compete in the Championship class. In the final phase, all contestants are to be judged as a group at the walk, trot and canter both ways of the ring. All contestants shall individually execute a prescribed workout. Further testing of any contestants may be requested at the judges' discretion. Again, judging is based on a 40% railwork, 60% individual workout analysis. A rider's performance in the preliminary has equal consideration as the performance in the final phase. In the

event a horse becomes incapacitated, upon examination of the competition's veterinarian and a judge or steward, a substitution will be permitted.

14. SADDLE & BRIDLE'S AMERICAN SADDLEBRED PLEASURE EQUITATION MEDALLION. For permission to offer this class and complete details please refer to the website for "Saddle & Bridle" magazine at www.saddleandbridle.com.

EQ120 Tests

Tests from which judges must choose. Tests may be performed either individually or collectively but no other tests may be used. Instructions must be publicly announced. All circles and turns must be performed on correct diagonals and leads. On left diagonal, rider should be out of saddle when horse's left front leg is in the air; on right diagonal, rider should be out of saddle when horse's right front leg is in the air. On left lead, horse's left leg reaches further than the right; on the right lead, horse's right leg reaches further than the left. All changes of lead must be a simple change whereby the horse is brought back into a halt or walk and restarted into the canter on the opposite lead. In Medal and Championship classes individual workout instructions must be written down by the judge and delivered to the announcer at the beginning of the class. Instructions can be posted at the judge's discretion provided it is announced and posted at least one hour prior to the session in which the class is held. The work out pattern in all championship classes shall not be posted online or on social media prior to being posted in the horse show office. Competition management is encouraged to post the workout more than one hour prior to the session if possible. At all World and National Championships and Finals, competitors must be allowed ample access to the competition arena in order to walk on foot the posted workout. A minimum of ½ hour is recommended. In Championship classes and any class where a workout is required, judge(s) must work a minimum number of riders per number of ribbons awarded in the class. The judge(s) determine which riders will be required to perform additional testing. A judge must excuse from the ring any unruly horse or one whose actions threaten to endanger the rider, handler, other exhibitors, or their entries. Tests from which judges must choose:

1. Circle at a trot. When circling clockwise, rider should be on left diagonal; when circling counterclockwise rider should be on right diagonal.
2. Walk or trot on a straight line on or off the rail, using the correct diagonals.
3. Canter a straight line on the rail on the correct lead.
4. Performance around the ring at a walk, trot, or canter using the correct leads and diagonals only.
5. Feet disengaged from stirrups. Feet engaged. In the line-up only.
6. Change of diagonals on or off the rail. The judge must specify diagonal changes to be executed and the beginning diagonal.
7. Execute serpentine at a trot. A series of left and right half circles off imaginary line where correct diagonals must be shown.
8. Back for not more than eight steps.
9. Figure eight at trot demonstrating change of diagonals. Unless specified, it may be started either facing the center or away from the center. If started facing the center, it must be commenced from a halt.
10. Circle at the canter. When circling clockwise, horse should be on right lead; when circling counterclockwise, horse should be on the left lead.
11. Execute serpentine at a canter.
12. Figure eight at canter. Unless specified, it can be started either facing the center or away from the center. If started facing the center it must be commenced from a halt. Figures are commenced in center of two circles so that one lead change is shown.
13. Canter a straight line, on or off the rail, with or without demonstrating simple change of lead. The judge must specify lead changes to be executed and the beginning lead.
14. Ride without stirrups for a brief period of time, at any gait requested (for not more than one minute at the trotting phase). Riders may be asked to disengage or engage stirrups at a halt or walk or any gait requested by the judge. (Exception: Adult Equitation riders must not be asked to perform without stirrups. See EQ119.9, EQ119.12d and EQ119.15e.)
15. Demonstration ride of approximately one minute on own mount. Movements must be selected from Tests 1-14 above. Rider must advise judge beforehand what ride they plan to demonstrate. To be used only in Championship and/or Medal Classes. Riders must have with them two copies (one for judge and one for

announcer) of a written one minute workout in case the judge asks for this test. The test must be stopped at the end of one minute but the rider will not be penalized for not completing it.

16. Exchange horses. This test is to be used only after four or more of the top riders have been tested. Only one pair of riders may exchange horses except in the case of a three-way tie. Saddles may be exchanged. The attendant for each horse being exchanged must be allowed in the ring for the sole purpose of facilitating the change. The purpose of this test is to break a tie.
    a. Exchanging horses may be used to break a three-way tie in an Equitation Championship or Final. In this case, horses will be exchanged according to the placings on the call judge's card. The first place rider will change to the second place rider's horse, the second place rider will change to third place rider's horse, and the third place rider will change to the first place rider's horse.

EQ121 U.S. Saddle Seat World Cup Selection Trials

Selection criteria and information about the trials for the U.S. Saddle Seat World Cup Team will be available on the Federation's website under the Saddle Seat World Cup section.

EQ122 Saddle Seat World Cup Competition.

1. When the United States hosts the Saddle Seat World Cup in conjunction with a Federation licensed competition or as a stand-alone Federation licensed competition, USEF Membership and Show Pass fees will not apply to owners of donated horses and to international competitors.
2. The World Cup Competition will be conducted in accordance with the International Saddle Seat Equitation Association (ISSEA) and applicable USEF rules.

SUBCHAPTER EQ-4 WESTERN SEAT EQUITATION, REINING SEAT EQUITATION AND WESTERN HORSEMANSHIP SECTION

(See Western Rules, Chapter WS)

EQ123 General

1. Riders will be judged on seat, hands, performance of horse, appointments of horse and rider and suitability of horse to rider. Results as shown by the performance of the horse are NOT to be considered more important than the method used in obtaining them.
2. Exhibitors can ride sidesaddle in adult equitation classes but not in classes restricted to juniors.

EQ124 Position

1. Basic Position. The stirrup should be adjusted to the proper length to allow heels to be lower than toes, with a slight bend in the knee and calf close to horse. Feet should be placed in the stirrups with weight on ball of the foot with feet flat on stirrup. Consideration, however, should be given to the width of the stirrups, which vary on Western saddles. If stirrups are wide, the foot may have the appearance of being "home" when, in reality, the weight is being properly carried on the ball of the foot. Body should always appear comfortable, relaxed, and flexible. Arms are in a straight line and close with body, the one holding reins bent at elbow. Only one hand is to be used for reining regardless of type of bit used and hands shall not be changed. Hand to be around reins. When using a romal the riders hand shall be closed around the reins with the wrist kept straight and relaxed, the thumb on top. When split reins are used and ends of split reins fall on the same side as reining hand, one finger between reins is permitted. When using romal or when ends of split reins are held in hand not used for reining, no finger between reins is allowed. The position of the hand not being used for reining is optional but it should be kept free of the horse and equipment and held in a relaxed manner with the elbows close to the body and rider's body straight at all times. Rider can hold romal or end of split reins to keep from swinging and to adjust the position of the reins, provided it is held with at least 16 inches of slack rein between the hands. (Exception: In Reining Seat Equitation, reins may not be adjusted while in motion).

Hand to be above or slightly in front of horn and as near to it as possible. When riding in a snaffle bit or hackamore two hands may be used with arms in a straight line with the body, bent at the elbow at approximately 90 degree angle with hands 6-16 inches apart. (Exception: Arabian division where hackamore and snaffle bits are not allowed.) Bracing against saddle or coiled riata is penalized

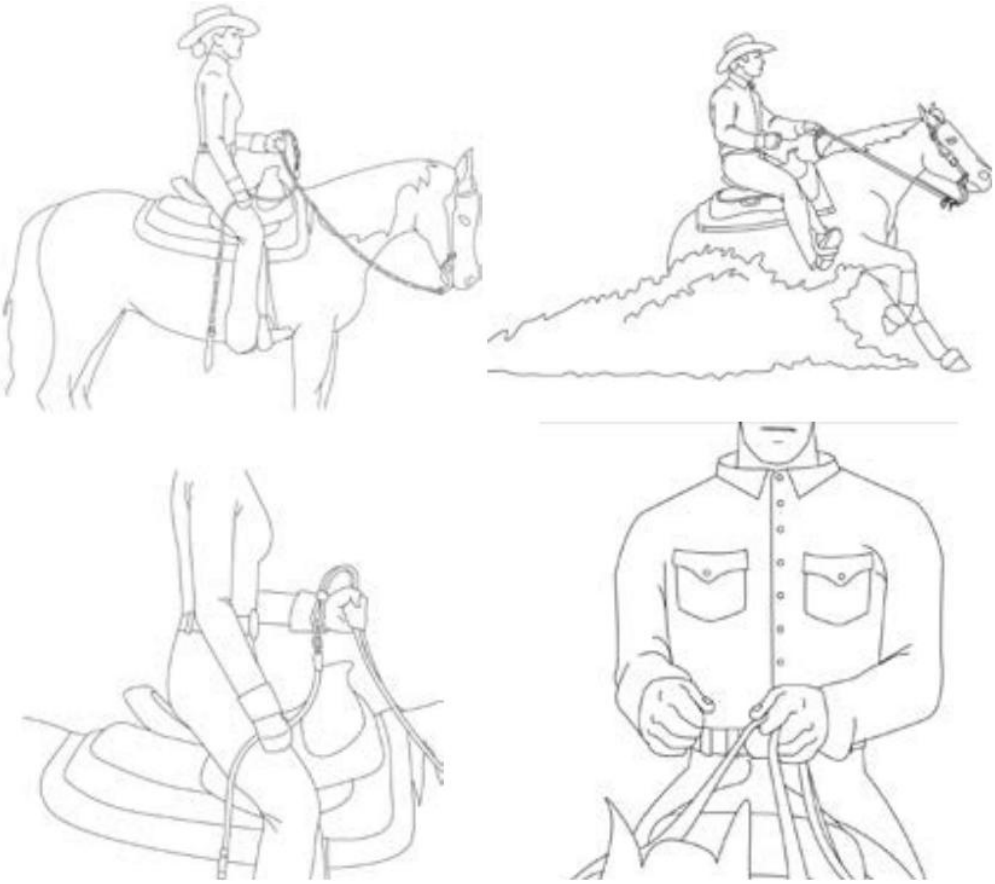

Note: For additional information, see EQ123.1.

2. Position in Motion. Rider should sit to jog and not post. At the lope, rider should be close to saddle. All movements of horse should be governed by the use of subtle aids and the shifting of rider's weight is not desirable. 3. Side Saddle. Side saddle riders should sit square in the saddle, spine to be perpendicular to a horse's backbone. Shoulders to be square and back. Head straight and level. The left leg should hang straight down naturally and close to the horse's side. The heel should be down and the stirrup resting on the ball of the foot, exactly as an astride rider. The left knee rests against the saddle. The lower portion of the rein arm should be parallel with the ground and the reining hand over the right knee. The upper rein arm will take about a 30 degree angle. The knuckles of the reining hand should be vertical with the ground and the reining hand should always be held directly over the right knee and in no way forward of this knee. The upper portion of the inactive arm should be vertical with the body and the elbow of this arm should not protrude to the rear of the upper body. When using closed reins, the inactive hand should be closed around the free ends of the reins and the lower portion of this arm held at about a 45 degree angle in a natural position.

EQ125 Appointments

Competitors must be penalized for incomplete appointments but not necessarily disqualified.

1. Personal. Riders must wear Western hat; long-sleeved shirt with any type of collar; a necktie, kerchief or bolo tie or brooch; trousers or pants; (a one-piece long-sleeved equitation suit is acceptable provided it includes any type of collar). Chaps and boots are required. A vest, jacket, coat, and/or sweater may also be worn.

Protective headgear with harness is optional in all classes; not required to be of Western style. Refer to GR801. Spurs are optional. Side saddle riders must wear an apron of either the closed or buttoned type, or with waist band cut the same as a pair of chaps and double thickness. Hair must be neat and securely fastened if long so as not to cover rider's number.

2. Tack.
   a. The saddle must fit the rider. It may be slick or swelled fork, have a high or low cantle but must definitely be sized to the rider. Nothing that would prevent the stirrups from hanging freely shall be added to or deleted from a standard western saddle. Exhibitors can ride side saddle in adult equitation classes but not in classes restricted to juniors.
   b. There shall be no discrimination against any standard western bit. Curb chains and leather chin straps may be used but must be flat and at least 1/2" in width, and lie flat against the jaws of the horse. No wire, rawhide, metal or other substance can be used in conjunction with or as part of the leather chin strap or curb chains. A light lip strap is permissible.
   c. Hackamores as defined in WS105.4, all snaffle bits as defined in WS105.3 may be used on junior horses; tie-downs, running martingales, draw reins, and cavesson-type nosebands are prohibited. Silver equipment may be used but shall not be given preference over good working equipment. A hackamore or snaffle bit rider may ride with two hands. Horses shown in the Arabian, Half Arabian, Morgan, National Show Horse, American Saddlebred Divisions may not use hackamores or snaffle bits in the Equitation division and must be shown with one hand.
3. Bandages and boots of any type are prohibited. In the event of injury, the judge may permit a protective bandage. In Western Seat Equitation classes where a pattern is required, the use of shin, bell boots and/or protective bandages on the front legs and standard sliding or rundown boots on the rear fetlocks are permitted.

EQ126 Conduct

(See GR1210.1b -.1f)

1. Classes for junior and senior riders can be combined.
2. When entries warrant, it is recommended that competitions restrict Maiden, Novice, Limit and Intermediate riders to their respective categories.
3. DIVISION OF CLASSES
   a. In Western Seat, all classes with 50 or more entries at the beginning of the class must be divided and run as two separate sections with separate trophies and ribbons. (Exception: Regional and National Equitation Finals and all Equitation Classics)
   b. If there are 50 or more entries remaining in a class after a class has been divided, the class must be re-divided by every other number and separate trophies and ribbons must be awarded. Once a class has been re-divided it cannot be divided further.
4. MONEY PRIZES. In Equitation classes the rider is the competitor and wins the award. Offering of prize money in Equitation classes for junior exhibitors and ama-teurs is forbidden. (Exception: Scholarship funds may be awarded. However, these funds must be disbursed directly to the institution upon proof of enrollment by the awarded recipient.)
5. RIBBONS. In Western Seat Equitation classes one ribbon must be awarded for every six competitors but no more than ten ribbons are required.
6. NUMBERS. Numbers must be worn on the rider's back and must be clearly visible at all times when in competition. (Exception: Exhibitors in Open Western events must place number on both sides of saddle pad or on the rider's back. Exhibitors in reining seat equitation section may place number on the left side, both sides of the saddle pad or on the rider's back).
7. Attention getting devices and/or other noisemakers (including but not limited to tape measures, blow horns, altered bamboo poles, etc.) are not allowed in and around the make up/schooling/warm-up and competition rings during scheduled competi-tion sessions. Use of explosives and fire extinguishers by or for exhibitors/competitors (except in the case of fire) is not allowed on competition grounds at any time. (See also GR839.1)

EQ127 Western Seat Equitation

Riders enter the ring at a walk or jog and are judged at a flat-footed four beat walk, two-beat jog and a three-beat lope both ways of the ring. The order to reverse may be executed by turning toward or away from the rail. All competitors are required to back in a straight line during the line up in all classes.

Judges are encouraged to call for at least two tests from EQ131 to be performed by competitors being considered for an award. Due to the difficulty of properly fitting tack, riders shall not be asked to change horses.

See Western Seat Equitation/Western Horsemanship Chart for list of faults and causes for elimination.

EQ128 Western Horsemanship

1. Riders in classes for junior exhibitors cannot have reached their 18th birthday in accordance with GR128.
2. Emphasis shall be placed on horse and rider working together. Execution and correct form of both horse and rider, while maintaining a pleasurable ride are the main criteria for this class.
3. Rider must perform a pattern which will be posted by the judge at least one hour prior to the class. Tests 1-15 may be used.
4. Failure to complete the pattern will not result in disqualification but will be scored accordingly. Rail work is optional at the discretion of the judge. Backing must be included in either the pattern or the lineup.

EQ129 Reining Seat Equitation

1. Riders in classes for junior exhibitors cannot have reached their 18th birthday in accordance with GR128.
2. Emphasis shall be placed on horse and rider working together.
3. Riders will be judged on seat, hands, performance of horse, appointments of horse and rider and suitability of horse to rider.
4. Results as shown by the performance of the horse are NOT to be considered more important than the method used in obtaining them.
5. Riders must perform a reining pattern from RN106, which will be posted by the judge at least one hour prior to the class.
6. No rail work will be performed.
7. A rider who is off pattern will be disqualified and will not receive any award except in a work-off in the case of a tie, the rider will be placed last of those chosen for the work off.
8. Dropping of bits is optional with the judge, but if called for in the ring, assistance, if necessary, may be had from one of the ring officials. Riders must dismount.
9. The official USEF Reining Seat Score Sheet must be used and posted in accordance with RN101.2.
10. Scoring for the Reining portion of the class will be in accordance with RN103. With exception of RN103.2.
11. The Equitation portion of the class will be scored with all riders entering the arena with a score of 70, and each maneuver being scored from a +1-1/2 to -1-1/2.
12. Scores must be announced after each rider works, with the Reining Score being announced first, followed by the Equitation Score, and the Total Score.
13. In the case of tie, the Equitation Score will be used to break the tie. In a multi judge system, the call judge's Equitation Score will be used.

EQ130 Requirements for Specific Classes.

The following three age limit classes are suggested, but may vary according to local conditions: a) juniors who have not reached their 11th birthday; b) juniors who have reached their 11th but not their 14th birthday; c) juniors who have reached their 14th but not their 18th birthday.

1. Maiden, Novice and Limit. For juniors who have not reached their 18th birthday. Tests 1-8.
   a. Open to riders that have not won one/three/six/twelve first place ribbons respectively competing in equitation classes at Regular and Local Competitions of USEF or Equine Canada. The Maiden, Novice, Limit and Intermediate status of riders at Regular and Local Competitions is determined from the closing

date of entries. Blue ribbons won in the Hunter section will not affect a rider's status in the Saddle or Stock sections, etc. Ribbons won in classes restricted to a particular breed will affect a rider's status. Ribbons won as a junior affect a rider's status when competing as an adult.

   b. Ribbons won in leadline classes and in classes where entries are not required to ride at all gaits will not affect Maiden, Novice, Limit and Intermediate status.

2. Under 11. For juniors who have not reached their 11th birthday. Tests 1-6.
3. 11 and Over. Tests 1-15.
4. Open. For juniors who have not reached their 18th birthday. Tests 1-15.
5. Adult Amateur, Tests 1-15.
6. CHAMPIONSHIPS. To be awarded on a competitive basis. May be held:
   a. as a free post entry class, open to any designated number of place winners (minimum of two) in previous classes in the Western Seat section except Maiden, Novice and Limit Classes; or
   b. as an Open class with advance entries for competitors who have competed in at least one other class in the Western Seat Section. Judges may require additional tests. Tests 1-15.
7. USEF WESTERN EQUITATION JUNIOR MEDAL CLASS and USEF WESTERN EQUITATION ADULT AMATEUR MEDAL CLASS
   a. Eligibility for USEF Western Equitation Junior Medal Class: Open to Junior Active members of the Federation who have not yet reached their 18th birthday.
   b. Eligibility for USEF Western Equitation Adult Amateur Medal Class: Open to Senior Active Amateur Members of the Federation.
   c. Class Specifications:
      1. Class will include both rail and pattern work. The judge will determine whether the rail work or pattern work occurs first. Exhibitors are to enter the ring at a walk or jog. Rider will perform work on the rail at a walk, jog, and three beat lope both ways of the ring. Exhibitors may be asked to back during the rail work. Set patterns will be used for these classes. Patterns will be posted on the USEF website.
      2. See EQ123 – 125 for judging specifications.
      3. The same horse must be used in both phases of the class, unless the animal is sick or lame, in which case a veterinarian's certificate is required.
      4. The rail portion will count 50% of the total score, and the pattern will count 50% of the total score.
      5. Off Pattern does not disqualify entries.
      6. Any breed of horse may participate, however stallions are prohibited.
   d. Points:
      1. There is no minimum number of entries for the class to count. Entries must have proper appointments and complete both the rail and pattern phases in order to place.
      2. Points will be awarded as follows: first place, 6 points; second place, 5 points; third place, 4 points; fourth place, 3 points; fifth place, 2 points; sixth place, 1 point.

EQ131 Tests from which judges must choose

Tests can be performed either collectively or individually but no other tests may be used. Instructions must be publicly announced.

1. Back.
2. Individual performance on the rail.
3. Extended jog.
4. Figure eight at the jog.
5. Circles at either a jog or lope.
6. Lope and stop.
7. Extended lope.
8. Figure eight at lope on correct lead, demonstrating simple change of lead (this is a change whereby the horse is brought back into walk or jog and restarted into a lope on the opposite lead). One figure eight demonstrates two changes of lead and is completed by closing up the last circle.
9. Side pass.
10. Figure eight at lope on correct lead, demonstrating flying change of lead.
11. Change leads down center of ring, demonstrating simple change of lead.

12. Ride serpentine course, demonstrating flying change of lead at each change of direction.
13. Demonstrate sliding stop.
14. Execute 360 degree turns (spins).
15. Roll backs.

Western Seat Equitation/Western Horsemanship Chart

	GOOD	MINOR FAULTS	MAJOR FAULTS	ELIMINATION
SEAT	Keeping center of balance Complete contact with saddle Straight back	Sitting off center Sway back Round back Losing center of balance	Excessive body motion Popping out of saddle	
HANDS	Quiet, light hands maintaining consistent head position Proper position (see EQ124)	Unsteadiness Incorrect position	Horse's mouth gapping Heavy hands i.e. Constant bumping restrictions causing untrue gaits Touching horse & touching saddle to prevent fall	Two handing reins Finger between normal reins More than one finger between split reins Less than 16" of rein slack between hands
LEGS	Secure leg position Proper weight in stirrups Controlling motion Weight evenly on ball of foot Heels lower than toes	Uneven stirrups motion in legs Insufficient weight in stirrups Incorrect position	Excessive spurring Loss of contact between legs & saddle/foot & stirrups	Spurring/kicking in front of cinch
CONTROL	Maintaining horse in good form at consistent gaits Ability to maintain horse under adverse conditions	Breaking from walk to jog Breaking from jog to lope Not standing in line up	Breaking from jog to walk Breaking from lope to jog Allowing horse to back crooked Missing leads Failure to back Blatant disobedience Freeze up in spins or roll backs before initiating stop	
OVERALL APPEARANCE	Suitable well-fitted outfit Well-groomed horse Clean equipment	Saddle not suitable to rider's size Unfitted outfit Dirty boots Ungroomed horse Uncleaned equipment	Improper appointments	Illegal equipment Equipment failure that delays completion of pattern
GENERAL	Good attitude towards horse & judge consistency of rider's form	Equipment not fitting horse Failure to use corners and rail Suitability of horse and rider	Inclusion of maneuver not specified Excessive voice commands Excessive circling major delays in	Schooling horse Fall of horse and/or rider Bloody mouth horse with cut or abrasion showing clear evidence of fresh blood in

			transitions Off pattern	mouth, nose, chin, shoulder, barrel, flank or hip area

CHAPTER EV EVENTING DISCIPLINE

SUBCHAPTER EV-1 GENERAL RULES

EV101 Introduction
EV102 Eventing Showcases and Arena Eventing
EV103 National Championships
EV104 Definitions
EV105 Disqualification Summary Table
EV106 Breaking Ties

SUBCHAPTER EV-2 ATHLETE

EV107 Membership for Athletes
EV108 Participation
EV109 Loss of Qualifications
EV110 Entries
EV111 Restrictions on Schooling
EV112 Abuse of Horses
EV113 Dangerous Riding
EV114 Medical Data
EV115 Inquiries, Protests, and Appeals

SUBCHAPTER EV-3 ATHLETE – RULES FOR TESTS

EV116 Rules for Tests

SUBCHAPTER EV-4 ATHLETE – RULES FOR HORSE TRIALS

EV117 Classification
EV118 Dressage Phase Rules
EV119 Dressage Phase Scoring
EV120 Dressage Phase Elimination Summary Chart
EV121 Cross-Country Phase Rules
EV122 Cross-Country Phase Definitions of Faults
EV123 Cross-Country Phase Scoring
EV124 Show Jumping Phase Signal
EV125 Show Jumping Phase Unauthorized Assistance
EV126 Show Jumping Phase Time
EV127 Show Jumping Phase Penalties
EV128 Show Jumping Phase Faults

SUBCHAPTER EV-5 ORGANIZER

EV129 Membership for Organizers
EV130 Organizers' Rights

© USEF 2026

EV131 Omnibus
EV132 Competition Standards
EV133 Division of Entries
EV134 Starting Order and Timetable
EV135 Exercising and Warmup Area
EV136 Inspection of Courses
EV137 Interruptions and Modifications
EV138 Medical Requirements
EV139 Radios and Cellular Phones
EV140 Handling Protests and Appeals
EV141 Athlete Representative
SUBCHAPTER EV-6 ORGANIZER - RULES FOR HORSE TRIALS
EV142 Dressage Arenas
EV143 Calculation of Dressage Scores
EV144 Cross-Country Phase Courses
EV145 Cross-Country Phase Obstacles
EV146 Show Jumping Phase Arena
EV147 Show Jumping Phase Courses and Measuring
EV148 Show Jumping Phase Course Plan
EV149 Show Jumping Phase Markers
EV150 Show Jumping Phase Obstacles
SUBCHAPTER EV-7 ORGANIZER – RULES FOR CLASSIC THREE-DAY EVENTS
EV151 Classic Three-Day Event Rules
SUBCHAPTER EV-8 ORGANIZER – LICENSED OFFICIALS
EV152 Licensed Officials
EV153 Licensed Officials for Horse Trials
EV154 Licensed Officials for Classic Three-Day Events
EV155 Licensed Officials for Tests
EV156 Ground Jury Qualifications and Duties
EV157 Additional Judges
EV158 Technical Delegate Qualifications and Duties
EV159 Cross-Country Course Designer Qualifications and Duties
EV160 Eventing Jumping Course Designer
SUBCHAPTER EV-8 ORGANIZER – PERSONNEL
EV161 Course Advisors
EV162 Veterinarian Qualifications and Duties

EV163 Additional Personnel
SUBCHAPTER EV-9 DRESS
SUBCHAPTER EV-10 SADDLERY

APPENDICES

APPENDIX 1 - LEVELS OF HORSE TRIALS
APPENDIX 2- PARTICIPATION IN HORSE TRIALS
APPENDIX 3 – SPECIFICATIONS FOR HORSE TRIALS
APPENDIX 4 – SPECIFICATIONS FOR CLASSIC THREE DAY EVENTS
APPENDIX 5 – USEA/USEF COMPETITION STANDARDS
APPENDIX 6 - EVENTING - DRESSAGE ARENAS
APPENDIX 7 - EVENTING – DIAGRAMS OF CROSS-COUNTRY OBSTACLES & FAULTS

ANNEXES

Annexes can be found on the Federation website as supplement to the Eventing Chapter.

EVENTING ANNEX 1 – EVENTING TACK AND EQUIPMENT
EVENTING ANNEX 2 – EVENTING SHOWCASES AND ARENA EVENTING

CHAPTER EV EVENTING DISCIPLINE

SUBCHAPTER EV-1 GENERAL RULES

EV101 INTRODUCTION

1. GENERAL. An Event includes one or more phases from: Dressage, Cross-Country, and Show Jumping. The Federation and the United States Eventing Association ("USEA") recognize three types of Events: Tests (Individual or Combined), Horse Trials, and Classic Three-Day Events.
   a. TESTS. Tests consist of one or more Dressage, Cross-Country, or Show Jumping phases. Tests may be offered as a separate Event or organized in conjunction with a Federation licensed or endorsed Event.
   b. HORSE TRIAL. Horse Trials are comprised of three phases: Dressage, Cross-Country, and Show Jumping. Typical Horse Trials are held over one or more days, during which the Athlete rides the same Horse throughout. The Dressage phase must be first. The Cross-Country and Show Jumping phases may follow in either order. The following Federation licensed and endorsed levels may be offered: Beginner Novice, Novice, Training, Modified, Preliminary, Intermediate, and Advanced.
   c. CLASSIC THREE-DAY EVENT. The Classic Three-Day Event is comprised of three phases, taking place on separate days, during which the Athlete rides the same Horse throughout. The Dressage phase is held over one or more consecutive days, depending on the number of entries, followed by Cross-Country. Cross-Country is comprised of four phases: Phase A and C (Roads and Tracks), Phase B (Steeplechase), Phase D (Cross-Country Obstacles). Show Jumping is the last phase. The following levels are offered: Training, Modified, and Preliminary.
   d. There may be a team competition at any Event. Teams must initially consist of three to four Athletes.
2. RESPONSIBILITY. An Athlete is ultimately responsible for knowing these rules and complying with them.
3. CIRCUMSTANCES NOT COVERED IN THESE RULES.
   a. For any circumstances not specifically covered in these rules, reference must be made to the following FEI publications:
      1. Rules for Eventing;
      2. Rules for Dressage;
      3. Rules for Jumping.
   b. Every eventuality cannot be provided for in these rules. In unforeseen or exceptional circumstances, it is the Ground Jury's duty to make a decision in the best interest of the sport and closest to the intention of these rules.

EV102 Eventing Showcases and Arena Eventing

These Events are conducted in accordance with the Federation Rules for Eventing. For specifications, qualifications, and Licensed Official requirements, see Eventing Annex 2 on the Federation website.

EV103 National Championships

Refer to the Federation website for information on USEF Eventing National Championships. The Qualifying Requirements and Selection Procedure documents are updated and approved annually.

EV104 Definitions

1. DRESSAGE. Dressage is the harmonious development of the physique and ability of the Horse. As a result, it makes the Horse calm, supple, loose, and flexible, but also confident, attentive, and keen, thus achieving perfect understanding with their Athlete. These qualities are revealed by:
   a. The freedom and regularity of the paces;
   b. The harmony, lightness and ease of movements;
   c. The lightness of the forehand and the engagement of the hind quarters, originating in a lively impulsion;
   d. The acceptance of the bridle, with submissiveness throughout and without any tenseness or resistance.
2. CROSS-COUNTRY. The Cross-Country phase is to prove the speed, endurance, and jumping ability of the Horse when it is well trained and conditioned. At the same time, it demonstrates the Athlete's knowledge of pace and the use of their Horse across country. It consists of a course with Obstacles, carried out at an appropriate speed for the level.
3. SHOW JUMPING. The Show Jumping phase is similar to a Show Jumping competition but without any attempt to find the winner of this phase on its own. The main objective is to prove that the Horse and Athlete are well trained in the specialist discipline of Show Jumping. The nature of the course, its length, the speed demanded, and the dimensions of the Obstacles depend on the degree of difficulty for the whole Event.
4. UNAUTHORIZED ASSISTANCE. Any intervention by a third party, solicited or not, with the object of facilitating the task of the Athlete or helping their Horse.
5. HORSE FALL. A Horse is considered to have fallen, when at the same time, both its shoulder and quarters have touched either the ground or the Obstacle and the ground.
6. ATHLETE FALL.
   a. Cross-Country: An Athlete is considered to have fallen when they have separated from their Horse in such a way as to necessitate remounting or vaulting into the saddle.
   b. Show Jumping: An Athlete is considered to have fallen when, either voluntarily or involuntarily, they are separated from their Horse, which has not fallen, in such a way that they touch the ground or find it necessary, in order to get back into the saddle, to use some form of support or outside assistance. If it is not clear that the Athlete has used some form of support or outside assistance to prevent their fall, the benefit of doubt must be given to the Athlete.
7. OBSTACLE. An obstacle is considered as such if its boundaries are marked with a red and white marker, or markers, and it is numbered.
8. ELIMINATION. Unless otherwise specified, Elimination means that the Athlete/Horse combination in question may not continue to participate in the current Event.
   a. Technical Elimination: An Elimination may be recorded as a Technical Elimination (TE) if the fault is an Athlete error, and not a result of the horse's performance.
9. DISQUALIFICATION. Disqualification means that an Athlete may not take further part in the Event, with any Horse(s).

BOD 06/17/2025 Effective 12/01/2025

EV105 Disqualification Summary Table

The Ground Jury may disqualify an Athlete in the following cases when, in its discretion, the conduct is determined to be unsportsmanlike or abusive. Alternatively, the Ground Jury may apply a penalty of Elimination or a Yellow Warning Card, in its discretion.

Conduct	Rule Reference
Allowing someone other than the Athlete to school their Horse	EV111.1

Riding in the Dressage or Show Jumping arena or close to the Cross-Country Obstacles prior to the Event	EV111.3
Jumping practice fences: • that are not marked • in the wrong direction • while they are being held • that have been raised above the height or spread permitted • at other time than those permitted by the Organizer	EV111.5
Unethical Treatment of the Horse and Rapping	EV112
Willful Obstruction of an overtaking Athlete, failure to follow the instructions of the appointed personnel, or causing danger to another Athlete	EV121.6.c
Inspecting Cross-Country Obstacles before they are open	EV136.1a
Inspecting Show Jumping Obstacles when the arena is closed	EV136.2
Exercising with improper saddlery	Subchapter EV-10.1
Use of a radio or cellular phone while competing	EV139

EV106 Breaking Ties

1. In the event of a tie between any two (2) or more Athletes for Horse Trials (EV117.5) and Classic Three-Day Events (EV151.2b), the individual classification is decided by:
   a. The lowest Cross-Country score including penalties for faults at Obstacles, time penalties, and any other penalty incurred.
   b. If there is still a tie, the classification is decided in favor of the Athlete whose Cross-Country time was closest to the Optimum Time.
   c. If there is still a tie, the classification is decided in favor of the Athlete with the lowest Show Jumping score including time and Obstacle penalties.
   d. If there is still a tie, the classification will be decided in favor of the Athlete with the highest collective marks in the Dressage phase.
   e. If there is still a tie, the tie will remain in the final classification.
2. In the event of a tie between any two (2) or more teams, the winning team will be that whose third placed Athlete has the lowest score.

SUBCHAPTER EV-2 ATHLETE

EV107 Membership for Athletes

1. ATHLETES. Athletes entered in Horse Trials and Classic Three-Day Events must comply with current Federation and USEA membership requirements. Athletes entered in Tests do not need to be members of the Federation or the USEA.

2. HORSES. Horses entered in Horse Trials and Classic Three-Day Events must comply with current USEA registration requirements and must be life recorded with the Federation upon entering FEI level Events. Horses entered in Tests do not need to be registered with the USEA.

EV108 Participation

See also EV116 for Tests, Appendix 2 for Horse Trials, and Appendix 8 for Classic Three-Day Events.

1. ATHLETES. Events are open to professional and amateur Athletes. The age of the Athlete must comply with the specifications of the Event. For Events, the age of the Athlete is determined by the birth year.
2. JUNIORS. An Organizer may offer a competition for Juniors at Tests, at Horse Trials at the Beginner Novice through Preliminary levels, and at CCI1* and CCI2*. Athletes in Beginner Novice, Novice, Training, and Modified Horse Trials and CCI1* will be considered as Juniors until the end of the calendar year in which they reach the age of 18. Athletes in Preliminary Horse Trials and CCI2* Events will be considered as Juniors from the beginning of the calendar year in which they reach the age of 14 until the end of the calendar year in which they reach the age of 18.
3. YOUNG RIDERS. An Organizer may offer a competition for Young Riders at Tests, at Horse Trials at the Preliminary and Intermediate levels, and at CCI2* and CCI3* Events. Athletes will be considered as Young Riders from the beginning of the calendar year in which they reach the age of 16 until the end of the calendar year in which they reach the age of 21.
4. HORSES.
   a. Events are open to stallions, mares, or geldings. The age of the Horse must comply with the specifications of the Event.
   b. For Horse Trials and Classic Three-Day Events, Horses may only compete once and must be ridden by the same Athlete throughout all phases.
   c. At FEI Events running concurrently with a national Event, if a Horse is Eliminated in the Dressage phase for reasons unrelated to horse welfare, the national Ground Jury, in consultation with the Technical Delegate and the Organizer, may at their discretion, permit the Horse to compete in the national Event at the same height level or below.
   d. As an exception to GR840, a Horse is eligible for Events even though it has complete loss of sight in one eye, provided sight in the other eye is normal and it meets the other requirements.
5. NUMBER OF HORSES PER ATHLETE. The number of Horses that an Athlete may enter and ride is at the discretion of the Organizer.

EV109 Loss of Qualifications

For certain levels, Horses and Athletes must meet qualifying requirements, which are detailed in Appendix 2. Loss of these qualifications is outlined below and pertains to any combination of Federation and FEI Events.

1. LOSS OF QUALIFICATION (Preliminary/CCI2* level and up)
   Loss of qualification will occur when penalties have been assessed during the Cross-Country phase of an Event as follows:
   a. A Horse that is Eliminated, for Disobediences, three times within any 12-month period will lose its qualification to compete at the highest level at which an Elimination occurs.
   b. A Horse that Falls two times in any 12-month period will lose its qualification to compete at the highest level at which a Fall occurs.
   c. A Horse that incurs two consecutive Cross-Country Eliminations for Refusals, Dangerous Riding, Horse Falls, or Athlete Falls will lose its qualification to compete at the highest level at which an Elimination occurs.
   d. An Athlete who falls from the same Horse three times in any 12-month period will cause the Horse to lose its qualification to compete at the highest level at which a Fall occurs.

e. Any combination of three total occurrences as outlined in a., b., c., or d. above will result in loss of qualification.
f. Having lost qualification, a Horse may be re-qualified by achieving two MERs at the next lower height level within any 6-month period and no sooner than 10 days following the loss of qualification.
g. An Athlete who is penalized two times in any 12-month period for Dangerous Riding will lose their qualification to compete at the highest level at which a penalty occurs.
h. Any combination of two total occurrences as outlined in e. and g. above will result in loss of qualification for the Athlete.
i. Having lost qualification, an Athlete may be re-qualified by achieving two MERs at the next lower height level within any 6-month period and no sooner than 10 days following the loss of qualification.

2. At the Advanced, CCI4* and CCI5* levels, Athletes subject to the provisions of this rule may request, in writing, to have their or their Horse's loss of qualifications reviewed by an Ad Hoc of the Eventing Sport Committee.

BOD 06/17/2025 Effective 12/01/2025

EV110 Entries

See also GR909.

1. RESPONSIBILITY. It is the responsibility of the Athlete to enter a Horse at the level that corresponds to its abilities. If the Athlete is a minor, a specified adult must accept this responsibility by signing the entry form. If an Athlete starts an Event for which they are not qualified, the Athlete may be fined up to $50 (payable to the Organizer), at the discretion of the Ground Jury.
2. ENTRY FORMS.
   a. Entry forms must be completed by the closing date. All entry and stabling fees must accompany the entry form.
   b. Mailed entries must be postmarked either on or after the opening date for entries and mailed to the appropriate event secretary. Online entries must be time stamped by the designated collection agent on or after the opening date in the time zone of the relevant Event.
   c. Entries that are incomplete, postmarked, or time stamped before the opening date, will be returned to the Athlete or placed at the bottom of the list of entries.
   d. Entries involving Athletes or Horses not yet qualified for the level, but which are otherwise complete, will be accepted as complete pending qualification.
   e. Entries must be received by the end of the day on the closing date. For the USEA American Eventing Championships, qualifications must be fulfilled by the closing date (See EV110.4).
   f. Accepted entries are specific to the Athlete and Horse named on the entry form and may not be transferred to another party without the permission of the Organizer, except as specified in EV110.9.
3. OPENING DATE. The opening date for national entries must be the Tuesday prior to the date that falls 6 weeks before the first day of the Event. The opening date must be published in the Omnibus for the Event.
4. CLOSING DATE. The closing date for entries must be four weeks after the opening date. This date must be published in the Omnibus of the Event. In the case of insufficient entries, the Organizer may accept entries after the closing date. If this is done, the Organizer may charge an additional fee for the entries accepted after the original date, not to exceed an amount equal to the original entry fee.
5. WAITING LISTS.
   a. If space allows, Organizers will accept all entries postmarked or time stamped on the opening date. In the event of over subscription at this stage, a draw will be made, and a waiting list will be established.
   b. Entries postmarked or time stamped after the opening date will be accepted or placed chronologically on a waiting list.
   c. At any time, Organizers may fill places that become available with entries from the waiting list, provided the entries were received between the opening and closing dates.

d. Entries placed on the waiting list that do not compete must have the full amount of their entry and stabling fees refunded.

6. HORS DE CONCOURS ENTRIES. Athletes may enter Horses de hors concours with the permission of the Organizer. They must pay the regular entry fee, be judged in the normal manner, and must participate in accordance with these rules. Hors de Concours entries will not be counted in the final classification.
7. DOUBLE ENTRIES. Except where stated contrary in the Omnibus, an entry for two Horses may be made for a division in which only one is to compete, with an office fee for the second Horse. The Horse that will not compete must be declared when the Athlete receives their number.
8. WITHDRAWALS. Notification of withdrawal must be given directly to the event secretary. If the Horse is withdrawn prior to 9 p.m. on the closing date for entries, the entry and stabling fees must be refunded, less an office fee, if applicable, not to exceed $25. If the Horse is withdrawn after the closing date and time, the entry and stabling fees may be refunded at the discretion of the Organizer. If the Horse is withdrawn after the closing date***,*** but before the start of the Event, the scheduled slot for that entry will be assigned by the Organizer. If the Organizer has replaced the withdrawn Horse with one from the waiting list, the entry fee less an office charge must be refunded. If stabling for the withdrawn Horse is occupied by another Horse, the stabling fee must be refunded. The refund policy must be clearly stated in the Omnibus for the Event.
9. SUBSTITUTIONS. Substitution of an eligible Horse is permitted after the closing date for entries provided a complete entry form for the substituted Horse is given to the event secretary before the Horse's first phase. An eligible Athlete may be substituted after the closing date for reasons of illness, injury, or the sale of the Horse. The event secretary must be notified of the change before the Horse's first phase.

EV111 Restrictions on Schooling

1. It is prohibited, under penalty of Disqualification, for anyone other than the Athlete who will ride the Horse in the Event to ride the Horse after 3 p.m. the day prior to the start of the Horse's Event.
2. A groom, while mounted, is permitted to walk the Horse or to trot it from one place to another. A groom may also work the Horse in hand or on the lunge.
3. Riding close to Cross-Country Obstacles or riding in the Dressage or Show Jumping arenas prior to the actual Event is prohibited, under penalty of Disqualification, unless authorized by the Ground Jury.
4. The Cross-Country course will be closed to all Athletes on the same date. The course closing date must be published in the Omnibus of the Event. The Dressage and Show Jumping arena may not be used after it has been prepared for the Event and closed by the Organizer. The Organizer must report any violation of this rule to the President of the Ground Jury.
5. The only warmup fences Athletes may jump are marked fences provided by the Organizer. No part of the fences may be held by anyone while a Horse is jumping. These fences must not be raised more than 10 cm above the maximum height permitted for the Event in progress (or about to begin). The oxer must not exceed the maximum width permitted. Ground lines may be placed directly under, or up to 1 m in front of the fence. Ground lines may not be placed on the landing side. Placement poles are not permitted at national Horse Trials. The upper ends of crossed poles must be supported by cups. If a horizontal pole is placed above crossed poles, it must be higher than the upper ends of the crossed poles. Warmup fences must be jumped in the correct direction and only jumped at times permitted by the Organizer. Violation of any of the above rules may result in Disqualification, at the discretion of the Ground Jury.

EV112 Unethical Treatment of the Horse

1. Unethical Treatment (See GR838). Any act or series of actions that, in the opinion of the Ground Jury, or in its absence the Technical Delegate, can clearly and without doubt be defined as Unethical Treatment of the Horse must be penalized by Disqualification. Such acts include, but are not limited to:
   a. Riding an exhausted Horse;
   b. Continued pressing of a tired Horse;

c. Excessive use of whip and/or spurs, and/or bit;
d. Riding an obviously lame Horse.

2. RAPPING. As an exception to GR839, all rapping (poling) is prohibited, and must be penalized by Disqualification.
3. WHIP. The use of the whip must be reasonably administered at an appropriate time and in the right place.
   a. The whip must only be used as an aid to encourage the Horse forward.
   b. Time: As an aid, the only appropriate time is when a Horse is reluctant to go forward under normal aids of the seat and legs. Instances of inappropriate use of the whip include the whip used after Elimination, after the last fence on course, and/or multiple times between Obstacles.
   c. Place: The whip may be used down the shoulder or behind the Athlete's leg. It must never be used overhand (e.g., a whip in the right hand being used on the left flank). The use of a whip on a Horse's head, neck, etc., is always excessive use.
   d. Severity: A whip should never be hit more than two times for one incident. If a Horse's skin is broken or has visible marks from the use of the whip, that will be deemed excessive use. It must never be used to vent an Athlete's temper. Such use is always excessive.

4. SPURS: Spurs must not be used to reprimand a Horse. Such use is always excessive, as is any use that results in a Horse's skin being broken.
5. BIT. The bit must never be used to reprimand a Horse. Such use is always excessive.
6. REPORTING. Licensed Officials must report instances of Unethical Treatment of the Horse immediately to the Ground Jury, supported by statements from witnesses, if possible.
7. GROUND JURY. If Unethical Treatment of the Horse is reported, the Ground Jury must evaluate the evidence to determine if Disqualification is appropriate. If a member of the Ground Jury observes the Unethical Treatment of the Horse, they must disqualify the Athlete. There is no appeal against a Ground Jury's decision in a case of Unethical Treatment of the Horse. The Ground Jury, the Technical Delegate, and the Course Designer for the Event, when present solely in their role as Course Designer, have the authority to stop an Athlete on the Cross-Country course for Unethical Treatment of the Horse.

EV113 Dangerous Riding

1. Dangerous Riding is considered any Athlete who rides in such a way as to constitute a hazard to the safety or well-being of the Athlete, Horse, other Athletes, their Horses, spectators, or others during the competition. Dangerous Riding may include but is not limited to the following:
   a. Riding out of control (Horse clearly not responding to the Athletes restraining or driving aids).
   b. Riding Obstacles too fast or too slow.
   c. Repeatedly standing off fences too far (pushing the Horse to the base of the Obstacle, firing the Horse to the fence).
   d. Repeatedly being ahead or behind the Horse's movement when jumping.
   e. Series of dangerous jumps.
   f. Severe lack of responsiveness from the Horse or the Athlete.
   g. Continuing after three clear refusals, a fall, or any form of Elimination.
   h. Endangering the public in any way (e.g., jumping out of the roped track).
2. Dangerous Riding will be penalized accordingly, at the discretion of the Ground Jury. Athletes who engage in Dangerous Riding must receive 25 penalties, be Eliminated, and/or issued a Yellow Warning Card. The overall score for the Horse/Athlete combination must not count as a qualifying MER.
3. If Dangerous Riding is reported, the Ground Jury must evaluate the evidence and determine if a penalty is appropriate. If a member of the Ground Jury observes Dangerous Riding, they may Eliminate or penalize the Athlete. There is no appeal against a Ground Jury's decision in a case of Dangerous Riding.
4. The Ground Jury, the Technical Delegate, and the Course Designer for the Event, when present solely in their role as Course Designer, have the authority to stop an Athlete on the Cross-Country course for Dangerous Riding.

5. The President of the Ground Jury may designate one or several deputies (i.e., Eventing Licensed Officials up to the level for which they are licensed and not in an official function at the Event, any Level IV or V USEA ECP Instructor or any Athlete who has represented the USA in a World Championship, Olympic Games, or Pan American Games) for the Cross-Country phase to advise the Ground Jury regarding any action described in 1 or 4 (above). Deputies and fence judges will be provided with a red flag to be waved at the Athlete, at the direction of Ground Jury, to stop the Athlete if the situation continues or for infringement of the above.

EV114 Medical Data

1.To ensure that vital information is available to medical personnel in the case of emergency, Athletes must comply with the following:

a. It is mandatory for Athletes to include the telephone number of an emergency contact on the entry form.
b. Athletes must declare medical conditions that may be relevant in case of a medical emergency and are responsible for wearing a medical data carrier (i.e., a small emblem or tag worn on a bracelet, neck chain, or on the clothing, intended to alert medical personnel/physicians that the wearer has an important medical condition) or a medical armband at every Event while riding. Conditions that are relevant include recent head injury, serious past injuries/surgeries, chronic health problems such as diabetes, long-term medications, and allergies. If in doubt, the Athlete should discuss this with their treating physician.

EV115 Inquiries, Protests, and Appeals

1. INQUIRIES. The Athlete, a parent or guardian of an Athlete under 18 years old, the owner of the Horse, or the owner's agent, may inquire about any perceived irregularity or scoring during the Event. Inquiries may be addressed to the Organizer, Ground Jury, or Technical Delegate.
2. PROTESTS. The Athlete, a parent or guardian of an Athlete under 18 years old, the owner of the Horse, or the owner's agent authorized in writing, are entitled to lodge a protest. Protests must be addressed to the President of the Ground Jury. Protests must be in writing, signed, delivered to the event secretary, and accompanied by a fee made payable to the Organizer, which will be refunded if the protest (or subsequent appeal) is upheld.
3. TIME LIMITS FOR PROTESTS. Protests must be lodged within the following time limits:

Protest	Time Limit
Eligibility of a Horse or Athlete	If challenged prior to the start of the Event, the protest must be lodged not later than one hour prior to the start of the Event. If the protest is not made prior to the start of the Event, the Federation may, in its sole discretion, retroactively apply ineligibility but only within the same competition year as the Event at which the eligibility of the Horse or Athlete is being challenged.
Condition of the Dressage arena	Not later than one hour before the start of the relevant phase
Cross-Country – Obstacle(s), course length, course condition, etc.	Not later than 6 p.m. the day before the start of the phase
Show Jumping – Obstacle(s), course length, condition of arena, etc.	Not later than 15 minutes before the start of the relevant phase
Incidents during the Event or scoring (except errors as noted below)	Not later than 30 minutes after the results of the relevant results are posted

Mathematical or transcription errors	Not later than 3 p.m. the day following the last day of the Event

4. APPEALS. An appeal against a ruling of the Ground Jury must be lodged within one hour of the announcement of the Ground Jury's determination. Appeals must be addressed to the Organizer, in writing, signed, and delivered to the event secretary.
5. VIDEO. As an exception to GR1219, and in addition to Official Video as defined in GR150, unaltered video or still photography is permitted for consideration by the Ground Jury and Technical Delegate for a Cross-Country field of play decision.

SUBCHPATER EV-3 ATHLETE – RULES FOR TESTS

EV116 RULES FOR TESTS

1. PARTICIPATION. A Horse may be ridden by more than one Athlete. An Athlete may ride more than one Horse. The number of Horses that an Athlete may ride may be limited by the Organizer. The number of times that a Horse may compete may be limited by the Organizer.
2. TESTS. Tests may be judged in the normal manner, as minimum percentage classes, as clear round classes, on the honor system, purely on time or points, etc. Classification may be individual, pairs, or teams.

SUBCHAPTER EV-4 ATHLETES – RULES FOR HORSE TRIALS

EV117 CLASSIFICATION

1. CLASSIFICATION IN THE THREE PHASES.
    a. In the Dressage phase, each Athlete's marks are converted into penalty points.
    b. In the Cross-Country phase, each Athlete's penalties for faults at Obstacles are added to the penalties incurred for excess time.
    c. In the Show Jumping phase, each Athlete's penalties for faults at Obstacles are added to the penalties incurred for excess time.
2. INDIVIDUAL FINAL CLASSIFICATION.
    a. The winning individual is the Athlete with the lowest total of penalty points, after adding the penalty points incurred in the three phases.
3. TEAM FINAL CLASSIFICATION.
    a. The winning team is that with the lowest total of penalty points, after adding the final scores of the three highest placed Athletes of the team.
4. DISQUALIFICATION, ELIMINATION, WITHDRAWAL OR RETIRE.
    a. Disqualification or Elimination from one of the phases is Disqualification or Elimination from the final classification.
    b. The Ground Jury, in consultation with the Organizer, may permit an Athlete who has been Eliminated or Technically Eliminated in an earlier phase to participate in the subsequent phase(s). After Elimination in a previous phase, an Athlete who starts a subsequent phase without such permission may be fined up to $100 payable to the Organizer.
    c. An Athlete who withdraws or retires a Horse is considered to have withdrawn or retired from the entire Event and will not be permitted to continue in subsequent phases with that Horse, unless permitted by the Ground Jury.

6. BREAKING TIES. See EV106.

BOD 06/17/2025 Effective 12/01/2025

EV118 Dressage Phase Rules

1. All tests must be ridden from memory, and all movements must follow the order in the test.
2. After the signal has been given by the Judge, the Athlete must enter the arena at A within 45 seconds.
3. A test begins once the Athlete and Horse enter at A and ends once the Horse moves forward after the final salute. Any incidents before the beginning or after the end of the test must have no effect on the marks.
4. The Athlete should leave the arena as indicated in the test.
5. Athletes must take the reins in one hand to salute.
6. When a movement must be carried out at a certain point of the arena, it should be done when the Athlete's body is above this point.
7. The use of voice or clicking the tongue is a serious fault and will result in a deduction of at least two points from what would have been awarded for the movement where this occurred.
8. In the case of marked lameness, the Judge at C, after consultation with the other Judge(s), if applicable, will inform the Athlete that they are Eliminated. There is no appeal against this decision.
9. A Horse leaving the arena, with all four hooves, between the time of entry and the final salute, must be Eliminated.
10. A Horse that resists performing the movements of the test for longer than 20 seconds must be Eliminated.
11. ERRORS OF COURSE. If an Athlete makes an error of course (e.g., takes the wrong turn, omits a movement, etc.) the Judge at C warns them by sounding the signal. The Judge may tell the Athlete where to resume the test and the next movement to be executed.
    a. If the Athlete makes a subsequent error of course, and the sounding of the signal would unnecessarily impede the fluency of the test (e.g., if an Athlete makes a transition at V instead of K), it is at the discretion of the Judge at C to sound the signal.
    b. If the Athlete makes an error of course and the Judge does not sound the signal, the Athlete may only be penalized once if the movement is repeated, and the same error occurs.
    c. An Athlete is not permitted to repeat a movement unless the Judge at C determines an error of course and sounds the signal.
    d. If the Athlete has started the execution of a movement and tries to do the same movement again, the Judge(s) must consider the first movement shown only and penalize for an error of course.
12. ERRORS OF TEST. If an Athlete makes an error of test (e.g., rising trot instead of sitting trot, does not salute with the reins in one hand, etc.) they must be penalized for an error of test.
13. If there is more than one Judge, unless all Judges are in agreement on an error, the Athlete receives the benefit of the doubt.
14. Unauthorized Assistance may be penalized by Technical Elimination, at the discretion of the Ground Jury.
15. When there are two or more Judges, one Horse and Athlete, who are not participating in the Event, will perform the prescribed ride in order for the Judges to confer before the Event begins.
16. The Judge at C may stop a test and/or allow an Athlete to restart a test from the beginning or from any point in the test if a circumstance has occurred to interrupt a test.
17. Judges must be given at least a 30-minute lunch break and at least a 10-minute break every two hours. A prior agreement should be made between the Judge and the Organizer if a Judge will be required to officiate longer than eight hours in one day or be required to be on the show grounds longer than 10 hours.

EV119 Dressage Phase Scoring

1. MARKING.

a. Judges will award marks from 0-10 for each movement and for each collective mark, with 0 being the lowest mark and 10 being the highest. All half marks from 0.5 – 9.5 may be used both for movements and collective marks, at the discretion of the Judge. Scores given must be recorded with a decimal (e.g., 6.0 instead of 6).

b. Errors of Course or Test will be penalized as follows:
   1. 1st Time by 2 points
   2. 2nd Time by 4 points
   3. 3rd Time by Technical Elimination

2. The following are considered errors, and two points will be deducted per error, but they are not cumulative:

a. Entering the arena, or the space around the arena before the signal to start, with a whip (when they are forbidden) or with boots or bandages, or discrepancy of dress (e.g. lack of gloves at Intermediate and Advanced levels). The Judge at C may stop the Athlete and permit an assistant to enter the arena to remove the item(s). The Athlete may continue, and marks given before they were stopped, if any, are not changed;

b. Entering the arena before the signal is given; Not entering the arena within 45 seconds after the signal is given, but within 90 seconds is a two point penalty. Not entering the arena within 90 seconds after the signal from the Judge at C, except for a valid reason (losing shoe) will result in Technical Elimination or Elimination at the discretion of the Ground Judge.

3. In the case of a Fall of a Horse and/or Athlete, the Athlete will not be Eliminated. The Athlete will be penalized by the effect of the Fall on the execution of the movement concerned and in the collective mark.
4. After Elimination or Technical Elimination, an Athlete may complete their test, at the Judges' discretion.

EV120 Dressage Phase Penalty Summary Chart

Fault	Penalty	Applicable Level	Reference
Unauthorized Assistance	Technical Elimination, at the discretion of the Ground Jury	All	EV118.14
Not entering the arena within 90 seconds after the signal from the Judge at C, except for a valid reason (losing shoe)	Elimination or Technical Elimination at the discretion of the Ground Jury	All	EV119.2b
Performing the test in incorrect dress	2-point deduction from test per error, non-cumulative	All	EV119.2.a
Performing the test with improper: saddlery, whip, or spurs	Technical Elimination	All	Subchapter EV-9 and EV-10
Marked lameness	Elimination	All	EV118.8
Leaving the arena between the entry and final salute	Elimination	All	EV118.9
Resistance	Elimination	All	EV118.10
Third cumulative error of course or test	Technical Elimination	All	EV119.1.b
Fall of Horse or Athlete	Penalized by the effect of the fall on	All	EV119.3

	the execution of the movement concerned, and in the collective mark.		
Entering the arena before the Judge's signal to start, or between 45 > 90 seconds after signal	2-point deduction from the test, non-cumulative, at Judge's discretion.	All	EV119.2.b

BOD 06/17/2025 Effective 12/01/2025

EV121 Cross-Country Phase Rules

1. STARTING.
   a. Athletes must be directed by a starter at the start box. The Horse does not have to stand immobile. Athletes should be given reasonable warning before their start time, but it is ultimately the Athlete's responsibility to be ready.
   b. An enclosure approximately 5 m by 5 m must be built at the start with an open front through which Horses will start and a gap in one or both sides through which Horses may enter. Athletes must start from within the enclosure and may move around and through the enclosure. An attendant may lead the Horse into the enclosure and may hold the Horse until the Horse leaves the enclosure. From that instant, the Athlete is on course and the time is recorded from when the signal to start is given. Leaving the start box in a way that puts any Horse or human at risk may subject the Athlete to penalties per EV113.2.
   c. If an Athlete starts early, time will be recorded from the moment they crossed the start line.
   d. Under exceptional circumstances, the Ground Jury may permit an Athlete to start at other than their posted start time. The new, agreed upon start time will become the Athlete's official revised start time.
   e. If an Athlete is not ready to start at their correct time (original or revised), they may be permitted, at the discretion of the starter, to start when they are ready, subject to the following conditions:
      1. A late Athlete will not be permitted to start if there is any risk of interfering with the subsequent Athlete.
      2. Starting time will be recorded as if they had started at the correct time.
2. TIME.
   a. Optimum Time – The distance divided by the designated speed.
      1. Completing the course in less than the Optimum Time results in zero time penalties.
      2. An Athlete exceeding the Optimum Time will be penalized in accordance with EV123.1.
   b. Speed Fault Time – The distance divided by the speed fault speed. Speed Fault Time is applied at the Beginner Novice, Novice, and Training levels.
      1. Completing the course in less than the Optimum Time is not penalized up to the Speed Fault Time.
      2. Completing the course in less than the Speed Fault Time will be penalized in accordance with EV123.1.
   c. Time Limit – Twice the Optimum Time.
      1. An Athlete exceeding the Time Limit must be Eliminated.
   d. Time is counted from when the starter gives the signal to start and runs until the mounted Horse reaches the finish line.
      1. When an electronic timer is used for the start, the starter must cut the beam with their hand.
   e. For the above, time is counted in whole seconds, parts of a second counting as the next whole second (e.g., 30.25 seconds is recorded as 31 seconds).
3. ERRORS OF COURSE.

a. All compulsory passages and Obstacles, including all elements and/or options, must be passed or jumped in order, under penalty of Elimination or Technical Elimination, at the discretion of the Ground Jury.
b. All red and white markers must be passed through correctly wherever they occur on the course, under penalty of Technical Elimination, except as provided for in EV122.5b.
c. Retaking an Obstacle already jumped is prohibited, under penalty of Technical Elimination, except as provided for in EV122.5a.

4. PACE AND DISMOUNTING. Between the start and finish lines, Athletes may choose their own pace. They must be mounted to pass all red and white boundary markers. Dismounting as a result of attempting an obstacle, whether voluntary or not, is penalized in accordance with EV123.1. Elsewhere on the course, Athletes may dismount without incurring a fault, other than possible penalties for exceeding the Optimum Time.
5. OVERTAKING.
   a. Any Athlete who is about to be overtaken by a following Athlete must quickly clear the way. An Athlete overtaking another Athlete must do so only at a safe and suitable place.
   b. When the leading Athlete is before an Obstacle and about to be overtaken, they must follow the directions of the appointed personnel. When the leading Athlete is committed to jumping an Obstacle, the following Athlete may jump that Obstacle only in such a way that will cause no inconvenience or danger for either.
   c. The penalty for willful obstruction of an overtaking Athlete, failure to follow the instructions of the appointed personnel, or causing danger to another Athlete is Elimination or Disqualification, at the discretion of the Ground Jury.
6. HORSES IN DIFFICULTY. If, in attempting to negotiate an Obstacle, a Horse becomes trapped in such a way it is unable to proceed without assistance, the Horse must be retired from the Event and the score posted as a Mandatory Retirement.
7. STOPPING ATHLETES.
   a. If any part of an Obstacle is obstructed by a Horse or Athlete in difficulty, if any Obstacle has been dismantled to release a fallen Horse, if an Obstacle has been broken and has not yet been rebuilt, or in any similar circumstances, subsequent Athletes must be halted. Athletes may be stopped at Obstacles or at stopping points on the course. In such a case, an appointed personnel should be posted in the path of the oncoming Athlete. They should wave a red flag, which indicates that the Athlete must stop. Failure to stop may be penalized by Elimination, Yellow Warning Card, and/or $100 fine at the discretion of the Ground Jury.
   c. The appointed personnel will stop Athletes only upon the instructions of the control center or a Licensed Official, or during a rapidly developing emergency at their own Obstacle.
   d. The time during which the Athlete was stopped, from the moment they passed the stopping point until they re-passed the same point after being given the order to restart, will be recorded. It will be deducted from the Athlete's total time taken to complete the course. Time must be taken as the Athlete gallops past the stopping point, not after they halt nor after a start from the halt. Athletes must be informed of the stopping point.
8. UNAUTHORIZED ASSISTANCE.
   a. The following instances of Unauthorized Assistance are prohibited:
      1. To join another Athlete and to continue the course together;
      2. To be followed, preceded or accompanied, on the course by any vehicle, bicycle, pedestrian, or horseman;
      3. To post people at certain points to call directions or make signals in passing;
      4. To have someone at an Obstacle to encourage the Horse by any means;
      5. To tamper with the Obstacles or any part of the course, including but not limited to, markers, indicators, notices, ropes, trees, branches, wire or fences, whether temporary or permanent.
   b. Appointed personnel or spectators who draw the attention of an Athlete to a deviation from the course may result in the Technical Elimination of the Athlete.
   c. Cases of Unauthorized Assistance and associated penalties will be decided by the Ground Jury.

9. AUTHORIZED ASSISTANCE.
   a. Whip, headgear, or spectacles may be handed to an Athlete at any time. Accepting, while mounted, anything besides a whip, headgear and/or spectacles will result in Technical Elimination.
   b. An Athlete may receive clarification of jumping penalties from appointed personnel (e.g., after jumping a marker at a corner, the appointed personnel may clarify whether it was a run-out or not).
10. AFTER ELIMINATION. An Athlete who was Eliminated or has retired must leave the course, mounted or dismounted, at the walk immediately, and may not continue. If the Athlete continues after being Eliminated or retiring, they must be reported to the Ground Jury. Violators must be warned or fined up to $100 (payable to the Organizer), at the discretion of the Ground Jury.

BOD 06/17/2025 Effective 12/01/2025

EV122 Cross-Country Phase Definitions of Faults

See Appendix 7 for diagrams.

1. GENERAL. Faults (i.e., refusals, run-outs and circles) must be penalized, unless in the opinion of the appointed personnel, they are clearly not connected with the negotiation or attempted negotiation of a numbered Obstacle or element for the relevant level in progress. The negotiation or attempted negotiation of an Obstacle commences with the presentation of the Horse to the Obstacle. Falls will be penalized wherever they occur on course between the start flags and the finish line.
2. DISOBEDIENCES (REFUSALS, RUN-OUTS, and MISSED MARKER).
   a. Refusals.
      1. At Obstacles or elements with height exceeding 30 cm, a Horse is considered to have refused if it stops in front of the Obstacle to be jumped.
      2. At all other Obstacles 30 cm or less in height, a stop followed immediately by a standing jump must not be penalized. If the halt is sustained or in any way prolonged, it is considered a refusal. The Horse may step sideways but if it steps back, even with one foot, it is considered a refusal.
      3. A second refusal is considered any attempt by the Athlete to reattempt the Obstacle or element without success or if the Horse is represented at the Obstacle after stepping back, stopping, or step backs again.
      4. Reattempting an activated frangible Obstacle not restored to its original condition will result in Elimination.
   b. Runouts. A Horse is considered to have run-out if, having been presented at an Obstacle on the course, it avoids it in a way that the head, neck, and point of either shoulder fail to pass between the Obstacle markers or the hindquarters do not jump the height of the solid part of the Obstacle. Continuing on course without representing will incur Elimination. An Athlete is permitted to change their mind as to where they jump an Obstacle or element at any time without penalty for a run-out, including because of a mistake at a previous Obstacle or element.
   c. Missed marker. To clear an Obstacle, the Horse's head, neck, and points of both shoulders must pass between the Obstacle markers. If the marker is dislodged, the hindquarters must jump the height of the solid part of the Obstacle. If the Obstacle is not navigated as described a 9-point penalty must be assessed.
   d. At an Obstacle composed of several elements (e.g., A, B Obstacle), a Horse may be Disobedient and refuse or run-out twice in all before being Eliminated.
3. CIRCLES.
   a. At an Obstacle composed of several elements (e.g., A, B, C, etc.) a Horse must be penalized once it has jumped the first element and before it has jumped the last if:
      1. The Horse passes around the back of the next element of the lettered combination that it subsequently jumps.
      2. The Horse crosses between the elements. See diagrams in Appendix 7. Also, see EV145.1c for possible exceptions at options.

b. After being penalized for a refusal, run-out or circle, an Athlete is permitted to cross their original track, without penalty, in order to make another attempt and may also circle one or more times without penalty, until they represent their Horse at the Obstacle.

c. At separately numbered Obstacles, an Athlete may circle between or around the Obstacles, without penalty, provided they have not represented their Horse at the second or subsequent Obstacles.

4. FALLS.

a. For Athlete and Horse Fall definitions, see EV104.5 and EV104.6. A Fall must be penalized when it occurs between the elements of an obstacle composed of several elements (e.g., A B C etc.).

5. ADDITIONAL ATTEMPTS AT OBSTACLES COMPOSED OF SEVERAL ELEMENTS.

a. It is permitted, but not required, after a Disobedience at an Obstacle composed of several elements for an Athlete to retake any element already jumped in order to complete the negotiation of the Obstacle. The Athlete may be penalized for any additional fault even if it is at an element previously jumped successfully.

b. After a Disobedience, when necessary to negotiate the next Obstacle, it is permitted for an Athlete to pass through markers of an Obstacle without height (i.e. step or ditch) in the wrong direction.

6. WILLFUL DELAY. An Athlete is considered to have willfully delayed their finish if, between the last fence and the finish line, the Horse halts, walks, circles, or serpentines. The Athlete may be penalized for a Disobedience at the discretion of the Ground Jury.

7. RULE INTERPRETATION. If rule clarification is necessary for the judging of an Obstacle, the Technical Delegate, as directed by the Ground Jury, must provide the clarification and sketch, if necessary. This information must be shared with Athletes at the briefing or as soon as possible.

BOD 01/18/2026 Effective Date 02/01/2026

EV123 Cross-Country Phase Scoring

1. FAULTS AT OBSTACLES, DISOBEDIENCES AND FALLS. To facilitate accurate administration of EV109.2 (Loss of Qualification) Athlete Falls will be denoted as “RF” on official score sheets and results.

Fault	Penalty	Applicable Level	Reference
First refusal, run-out or circle	20 penalties	All	EV122.2 & EV122.3
Second refusal, run-out or circle at the same Obstacle	40 penalties	All	EV122.2 & EV122.3
Third refusal, run-out or circle at the same Obstacle	Elimination	All	EV122.2 & EV122.3
Third penalized Disobedience on the entire course	Elimination	M, P, I, A	EV122.2
Fourth penalized Disobedience on the entire course	Elimination	BN, N, T	EV122.2
Activating a frangible Obstacle in the jumping effort where the dimension of the Obstacle is modified	11 penalties	All	
Reattempting an activated frangible Obstacle not restored to its original condition	Elimination	All	EV122.2

Activating a frangible Obstacle as the result of a Fall or Disobedience	0 penalties	All	
First Athlete Fall	Elimination (RF)	All	EV122.4
First Horse Fall	Mandatory Retirement (MR)	All	EV122.4
Willful Delay between the last fence and the finish line	19 penalties	BN, N, T	EV122.6
Exceeding Optimum Time	0.4 penalty points per second	All	EV121.2a
Exceeding Time Limit	Elimination	All	EV121.2c
Speed faults	0.4 penalty points per second under Speed Fault Time	BN, N, T	EV121.2b
Competing with improper dress or saddlery	Technical Elimination	All	Subchapter EV-10.3
Error of course not rectified	Technical Elimination, at the discretion of the Ground Jury	All	EV121.3
Omission of Obstacle or compulsory passage	Elimination or Technical Elimination, at the discretion of the Ground Jury	All	EV121.3a
Jumping an Obstacle in the wrong direction except when EV122.5b applies	Technical Elimination	All	EV121.3b
Retaking an Obstacle already jumped except when EV122.5a applies	Technical Elimination	All	EV121.3c
Jumping or attempting to jump any Obstacle without headgear, or with an unfastened retention harness	Technical Elimination	All	Subchapter EV-9.1e
Willful obstruction of an overtaking Athlete, or failure to follow the instructions of the appointed personnel while being overtaken	Elimination, at the discretion of the Ground Jury	All	EV121.5c
Causing danger to another Athlete while overtaking that Athlete	Elimination, at the discretion of the Ground Jury	All	EV121.5c
Failure to stop when signaled	Elimination, Yellow Warning, and/or $100 fine, at the discretion of the Ground Jury	All	EV121.7a, EV121.10
Unauthorized Assistance	Technical Elimination, at the discretion of the Ground Jury	All	EV121.8
Missed Marker	9 penalties	All	EV122.5
Accepting, while mounted, anything besides a whip, headgear and/or spectacles	Technical Elimination	All	EV121.9.a

BOD 01/18/2026 Effective 02/01/2026

EV124 Show Jumping Phase Signal

1. An audible signal is used to communicate with the Athletes. The Licensed Official responsible for judging Show Jumping is responsible for the signal and its use. The signal is used:
   a. To give permission to Athletes to enter the arena when the course is ready for their inspection and to signal when the inspection time is over;
   b. To give the signal to start and activate a 45 second countdown. 45 seconds is the time an Athlete can spare before commencing their round. The Ground Jury may interrupt the countdown for unforeseen circumstances. Disobediences, Falls, etc., occurring between the signal to start and the Athlete crossing the start line in the correct direction, must not be penalized. After the signal, crossing the start line in the correct direction for a second time before jumping the first Obstacle is penalized as a Disobedience;
   c. To stop an Athlete for any reason or following an unforeseen incident and to signal to them to continue their round after an interruption (EV126.8a);
   d. To indicate to an Athlete that an Obstacle knocked down, following a disobedience, has been replaced (EV126.8a);
   e. To indicate by prolonged and repeated ringing that the Athlete has been Eliminated.
2. If the Athlete does not obey the signal to stop, they may be penalized by Technical Eliminated at the discretion of the Ground Jury except where specifically provided for under EV126.8b.
3. If, after an interruption, the Athlete restarts and jumps or attempts to jump without waiting for the signal, they will be penalized by Technical Elimination.

BOD 06/17/2025 Effective 12/01/2025

EV125 Show Jumping Phase Unauthorized Assistance

1. Unauthorized Assistance is any intervention by a third party with the object of helping the Athlete or Horse, regardless if it is solicited, between crossing the start line to begin the course and crossing the finish line after jumping the last Obstacle.
2. Unauthorized Assistance may be penalized by Technical Elimination, at the discretion of the Ground Jury.
   a. If permitted by the Ground Jury, an Athlete may enter the arena on foot or with the help of a groom without being penalized for Unauthorized Assistance.
   b. Any help given to a mounted Athlete to adjust their saddlery or bridle or to hand them a whip during the round must incur Technical Elimination.
   c. To hand a mounted Athlete their headgear and/or spectacles during their round must not be penalized as Unauthorized Assistance.
   d. Warning an Athlete of a deviation from the course must be penalized as Unauthorized Assistance. The Athlete and/or the individual who have the warning may receive a Technical Elimination or otherwise penalized, at the discretion of the Ground Jury.

BOD 06/17/2025 Effective 12/01/2025

EV126 Show Jumping Phase Time

1. The time of a round, recorded in seconds and in tenths of a second, with parts of a second counting as the next whole second (e.g., 60.2 seconds is recorded as 61 seconds) plus any time correction, is the time taken by an Athlete to complete their round (EV126.7).
    a. After the 45 second countdown signal is given, the Athlete's time on course starts the moment they pass the start line in the correct direction or when the 45 second countdown expires, whichever occurs first. Time is counted until the mounted Athlete jumps the last Obstacle and crosses the finish line in the correct direction.
    b. Electronic timing, supported by one manual timer, is strongly recommended.
    c. If electronic timers are not used, two manual timers, one of which must be in line with both the start and finish lines, and has direct contact with the Ground Jury, is required.

2. TIME ALLOWED. The Time Allowed for a round is calculated using the length of the course and the speeds outlined in Appendix 3.
    a. Time Adjustment – The Time Allowed may be adjusted at the discretion of the Judge(s), in consultation with the Course Designer and Technical Delegate, if they determine that an error in the measurement of the course has been made. Adjustment of the Time Allowed must be made no later than after the completion of three rounds without Disobedience. The Time Allowed may never be lowered resulting in the awarding of time faults to any Athletes having ridden prior to the change without Disobedience.

3. TIME LIMIT. The Time Limit is equal to twice the Time Allowed.

4. REFERENCE TIMES. The Time Allowed must be announced prior to the start of the division. If there is no electronic score board, or it is not visible to Athletes in the in-gate area, the reference times for all the Athletes in the division should be announced, along with their score. If the time is adjusted in accordance with EV126.2a, the adjusted time will then be announced.

5. INTERRUPTED TIME.
    a. While the clock is stopped, an Athlete may move around until the signal to start is given. The clock is restarted when the Athlete reaches the place where the clock was stopped. Exception: In the case of a Disobedience with a knock down, EV126.8 applies.
    b. The responsibility for the clock is the duty of the Licensed Official in charge of the signal, not the timekeeper.

6. DISOBEDIENCES DURING INTERRUPTED TIME.
    a. The time of a round may only be interrupted under the provisions of EV126.5. The clock is not stopped due to a deviation from the course, run-out, or refusal.
    b. Disobediences are not penalized during interrupted time, except if a second refusal occurs after an obstacle has been rebuilt. In that case, the refusal upon reapproach must be penalized, even if the clock has not yet restarted.
    c. The provisions concerning Elimination remain in force during interrupted time.

7. TIME CORRECTIONS. If an Athlete displaces or knocks down any Obstacle as the result of a Disobedience, the signal must be given. The clock is stopped until the Obstacle is rebuilt. Once the Obstacle is rebuilt, the signal is given, and the Athlete may continue the round. The Athlete must be penalized for a refusal and a time correction of 6 seconds is added to the Athlete's time. The clock is restarted:
    a. For Preliminary, Intermediate, and Advanced when the Horse leaves the ground at the Obstacle where the refusal occurred. If a Disobedience with a knock down occurs at the second or subsequent part of a Combination, the clock is restarted when the Horse leaves the ground at the first element of the Combination.
    b. For the Modified level and below where a second refusal is allowed, the clock is restarted when the Horse leaves the ground at the Obstacle where the refusal occurred or a second Disobedience, without a knock down, occurs.

8. STOPPING DURING THE ROUND.

a. If an Athlete is unable to continue their round for any reason or there is an unforeseen circumstance, the signal must be given to stop the Athlete. As soon as it is evident the Athlete is stopping, the clock will be stopped. When the Athlete may resume their round, the signal will be given, and the clock will be restarted when the Athlete reaches the place where the clock was stopped.
b. If the Athlete does not stop when the signal is given, they continue at their own risk, and the clock must not be stopped. The Ground Jury must determine whether the Athlete will be Eliminated or allowed to continue for ignoring the order to stop, or whether, under the circumstances, they should be allowed to continue. If the Athlete is permitted to continue, their scores following the order to stop are judged in the normal manner.
c. If an Athlete stops voluntarily to signal to the Ground Jury that the Obstacle to be jumped is built incorrectly or due to unforeseen circumstances beyond the control of the Athlete, and they are unable to continue their round under normal circumstances, the clock must be stopped immediately.
    1. If the dimensions are correct and the obstacle in question has been properly built or if the unforeseen circumstances are not determined by the Ground Jury to be an acceptable reason for stopping, the Athlete must be penalized for stopping during the round (EV127.7b) and six seconds will be added to the Athlete's time.
    2. If the Obstacle or part of the Obstacle needs to be rebuilt or if the unforeseen circumstances are accepted by the Ground Jury, the Athlete must not be penalized. The time of the interruption must be deducted, and the clock stopped until Athlete can continue from the point where they stopped. Any delay must be taken into consideration and an appropriate number of seconds must be deducted from the Athlete's time.

EV127 Show Jumping Phase Penalties

1. During a round, penalties are incurred for the following:
    a. Knocking down an Obstacle (EV127.2)
    b. A Disobedience (EV127.3);
    c. A deviation from the course (EV127.4);
    d. A Fall of a Horse and/or Athlete (EV104.5, EV104.6b);
    e. Unauthorized Assistance (EV125);
    f. Exceeding the Time Allowed or the Time Limit (EV124.2, EV124.3);
    g. 20 jump penalties (EV127.8)
2. KNOCK DOWN.
    a. An Obstacle is considered to have been knocked down when an action of the Horse or Athlete results in:
        1. When a Vertical Obstacle or part of an Obstacle comprises two or several parts placed one above the other and positioned in the same vertical plane, only the fall of the top part is penalized, even if the part which falls is arrested in its fall by any other part of the Obstacle.
        2. At least one of its ends no longer rests on any part of its support.
        3. When a Spread Obstacle which requires only one effort comprises parts which are not positioned in the same vertical plane, the fall of one or several top parts only counts as one fault whatever the number and position of the parts which have fallen. Displacement of trees, hedges etc. used as filling must not incur a penalty unless previously determined by the Ground Jury.
    b. Touches and displacements of any part of an Obstacle or its markers, in whatever direction, while in the act of jumping, do not count as a knock down. If in doubt the Ground Jury must decide in favor of the Athlete. The knock down or displacement of an Obstacle as a result of a Disobedience is penalized as a refusal only. In the event of the displacement of any part of an Obstacle (except the markers) as a result of a Disobedience, the signal will be rung, and the clock stopped while the displacement is re-adjusted. This does not count as a knock down and is only penalized as a Disobedience and corrected by time in accordance with EV126.7.

c. If any part of an Obstacle which has been knocked down is likely to impede an Athlete in jumping another Obstacle, the signal must be given, and the clock stopped while this part is picked up and the track is cleared.
d. If an Athlete jumps an Obstacle correctly which has been improperly rebuilt, they will not incur a penalty, but if they knock down this Obstacle they must be penalized.

3. DISOBEDIENCES.
   a. The following are considered as Disobediences and are penalized as such (EV128.5):
      1. A refusal;
      2. A run-out;
      3. A resistance;
      4. A more or less regular circle or group of circles no matter where they occur on the course or for any reason;
      5. To circle around the last Obstacle jumped unless required by the track of the course.
   b. It is not considered a Disobedience to circle for up to 45 seconds after a run-out or a refusal (regardless if the Obstacle has to be rebuilt or not) to get into position to jump an Obstacle.

4. DEVIATION FROM THE COURSE.
   a. It is a deviation from the course when the Athlete:
      1. Does not follow the course as set out on the published plan;
      2. Does not cross the start or finish line between the markers in the correct direction;
      3. Does not jump the Obstacles in the order or in the direction indicated on the plan;
      4. Jumps or attempts to jump an Obstacle which does not form part of the course or omits an Obstacle. The poles of Obstacles not included in the plan may be set in a crossed position over the Obstacle, the markers may be removed, or the Obstacle's appearance altered to indicate they are not part of the current course.
   b. An uncorrected deviation from the course must incur Technical Elimination.

5. REFUSAL.
   a. It is considered a refusal when a Horse halts in front of an Obstacle which it must jump regardless if the Horse knocks it down or displaces it.
   b. Stopping in front of an Obstacle without moving backwards and without knocking it down followed immediately by a standing jump must not be penalized.
   c. If the halt is prolonged, if the horse steps back, even a single pace, it is a refusal.
   d. If a Horse slides through an Obstacle, the Judge in charge of the signal must decide immediately if it counts as a refusal or a knock down. If the Judge determines that it is a refusal, the signal is given, and the Athlete must reattempt the Obstacle once it is rebuilt (EV126.8.c2).
      1. If the Judge decides that it is not a refusal, the signal is not given, and the Athlete must continue their round. The Athlete must be penalized for a knock down.
      2. If the signal has been given and the Athlete jumps subsequent elements of the combination, they will not incur Elimination or penalties if elements are knocked down.

6. RUN-OUT.
   a. It is considered a run-out when the Horse evades the control the Athlete and avoids an Obstacle of the course.
   b. When a Horse jumps an Obstacle between two red markers or between two white markers the Obstacle has not been jumped correctly. The Athlete must be penalized for a run-out and reattempt the Obstacle correctly.
   c. It is considered a run-out and is penalized accordingly if a Horse or any part of the Horse goes past the extended line of an Obstacle, or of an element to be jumped, or the finish line after jumping the final Obstacle.

7. RESISTANCE.
   a. It is considered resistance when the Horse refuses to go forward, halts, makes at least one somewhat regular or complete half turns, rears, or steps back.

b. It is also considered resistance when the Athlete stops their Horse at any time, except in the event of an incorrectly rebuilt obstacle or to indicate unforeseen circumstances to the Ground Jury (EV126.8c2). Resistance is penalized as a refusal.

8. COMPULSORY RETIREMENT. An Athlete incurs 20 or more jump penalties at the Training level or higher. Compulsory Retirement is enforced at the end of the round unless the Athlete retires or is Eliminated. An Athlete who receives a CR will not be permitted to begin the Cross-Country phase.

BOD 06/17/2025 Effective 12/01/2025

EV128 Show Jumping Phase Faults

1. Disobediences during the time when the round is interrupted (EV126.6b) must not be penalized.
2. Disobediences, Falls, etc., occurring between the signal to start and crossing the start line in the correct direction, must not be penalized.
3. Penalties for Disobediences accumulate, not just at the same Obstacle, but throughout the entire round.
4. Compulsory Retirement is enforced at the end of the round, unless the Athlete retires or is Eliminated.
5. Faults are penalized by penalty points, Elimination, Technical Elimination or Compulsory Retirement in accordance with this section.

Fault	Penalty	Applicable Level	Reference
Obstacle knocked down while jumping	4 penalties	All	
Going through the start line twice	4 penalties – time starts on first crossing	All	EV124.1b
First Disobedience	4 penalties	All	EV127.3
Second Disobedience or other	Elimination	M, P, I, A	EV127.3
Second Disobedience or other	8 penalties	BN, N, T	EV127.3
Third Disobedience or other	Elimination	BN, N, T	EV127.3
Fall of Horse and/or Athlete	Elimination	All	EV104.5, EV104.6b
Exceeding the Time Limit	Elimination	All	EV126.3
Exceeding the Time Allowed	0.4 penalties per second over	All	EV126.2
20 or more (jump) penalties	Compulsory Retirement	T, M, P, I, A	EV127.8
Jumping or attempting to jump an Obstacle in the arena before the start or after the completion of the round	Technical Elimination	All	
Starting before the signal is given and jumping the first Obstacle of the course	Technical Elimination	All	EV124.1b
Taking more than 45 seconds to jump the first Obstacle after the time of the round, exceptions: EV124.1b	Elimination	All	EV124.1b

A Horse resisting more than 45 consecutive seconds during the round	Elimination	All	EV127
Taking more than 45 second to jump the next Obstacle, or to jump the last Obstacle and cross the finish line	Elimination	All	
Jumping the first obstacle while omitting to cross the start line between the markers in the correct direction	Technical Elimination	All	EV127.4.a2
Attempting to or jumping an Obstacle which does not form part of the course during the round	Technical Elimination	All	EV127.4.a4
Omitting to jump an Obstacle of the course	Technical Elimination	All	EV127.4.a4
After a run out or refusal, failing to reattempt the Obstacle where the fault was incurred	Technical Elimination	All	EV150.10.b
Jumping an Obstacle in the wrong order	Technical Elimination	All	EV127.4.a3
Jumping an Obstacle in the wrong direction	Technical Elimination	All	EV127.4.a3
Following a refusal jumping or attempting to jump an Obstacle which has been knocked down before it is rebuilt	Technical Elimination	All	
Jumping or attempting to jump an Obstacle after an interruption without waiting for the signal	Technical Elimination	All	EV124.3
Not jumping all the elements of a combination again after a refusal or run-out	Technical Elimination	All	EV150.10b
Not crossing the finishing line between the markers in the correct direction after having jumped the last obstacle	Technical Elimination	All	EV127.4a.2
Horse leaving the arena without Ground Jury permission, including prior to starting	Elimination	All	
Accepting, while mounted, anything	Technical Elimination	All	EV125.2.c

besides headgear and/or spectacles			
Using a whip longer than 75cm or weighted at the end, using a whip substitute	Technical Elimination	All	Subchapter EV-9.3
An accident which prevents the Athlete or Horse from completing the Event	Elimination	All	
Not entering the arena when the Athlete's name or number is called	Technical Elimination, at the discretion of the Ground Jury	All	
Not entering or leaving the arena mounted (Exception EV125.2.a)	Elimination or Technical Elimination, at the discretion of the Ground Jury	All	EV125.2a
All Unauthorized Assistance except per EV125.2	Technical Elimination, at the discretion of the Ground Jury	All	EV125
Not stopping when the signal is rung during the round	Technical Elimination, at the discretion of the Ground Jury	All	EV124.2
Entering the arena without permitted attire	Technical Elimination, at the discretion of the Ground Jury	All	Subchapter EV-9
Any reason the Horse or Athlete is unfit to continue the Event	Elimination	All	

BOD 06/17/2025 Effective 12/01/2025

SUBCHAPTER EV-5 ORGANIZER

EV129 Membership for Organizers

1. EVENTS.
    a. Organizers of Horse Trials and Classic Three-Day Events must comply with current Federation and USEA competition recognition requirements. Organizers of Tests do not need to comply with current Federation or the USEA competition recognition requirements.
    b. Organizers desiring to hold Events under the auspices of the Federation may do so by applying for a competition license with the Federation as an Eventing Competition (see GR3).
    c. Organizers desiring to hold Events under the auspices of the United States Eventing Association may do so by registering with the USEA, 525 Old Waterford Road N.W., Leesburg, VA 22075.

EV130 Organizers' Rights

Organizers have the right to cancel any Event or division (see GR305), divide any Event into divisions or sections, alter the published schedule, or refuse any entry (see GR914). The Organizer must state the refund policy in the Omnibus.

EV131 Omnibus

The USEA Omnibus constitutes the prize list for Events licensed and endorsed by the Federation. If an Event is not listed in the Omnibus, its Omnibus must include the same information as provided in the Omnibus and as required by GR9.

EV132 Competition Standards

The Eventing Competition Standards apply to all national levels of Eventing Competitions (See Appendix 5).

EV133 Division of Entries

1. DIVISION OF ENTRIES.
    a. If the number of entries in a division warrant, it may be divided by sections or draw. If the number of entries in one division of Beginner Novice through Preliminary Horse Trial exceeds 40, it must be divided. Entries in the Advanced and Intermediate divisions which exceed 40 may be divided once, at the Organizer's discretion. Championships and Federation Selection Trials must not be divided.
    b. An Organizer may offer a level under the conditions listed in Appendix 2.
    c. An Organizer may divide a level into the sections noted in Appendix 2 (e.g., Junior Training, Training, etc.). Further division must then be done by draw (e.g., Junior Training A, Junior Training B, etc.).
    d. An Organizer may offer a mixed level section that includes Dressage and Show Jumping at a higher level and Cross-Country at the level below (e.g., Advanced Intermediate). For purposes of qualifications and high score awards, these Events must be considered in accordance with the level of the Cross-Country being run.

EV134 Starting Order and Timetable

1. STARTING ORDER. If there are only individual Athletes participating, a draw will be conducted by the Organizer to determine starting order. If an Athlete is riding more than one Horse, the Organizer may adjust the starting order to allow sufficient time between rides but must maintain the order of the Horses as drawn. If there are teams competing, the Organizer may use its discretion to schedule the teams. If an Athlete rides more than one Horse, the starting order of the Horses must be determined by a draw. If the third phase of a Horse Trial is Show Jumping in the reverse order of placing, the drawn starting order must be replaced for that phase. If the same Athlete has two Horses scheduled too close together, the order must be adjusted so that there is a minimum of eight Horses, if available, separating them. The lowest placed Horse will move up in the order as far as possible, before the higher placed Horse is dropped down.
2. TIMETABLE. A timetable showing Athlete's starting times must be prepared and distributed by 7 p.m. the day before the relevant Event. If the third phase of a Horse Trial is Show Jumping in the reverse order of placing, only the approximate start and finish times for this phase must be published. If the Organizer of Tests permits entries on the day of the Event, Athletes may sign up for starting times upon entering and only the approximate start and finish times for the Events must be published.

EV135 Exercising and Warmup Areas

1. IDENTIFICATION NUMBERS. By 3 p.m. the day prior to the start of the entire Event, or upon arrival if later, each Horse, including non-competing Horses, must be issued a number. This number must be visibly worn at all times when the Horse is being ridden or exercised. Failure to display the number must first incur a verbal

warning. Repeated offenses may incur a fine of $50 (payable to the Organizer), at the discretion of the Ground Jury.

2. EXERCISE AREAS.
   a. Areas suitable for the general exercise of Horses must be made available during daylight hours. The Organizer must inform Athletes of the areas that are available for this purpose. Horses may only be exercised in these designated areas, or in the warmup areas for Dressage and Show Jumping.
   b. A Dressage warmup area must be provided at a convenient distance from the competition arena. A practice Dressage arena should be at the disposal of the Athletes, if possible.
   c. A warmup area with fences must be provided at a convenient distance from the start of the Cross-Country and the Show Jumping arena.
   d. For the Training levels and below, the warmup area for Show Jumping must include at least two adjustable oxers and two adjustable vertical practice fences. For Modified levels and above, the warmup area for Show Jumping must include at least four Obstacles which are capable of being set as spreads. Where space or materials are limited for all levels, and with the permission of the Technical Delegate, the warmup may contain three Obstacles which are capable of being set as spreads.
      The direction of the markers for individual practice fences may be altered at the Intermediate level or higher. The direction of all practice fences must be consistent for the Preliminary level and below.
   e. The warmup area for Cross-Country must include at least two adjustable Obstacles capable of being set as spreads and one solid Cross-Country type Obstacle. Where space or materials are limited, and with the permission of the Technical Delegate, the warmup areas may contain at least one adjustable Obstacle and one solid Cross-Country type Obstacle, including at least one oxer. Obstacles must be marked with red and white markers (red on the right, white on the left).
3. SUPERVISORS. One or more supervisors may be appointed by the Organizer to ensure that the rules regarding exercising and warming up are adhered to. A supervisor must be present at times the Organizer has permitted warmup fences to be jumped.

EV136 Inspection of Courses

1. CROSS-COUNTRY COURSE.
   a. Before the course has been opened, it is prohibited to inspect the Obstacles or the course without permission from the Organizer. See EV105.1 for penalties.
   b. The Cross-Country course must be open for inspection by 3 p.m. the day before the start of the Event. All obstacles and markers must be in position when the course is opened. In the case of multiple courses running on the same track, a sign must be posted at Obstacle(s) to be changed, indicating such change(s). This must include changes of markers or the Obstacle(s). Obstacles and markers may not be moved or altered by Athletes, under penalty of Disqualification.
   c. After the course has been opened, it may remain open during daylight hours.
2. SHOW JUMPING COURSE. The course for the Show Jumping phase will be opened no less than 30-minutes before the start of the Show Jumping phase, and at convenient intervals during the phase. Athletes on foot will be permitted to enter the arena by the Ground Jury. An announcement must be made over the public address system to announce when the course is open for walking. Unless permission has been given by the Ground Jury, it is forbidden, under penalty of Disqualification, for Athletes to enter the arena on foot once the phase has started.

EV137 Interruptions and Modifications

The Ground Jury, or if the Ground Jury is unavailable, the Technical Delegate, must determine whether to permit an Event to continue when weather or terrain conditions are unfit for competition.

1. INTERRUPTIONS. The timetable may be interrupted due to dangerous conditions. If necessary, the start of any phase may be moved up, postponed, or canceled. The decision to interrupt or cancel a phase will be decided by the President of the Ground Jury, after consultation with the Technical Delegate, if possible. As an exception to GR832, in the case of an interruption the Event will resume as soon as possible from the point of interruption, and all scores recorded prior to the interruption will stand. Every affected Athlete must receive sufficient warning before the Event resumes.
2. MODIFICATIONS. After the courses have been opened, alterations to the course and/or the Time Allowed may be made only when exceptional circumstances (e.g., changes to footing or hot weather) make Obstacles or a phase unfit for competition. The decision will be made by the President of the Ground Jury, after consultation with the Technical Delegate, if possible. In such cases, every affected Athlete must be informed of the alteration before the start of the phase concerned. Where appropriate, appointed personnel must also be stationed at the place where the alteration or repairs have been made to warn the Athlete.

EV138 Medical Requirements

1. ACCIDENTS INVOLVING ATHLETES.
    a. In the event of an accident in which an Athlete may be injured or concussed, they must be examined by designated medical personnel to determine if they may take part in another phase, ride another Horse, or if they are capable of leaving the grounds. Refusal to be examined may be penalized by a fine of $100 (payable to the Organizer, at the discretion of the Ground Jury) and a mandatory Yellow Warning Card being issued.
    b. The Ground Jury may direct Athletes who have a Fall, whether or not associated with penalties, be examined as in paragraph a (above). If the Fall occurs on Cross-Country, the Athlete's time will be taken in accordance with EV121.7.
    c. Athletes who fail or refuse to follow the advice of the medical personnel regarding treatment following such a Fall may be subject to Disqualification at the discretion of the Ground Jury.
2. RETURN TO PLAY. See GR849.
3. SAFETY COORDINATOR. See GR847.1.
4. MEDICAL PERSONNEL. See GR848.1.
5. ACCESS. The designated medical personnel must have the capability of rapid deployment to any part of the arenas or courses, even in adverse conditions. Should this access not be available, the Ground Jury, on the advice of the Technical Delegate and the Course Designer, must consider alternatives including removal of the inaccessible portion.

EV139 Radios and Cellular Phones

The use of a radio or cellular phone while competing is prohibited, under penalty of Disqualification. The use of radio or cellular phone in Dressage warmup is permitted. Any other use while on the Event grounds by Athletes, trainers, or members of the Athlete's support group, is subject to restriction by the Technical Delegate and the President of the Ground Jury. The Event must provide adequate, functional radios for communication for Event staff during an Event.

1. During any warmup or training session Athletes or grooms may wear only one earphone while mounted. Earphones and/or other electronic communication devices (with the exception of medical devices, e.g., hearing aids) are not permitted in competition arenas, and is penalized by Elimination.

EV140 Handling Protests and Appeals

1. HANDLING PROTESTS. The Ground Jury must make a determination, after an investigation. The President of the Ground Jury must refer any protests which they determine to be beyond their discretion to the Organizer. The event secretary must record all protests, forward them to the Ground Jury, and record all determinations of the Ground Jury.
2. HANDLING APPEALS. In the event of an appeal, the Organizer must designate three or more unconflicted individuals who are familiar with the Eventing rules to hear the appeal. The event secretary must record all appeals, forward them to the appointed committee, and record all determinations made by the committee. The committee will make a determination, after an investigation. The veterinarian or Technical Delegate may be in attendance in an advisory capacity.
3. To appeal a decision of the Appeal Committee to the Hearing Committee, the appeal must be filed, in writing, with the Hearing Committee at the Federation's office within 15 days of the initial appeal.

EV141 Athlete Representative

1. Prior to opening the Cross-Country course, every Organizer must appoint, with consent, one or more Athlete Representative(s) from the Athletes participating in the Event. The Athlete Representative(s) acts as a channel of communication between the Athletes and the Licensed Officials on any matter directly connected with the Event without removing the right of an Athlete to speak to the Organizer or a Licensed Official. The Athletes must be notified of the Athlete Representative(s)'s name and contact information which must also be posted on the Event notice board.
2. Prior to 6 p.m. the day before Cross-Country, the Athlete Representative(s) may call a meeting of the Athletes, to be attended by the Technical Delegate. The Ground Jury, Organizer, or Course Designer may also attend if specifically requested by the Athlete Representative(s). The purpose of this meeting is to discuss major issues concerning the Obstacles on the course and/or the course distances. Any issues brought up during the meeting must be recorded in writing (the Technical Delegate and Athlete Representative(s) are responsible for this). The response of the Ground Jury must be in writing and signed by the President of the Ground Jury and the Athlete Representative(s). This document must be included with the Technical Delegate's Report.
3. The Athletes may appoint two additional people (to join the already appointed Athlete Representative(s)) as Athlete Representatives to facilitate discussion with the Licensed Officials and the Organizer. These additional two people can be anyone the Athletes choose and do not have to be competing at the Event.

SUBCHAPTER EV-6 ORGANIZER – RULES FOR HORSE TRIALS

EV142 Dressage Arenas

1. The Standard Arena must be 60 m long and 20 m wide. The Small Arena must be 40 m long and 20 m wide. The arena used is dependent on the specifications for the test. The measurements are for the interior of the enclosure. For diagrams, see Appendix 6.
   a. The arena should be separated from the public by at least 15 m.
   b. The enclosure should consist of a low fence, about 30 cm high.
   c. It is recommended that the entrance at A be a minimum of 2 m and a maximum of 4 m wide.
   d. Part of the fence at A should be easy to remove to allow access or it may be left open.
2. The letters should be placed outside the enclosure, about 50 cm from the fence. The letter A should be a sufficient distance from the entrance to allow unobstructed entry. It is recommended to place a special marker on the fence, level with, and in addition to the letters.

3. The center line and the points along the center line, if described in the test to be used, should be clearly and discreetly marked.
4. If there is only one Judge, they must be placed 5 m from the end of the arena, opposite the letter C. When two Judges are used, one (the President) is placed at C and the other is placed 5 m from the side of the arena, opposite the letter E or B. When three Judges are used, one (the President) is placed at C, another (M or H) is placed at the end of the arena on a line with the Judge at C, to their left or right, 2.5 m in from the long side of the arena, and the third Judge is placed 5 m from the side of the arena, opposite either E or B.
5. A separate enclosure (e.g., tent, trailer, etc.) should be provided for each Judge and it should be raised at least 0.5 m above the ground to provide the Judge a good view of the arena.
6. The current USEF Dressage tests for Horse Trials are published on the Federation website. Organizers may select tests from the approved list at their discretion, and the test must be included in the Omnibus.

EV143 Calculation of Dressage Scores

1. The marks from 0-10 awarded by each Judge for each numbered movement of the test are totaled and added to the collective marks, any errors of course or test are deducted.
2. For each Judge, the percentage of maximum possible marks is calculated by dividing the total marks received (minus any error of course or test) by the maximum possible marks and then multiplying by 100 and rounding the result to two decimal digits. This value is the individual mark for that Judge.
3. If there is more than one Judge, the average percentage for the Athlete is calculated by adding the percentage for each Judge and dividing by the number of Judges, always round the result to two decimal digits.
4. To convert percentage into penalty points, subtract the percentage from 100 for one Judge or the average percentages for two or more Judges. Round to one decimal digit.

EV144 Cross-Country Phase Courses

1. MARKING OF THE COURSE.

a. Red or White Boundary Markers - These must be used to mark the start and finish lines, to mark compulsory passages, and to define Obstacles. Boundary markers must be placed so the Athlete passes through with the red marker on their right and the white marker on their left. In cases where courses for two or more levels are marked at the same time, only markers which form the course for the relevant level are considered to be in effect at any one time.
b. Yellow Directional Markers - These may be used to show the general direction of the course. Where necessary, they may be superimposed with the first letter or color of the level. Passing close to them is not required.
c. Numbers and Letters - Each Obstacle must be numbered. Obstacles with elements (see EV145.1) must also be lettered (e.g., A, B, C, etc.). Compulsory passages must be marked with the first letter of the level and numbered consecutively. If an Event is running FEI levels and national levels of the same height level, the national level must be differentiated from the FEI level(s). If an Event is running Classic Three-Day Event levels and national levels of the same height, where there is a deviation on course between the levels, the national markers must be differentiated from the Classic Three-Day Event markers.
d. Numbers and letters must be colored as follows:
    1. Advanced - white letters, blue background;
    2. Intermediate - white letters, red background;
    3. Preliminary - white letters, green background;
    4. Modified - orange letters, blue background;
    5. Training - white letters, black background;
    6. Novice - black letters, white background;

7. Beginner Novice - black letters, yellow background;

e. Start and Finish Signs – In addition to the red and white boundary markers, the start and finish lines must also be marked by distinct signs.

f. Stopping Points - These must be marked by a peg painted in a vivid color, surveyor's markers, or by a sign.

2. DISTANCES AND SPEEDS. The distances and speeds are determined by the intended difficulty of the whole phase. Within the limits outlined in Appendix 3, Course Designers may choose the distances and speeds most suitable to the terrain and to the quality and standard of preparation of the Athletes. The number of jumping efforts must not exceed an average of 1 per every 100 m commenced and any portion thereof (e.g., a course that is 2,980 m may have 29 jumping efforts).

3. FINISH LINE. The last Obstacle of the course must be between 20m and 50m from the finish line.

4. PLAN OF THE COURSE.

a. The following must also be available to Athletes by at least 3 p.m. the day before the entire Event:

1. The plan showing the track of the course;
2. The position of the start and finish lines;
3. The numbered compulsory passages;
4. The numbered Obstacles;
5. The distance;
6. The Optimum Time;
7. The Time Limit.

5. CROWD CONTROL. A plan must be in place prior to the start of the Event to ensure the course track is kept clear of crowds to avoid obstruction of the Athletes on course.

EV145 Cross-Country Phase Obstacles

1. OBSTACLES WITH ELEMENTS OR OPTIONS.

a. All significant jumping efforts that the average Horse may be expected to attempt to negotiate must be defined as an Obstacle or element and marked, numbered and/or lettered accordingly.

b. Obstacles Composed of Several Elements. (See also Appendix 7)

1. If two or more jumping efforts, set closely together, are designed as one integral question, they may be designated as elements of a single numbered Obstacle. Each element must be marked with a different letter (e.g., A, B, C, etc.) and be negotiated in the correct order.
2. Where two or more jumping efforts are set so closely together that after a refusal, run out or fall, it would be unreasonably difficult to attempt to negotiate the second or subsequent effort without retaking one or more earlier efforts, these jumping efforts must be designated as one numbered Obstacle and lettered accordingly.

c. Obstacle with Options or Alternatives.

1. Where an Obstacle may be jumped in one effort but has options involving two or more efforts, each of these options must be lettered as an element.

2. Alternative Obstacles or elements may be marked separately and must be identified by the same number/letter as on the direct route. In this case, both sets of markers must be marked with a black line. Such alternatives are to be judged as separate Obstacles or elements, only one of which has to be jumped. An Athlete is permitted to change, without penalty, from one option to another (e.g., jumping 6a left hand route then 6b right hand route) provided they have not presented their Horse at the next element of the original line. (See diagrams Appendix 7)

2. NATURE OF OBSTACLES.

a. The Obstacles must be fixed and imposing in shape and appearance. When natural Obstacles are used, they should, if necessary, be reinforced so they remain in the same state throughout the phase. All reasonable precautions must be taken to prevent the possibility of an Athlete being able to pass mounted under an obstacle. Portable fences should be affixed to the ground to minimize the risk of movement, rotating and/or tipping.

b. The Obstacles at which a Horse, in falling, is likely to be trapped or to injure itself, must be built in such a way that part of the Obstacle can be quickly dismantled and quickly rebuilt, exactly as before. The required construction must not detract from the solidity of the Obstacle. Bullfinches must be constructed so the average Horse will be encouraged to jump through it.

c. The use of motorized vehicles as the jumpable portion of an Obstacle is prohibited.

3. Safety Markers

a. The types of fences required to use safety markers include:

1. Corners;
2. Fences of less than 3 m jumpable width;
3. Related fences which because of their design offer a jumpable line of less than 3 m width;
4. Fences designed to be jumped on an angle where knocking a marker is a possibility.

b. The safety markers and poles on these fences must meet the following criteria:

1. The poles must be made of a material that cannot shatter, break, or splinter (e.g., suitable plastic, carbon fiber or any other appropriate materials);
2. Points anywhere on the poles are prohibited;
3. Sharp corners and/or edges on the markers must be rounded;
4. Markers must be secured in such a way that they release and/or move away from the fence if struck by the Horse or Athlete to reduce the risk of injury.
5. All markers and poles must be approved by the Technical Delegate.

4. WATER CROSSINGS.

a. The bottom should be firm and consistent. Water crossing that which are considered to be an Obstacle must be marked at the entrance.

b. The maximum depth of the water must not exceed 35 cm.

c. The minimum width of any simple water crossing flagged as an Obstacle must be 6 m, between entry and exit, except where an exit step(s) or Obstacle is jumped directly out of the water, in which case the minimum length must be 9 m.

d. In water crossings involving Obstacles, the minimum distance between obstacles must be 9 meters. In all water-to-water Obstacles, there must be a minimum of 6 m of water before the Obstacle.

e. At the Beginner Novice level, water crossing must be straightforward, Obstacles are not permitted.

5. NUMBER OF JUMPING EFFORTS.

a. Within the limits outlined in Appendix 3, the total number of jumping efforts must be related to the length of the course.

b. To calculate the number of jumping efforts, the efforts on the route expected to be taken by the average Horse must be totaled.

c. At the Beginner Novice and Novice levels, water crossings must be marked, numbered, and subject to penalties but must not be counted in the number of jumping efforts.

d. In addition, for all levels, a maximum of two additional efforts may be used, whereby steps and ditches may not count as efforts under the following conditions:

1. Two steps as part of a combination/related Obstacle may only count as one effort, e.g., a sunken road with two what would traditionally be four efforts (fence before, step down, step up, fence after) may count as three efforts;
2. Three steps up or down may count as two efforts; and
3. A ditch as part of a combination (e.g., a hollow/coffin type fence) does not count as an effort.
4. A step down as part of a combination may not be counted as an effort, provided that any such step does not exceed the maximum height permitted of an Obstacle for the level. Steps up that do not exceed 75% of the maximum height permitted of an Obstacle for the level may not be counted.

If a step or a ditch is clearly an ‘effort’ it should be counted as such. The Course Designer and Technical Delegate must determine in advance of the Event how many efforts, if any, are appropriate given the nature of the terrain and the balance, flow, and intensity of the course.

6. DIMENSIONS.

a. Within the limits outlined in Appendix 3, the dimensions of Obstacles should be related to the quality and standard of preparation of the Athletes.
b. The fixed and solid part of an Obstacle must not exceed the specified height at any of the points at which an Athlete might reasonably attempt to negotiate the Obstacle.
c. At Obstacles with spread only (e.g., dry or water filled ditch), a guard rail or hedge in front which facilitates jumping is permitted. It may not exceed 50 cm in height and must be included in the measurement of the spread.
d. Any roof, or other fixed and solid barrier over an obstacle, must be at least 3.36 m above the ground.
e. An additional ground line is not required for Obstacles with a leading edge of 50 cm or less.
f. Sloping & Round Leading Edges:
Spread fences including corners must not have an upright or vertical leading edge. The top of the front of the fence must be rounded or sloped. All other fences, including gates and fences using square and/or sawn materials, must not have any sharp or square edges. Brush fences are excluded provided there is at least 20cms of brush above the solid part of the fence. Any front leading edge must not be in front of the base of a fence.

7. MEASUREMENTS.
a. The height of an Obstacle is measured from the point where the average Horse would take off. The spread of an open Obstacle (e.g., oxer or ditch) is measured from the outside of the rails or other material making up the Obstacle on the line it is intended to be jumped. The spread of a closed Obstacle with a solid top (e.g., table) is measured from the highest point to the highest point on the line on which the Obstacle is intended to be jumped. Base spread measurements include all solid element/rails, including solid ground lines.
b. When the height of an Obstacle cannot be clearly defined (e.g., natural hedge or brush fence), the height is measured from the fixed and solid part of the Obstacle.
c. The drop on the landing side of an Obstacle is measured from the highest part of the Obstacle to the spot where the average Horse would land.

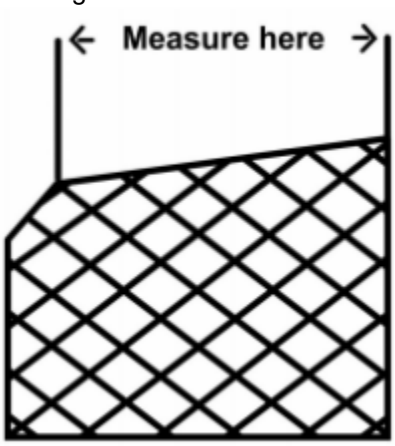

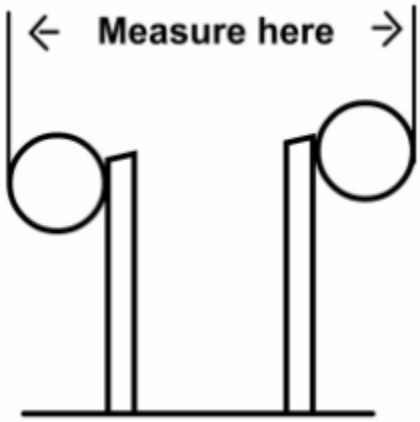

8. FRANGIBLE TECHNOLOGY.
a. For Training level and above, all open oxers, open corners, verticals or near verticals with open rails, top rail on triple bars and gates where the rail dimensions and weight fit the acceptable parameters of an FEI approved frangible device, must be fitted with frangible devices (e.g., frangible pins, MIM Clips, or any other load relieving device). At a minimum, frangible technology devices used at national Events must meet the FEI Updated Standards for Frangible/Deformable Cross Country Fences.

BOD 01/18/2026 Effective 02/01/2026

EV146 Show Jumping Phase Arena

1. The arena must be enclosed. While a Horse is in the arena during an Event, all entrances and exits must be physically closed.
2. If the arena is less than 5,000 square meters (i.e., approximately 90 m x 55 m) the maximum speed for any division is 350 m per minute. In arenas less than 2,300 square meters (i.e., approximately 75 m x 30 m) the maximum speed is 325 meters per minute.

EV147 Show Jumping Phase Courses and Measuring

1. Within the limits shown in Appendix 3, the Course Designer may plan a track suitable to the level of the Event. It is permitted, with the approval of the Technical Delegate and Ground Jury, to add up to 10% of the maximum permitted distance.
2. The Technical Delegate and/or the Ground Jury must walk the course to inspect the Obstacles before the start of the Event. The course is the track, the mounted Athlete must follow from passing the start line in the correct direction up to the finish line. The length must be measured accurately to the nearest meter. Turns and the normal line to be followed by the Horse must be considered. The normal line must pass through the middle of the Obstacles.
3. The start and finish lines must be between 6 m and 15 m from the first and last obstacle. The start and finish lines must each be marked with a red marker on the right and a white marker on the left.
4. The round begins once the Athlete crosses the start line for the first time, in the correct direction, after the signal has been given. The time starts running after crossing the start line or after the 45 second countdown, whichever occurs first.

EV148 Show Jumping Phase Course Plan

1. An accurate plan of the course must be posted near the arena entrance at least 30 minutes before the start of each division. An identical copy must be provided to the Ground Jury.
2. The plan must indicate the following:
   a. The position of the start and finish lines;
   b. The number, letter, and type (e.g., spread or vertical obstacle, triple bar) of Obstacles.
   c. The track to be followed by Athletes marked by a series of arrows showing the direction in which each Obstacle must be jumped.
   d. The speed, Time Allowed, and Time Limit.
   e. If modifications are made by the Ground Jury the course plan must be updated.
3. Obstacles must be numbered consecutively and in the order they must be jumped.
4. Combination Obstacles may be marked with only a single number. Distinguishing letters must mark each element (e.g., 8A, 8B, 8C or 8A, B, C).

EV149 Show Jumping Phase Markers

1. Markers must mark the following details of the course:
   a. The start and finish lines;
   b. The boundaries of the Obstacles.

2. The red and white markers may be attached to the sides of the Obstacles or stand independently. Vertical Obstacles must have one set of markers. Spread Obstacles must have at least two red and two white markers to define the limits of the spread.

3. Red and white markers must also be used in the warmup areas to designate which direction to jump the Obstacles.
4. Athletes must pass between the flags, with red on their right and white on their left, at the start and finish lines and at Obstacles.
5. Knocking down a marker in the arena does not incur a penalty. If a marker designating the limits of an Obstacle or the finish line has been knocked down following a Disobedience, (without passing these lines) or as a result of unforeseen circumstances, the marker will not be replaced immediately. The Athlete must continue their round and the Obstacle will be judged as if the marker was in its original place. The marker must be replaced before the next Athlete is given the signal to start.

EV150 Show Jumping Phase Obstacles

1. Obstacles must be inviting in their overall shape and appearance.
2. The Obstacles and their constituent parts must be such that they can be knocked down, while not being so light that they fall at the slightest touch or so heavy that they may cause Horses to fall or be injured.
3. The course should have a balance of vertical and spread Obstacles.
4. Closed combinations are not permitted.
5. A water jump is not permitted, however, a liverpool no wider than 1.8 m with rails over the water is permitted.
6. Poles must be constructed of timber or have a solid wood core, and other parts of the Obstacles are held up by supports (i.e., cups). The pole must be able to roll on its support. The support for the top poles should have an ideal depth of 25 mm. The minimum depth is 20 mm or a maximum depth of 30 mm. For planks, balustrades, barriers, gates, etc. the supports must be more open or even flat, with a maximum depth of 13 mm.
7. The minimum length of the jumpable face of an Obstacle is 2.45 m.
8. Within the limits outlined in Appendix 3, at least one third of the Obstacles must be maximum height, except for the Beginner Novice and Novice levels where there is no minimum requirements. The overall spread of an oxer may be no more than 20 cm wider than the maximum height for that division. The overall spread of a triple bar may be no more than 40 cm wider than the maximum height for that level. At Preliminary Championship Events, one vertical and one ascending oxer, not part of a combination, and preferably in the second part of the course, may be built 5 cm higher than the maximum height allowed for that level.
9. If a maximum dimension has been marginally exceeded due to the material used for construction and/or by the position of the Obstacle on the ground, the maximum dimensions will not be considered as having been exceeded, provided every effort has been made not to exceed the maximum dimensions with the material available. On Obstacles with sloping rails, e.g., Swedish oxers, fans, etc. two thirds of the length of the top poles must be within the maximum height for the level.

8. VERTICAL OBSTACLES. A vertical is defined as an Obstacle that has all its jumpable parts in the same vertical line on the take-off side. If filler or decorations projects forward of the vertical plane, the Ground Jury must determine before the start of the Event if this is faultable. Filler or decoration may be deemed by the Ground Jury as decoration and not faultable. The same Ground Jury determination applies to the front element of a spread obstacle.

9. SPREAD OBSTACLES. A spread is defined as an Obstacle that requires an effort in both spread and height, e.g., oxer or triple bar. Only one pole must be used on the back of any spread obstacle. FEI approved safety cups must be used as support for the back pole of all spread obstacles and in case of a triple-bar to support all center and back poles of the Obstacle.

10. COMBINATIONS. Double or triple combinations are a group of two or more Obstacles, with distances between the elements of 7 m minimum and 12 m maximum. The distance is measured from the base of the Obstacle on the landing side to the base of the next Obstacle on the take-off side.

a. In Combinations, each element of the group must be jumped separately and consecutively, without circling around any element. Faults committed at any element of a combination are penalized separately.
b. When there is a refusal or run-out, the Athlete must retake all the elements.
c. In a Combination Obstacle, a triple bar may only be used as the first element.
d. Penalties for faults made at each element and during different attempts, are counted separately and added to the final score.

11. OPTIONS.
    a. Options are permitted. Options must be marked on the course plan with the same number and the word 'Option'. The Athlete may jump either alternative.
    b. If there is a refusal or run-out without a knock-down or displacing of the Obstacle, at the next attempt the Athlete is not required to jump the Obstacle at which the Disobedience occurred. They may jump the Obstacle of their choice.
    c. If there is a Disobedience with a knock-down or displacing of the Obstacle, the Athlete must only restart their round when the Obstacle knocked down or displaced has been replaced and when the Ground Jury gives the signal to start. The Athlete may then jump the Obstacle of their choice.
    d. Red and white markers must be placed at each of the elements of options.

SUBCHAPTER EV-7 ORGANIZER – RULES FOR CLASSIC THREE-DAY EVENTS

EV151 Classic Three-Day Event Rules

1. CLASSIC THREE-DAY EVENTS. For circumstances not covered under Classic Three-Day Event rules, refer to Horse Trial rules.
2. CLASSIFICATION.
    a. The winning individual is the Athlete with the lowest total of penalty points.
    b. For Tie Breaking, see EV106.
3. INSPECTION & EXAMINATION OF HORSES.
    a. Examination of the Horses takes place after they arrive but prior to the first Horse Inspection. The Inspection is performed by a veterinarian, appointed by the Organizer. The Horse is presented in a halter by the Athlete or a designee. The object is to establish each Horse's identity and state of health but not its soundness. The Organizer must determine the place and timetable for this examination in consultation with the veterinarian and inform the Athletes. Abnormal findings regarding the Horse's identity of state of health must be reported to the Ground Jury as soon as practicable and before the first Horse Inspection.
    b. The first Horse Inspection takes place before the Dressage Phase. It is conducted by the Ground Jury and a veterinarian. The President of the Ground Jury is in charge of this inspection committee. The Horses must be presented by the competing Athlete in a bridle. The Ground Jury may grant permission for a designee to be present. The Horses must be inspected in hand, at rest, and in movement on a firm, level, and clean but not slippery surface.
        1. In a doubtful case the Ground Jury may put the Horse in question in a supervised holding area for examination by a veterinarian. Should the Athlete decide to re-present the Horse, the holding area veterinary delegate must report any findings to the Ground Jury and the head veterinarian prior to the Horse being re-inspected by the inspection committee.
        2. The inspection committee must Eliminate any Horse they judge as unfit, due to lameness or lack of condition, or any other reason. In the event of a tied committee vote, the President of the Ground Jury will have a second vote, and the decision will be announced immediately.
    c. The second Horse Inspection during the 10-minute box before the start of Phase D is conducted by a Ground Jury member and the veterinarian. Expedient but thorough inspections are ideal to allow Horses the maximum amount of time for recuperation. The committee must Eliminate any lame or exhausted Horse. At least one member of this committee should have participated in the first Horse Inspection. The Athlete's health and safety is also taken into consideration, the Ground Jury may Eliminate an Athlete if

they determine continuing will pose a risk to their health and safety. In the event of a tied committee vote, a Ground Jury member will have a second vote.

d. Examination after the Cross-Country Obstacle Phase takes place after the Athlete has completed the course. The examination is performed by a veterinarian, appointed by the Organizer. The veterinarian has no authority to Eliminate a Horse, but must report any doubtful case to the Ground Jury and to the head veterinarian. In addition to carrying out any immediate treatment required by an injured or exhausted Horse, the veterinarian will determine if each Horse:

a. Is fit to return immediately unassisted to its own stable;
b. Should remain for further treatment before returning to its stable;
c. Should be transported by vehicle, which must be available, either directly to its stable or to a veterinary hospital.

e. The third Horse Inspection takes place before the Show Jumping Phase. It is conducted by the same committee and under the same conditions as the first Horse Inspection.

f. APPEAL. At the three Inspections, there is no appeal against an Elimination determined by the Ground Jury. If requested, the President of the Ground Jury must provide a reason for the committee's decision after the whole Inspection is completed. The veterinarian will be a member of the committee present at these three Horse Inspections.

g. At times other than Inspections, a Ground Jury member may Eliminate a Horse, which in their opinion is lame or unfit to continue.

h. The Horse Inspections must be open to the public.

4. EXPLANATION OF PHASES.

a. Timekeeping for Phases A, B, C, and D is tracked independently. Loss of time in one cannot be compensated for by gain of time in another.
b. The timetable for Phase B is scheduled to begin 1 minute after the Athlete is due to complete Phase A.
   1. If the Athlete is early or late finishing Phase A, the 1 minute break will be increased or decreased accordingly (e.g., if an Athlete finishes Phase A 15 seconds early, their break will be 1 minute 15 seconds; if the Athlete finishes Phase A 20 seconds late, their break will be 40 seconds).
   2. If an Athlete is so late finishing Phase A that they cannot start Phase B on time, the Athlete will be started on Phase B as soon as possible (allowances made for adjustments to saddlery, etc. are not permitted). The Athlete's time for Phase B will be recorded from the time the starter starts the Athlete.

c. The finish time of Phase B is the start time of Phase C.
   1. The Athlete's time of Phase C is not affected by the gain or loss of time on Phase B.
   2. The gaining of time on Phase B and/or Phase C will result in additional resting time added to the 10 minute compulsory halt provided for the second Horse Inspection before the start of Phase D.
   3. The loss of time on Phase B and/or Phase C will not reduce the 10 minute compulsory halt except as provided below. The Athlete's starting time for Phase D must be adjusted.

d. It is possible that an Athlete might exceed the Optimum Time for one or more Phases. Normally, the starting time of Phase D will be delayed by the sum of any time lost less the sum of any time gained. However, if this delay is small (i.e., the Athlete was only a few seconds late finishing Phase C), the Athlete may be started on Phase D at their scheduled time, in order not to interfere with the timetable.

5. TIME.

a. Time Limit – For Phases A and C, the Time Limit is one fifth more than the Optimum Time. For Phase B, the Time Limit is twice the Optimum Time.
b. Time Faults:
   1. Phases A and C, exceeding the Optimum Time is penalized 1 penalty point per second.
   2. Phase B, exceeding the Optimum Time is penalized .8 penalty point per second.
   3. Completing Phase B in less than the Speed Fault Time will be penalized in accordance with EV123.1 per Appendix 4 at .4 penalty point per second.
   4. Phase D time faults are calculated per EV121.2 and EV123.

6. PACE AND DISMOUNTING. Between the starts and finishes of Phases A and C, Athletes may choose their own pace. They may dismount and proceed on foot beside their Horse, including while negotiating compulsory passages. Athletes must be mounted to pass through the start and finish flags of both Phases.
7. MARKING OF THE COURSE.
   a. Compulsory passages for Phases A, B, and C must be numbered consecutively and with the relevant Phase letter from the start.
   b. Kilometer Markers - The routes of Phases A and C will be marked at intervals of 1,000 meters by signs. The signs must include the distance from the Phase start and the Phase letter.
8. FAULTS. Steeplechase faults must be scored in accordance with EV123. Except for Time Faults as outlined in EV151.5b, Phases B and D apply the same methodology for all other fault types in accordance with EV121, EV122, and EV123.
9. ASSISTANCE. At the start of Phase B and of Phase D, and at any other point determined and announced by the Organizer, it is permitted to assist the Athlete and to attend to their horse (groom, water, etc.).

SUBCHAPTER EV-8 ORGANIZER - LICENSED OFFICIALS

EV152 LICENSED OFFICIALS

Refer to the Federation Licensed Officials Policies and Procedures on the Federation website for maintenance requirements for all licenses and certifications.

EV153 Licensed Officials for Horse Trials

1. The following Licensed Officials are the minimum required at Horse Trials. Higher level Licensed Officials may serve in the roles listed below. A Second Eventing Technical Delegate of any level is required if an Event has more than 300 entries, any day where Cross-Country and Show Jumping phases will be running concurrently and a member of the Ground Jury will not be present on the course during the Cross-Country phase.
   A. Beginner Novice, Novice, Training, Modified and Preliminary
      1. Ground Jury: The Ground Jury must include at least one Federation licensed ‘r’ Eventing judge, who may also serve as the President of the Ground Jury.
      2. Additional Judges: Additional Judges for the Dressage phase must be Federation licensed Eventing or Dressage Judges. Additional Judges for the Show Jumping phase must be Federation licensed Eventing Judges, Jumper Judges, or Eventing Technical Delegates.
      3. Technical Delegate: The Technical Delegate must be a Federation licensed ‘r’ Eventing Technical Delegate.
      4. Cross-Country Course Designer:
         1. Beginner Novice, Novice, Training - The Cross-Country Course Designer must be a Federation licensed Certified Cross-Country Course Designer.
         2. Modified and Preliminary - The Cross-Country Course Designer must be a Federation licensed ‘r’ Eventing Course Designer.
      5. Show Jumping Course Designer: Not applicable
   B. Intermediate
      1. Ground Jury: The Ground Jury must include at least one Federation licensed ‘R’ Eventing Judge, who may also serve as the President of the Ground Jury.
      2. Additional Judges: Additional Judges for the Dressage phase must be Federation licensed ‘R’ Eventing, ‘S’ Eventing, or ‘r’, ‘R’, or ‘S’ Dressage Judges. Additional Judges for the Show Jumping phase must be Federation licensed Eventing Judges, Jumper Judges, or Eventing Technical Delegates.

3. Technical Delegate: The Technical Delegate must be a Federation licensed ‘R’ or ‘S’ Eventing Technical Delegate.
4. Cross-Country Course Designer: The Cross-Country Course Designer must be a Federation licensed ‘R’ or ‘S’ Eventing Course Designer.
5. Show Jumping Course Designer: Not applicable

C. Advanced

1. Ground Jury: The Ground Jury must include at least one Federation licensed ‘S’ Eventing Judge, who may also serve as the President of the Ground Jury.
2. Additional Judges: If applicable, additional Judges for the Dressage phase must be Federation licensed ‘S’ Eventing or ‘R’ or ‘S’ Dressage Judges. Additional Judges for the Show Jumping phase may be Federation licensed Eventing Judges, Jumper Judges, or Eventing Technical Delegates.
3. Technical Delegate: The Technical Delegate must be a Federation licensed ‘S’ Eventing Technical Delegate.
4. Cross-Country Course Designer: The Cross-Country Course Designer must be a Federation licensed ‘S’ Eventing Course Designer.
5. Show Jumping Course Designer: The Show Jumping Course Designer must be a Federation licensed ‘R’ Eventing Jumping Course Designer, Jumper Course Designer, or FEI Jumping Course Designer.

EV154 Licensed Officials for Classic Three-Day Events

1. The following Licensed Officials are the minimum required at Classic Three-Day Events. The Higher level Licensed Officials may serve in the roles listed below.

a. Ground Jury: The Ground jury must include at least two Federation Licensed Officials, one of who may serve as the President of the Ground Jury.

1. If the Ground Jury consists of one Federation licensed ‘r’ Eventing judge, then the President of the Ground Jury or the Technical Delegate must be a Federation licensed ‘R’ or ‘S’ Judge or Technical Delegate.

b. Technical Delegate: The Technical Delegate must be a Federation licensed ‘r’ or higher Eventing Technical Delegate.

1. If the technical delegate is a Federation licensed ‘r’ Eventing technical delegate, the President of the Ground Jury must be a Federation licensed ‘R’ or ‘S’ Eventing judge.

c. Cross-Country Course Designer: The Cross-Country Course Designer must be a Federation licensed ‘r’ or higher Eventing Course Designer.

EV155 Licensed Officials for Tests

LICENSED OFFICIALS AND PERSONNEL. For Tests which include Dressage and Jumping phases, a Federation licensed Eventing Judge is required. This Judge serves as the Ground Jury and will perform the course evaluation functions of the Technical Delegate. Other Judges may be Federation licensed Judges, participants, or graduates of the USEA Training Program, or knowledgeable horse people. A veterinarian and qualified medical personnel must be present on the grounds during any Cross-Country or Show Jumping phases.

EV156 Ground Jury Qualifications and Duties

1. QUALIFICATIONS.
   a. An FEI Eventing Judge or an Eventing Judge from a National Federation may serve on the Ground Jury for a specific Event. An individual licensed as an Eventing Judge by another National Federation must obtain a Guest Card (GR1005.17.a).
   b. For additional restrictions, refer to GR1304, GR10, Sub-chapters 10-C and 10-H.
2. DUTIES:
   a. The Ground Jury is ultimately responsible for judging the Event and for resolving or referring to the Federation all issues that may arise. The Ground Jury, in consultation with the Technical Delegate,

Course Designer, and Organizer, is responsible for ensuring that all arrangements for the Event, including but not limited to, the arenas, courses, and Obstacles, including frangible Cross-Country Obstacles, meet the Competition Standards. The Ground Jury, in consultation with the Technical Delegate, is authorized to modify the above if they do not meet the Competition Standards.

b. The Ground Jury:

1. Will Judge the Dressage phase. Additional Judges may be appointed by the Organizer, in accordance with EV157, but the Ground Jury is responsible for all decisions.

2. Will be responsible for all arrangements made by the Organizer for the judging and timekeeping of the Cross-Country phase. The Ground Jury or the Technical Delegate must be available to adjudicate on unforeseen circumstances, inquiries, and protests.

3. Will be responsible for evaluating inquiries and protests on the Cross-Country phase. The Ground Jury's decision will supersede decisions rendered by a Licensed Official or appointed personnel of the Event.

4. Will be responsible for judging the Show Jumping phase. This duty may be delegated to an additional Judge, Technical Delegate, or a panel of Licensed Officials appointed by the Organizer, in accordance with EV157.

5. Must Eliminate any Horse that is lame, sick, or exhausted; and any Athlete who is unfit to continue. See also EV112, EV105. There is no appeal against a Ground Jury determination for these circumstances.

6. At Classic Three-Day Events, the Ground Jury and the veterinarian will form the committee for the first and third Horse Inspections.

7. At Classic Three-Day Events, the President of the Ground Jury will be based at the control center (or elsewhere as decided by the President of the Ground Jury) to adjudicate any unforeseen circumstances. Another Ground Jury member and the veterinarian will form the Horse Inspection committee for the Inspection during the 10 minute halt.

8. For mixed level sections (EV133.1d), the Dressage Judge must be licensed to officiate at the level of the test for which they are responsible.

3. JURISDICTION OF THE GROUND JURY:

a. At Horse Trials, the jurisdiction of the Ground Jury begins at 3 p.m. the day before the start of the Event.

b. At Three-Day Events, the jurisdiction of the Ground Jury begins with the first Horse Inspection.

c. The Ground Jury members are required to remain on the grounds until 30 minutes after the results have been announced for each phase.

EV157 Additional Judges

1. In addition to the Ground Jury, the Organizer may appoint additional Judges to officiate the Dressage or Show Jumping phases. These Judges are not required to remain on the competition grounds after their duties are complete.
2. Additional Judges are subject to the same restrictions as Ground Jury member, see EV156.1b. However, if an Eventing Course Designer and Show Jumping Course Designer are different individuals, the Show Jumping Course Designer may also serve as an additional Judge if they are licensed to do so.
3. Guest Cards (see GR1005).

EV158 Technical Delegate Qualifications and Duties

1. QUALIFICATIONS.

a. The Technical Delegate must be a Federation licensed Eventing Technical Delegate.

b. For additional restrictions, refer to GR1304, Chapter GR10, Subchapters 10-C and 10-H.

2. DUTIES.

a. The Technical Delegate:

1. Is responsible for approving technical and administrative arrangements of the Event. These arrangements include, but are not limited to, Horse examinations and Inspections, Horse Accommodations, and assisting in the conducting of the Event.
2. Must inspect and approve the arenas and courses for all three phases. The type, dimensions of the Obstacles, course lengths, and their suitability for the level of the Event must be evaluated against the Competition Standards.
    a. The Technical Delegate must confirm with the Ground Jury and Course Designer that the frangible technology employed is consistent with the applicable manual for the approved frangible technology. At a minimum, frangible technology devices used at national Events must meet the FEI Updated Standard for Frangible/Deformable Cross Country Fences.
3. Must carry out inspections early enough to allow for modifications to be made.
4. May request one of more Horses to test any Obstacle, or any part of the arena or course.
5. Is responsible for the briefing and conduct of all appointed personnel for the Event.
6. Is responsible for investigating inquiries regarding scoring, including penalties awarded, and report to the Ground Jury for a final determination. The Technical Delegate may advise the Ground Jury on any decisions.
7. At Horse Trials, the Technical Delegate may serve in place of the Ground Jury during the Cross-Country phase, see EV156.2.b2.
8. Must submit a Technical Delegate Report, including a record of any disputes and how they were handled.
9. Must submit complete Eventing Fall Forms within 48 hours following the last day of the Event.
10. Must submit Accident/Injury Reports in accordance with GR848.4e.

b. If a Federation Course Advisor has conducted an inspection, the Technical Delegate is responsible for ensuring that the recommendations have been followed. Recommendations denoted by the Course Advisor as essential must be made prior to the start of the Event. If the essential recommendation is not complete, the Obstacle must be removed prior to the start of the Event.

c. The Technical Delegate has absolute authority until they report to the Ground Jury they are satisfied with the arrangements of the Event, unless superseded by a Course Advisor.

d. A Classic Three-Day Event may be held concurrently with other Events. The same Judges, Course Designer, and veterinarian may be used for both Events, provided they are licensed to officiate at the applicable level.

e. For mixed level section (EV133.1d), the Technical Delegate must be licensed to officiate at the level of the Cross-Country phase being offered.

EV159 Cross-Country Course Designer Qualifications and Duties

1. QUALIFICATIONS.

a. The Cross-Country Course Designer must be a Federation licensed Eventing Course Designer.

b. A currently licensed FEI Eventing Course Designer must be automatically eligible to officiate at Federation licensed competitions in accordance with the rules below. There is no limit on the number of times that such an individual may officiate.

1. Level 1 FEI Eventing Course Designers are eligible to officiate through the Preliminary level.
2. Level 2 FEI Eventing Course Designers are eligible to officiate through the Intermediate level.
3. Level 3 and Level 4 FEI Course Designers for Eventing are eligible to officiate through the Advanced levels.

c. Individuals residing in the United States and designing courses for national Horse Trials must be a minimum of a USEF Certified Eventing Cross-Country Course Designer.

2. DUTIES.

a. The Cross-Country Course Designer:
   1. Is responsible for the layout measurement, preparation, and marking of the route for the Cross-Country phase of Horse Trials and Classic Three-Day Events, including phases A, B, and C.
   2. Is responsible for the design and construction of all Obstacles used in the courses.
   3. At a minimum, the Course Designer must visit the Event site once every 12 months or after every third Event, whichever occurs first.
   4. Should be present during the Event.
b. At the Intermediate level and below, the Course Designer is ultimately responsible for the layout, design, and construction, of the Show Jumping phase. This duty may be delegated to a Jumping Course Designer, but the Eventing Cross-Country Course Designer must ensure that the course meets the Competition Standards.

EV160 Eventing Jumping Course Designer

A Federation licensed Eventing Jumping Course Designer or Jumper Course Designer or a FEI licensed Jumping Course Designer is required to design Show Jumping at the Advanced levels at Federation Licensed Events. For mixed level sections (EV133.1d), the Eventing Jumping Course Designer must be licensed to officiate at the level for which they are responsible.

SUBCHAPTER EV-8 ORGANIZER - PERSONNEL

EV161 Course Advisors

The Federation may appoint Course Advisors. Refer to the Federation website for the Program Procedures.

EV162 Veterinarian Qualifications and Duties

1. QUALIFICATIONS.
   a. At Horse Trials, a veterinarian appointed by the Organizer must be present on the grounds during the Cross-Country and Show Jumping phases. They must be a graduate veterinarian who has experience treating Horses.
2. DUTIES:
   a. Horse Trials - The veterinarian is responsible for the emergency care and treatment of horses during the Cross-Country and Show Jumping phases.
   b. The veterinarian may compete in Horse Trials at which they are serving. In that case, a second, veterinarian must be available to treat Horses.

EV163 Additional Personnel

1. APPOINTED PERSONNEL. Organizers should appoint an appropriate number of personnel with distinctive badges to assist with the compliance and the operation of the Event.
2. PERSONNEL AT OBSTACLES AND STOPPING POINTS. One or more appointed personnel, who are responsible for scoring, pertinent rule enforcement, and emergencies at their Obstacle(s), must be stationed near each Obstacle and compulsory passage. They may be authorized to cover more than one Obstacle or compulsory passage, with the approval of the Technical Delegate. If appropriate, stopping points may also be designated.

3. TIMEKEEPERS. Organizers must ensure that each Athlete's start and finish times are accurately taken and recorded by appointed personnel.
4. CONTROLLER. During the Cross-Country phase, there must be a controller. The controller is responsible for the overall facilitation of the Cross-Country phase, and including but not limited to, directing emergency response in the event of an accident of disruption. The controller should have extensive knowledge of Eventing.
5. STARTER. The starter will dispatch Athletes on the course once permitted by the controller.
6. FARRIER. At Horse Trials and Classic Three-Day Events offering the Preliminary level and above, a farrier must be present on the grounds during the Cross-Country and Show Jumping phases. For Modified levels and below refer to GR1211.6c.
7. Appointed personnel should report to the Technical Delegate, who is responsible for reporting to the Ground Jury.

SUBCHAPTER EV-9 DRESS

The Ground Jury has the ultimate discretion in regards to dress and equipment at Events including dress and equipment not covered within the rules or Annex. The Ground Jury will make its best effort to make a ruling in the best spirit of the sport.

1. PROTECTIVE HEADGEAR.
   a. At Federation licensed and endorsed Events, Athletes must wear headgear as follows, except as may otherwise be mandated by local law (see also GR801):
   b. Upon arrival, anyone riding a Horse must wear properly fitting protective headgear. The harness must be secured and properly fitted. See GR801.
   c. It is the responsibility of the Athlete, or the parent or guardian or trainer of the Junior Athlete to ensure that the headgear worn complies with appropriate safety standards for protective headgear intended for equestrian use, is properly fitted, and in good condition. The Federation, Organizer, and Licensed Officials are not required to verify compliance.
   d. The Federation, Organizer, and Licensed Officials make no representation or warranty, express or implied, about any protective headgear. Athletes are cautioned that death or serious injury may result despite wearing such headgear as all equestrian sports involve inherent dangerous risk. No helmet can protect against all foreseeable injuries.
   e. Violation of this rule at any time, at the discretion of the Ground Jury, must be penalized by a Yellow Warning Card or Technical Elimination.
2. PROTECTIVE VESTS.
   a. A body protecting vest must be worn during the warm-up for and the Cross-Country phase. Stable, team or club colors are permitted. Inflatable vests are permitted when worn in addition to a body protecting vest during the Cross-Country phase. Inflatable vests are permitted to be worn without a body protecting vest during the Dressage and Show Jumping phases. The Federation recommends that the vest should pass or surpass the current ASTM standard F1937 or be certified by the Safety Equipment Institute.
   b. Violation of this rule may be penalized at the discretion of the Ground Jury and may result in Technical Elimination.
3. WHIPS. One whip no longer than 120 cm (47.2") including lash may be carried when riding on the flat at any time. One whip no longer than 120 cm (47.2") may be carried during the Dressage phase except in USEF/USEA Championships and USEA Championship divisions. As an exception, Athletes competing sidesaddle may carry a whip in the Dressage phase at all Events, including championships. A standard lunge whip may be used when lunging a Horse. If a whip is carried in the Cross-Country and/or Show Jumping phase, or while jumping any obstacle before these phases, it must not be weighted at the end or exceed 75 cm (30") in length. An adjustable-length whip may not be carried by a mounted Athlete.
4. SPURS.

a. Spurs are optional for all three phases. Spurs capable of wounding a Horse are prohibited. Spurs must be made of smooth metal.
b. If there is a shank, it must not be longer than 4 cm (1 9/16", measured from the boot to the end of the spur) and must point only towards the rear. If the shank is curved, the spurs must be worn only with the shank directed downwards. Metal or plastic spurs with round hard plastic or metal knobs, i.e., "Impulse spurs" and "Dummy spurs", with no shank are permitted.
c. Rowel spurs are permitted for all three phases and when warm up. If they are used, rowels must be free to rotate, round, and smooth (tines are not permitted).

5. DRESSAGE PHASE.
   a. Protective Headgear. Any color helmet is permitted. Tasteful and discreet accents, such as a different color piping or crystal decorations are acceptable, including national flags.
   b. Jackets. Intermediate and Advanced – Jackets are required unless all three phases of a Horse Trials are run over one day, which case a jacket is not required. A jacket may be any solid color, tweed, or pinstripe. Tasteful, discreet accents, piping, and crystal decorations are permitted. Tailcoats are permitted. Beginner Novice through Preliminary – Jackets are not required. If an Athlete wears a jacket, it may be any solid color, tweed, or pinstripe. Tasteful, discreet accents, piping, and crystals are permitted. Tailcoats are not permitted.
   c. Shirts. A shirt worn with a jacket may be any color or design. It may have tasteful and discreet accents. It must be worn with a stock and pin, choker, or tie. If an Athlete competes without a jacket, the Athlete must wear a shirt with sleeves and a collar tucked into riding breeches. It may be any color or design and may have tasteful and discreet accents. No neckwear is permitted.
   d. Gloves. Intermediate and Advanced – Gloves are required. Gloves worn by any Athlete must be a dark color or tan, beige or white.
   e. Breeches or jodphurs. Light color or white is permitted.
   f. Boots. Black, brown, or other dark hue, modest piping of a different color is permitted. Full chaps are not permitted. Half-chaps must be black or brown and full grain, smooth leather with matching leather boots.
   g. Members of armed and police forces are permitted to wear service dress, with regulation gloves, protective headgear and spurs, in compliance with Subchapter EV-9.1, is required.
6. CROSS-COUNTRY PHASE.
   a. Protective Headgear. Any color helmet is permitted. Tasteful and discreet accents, such as a different color piping or crystal decorations are acceptable, including national flags.
   b. Shirts. Light-weight clothing is appropriate, a shirt (any color) with sleeves must be worn.
   c. Gloves. Gloves are optional and may be any color.
   d. Breeches or jodphurs. Any color is permitted.
   e. Boots. Black, brown, or other dark hue, modest piping of a different color is permitted. Full chaps are not permitted. Half-chaps must be black or brown and full grain, smooth leather with matching leather boots.
7. SHOW JUMPING PHASE.
   a. Protective headgear. Any color helmet is permitted. Tasteful and discreet accents, such as a different color piping or crystal decorations are acceptable, including national flags.
   b. Jackets. Intermediate and Advanced – Jackets are required unless all three phases of a Horse Trials are run over one day, in which case a jacket is not required. The jacket may be of a single color, tweed, or pinstripe with tasteful, discreet accents, piping or crystal decorations.
   Beginner Novice through Preliminary – Jackets are not required. If an Athlete wears a jacket, it may be any solid color, tweed, or pinstripe. Tasteful, discreet accents, piping, and crystal decorations are permitted.
   c. Shirts. A shirt worn with jacket may be any color or design. It may have tasteful and discreet accents. It must be worn with a stock and pin, choker, or tie. If an Athlete competes without a jacket, the Athlete must wear a shirt with sleeves and a collar tucked into riding breeches. It may be any color or design and may have tasteful and discreet accents. No neckwear is permitted.
   d. Gloves. Gloves are optional and may be a dark color, tan, beige, or white.
   e. Breeches or jodphurs. Light color or white is permitted.

f. Boots. Black, brown, or other dark hue, modest piping of a different color is permitted. Full chaps are not permitted. Half-chaps must be black or brown and full grain, smooth leather with matching leather boots.

8. DRESS COMPLIANCE. Appointed personnel should inspect whips and spurs before any phase. The appointed personnel may refuse permission for an Athlete to start the phase whose whip or spurs are not permitted. The appointed personnel must immediately report the suspected violation to the Ground Jury, or Technical Delegate if the Ground Jury is unavailable, for confirmation. An Athlete who competes with an illegal whip or spurs must be Eliminated. An Athlete who competes with prohibited dress in the Cross-Country and Show Jumping phases may be penalized by Technical Elimination or issued a Yellow Warning Card, at the discretion of the Ground Jury. See EV120 for Dressage.
9. EXTREME WEATHER. At temperatures above 85°F, a heat index above 85°, or at the discretion of the Ground Jury or the Organizer, Athletes competing at the Preliminary, Intermediate, and Advanced levels may be permitted to compete without jackets, in the Dressage and/or Show Jumping phases. In such cases, Athletes must wear a long or short sleeved shirt of any color and design; tasteful and discreet accents, such as a collar, cuff, piping is acceptable without neckwear. Members of the armed and police forces may ride in their summer uniforms. In inclement weather, Athletes may wear a windbreaker jacket or raincoat over their clothing; their number must be visible.

BOD 06/17/2025 Effective 12/01/2025

SUBCHAPTER EV-10 SADDLERY

See also Annex 1 posted on the Federation website for additional information on permitted saddlery for national Events.

1. EXERCISE AREAS. The following restrictions begin at 3:00 p.m. of the day prior to the start of the entire competition and continue throughout the duration of the event. The following are compulsory: an English type saddle and any form of bridle, including double bridle, snaffle, gag or hackamores. Running martingales with rein stops, Irish martingales, bit guards, boots, bandages, fly shields, nose covers, and seat covers are permitted. Side reins are permitted only while lunging an unmounted horse, as are running reins and chambons. Other martingales, any form of gadget (such as a bearing, running or balancing reins, etc.) and any form of blinkers, are forbidden, under penalty of disqualification.
2. DRESSAGE TEST.
   a. The following are compulsory: an English type saddle and a permitted bridle.
   b. A double bridle with cavesson noseband, i.e. bridoon and curb bits with curb chain (made of metal or leather or a combination), is permitted for some tests. Cover for curb chain can be made of leather, rubber or sheep skin.
      1. Cavesson noseband may never be so tightly fastened as to harm the horse.
      2. Lipstrap and rubber or leather covers for the curb chain are optional.
      3. Bridoon and curb must be made of metal or rigid plastic and may be covered with rubber/latex (flexible rubber bridoons and/or curbs are not allowed).
      4. The lever arm of the curb bit is limited to 10 cm (length below the mouth piece).
      5. The upper cheek must not be longer than the lower cheek.
      6. If the curb has a sliding mouthpiece, the lever arm of the curb bit below the mouthpiece must not measure more than 10 cm when the mouthpiece is in the uppermost position.
      7. The diameter of the ring of the bridoon and/or curb must be such as to not hurt the horse.
      8. Minimum diameter of mouthpiece to be twelve millimeters (12mm) for the curb bit and ten millimeters (10mm) for bridoon bit.
   c. A rounded snaffle bit made of metal, leather, rubber, or plastic material is permitted for all tests and may be covered with rubber/latex. The reins must be attached to the bit.
   d. It may have a cavesson noseband, dropped noseband, crossed noseband, or flash noseband.
      1. The noseband must be made entirely of leather or leather like material, except for a small disc of

sheepskin, which may be used in the intersection of the two leather straps of a crossed noseband.

e. A breast plate may be used.

f. Martingales, bit guards, any kind of gadgets (such as bearing, side, running or balancing reins, etc.), reins with any loops or hand attachments, and any form of blinkers, including earmuffs, earplugs, hoods, fly masks, goggles, and seat covers are, under penalty of Technical Elimination, strictly forbidden.

g. Any kind of boots or leg bandages are prohibited in the areas around the arena and inside the arena. The boots and/or bandages must be removed before entering the space around the Competition arena or the Athlete will be penalized. See EV119.2.

h. Shoes (with or without cuffs) that are attached with nails or glue or wraps that do not extend past the hair line of the hoof are permitted.

i. Ear hoods are permitted for all Tests and may also provide noise reduction. However, ear hoods must allow for ears to move freely and must not cover the horse's eyes and ear plugs are not permitted (exception for prize giving ceremonies). The ear hoods should be discreet in color and design. Ear hoods may not be attached to the noseband.

j. Nose nets are permitted under the following conditions:

1. The entry must be accompanied by a letter signed by the horse's veterinarian on letterhead, stating that the horse has been diagnosed with head shaking syndrome and that the horse's condition is improved with the use of a nose net.
2. The Nose net must be made of a transparent material and cover only the top half of the muzzle, not the bit or the horse's mouth.

k. A neck strap or pommel strap may be used. The strap must be made primarily of leather.

l. Saddle pads may be any single color. Contrast trim and piping are permitted. Striped or multi-colored pads are prohibited.

3. CROSS-COUNTRY PHASE AND JUMPING PHASE.

a. The following are compulsory: an English type saddle and bridle or hackamore. Any form of blinkers, fly masks, and goggles, are forbidden.

b. Only unrestricted running martingales with rein stops or Irish martingales are allowed. Reins must be free of any loops or hand attachments and must be attached to the bit(s) or directly to the bridle. Exception: u-shaped bit converters may be used so that a bit designed for use with two reins may be controlled with a single rein. Gags or hackamores are allowed. In the interest of safety, the stirrup iron and stirrup leathers must hang free from the bar of the saddle and outside the flap. Any device or gadget that does not allow an immediate and unrestricted separation of the Athlete from the horse in case of a fall is forbidden. There must be no other restrictions or attachments of any kind.

4. INSPECTION OF SADDLERY.

a. A steward should be appointed to check the saddlery of each horse before it enters the arena or starts a Test.

b. In the Dressage Test, the checking of the bridle must be done with the greatest caution. When bit inspections require actual contact with the inside of the horse's mouth, the inspector must use a clean protective glove for each horse. If the competitor so requests, the bridle and bit may be checked immediately after the test has been completed. However, should the bridle or bit in such a case be found not to be permitted, the competitor must be penalized by a Technical Elimination.

BOD 06/17/2025 Effective 12/01/2025

APPENDICES

APPENDIX 1 - LEVELS OF HORSE TRIALS

1. Beginner Novice—The Beginner Novice level is designed to introduce green Horses and Athletes to Horse Trials. Beginner Novice is intended for Athletes and Horses that have experience in schooling Events in all three phases. The goal is an educational experience to build confidence and a desire to progress.
   a. Dressage: Athletes should be prepared to do a walk, trot and canter Dressage test with 20 m figures and a halt.
   b. Cross-Country: Obstacles, solid in appearance, with ground lines where appropriate to enhance the fence profile.
      1. There must be no Obstacles before or after a water crossing within 78 ft (25 m) before and 54 ft (16 m) after.
      2. A step up and down, but not in combination, may be included.
      3. Ditches must be riveted and include a visible ground line with rounded edges and is at least 6 in (15 cm) above grade.
      4. The track of the course must avoid turns of less than a 20 m radius.
      5. The course must not include more than one combination composed of two elements, where the Obstacles must be a minimum of 33 ft apart or 54 ft after a ditch or step up.
   c. Show Jumping: The course should be inviting and straightforward, preferably with lines of 82 ft or more and may include only one double set on two strides, a minimum of 34 ft, which may include only one oxer at the “a” element of the combination.
      1. Liverpools are prohibited at this level.
2. Novice—The Novice level is a continuing introduction to Horse Trials. It is designed for Athletes and Horses with some experience at lower levels or for experienced Athletes and Horses who are new to the discipline.
   a. Dressage: Athletes should be prepared to do a walk, trot, and canter Dressage test with 20 m figures, and a halt.
   b. Cross-Country: Obstacles, solid in appearance, with ground lines where appropriate to enhance the fence profile.
      1. Obstacles in combinations should be a minimum of 33 ft apart, and an Obstacle after a ditch or step up at no less than 42 ft apart.
      2. Steps in combination may include: a step up followed by a step down at a minimum of 30 ft, two steps up at a minimum of 33 ft, or an Obstacle after a step up at a minimum of 30 ft.
      3. Water Obstacles may include a step or single Obstacle out of water or a single Obstacle 45 ft before the water and a single Obstacle 30 ft after water.
   c. Show Jumping: The course should be inviting and straightforward, preferably with lines of 82 ft or more and must only include one or two doubles, set on two strides of a minimum of 34 ft. Each combination may only include one oxer at the “a” element of the combination.
      1. Liverpools are prohibited at this level.
3. Training—The Training level is an elementary examination of Athletes and Horses with some experience and training.
   a. Dressage: The test may ask for further development of the basic gaits, including lengthening at the trot and canter, as well as 10 m trot and 15 m canter figures.
   b. Cross-Country: The course may include:
      1. Combinations with upright Obstacles a minimum of 24 ft from one another, and an Obstacle before and/or after a ditch at a minimum of 30 ft.
      2. Steps in combination may include: a step down followed by a step up at a minimum of 30 ft, two steps down a minimum of 18 ft, two steps up at a minimum of 18 ft, or Obstacle after a step up a minimum of 18 ft.

    3. Water may include an Obstacle into water or a jump out of water or an Obstacle jumped from water to water.
  c. Show Jumping: The course must include two doubles or a simple triple combination in the second part of the course with only one oxer.
    1. If the oxer is at the “b” or “c” elements of any combination it should be set on two strides at a minimum of 35 ft.
    2. The course should intro-duce simple technical questions with some related Obstacles set at a minimum of 70 ft.
    3. If a liverpool is used it must be built as a vertical over the center of the liverpool tray and a straight forward alternative Obstacle must be offered.
4. Modified: The Modified level is for the Training level horse with the intention of progressing to the FEI CCI1* and/or Preliminary level.
  a. Dressage: The test may include medium paces at the trot and canter, as well as the introduction of leg yielding, and simple changes.
  b. Cross-Country: The course should introduce tests of accuracy, agility, boldness, control, judgment and jumping ability.
  c. Show Jumping: The course must include two doubles, or a double and a triple combination.
    1. If a triple combination is used, it should be in the second part of the course and with only one oxer.
    2. It should be more techni-cal than the Training level with any related Obstacles set at a minimum of 70 ft.
5. Preliminary: The Preliminary level is a moderate examination of Athletes and Horses in a regular training program preparing for the FEI CCI2* and/or the Intermediate level.
  a. Dressage: The test may include medium paces at the trot and canter, as well as the introduction of leg yielding, shoulder in, rein back, and simple changes.
  b. Cross-Country: The course should include tests of accuracy, agility, boldness, control, judgment and jumping ability. Obstacles may be on a bounce distance.
  c. Show Jumping: The course must include two or three doubles; or a double and a triple combination.
    1. The course should be more technical than the Modified level and may require lengthening or shortening of stride.
6. Intermediate: The Intermediate level is an examination of increasing technical difficulty, preparing Athletes and Horses for CCI3* and/or the Advanced level.
  a. Dressage: The test may include canter to halt and walk to canter transitions, as well as turns on the haunches, simple changes, counter canter, and half pass.
  b. Cross-Country: The course should now combine in more elaborate settings the tests introduced at the Preliminary level, such as combinations with more than one question to be solved.
  c. Show Jumping: The course must include a double and a triple combination; or three doubles, with more related distances, and technical questions than the Preliminary course.
7. Advanced: The Advanced level is the highest national level of Horse Trials. It offers tests of significant difficulty designed to prepare Athletes and Horses for either the FEI CCI4* or CCI5* level.
  a. Dressage: The test may include extensions in all three paces, half pass at the trot and/or canter, and single flying changes.
  b. Cross-Country: The course should clearly be a test of boldness and scope as it combines size with technical difficulty.
  c. Show Jumping: The course must include either a double and a triple combination; or three doubles. The course must be the most technical division of the national Event.

BOD 06/17/2025 Effective 12/01/2025

APPENDIX 2 - PARTICIPATION IN HORSE TRIALS

An Athlete and/or a Horse may be entered in a Horse Trial without having fulfilled the qualifications noted below, provided the qualifications are fulfilled within the following timeframes:

- At least 10 days before the Cross-Country phase of the Event for which it is needed if the Minimum Eligibility Requirement (MER) has been achieved at a Horse Trial or CCI-S
- At least 24 days before the Cross-Country phase of the Event for which it is needed if the MER has been achieved at a CCI-L.
- For the USEA American Eventing Championships, qualifications must be fulfilled by the closing date (See EV110.4).

1. SECTIONS

1.1 JUNIOR (J) - For competing in national Horse Trials, Athletes may compete as Juniors through the end of the calendar year of their 18th birthday.

1.2 YOUNG RIDER (YR) - Open to Athletes from the beginning of the calendar year of their 16th birthday through the end of the calendar year of their 21st birthday.

1.3 AMATEUR (A) The following may participate in Events as an Amateur: Any Athlete in possession of a valid Amateur card issued by the Federation; or any Senior USEA member who competes in the Training, Novice, or Beginner Novice level who meets the requirements of GR1306. Individuals declaring such status must present, upon demand, an audited financial statement in support of the claim of eligibility; failure to do so will be deemed a violation. Misrepresentation of eligibility under this provision will subject an individual to disciplinary action under GR1307.6, GR1307.8, and GR1308.3. Amateur certification under this provision is valid for Events only and does not confer Amateur status for participation in any other Breed or Discipline.

1.4 For the purposes of this rule, in differentiating eligibility for Horse and Rider sections, FEI divisions are considered one level higher than the equivalent national division, (e.g., CCI2* is one level higher than the Preliminary level). An Athlete who has completed an Advanced is not eligible to compete as an Intermediate Rider.

1.5 RIDER (R) - Open to Athletes who have not completed an Event above the next highest level in the 5 years preceding the date of the Event E.g., a Novice Rider may have completed an Event at Training level, but not Modified or higher in the 5 years preceding the date of the Event; a Training Rider may have completed an Event at the Modified level, but not the Preliminary level or higher in the 5 years preceding the date of the Event.

1.6 HORSE (H) - Open to Athletes of any age, the Horse must not have completed an Event above the next highest level. E.g., a Novice Horse may have completed an Event at Training level, but not Modified or higher; a Training Horse may have completed an Event at Modified level, but not Preliminary level or higher.

1.7 YOUNG HORSE (YH) - Open to Athletes of any age, the Horse may not have competed above the level and meets the following age restrictions:
a. Novice - four or five years of age.
b. Training - four or five years of age.
c. Modified - five or six years of age.
d. Preliminary - five or six years of age.
e. Intermediate - six or seven years of age.
f. Advanced - six or seven years of age.

1.8 OPEN (O) - Both Horse and Athlete may have competed at any level.

1.9 CHAMPIONSHIP (CH) - Open to all qualified Athletes on qualified Horses.

1.10 OTHER - Restricted by breed or other designation as defined by Organizing Committee, approved by the Federation and USEA, and designated in the Omnibus listing.

2. DEFINITIONS

2.1 Completion: To complete the entire Horse Trial with a numerical score.

2.2 MININUM ELIBIBILITY REQUIREMENT (MER)

2.2.1 When achieved at a National Horse Trials an MER is achieved by completing the entire Horse Trial and scoring.
-Not more than 45 penalty points in the Dressage Test; and
-No jumping penalties at Obstacles on the Cross-Country phase unless specified otherwise, and
-Not more than 75 seconds (30 penalty points) exceeding the Optimum Time; and
-Not more than 16 penalties at Obstacles in the Show Jumping phase.
-25 penalty points received for Dangerous Riding will not achieve a national MER. Exceptions to the national qualification requirements noted below for the Advanced, CCI4*, and CCI5* levels may only be approved by an Ad Hoc Committee of the ESC. Requests for exceptions should be made 14 days prior to the closing date for the Advanced level and 14 days prior to the definite entry date for the CCI4* and CCI5* levels.

Exceptions for MERs: The first activation of a frangible device (11 penalties) or one missed marker (9 penalties) will maintain the MER result on Cross-Country.

2.2.2 When achieved at an FEI competition an MER is achieved by completing the entire Horse Trial and scoring (see Article 517 of the FEI Eventing Rules).
-Not more than 45 penalty points in the Dressage Test; and
-No jumping penalties at Obstacles on the Cross-Country phase unless specified otherwise, and
-Not more than 75 seconds (30 penalty points) exceeding the Optimum Time for the for CCI1*, CCI2*, CCI3*, and CCI4* levels and 100 seconds (40 penalty points) exceeding the Optimum Time for the CCI5* level; and
-Not more than 16 penalties at Obstacles in the Show Jumping phase.

2.2.3 All MERs obtained in previous years will be counted according to the rules in place at that time.

2.3 UNCATEGORIZED ATHLTETE: Athletes who have not been categorized through proven competence at certain levels of competition per Article 520 of the FEI Eventing Rules for the purpose of determining Athlete eligibility for International Horse Trials and Events.

2.4 CATEGORIZED ATHLETE: Athletes who have been categorized through proven competence at certain levels of competition (i.e., A Athletes, B Athletes, etc.) by the FEI per Article 520 of the FEI Eventing Rules for the purpose of determining Athlete eligibility for International Horse Trials and Events.

2.5 ESTABLISHMENT OF QUALIFICATION. When a Horse and/or Athlete obtains a MER at a level, they are “established” (i.e., qualified to compete) at that level. This establishment does not expire; however, a Horse and/or Athlete who are established at a level but who have not obtained an MER for over 12-months must achieve an MER at the next lowest height level to renew their establishment at a level.

3. LEVELS OF HORSE TRIALS AND EVENTS

All Minimum Eligibility Requirements (MER), must be obtained within a 4-year period. One MER must be obtained within 12 weeks of the Event for which it is needed when moving from one level to the next. Athletes with 20 or more MERs in the previous 4-year-period, at the level they are moving up to, are exempt from having to obtain one MER within 12 weeks.

Classic Three-Day Events qualifying competitions must be completed within a 24-month period prior to the start of the Event.

All MER requirements for Modified, Preliminary, Intermediate, and Advanced levels are required for Horses and Athletes to move from one level to the next. After obtaining an MER at the level or above Horses and Athletes are established at the level. Horses and Athletes having achieved an MER at the level and have not obtained an MER at the level in over 12-months must achieve a MER at the next lowest height level.

3.1 BEGINNER NOVICE (BN) - Open to Athletes of any age, on Horses four years of age and older.

3.2 NOVICE (N) - Open to Athletes of any age, on Horses four years of age or older.

3.3 TRAINING (T) - Open to Athletes of any age, on Horses four years of age or older.

3.3.1 TRAINING CLASSIC THREE-DAY EVENT- Open to Athletes of any age, on Horses four years of age or older. Both the Athlete and the Horse as a combination must achieve one or more MERs at Horse Trials at the Training level or higher. An Athlete established at the Preliminary level may compete on a

Horse which has obtained two MERs at the Training level or higher. Qualifying Events must be completed within a 24-month period prior to the start of the Classic Three-Day Event.

3.4 MODIFIED (M) – Open to Athletes of any age, on Horses four years of age or older. The Athlete must have obtained an MER at two Horse Trials at the Training level or higher.

3.4.1 MODIFIED CLASSIC THREE-DAY EVENT- Open to Athletes of any age, on Horses five years of age or older. Both the Athlete and the Horse as a combination must achieve one or more MERs at Horse Trials at the Training level or higher or one at the Modified level or higher. An Athlete established at the Preliminary level may compete on a Horse which has obtained two MERs at the Training level or higher. Qualifying Events must be completed within a 24-month period prior to the start of the Classic Three-Day Event.

3.5 PRELIMINARY (P) - Open to Athletes from the beginning of the calendar year of their 14th birthday, on Horses five years of age or older. The Athlete must have obtained an MER at six Horse Trials at the Training level or higher. The Athlete must have obtained an MER at five Horse Trials at the Training level or higher and an MER at one Horse Trial at the Modified level or higher. The Horse must have obtained an MER at four Horse Trials at the Training level or higher: One of the four MERs must be as a combination. Athletes with more than 10 MERs at the Preliminary level or higher are exempt from one MER in combination. Athletes with 20 or more MERs at the Preliminary level or higher: The Horse must have obtained an MER at two Horse Trials at the Training level or higher or one MER at a Horse Trial at the Training level or higher in combination with the Athlete.

3.5.1 PRELIMINARY CLASSIC THREE-DAY EVENT- Open to Athletes beginning the calendar year of their 14th birthday, on Horses five years of age or older. Both the Athlete and the Horse as a combination, must achieve one or more MERs at the Preliminary level or higher. Qualifying Events must be completed within a 24 month period prior to the start of the Classic Three-Day Event.

3.6 INTERMEDIATE (I) - Open to Athletes from the beginning of the calendar year of their 16th birthday, on Horses six years of age or older. The Athlete must have obtained an MER at six Horse Trials at the Preliminary level or higher. The Horse must have obtained an MER at four Horse Trials at the Preliminary level or higher: One of the four MERs must be as a combination. Athletes with more than 10 MERs at the Intermediate level or higher are exempt from one MER in combination.

3.7 ADVANCED (A) - Open to Athletes from the beginning of the calendar year of their 18th birthday, on Horses six years of age or older. The Athlete must have obtained an MER at six Horse Trials at the Intermediate level or higher. The Horse must have obtained an MER at four Horse Trials at the Intermediate level or higher: One of the four MERs must be as a combination. Athletes with more than 10 MERs at the Advanced level or higher are exempt from one MER in combination.

4. LEVELS OF INTERNATIONAL HORSE TRIALS AND EVENTS

4.1 UNCATEGORIZED ATHLETES
Listed below are the Federation requirements to compete in an FEI competition. Additionally, Horses and Athletes must meet the FEI MERs, which must be achieved by the Athlete and Horse as a combination. Federation requirements do not need to be achieved as a combination.

Where FEI requirements refer to a “CCI” this may be satisfied by achieving an MER at a CCI-L or CCI-S of the level stated. When multiple MERs are required, one of the MERs can be achieved incurring 20 jumping penalties at the Obstacles of the Cross-Country phase.

At the CCI1* level and above, at least one MER must be obtained in the 12-month period prior to the competition. E.g. a Horse and/or Athlete who have achieved a MER at a CCI4* level of competition and who have not obtained an MER for over 12-months must first achieve a MER at the next lowest height level.

4.1.1 CCI1* Both the Athlete and the Horse, though not necessarily as a combination, must have achieved 1 MER at the Modified level or higher.

	FEI Requirements	Federation Requirements
CCI1*		1 Modified or higher (MER)

4.1.2 CCI2*-S Both the Athlete and the Horse, though not necessarily as a combination, must have achieved 1 MER at the Preliminary level or higher.

	FEI Requirements	Federation Requirements
CCI2*-S		1 Preliminary or higher (MER)

4.1.3 CCI2*-L Both the Athlete and the Horse, though not necessarily as a combination, must have achieved 3 MERs at the Preliminary level or higher plus and additional MER at the Preliminary level or higher with no more than 20 jumping penalties on the Cross-Country phase.

	FEI Requirements	Federation Requirements
CCI2*-L		3 Preliminary or higher (MER) 1 Preliminary or higher (MER)-with no more than 20 jumping penalties at Obstacles on the Cross-Country phase

4.1.4 CCI3*-S The Athlete and the Horse must have met the FEI MERs, as a combination. For Federation requirements, both the Athlete and the Horse, though not necessarily as a combination, must have achieved 2 MERs at the Preliminary level or higher plus an additional MER at the Preliminary level or higher with no more than 20 jumping penalties at Obstacles on the Cross-Country phase, plus 1 MER at the Intermediate level or higher.

	FEI Requirements	Federation Requirements
CCI3*-S	1 CCI2*-S	2 Preliminary or higher (MER)+ 1 Preliminary or higher (MER)with no more than 20 jumping penalties at Obstacles on the Cross-Country phase + 1 Intermediate or higher (MER)

4.1.5 CCI3*-L The Athlete and the Horse must have met the FEI MERs, as a combination. For Federation requirements, both the Athlete and the Horse, though not necessarily as a combination, must have achieved 2 MERs at the Intermediate level or higher.

	FEI Requirements	Federation Requirements
CCI3*-L	2 CCI3*-S and (1 CCI2*-L or 1 CCI3*-S)	2 Intermediate or higher (MER)

4.1.6 CCI4*-S The Athlete and the Horse must have met the FEI MERs, as a combination. For Federation requirements, both the Athlete and the Horse, though not necessarily as a combination, must have achieved 2 MERs at the Intermediate level or higher.

	FEI Requirements	Federation Requirements
CCI4*-S	3 CCI3*-S	2 Intermediate or higher (MER)

4.1.7 UNCATEGORIZED ATHLETES OR “D” OR “C” ATHLETES

CCI4*-L The Athlete and the Horse must have met the FEI MERs, as a combination. For Federation requirements, both the Athlete and the Horse though not necessarily as a combination, must have achieved one MER at the Advanced level or higher.

	FEI Requirements	Federation Requirements
CCI4*-L	2 CCI3*-L + 1 CCI4*-S or 1 CCI3* -L + 2 CCI4*-S	1 Advanced HT or higher (MER)

4.1.8 CCI5*-L UNCATEGORIZED ATHLETES OR “D” OR “C” ATHLETES

Both the Athlete and the Horse must have met the FEI MERs, as a combination.

	FEI Requirements	Federation Requirements
CCI5*-L	2 CCI4*-L + 3 CCI4* -S	The Athlete and Horse must have met the FEI MERs

4.2 CATEGORIZED ATHLETES

Listed below are the Federation requirements to compete in an FEI competition. Additionally, Horses and Athletes must meet the FEI MERs, which must be achieved as a combination unless otherwise stated. Federation requirements do not need to be achieved as a combination. When multiple MERs are required, one of the MERs can be achieved incurring 20 jumping penalties at the Obstacles of the Cross-Country phase.

At the CCI1* level and above, at least one MER must be obtained in the 12-month period prior to the competition. E.g. a Horse and/or Athlete who have achieved a MER at a CCI4* level of competition and who have not obtained an MER for over 12-months must first achieve a MER at the next lowest height level.

4.2.1 CCI1*. There are no requirements for Horses ridden by categorized Athletes at this level.

4.2.2 CCI2*-S There are no requirements for Horses ridden by categorized Athletes at this level.

4.2.3 CCI2*-L The Horse must have achieved 3 MERs at the Preliminary level or higher plus an additional MER at the Preliminary level or higher with no more than 20 jumping penalties at Obstacles on the Cross-Country phase.

	Athlete Category	FEI Requirements	Federation Requirements
CCI2*-L	A-B-C-D		3 Preliminary or higher (MER) + 1 Preliminary or higher (MER) with no more than 20 jumping penalties at Obstacles on the Cross-Country phase.

4.2.4 CCI3*-S The Horse must have achieved 3 MERs at the Preliminary level or higher plus an additional MER at the Preliminary level or higher with no more than 20 jumping penalties at Obstacles on the Cross-Country phase.

	Athlete Category	Federation Requirements
CCI3*-S	A-B-C-D	3 Preliminary or higher (MER) + 1 Preliminary or higher (MER) with no more than 20 jumping penalties at Obstacles on the Cross-Country phase.

4.2.5 CCI3*-L For “D” categorized Athletes, the Athlete and the Horse must have met the FEI MERs, as a combination. For Federation requirements, both the Athlete and the Horse, though not necessarily as a combination, must have achieved 2 MERs at the Intermediate level or higher.

For “A, B & C” categorized Athletes, the horse must have achieved 2 MERs at the Intermediate level or higher.

	Athlete Category	FEI Requirements	Federation Requirements
CCI3*-L	D	1 CCI2*-L or 1 CCI3*-S	2 Intermediate or higher (MER)
CCI3*-L	A-B-C	1 CCI2*-L or 1 CCI3*-S (Horse Only)	2 Intermediate or higher (MER)

4.2.6 CCI4*-S All “C” & “D” categorized Athletes must meet the eligibility requirements for uncategorized Athletes (see 4.1.6). For A & B Athletes, the Horse must have achieved 2 MERs at the Intermediate level or higher.

	Athlete Category	FEI Requirements	Federation Requirements
CCI4*-S	A-B	1 CCI3* (Horse only)	2 Intermediate or higher

4.2.7 CCI4*-L All “C & D” categorized Athletes must meet the eligibility requirements for uncategorized Athletes (see 4.1.7). For “A & B” categorized Athletes, the Horse must have achieved 1 MER with no more than 20 jumping penalties at Obstacles on the Cross-Country phase at a CIC4*-S or higher.

	Athlete Category	FEI Requirements	Federation Requirements
CCI4*-L	A-B	1 CCI3*-L (Horse Only)	1 CCI4*-S or higher with no more than 20 jumping penalties at Obstacles on the Cross-Country phase.

4.2.8 CCI5*-L All “C” & “D” categorized Athletes must meet the eligibility requirements for uncategorized Athletes (see 4.1.8). For “A & B” categorized Athletes, both the Athlete and the Horse must have met the FEI MERs, as a combination.

	Athlete Category	FEI Requirements	Federation Requirements
CCI5*-L	B	1 CCI4*-L + 3 CCI4*	The Athlete and Horse must have met the FEI MERs
CCI5*-L	A (with Horses which have not achieved a MER at CCI5*-L)	1 CCI4*-L (as a combination)	1 Advanced Horse Trial or higher
CCI5*-L	A (with Horses which have achieved a MER at a CCI5*-L)	2 CCI4*-S (as a combination)	1 Advanced Horse Trial or higher

BOD 01/18/2026 Effective 02/01/2026

APPENDIX 3 - SPECIFICATIONS FOR HORSE TRIALS

For other specifications, such as depth of water, widths of water crossings, etc., See EV145.

	Beginner Novice	Novice	Training	Modified	Preliminary	Intermediate	Advanced
Dressage							
Federation Eventing Tests	BN A BN B	Novice A Novice B	Training A Training B	Modified A Modified B Modified C	Preliminary A Preliminary B Preliminary C	Intermediate A Intermediate B Intermediate C	Advanced A Advanced B
Cross-Country							
Distances	1400 - 2000m	1600 - 2200m	2000 - 2600m	2200m - 3000m	2200 - 3120m	2600 - 3575m	3200 - 3990m
Speeds Optimum Time	300 - 350mpm	350 - 400mpm	420 - 470mpm	490mpm	520mpm	550mpm	570mpm
Speed Faults	420mpm	450mpm	520mpm	N/A	N/A	N/A	N/A
Efforts	14-18	16-20	20-24	22-28	22-30	26-34	32-40
Heights Fixed Brush	.80m (2’7”) .91m (3’)	.90m (2’11”) 1.10m (3’7”)	1.00m (3’3”) 1.20m (3’11”)	1.05m (3’5”) 1.25m (4’1”)	1.10m(3’7”) 1.30m(4’3”)	1.15m (3’9”) 1.35m (4’5”)	1.20m (3’11”) 1.40m (4’7”)
Spreads Highest Point Base Without Height	84m (2’9”) 1.22m (4’) 1.22m (4’)	1.00m (3’3”) 1.50m (4’11”) 2.00m (6’7”)	1.20m (3’11”) 1.8m (5’11”) 2.40m (7’11”)	1.30m (4’3”) 2.04m (6’5”) 2.6m (8’6”)	1.40m (4’7”) 2.10m (6’11”) 2.80m (9’2”)	1.60m (5’3”) 2.40m (7’11”) 3.20m (10’6”)	1.80m (5’11”) 2.70m (8’10”) 3.60m (11’10”)
Drops	1.01m (3’3”)	1.20m (3’11”)	1.40m (4’7”)	1.5m (4’11”)	1.60m (5’3”)	1.80m (5’11”)	2.00 (6’7”)
Show Jumping							
Lengths	Maximum 600m	Maximum 600m	Maximum 600m	Maximum 600m	Maximum 600m	Maximum 600m	Maximum 600m
Speeds	300mpm	320mpm	325mpm	325mpm	350mpm	350mpm	375mpm
Efforts	9-11	9-11	10-12	10-13	11-13	12-14	13-15
Heights	.80m (2’7”)	.90m (2’11”)	1.0m (3’3”)	1.05m (3’5”)	1.10m (3’7”)	1.20m (3’11”)	1.25m (4’1”)
Overall Spreads of Oxers	1.00m (3’3’’)	1.10m (3’7”)	1.20m (3’11”)	1.25m (4’1”)	1.30m (4’3”)	1.40m (4’7”)	1.45m (4’9”)
Overall Spreads of Triple Bar	1.20m (3’11”)	1.30m (4’3”)	1.40m (4’7”)	1.45m (4’9”)	1.50m (4’11”)	1.60m (5’3”)	1.65m (5’5”)

APPENDIX 4 - SPECIFICATIONS FOR CLASSIC THREE DAY EVENTS

1. Objective - Classic Three-Day Events provide experience for Athletes and Horses in the four-phase Cross-Country test.
2. Participation - A Horse may be entered in a Classic Three-Day Event without having fulfilled the qualifications noted in Appendix 2 provided the qualifications have been fulfilled by the closing date for entries.
3. Specifications for speed, time, distance, and efforts are in the table below.
4. Dimensions - For Cross-Country and Show Jumping Obstacles - see Appendix 3.

© USEF 2026

	Training	Modified	Preliminary
Dressage:			
USEF Eventing Tests	Training 3D - Standard	Modified 3D Standard	Preliminary 3D - Standard.
Phase A:			
Distance	2200-3520m	2640-3960m	3520-4400m
Speed	220 mpm	220 mpm	220 mpm
Time	10-16 minutes	12-18 minutes	16-20 minutes
Phase B:			
Distance	1250-1560m	1650-1925m	1710-2240m
Speed	500-520 mpm	550 mpm	570-640 mpm
Time Fault	600 mpm	N/A	N/A
Time	2.5 or 3 minutes	3 or 3.5 minutes	3 or 3.5 minutes
Jumping Efforts	4-6	5-7	5-7
Fixed Part Maximum	2’11”	3’2”	3’3”
Total Height Including Brush	3’11”	4’1”	4’3”
Phase C:			
Distance	2400-5500m	2880-6160m	3200-6600m
Speed	160 or 220 mpm	160 or 220 mpm	160 or 220 mpm
Time	15-25 minutes	18-28 minutes	20-30 minutes
Phase D:			
Distance	2250-3150m @ 450 mpm or 2350-3290m @ 470 mpm	2695-3675m	3120-4160m
Speed	450 mpm or 470 mpm	490 mpm	520 mpm
Speed Fault	520 mpm	N/A	N/A
Time	5-7 minutes	5.5-7.5 minutes	6-8 minutes
Jumping Efforts	20-28 No more than one effort per commenced 120m @ 470 mpm. No more than one effort per commenced 110m @ 450 mpm.	24-30 No more than one effort per commenced 130m.	24-32 No more than one effort per commenced 130m.
XC Heights and Spreads	Same as H.T. level. Refer to Appendix 3.	Same as H.T. level. Refer to Appendix 3.	Same as H.T. level. Refer to Appendix 3.
Show Jumping:			
Distance	600m	600m	600m
Speed	325 mpm	325 mpm	350 mpm
Jumping Efforts	10-12	10-13	11-13
Height	1.0m (3’3”)	1.05m (3’5”)	1.10m (3’7”)
Overall Spread of Triple Bars	1.40m (4’7”)	1.45m (4’9”)	1.50m (4’11”)

© USEF 2026

APPENDIX 5 – USEF/USEA EVENTING COMPETITION STANDARDS

Approved 05.26.2020

VENUE INFRASTRUCTURE	Beginner Novice/ Novice/Training	Modified/Preliminary	FEI: CCI1*/CCI2*-L/CCI2*-S	Intermediate/Advanced	FEI: CCI3*-L/CCI3*-S	FEI: CCI4*-S/CCI4*-L/CCI5*-L
Restrooms (one per 25 horses/per day or cleaned daily)	REQUIRED	REQUIRED	REQUIRED	REQUIRED	REQUIRED	REQUIRED
Veterinarian	On site for cross country and jumping phases (USEF EV155)	On site for cross country and jumping phases (USEF EV155)	On site for entire competition (FEI Eventing Article 1.4)	On site for cross country and jumping phases(USEF EV155)	On site for entire competition (FEI Eventing Article 1.4)	On site for entire competition (FEI Eventing Article 1.4)
Qualified Farrier (USEF EV163.6)	ON CALL	On site for cross country and jumping phases	Not required per rules but strongly recommended	On site for cross country and jumping phases	Not required per rules but strongly recommended	Not required per rules but strongly recommended
Ambulance	ON CALL	ON CALL	On site for cross country and jumping phases (FEI Eventing Annex D.3)	ON CALL	On site for cross country and jumping phases (FEI Eventing Annex D.3)	On site for cross country and jumping phases (FEI Eventing Annex D.3)
Medical Personnel	Requirements per USEF EV138.4	Requirements per USEF EV138.4	Requirements per FEI Eventing Annex D	Requirements per USEF EV138.4	Requirements per FEI Eventing Annex D	Requirements per FEI Eventing Annex D
Emergency Horse Transport: Ability to transport horse at competition site and to veterinary hospital off site	REQUIRED	REQUIRED	REQUIRED	REQUIRED	REQUIRED	REQUIRED
Physical scoreboard on site	REQUIRED	REQUIRED	REQUIRED	REQUIRED	REQUIRED	REQUIRED
Minimum stall size: 10'X10'	REQUIRED	REQUIRED	REQUIRED	REQUIRED	REQUIRED	REQUIRED
Minimum stall door opening of at least 90 degrees concurrently	REQUIRED	REQUIRED	REQUIRED	REQUIRED	REQUIRED	REQUIRED
Electrical outlets in stabling (Click for link and instructions to calculate heat index)	Strongly Recommended	Strongly Recommended	Required if competition's heat index is over 90 (as an average of the high from previous 3	Required if competition's heat index is over 90 (as an average of the high from previous 3	Required if competition's heat index is over 90 (as an average of the high from previous 3	Required if competition's heat index is over 90 (as an average of the high from previous 3
Lighting in Stabling	REQUIRED	REQUIRED	REQUIRED	REQUIRED	REQUIRED	REQUIRED
Wash area: Designated area with drainage and appropriate surface to prevent flooding	REQUIRED	REQUIRED	REQUIRED	REQUIRED	REQUIRED	REQUIRED
Adequate water supply (USEF GR1216.1)	REQUIRED	REQUIRED	REQUIRED	REQUIRED	REQUIRED	REQUIRED
COMMUNICATION	Beginner Novice/ Novice/Training	Modified/Preliminary	FEI: CCI1*/CCI2*-L/ CCI2*-S	Intermediate/Advanced	FEI: CCI3*-L/CCI3*-S	FEI: CCI4*-S/CCI4*-L/ CCI5*-L
Radios must be ample in number and effective (i.e. able to hold charge or enough to change out for charging).	REQUIRED	REQUIRED	REQUIRED	REQUIRED	REQUIRED	REQUIRED
Speakers in stabling area sufficient to communicate throughout stabling.	REQUIRED	REQUIRED	REQUIRED	REQUIRED	REQUIRED	REQUIRED
Speakers in parking area sufficient to communicate throughout parking area	REQUIRED	REQUIRED	REQUIRED	REQUIRED	REQUIRED	REQUIRED
Source for online competitor communication (list in Omnibus and post at show office)	REQUIRED	REQUIRED	REQUIRED	REQUIRED	REQUIRED	REQUIRED
DRESSAGE						
Warm-Up Arena(s)	Beginner Novice/ Novice/Training	Modified/Preliminary	FEI: CCI1*/CCI2*-L/ CCI2*-S	Intermediate/Advanced	FEI: CCI3*-L/CCI3*-S	FEI: CCI4*-S/CCI4*-L/CCI5*-L
Warm-up arena(s) must be within 250 feet from competition arena(s) (USEF EV135.2b)	REQUIRED	REQUIRED	REQUIRED	REQUIRED	REQUIRED	REQUIRED
Minimum size: 20,000 square feet, plus 10,000 additional square feet per additional competition arena using the same warm-up	REQUIRED	REQUIRED	REQUIRED	REQUIRED	REQUIRED	REQUIRED
Monitoring: If enclosed, the warm-up must be monitored.	REQUIRED	REQUIRED	REQUIRED	REQUIRED	REQUIRED	REQUIRED
Effective drainage: Ability to drain in order to maintain consistent footing (through installed drainage, grading or natural slope)	REQUIRED	REQUIRED	REQUIRED	REQUIRED	REQUIRED	REQUIRED
Sufficient staff to maintain footing (applies to surface and grass arenas)	REQUIRED	REQUIRED	REQUIRED	REQUIRED	REQUIRED	REQUIRED
Schedule to maintain footing with equipment appropriate to the type of footing to ensure quality (excludes grass)	REQUIRED: dragging	REQUIRED: dragging	REQUIRED: dragging	REQUIRED: dragging	REQUIRED: water and dragging	REQUIRED: water and dragging
Practice arena available: 60m x 20m (USEF EV142)	N/A	N/A	REQUIRED	N/A	REQUIRED	REQUIRED
Competition Arena(s)	Beginner Novice/ Novice/Training	Modified/Preliminary	FEI: CCI1*/CCI2*-L/CCI2*-S	Intermediate/Advanced	FEI: CCI3*-L/CCI3*-S	FEI: CCI4*-S/CCI4*-L/CCI5*-L
Effective drainage: Ability to drain in order to maintain consistent footing (through installed drainage, grading or natural slope)	REQUIRED	REQUIRED	REQUIRED	REQUIRED	REQUIRED	REQUIRED

Schedule to maintain arenas with equipment appropriate to the type of footing to ensure consistent footing (excludes grass)	REQUIRED: dragging	REQUIRED: dragging	REQUIRED: dragging	REQUIRED: dragging	REQUIRED: water and dragging	REQUIRED: water and dragging
CROSS COUNTRY						
Warm-Up	Beginner Novice/ Novice/Training	Modified/Preliminary	FEI: CCI1*/CCI2*-L/CCI2*-S	Intermediate/Advanced	FEI: CCI3*-L/CCI3*-S	FEI: CCI4*-S/CCI4*-L/CCI5*-L
Minimum size	25,000 square feet	30,000 square feet	30,000 square feet	35,000 square feet	35,000 square feet	35,000 square feet
Portable jumps must be secured as outlined in the USEF Eventing Rules (EV145.2a).	REQUIRED	REQUIRED	REQUIRED	REQUIRED	REQUIRED	REQUIRED
Schedule to maintain footing with equipment appropriate to the type of footing to ensure quality.	REQUIRED	REQUIRED	REQUIRED	REQUIRED	REQUIRED	REQUIRED
Ability to irrigate	N/A	N/A	N/A	N/A	N/A	REQUIRED
Jumps presented in a manner consistent with the jumps on course	REQUIRED	REQUIRED	REQUIRED	REQUIRED	REQUIRED	REQUIRED
Warm-up fences: minimum of one solid cross country fence and three show jumps, including one oxer (EV135.2.4)	REQUIRED	REQUIRED	REQUIRED	REQUIRED	REQUIRED	REQUIRED
Safety cups must be used per the USEF Eventing Rules (EV150.9)	REQUIRED	REQUIRED	REQUIRED	REQUIRED	REQUIRED	REQUIRED
Warm-up fences must be of good quality and in good repair	REQUIRED	REQUIRED	REQUIRED	REQUIRED	REQUIRED	REQUIRED
Course	Beginner Novice/ Novice/Training	Modified/Preliminary	FEI: CCI1*/CCI2*-L/CCI2*-S	Intermediate/Advanced	FEI: CCI3*-L/CCI3*-S	FEI: CCI4*-S/CCI4*-L/CCI5*-L
Footing maintenance plan that outlines year-round care and strategy for improvement	Strongly Recommended	Strongly Recommended	Strongly Recommended	Strongly Recommended	Strongly Recommended	REQUIRED
Footing aerated/aggravated as appropriate to ensure quality footing	N/A	N/A	N/A	REQUIRED	REQUIRED	REQUIRED
Sufficient staff to maintain footing (take off and landing) and repair fences in a timely manner	REQUIRED	REQUIRED	REQUIRED	REQUIRED	REQUIRED	REQUIRED
Privacy screens readily available	REQUIRED	REQUIRED	REQUIRED	REQUIRED	REQUIRED	REQUIRED
SHOW JUMPING						
Warm-Up Arena(s)	Beginner Novice/ Novice/Training	Modified/Preliminary	FEI: CCI1*/CCI2*-L/CCI2*-S	Intermediate/Advanced	FEI: CCI3*-L/CCI3*-S	FEI: CCI4*-S/CCI4*-L/CCI5*-L
Minimum size	16,000 square feet	20,000 square feet	20,000 square feet	20,000 square feet.	20,000 square feet.	20,000 square feet.
Ability to monitor warm-up to prevent overcrowding	REQUIRED	REQUIRED	REQUIRED	REQUIRED	REQUIRED	REQUIRED
Schedule to maintain footing with equipment appropriate to the type of footing to ensure quality (excludes grass)	REQUIRED	REQUIRED	REQUIRED	REQUIRED	REQUIRED	REQUIRED
Safety cups must be used per the USEF Eventing Rules (EV150.9)	REQUIRED	REQUIRED	REQUIRED	REQUIRED	REQUIRED	REQUIRED
Minimum of four warm-up fences: two verticals, two oxers (USEF EV135.2.d)	REQUIRED	REQUIRED	REQUIRED	REQUIRED	REQUIRED	REQUIRED
Fences must be of good quality and in good repair (USEF EV150.1)	REQUIRED	REQUIRED	REQUIRED	REQUIRED	REQUIRED	REQUIRED
Competition Arena(s)	Beginner Novice/ Novice/Training	Modified/Preliminary	FEI: CCI1*/CCI2*-L/CCI2*-S	Intermediate/Advanced	FEI: CCI3*-L/CCI3*-S	FEI: CCI4*-S/CCI4*-L/CCI5*-L
Appropriate size	20,000 square feet	25,000 square feet	25,000 square feet	25,000 square feet	25,000 square feet	25,000 square feet
Sufficient number of poles/ standards available to facilitate course design with varying questions and types of fences	REQUIRED	REQUIRED	REQUIRED	REQUIRED	REQUIRED	REQUIRED
Fences built and maintained as directed in the USEF Eventing Rules (EV150)	REQUIRED	REQUIRED	REQUIRED	REQUIRED	REQUIRED	REQUIRED
Quality footing appropriate to the level	REQUIRED	REQUIRED	REQUIRED	REQUIRED	REQUIRED	REQUIRED
Effective drainage: Ability to drain in order to maintain consistent footing (through installed drainage, grading or natural slope)	REQUIRED	REQUIRED	REQUIRED	REQUIRED	REQUIRED	REQUIRED
Schedule to maintain arenas with equipment appropriate to the type of footing to ensure consistent footing (excludes grass)	REQUIRED: dragging	REQUIRED: dragging	REQUIRED: dragging	REQUIRED: dragging	REQUIRED: water and dragging	REQUIRED: water and dragging
Privacy screens readily available	REQUIRED	REQUIRED	REQUIRED	REQUIRED	REQUIRED	REQUIRED
Event Communications	Beginner Novice/ Novice/Training	Modified/Preliminary	FEI: CCI1*/CCI2*-L/CCI2*-S	Intermediate/Advanced	FEI: CCI3*-L/CCI3*-S	FEI: CCI4*-S/CCI4*-L/CCI5*-L
Competition website to provide information including announcements, live scoring link and ride times	STRONGLY RECOMMENDED	REQUIRED	REQUIRED	REQUIRED	REQUIRED	REQUIRED
Real time information: including announcements, live-scoring, and scheduling changes on competition website and/or social media	STRONGLY RECOMMENDED	REQUIRED	REQUIRED	REQUIRED	REQUIRED	REQUIRED

Announcements to ensure scheduling and key information is shared immediately via: PA System, office staff, text messaging, or email	RECOMMENDED	RECOMMENDED	REQUIRED	REQUIRED	REQUIRED	REQUIRED
Feedback solicitation: Post-event outreach to riders, owners, sponsors, and vendors.	STRONGLY RECOMMENDED	STRONGLY RECOMMENDED	STRONGLY RECOMMENDED	STRONGLY RECOMMENDED	REQUIRED	REQUIRED
Competition improvement plan with objectives for the next competition year(s)	STRONGLY RECOMMENDED	STRONGLY RECOMMENDED	STRONGLY RECOMMENDED	STRONGLY RECOMMENDED	REQUIRED	REQUIRED
Marketing Initiatives	Beginner Novice/ Novice/Training	Modified/Preliminary	FEI: CCI1*/CCI2*-L/CCI2*-S	Intermediate/Advanced	FEI: CCI3*-L/CCI3*-S	FEI: CCI4*-S/CCI4*-L/CCI5*-L
Social media/email announcements for pre-event exposure, in-competition updates, and post-event results	RECOMMENDED	RECOMMENDED	RECOMMENDED	RECOMMENDED	STRONGLY RECOMMENDED	REQUIRED
Media center with electricity and dedicated internet access for use during the competition and for end-of-day press conferences	RECOMMENDED	RECOMMENDED	RECOMMENDED	RECOMMENDED	STRONGLY RECOMMENDED	REQUIRED
Sponsorship packet to outline available sponsorship opportunities	RECOMMENDED	RECOMMENDED	RECOMMENDED	RECOMMENDED	REQUIRED	REQUIRED
Amenities and credentials for owners, sponsors and patrons	RECOMMENDED	RECOMMENDED	RECOMMENDED	RECOMMENDED	RECOMMENDED	STRONGLY RECOMMENDED 4*/REQUIRED 5*
Prize money (separate from in-kind prizes)	RECOMMENDED	RECOMMENDED	RECOMMENDED	RECOMMENDED	STRONGLY RECOMMENDED	STRONGLY RECOMMENDED 4*/REQUIRED 5*
Venue Preparation	Beginner Novice/ Novice/Training	Modified/Preliminary	FEI: CCI1*/CCI2*-L/CCI2*-S	Intermediate/Advanced	FEI: CCI3*-L/CCI3*-S	FEI: CCI4*-S/CCI4*-L/CCI5*-L
Trade fair with sufficient equestrian shops and food vendors for the number of people on site	RECOMMENDED	RECOMMENDED	STRONGLY RECOMMENDED	STRONGLY RECOMMENDED	REQUIRED	REQUIRED
Directional information for competitors, volunteers, sponsors, owners, vendors, media and wheelchair users	RECOMMENDED	RECOMMENDED	STRONGLY RECOMMENDED	STRONGLY RECOMMENDED	STRONGLY RECOMMENDED	REQUIRED
Secure FEI stabling area accessible only by riders, owners, grooms and essential team members	N/A	N/A	N/A	N/A	RECOMMENDED	REQUIRED
Riders' lounge with live streaming CCTV and hospitality	N/A	N/A	RECOMMENDED	RECOMMENDED	STRONGLY RECOMMENDED	STRONGLY RECOMMENDED 4*/REQUIRED 5*

APPENDIX 6 - EVENTING – DRESSAGE ARENAS

STANDARD ARENA
(20m x 60m)

Diagonal Length:
63.25m = 207’6”

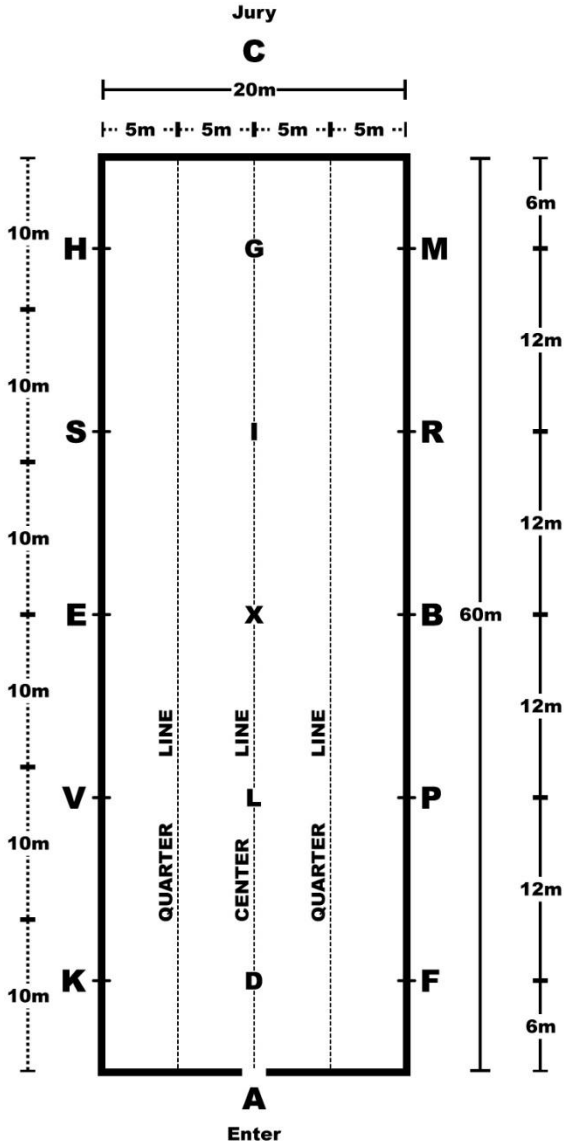

SMALL ARENA
(20m x 40m)

Diagonal Length:
44.72m = 146’9”

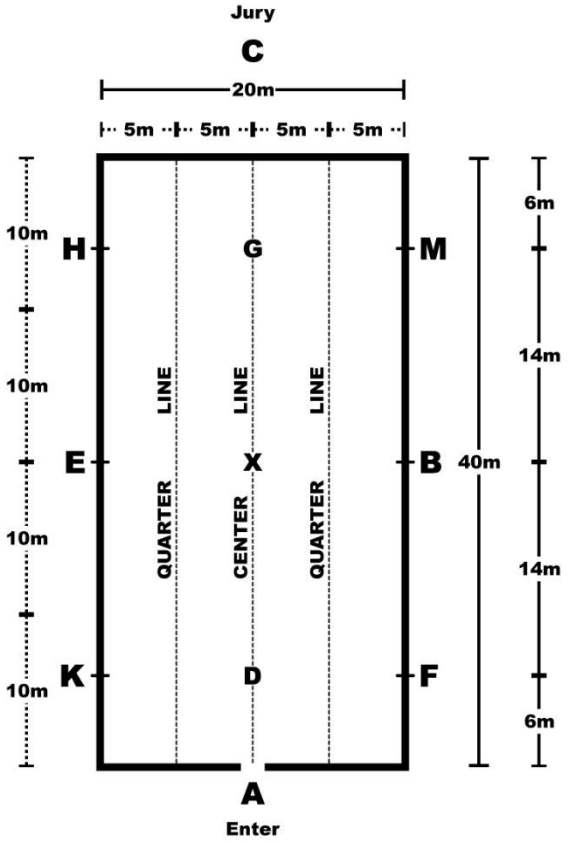

© USEF 2026

APPENDIX 7 - EVENTING - CROSS-COUNTRY FAULTS & OBSTACLES

WITH SEVERAL ELEMENTS



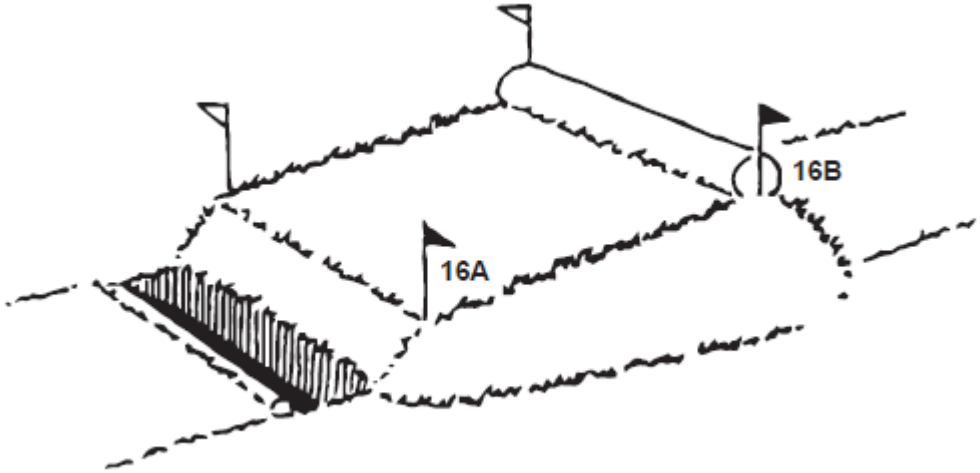

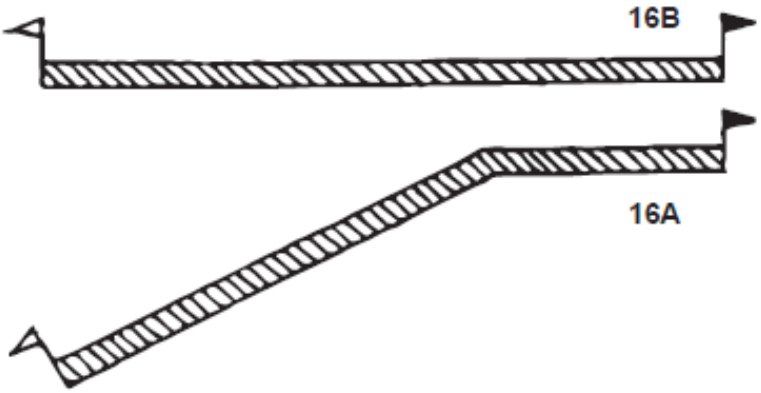

DIAGRAMS OF FAULTS

Diagram 1

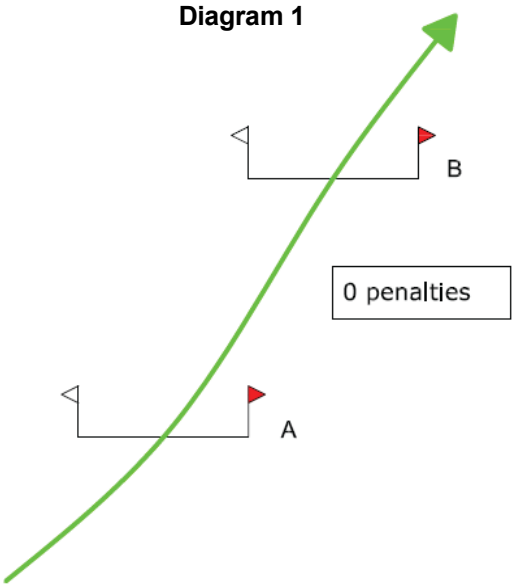

Diagram 2

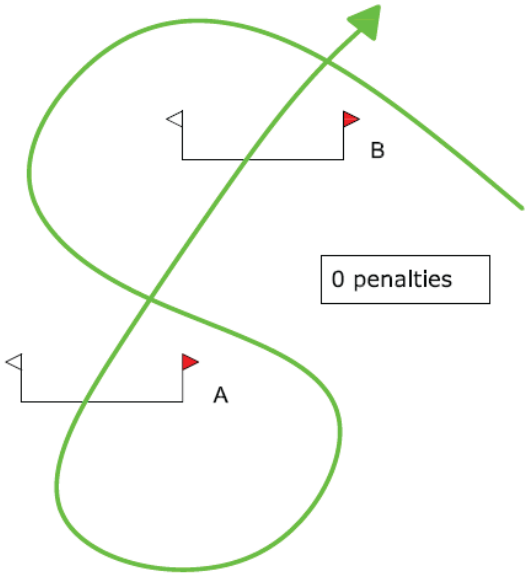

Diagram 3

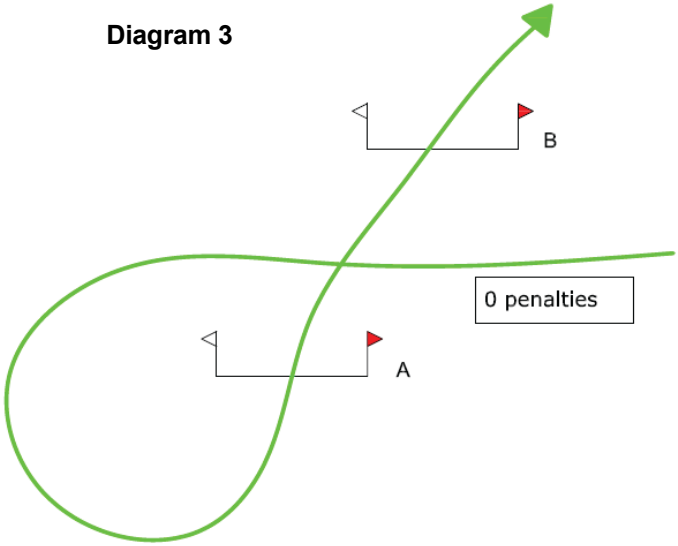

Diagram 4

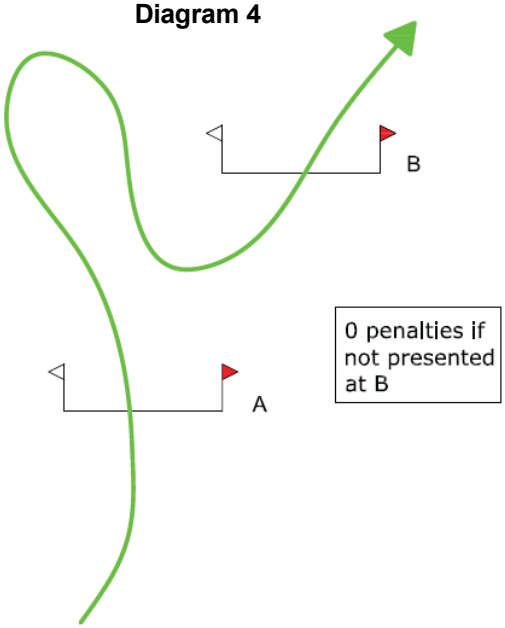

© USEF 2026

Diagram 5

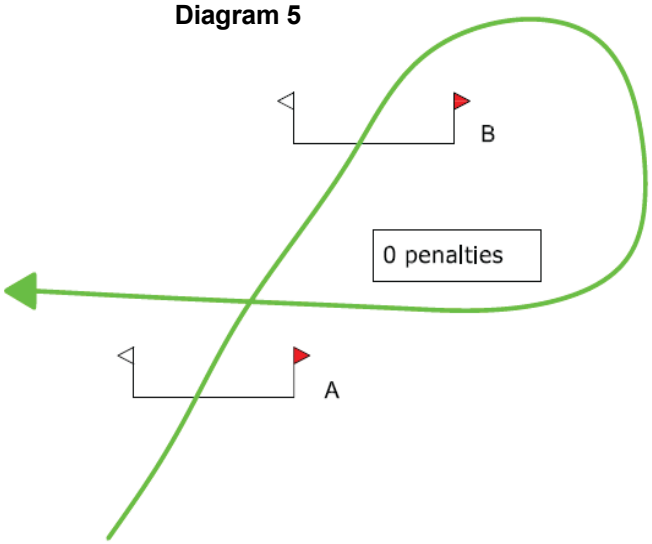

Diagram 6

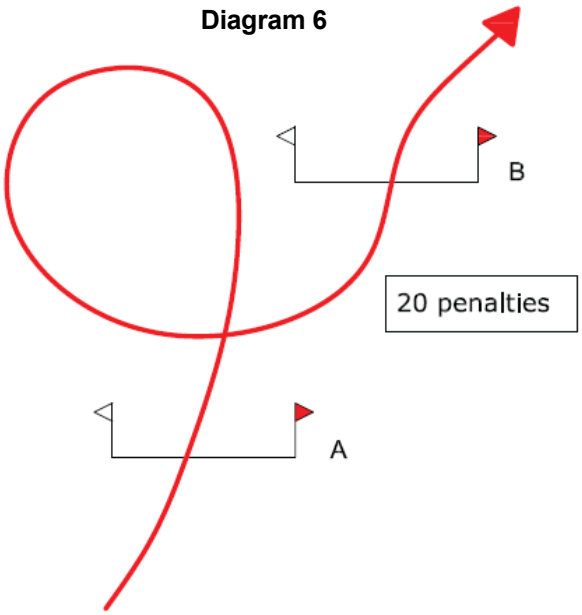

Diagram 7

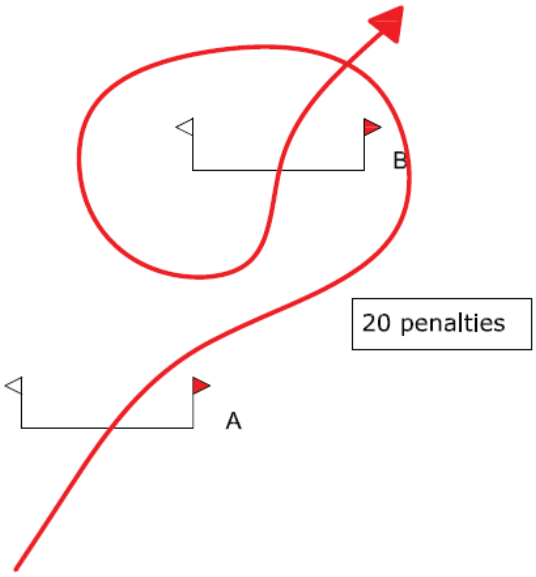

Diagram 8

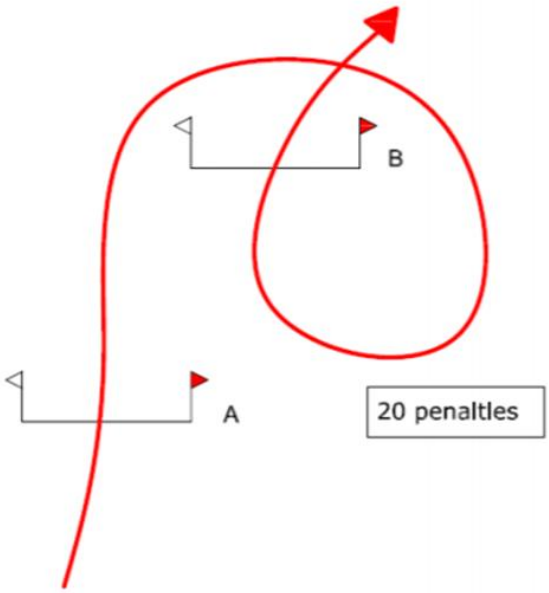

Diagram 9

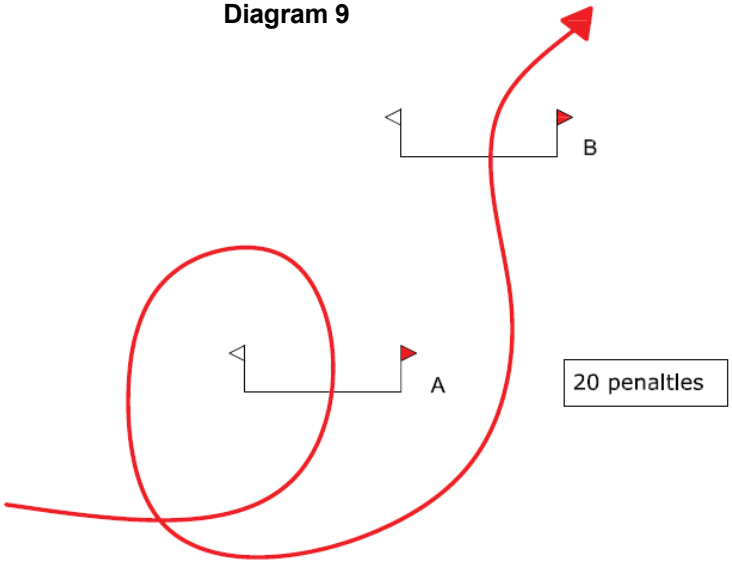

Diagram 10

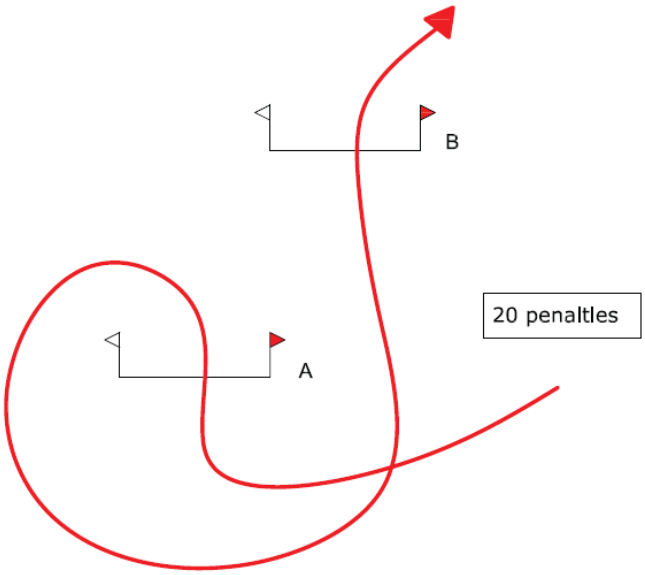

Diagram 11

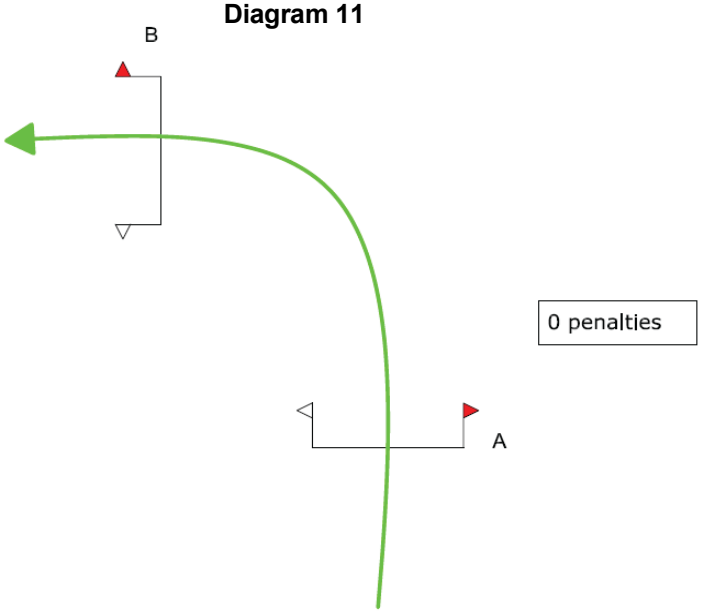

Diagram 12

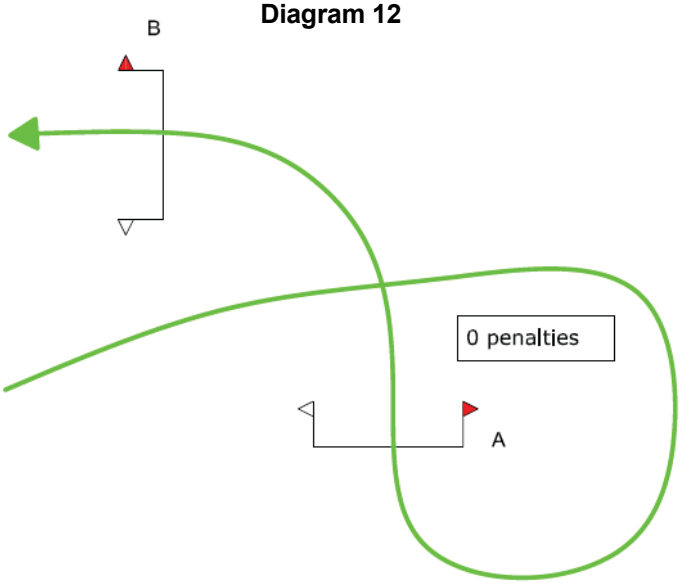

Diagram 13

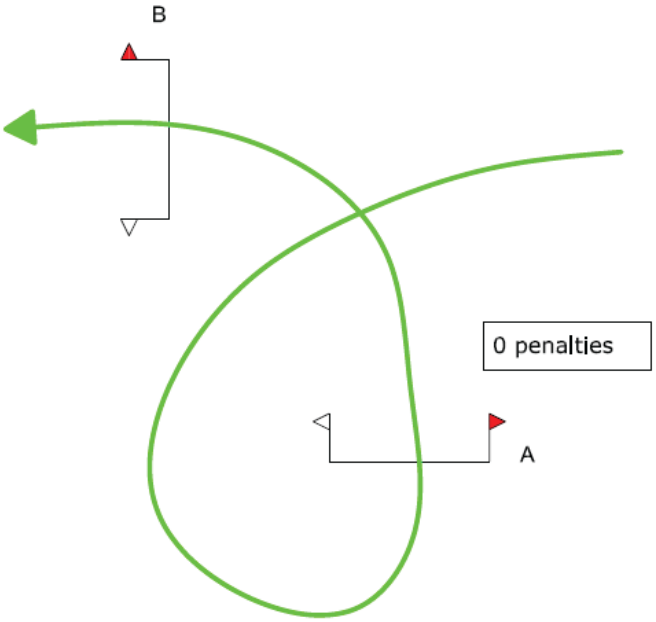

Diagram 14

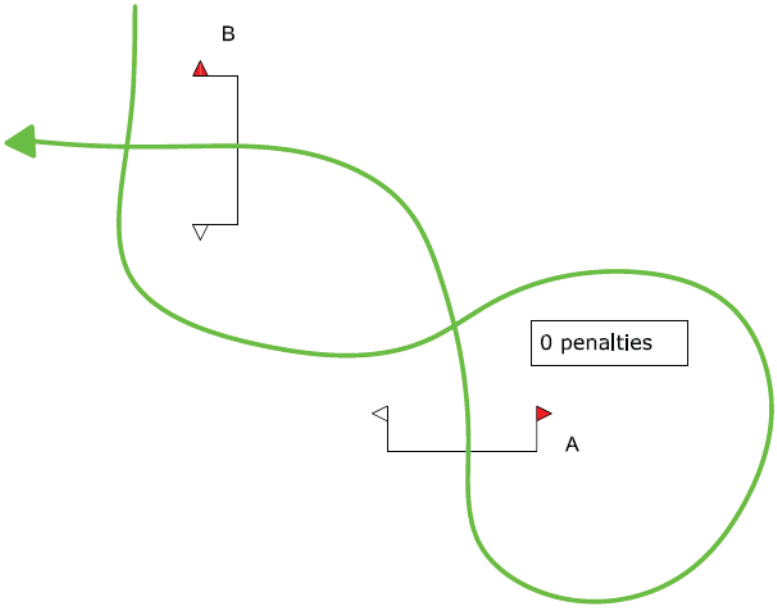

Diagram 15

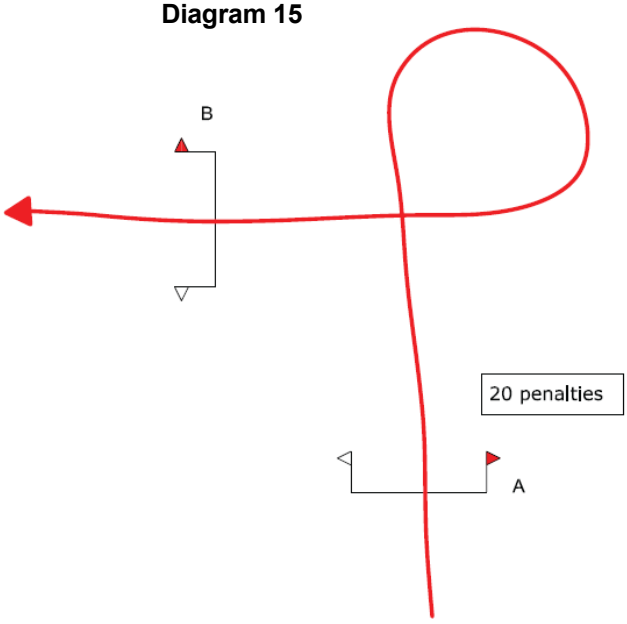

Diagram 16

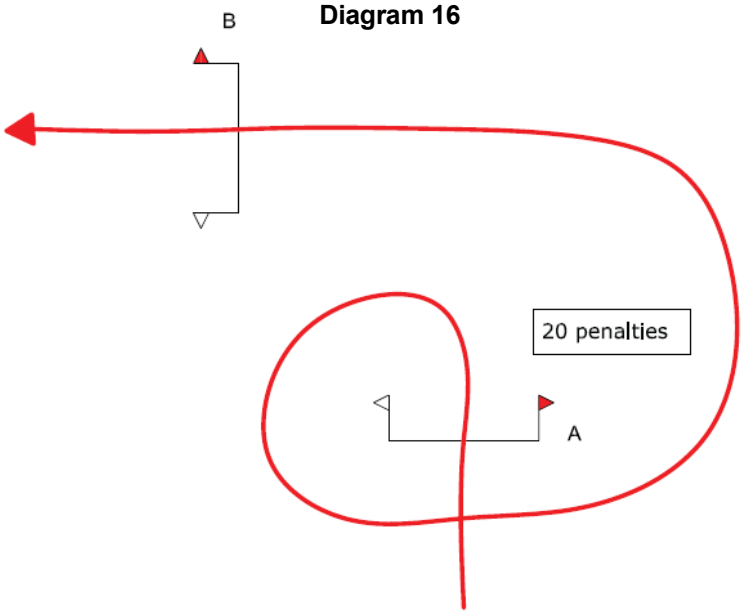

Diagram 17

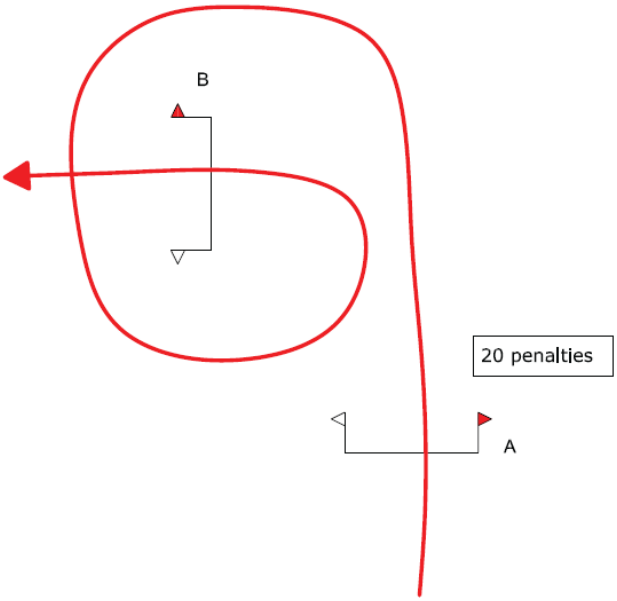

Diagram 18

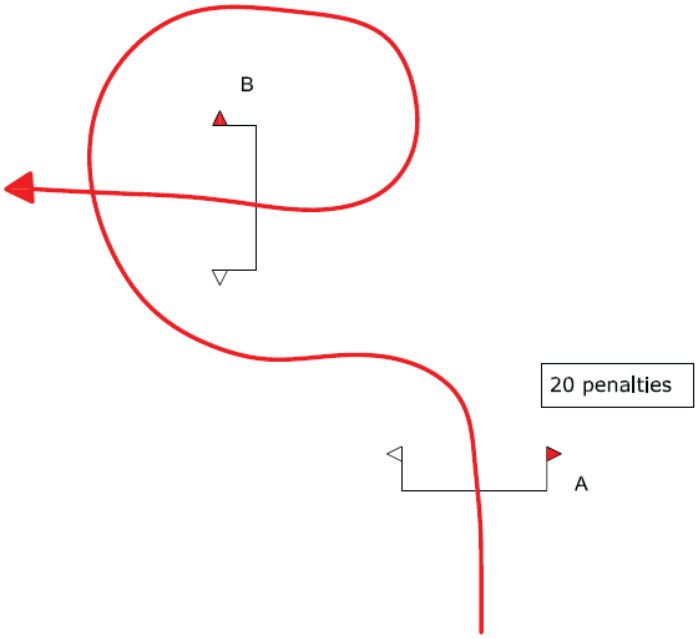

Diagram 19

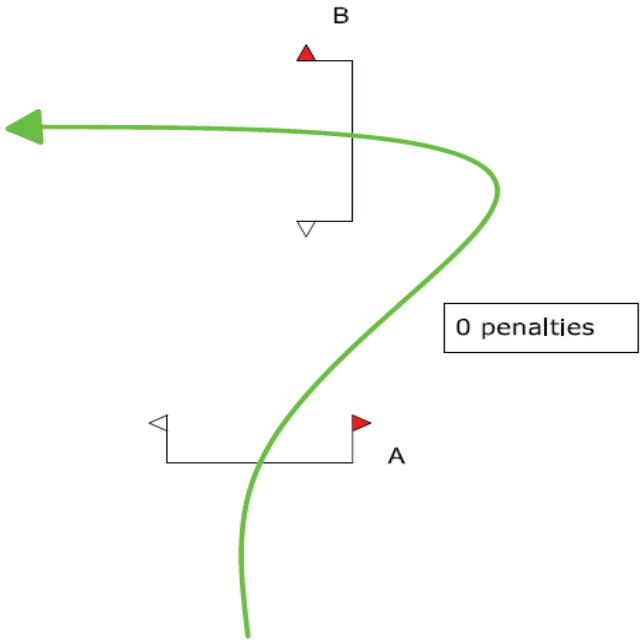

Diagram 20

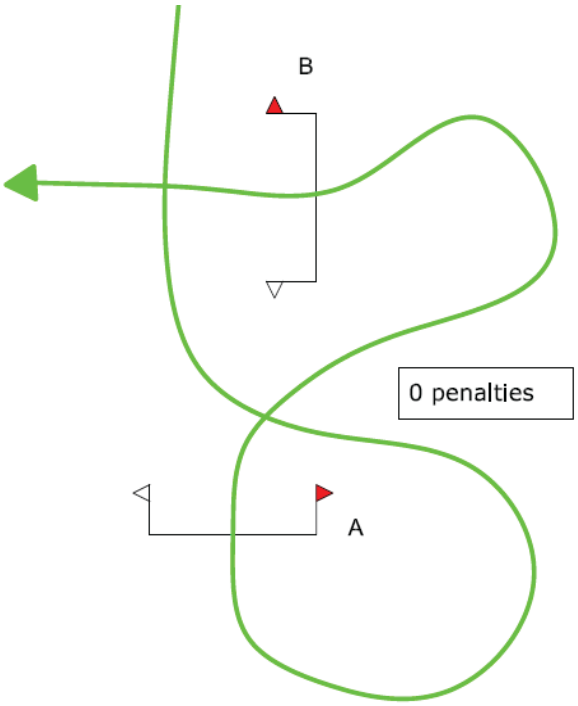

Diagram 21

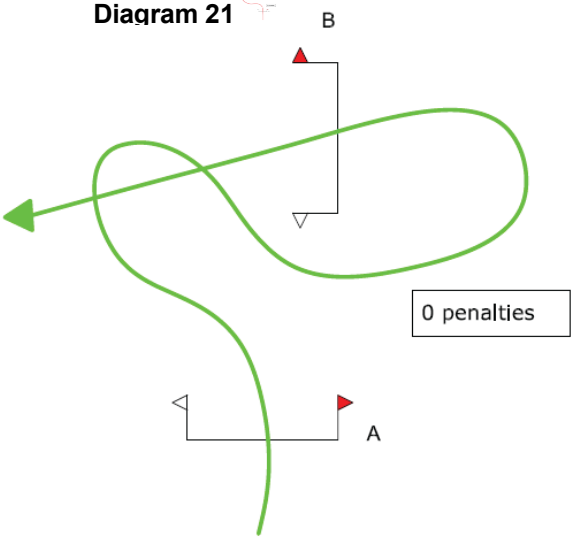

Diagram 22

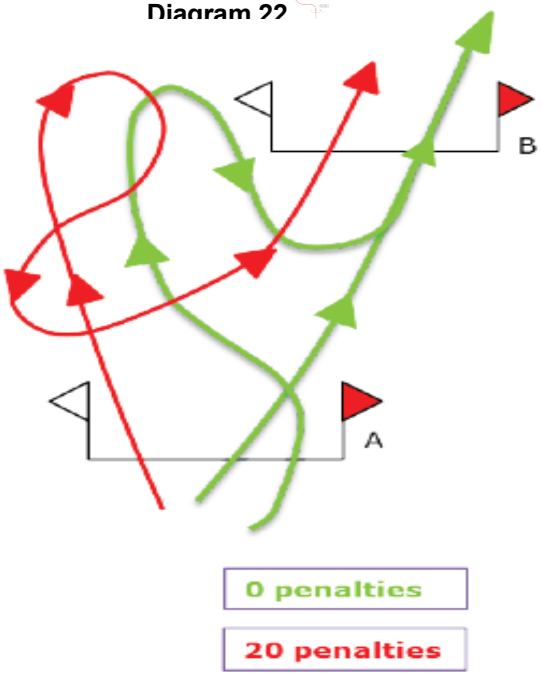

Diagram 23

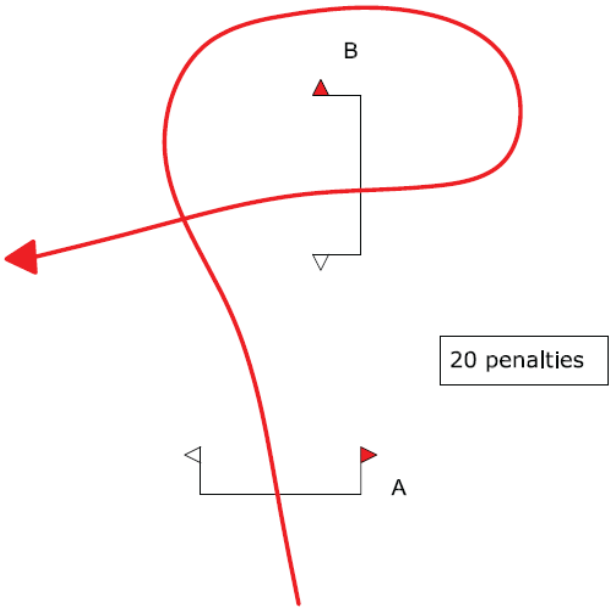

Diagram 24

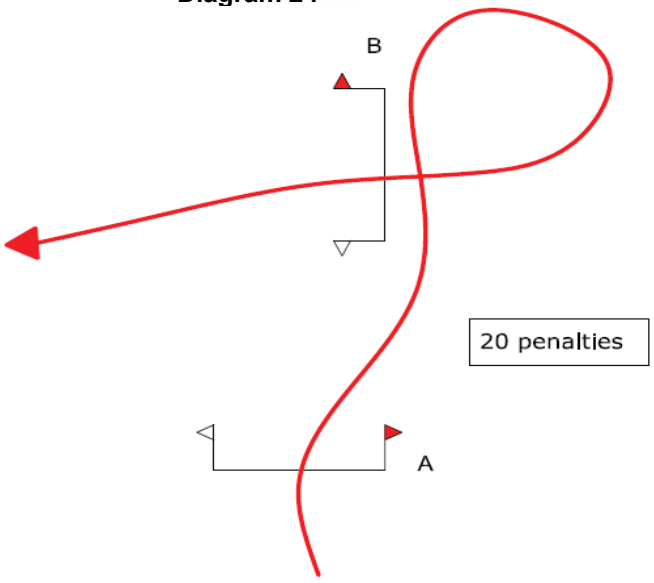

Diagram 25

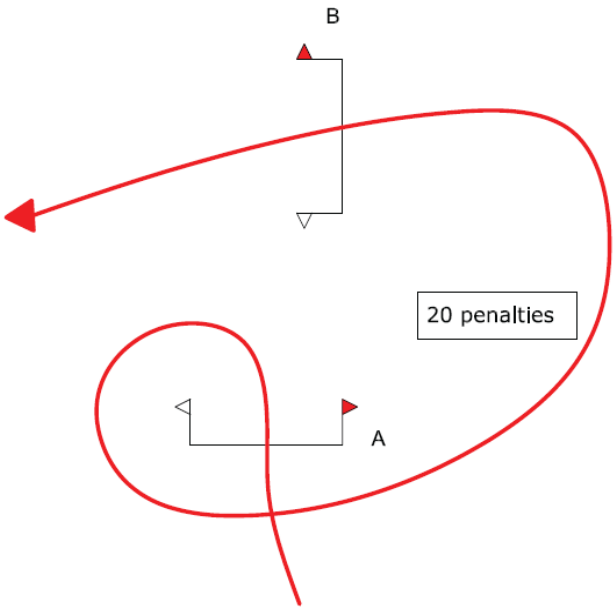

Diagram 26

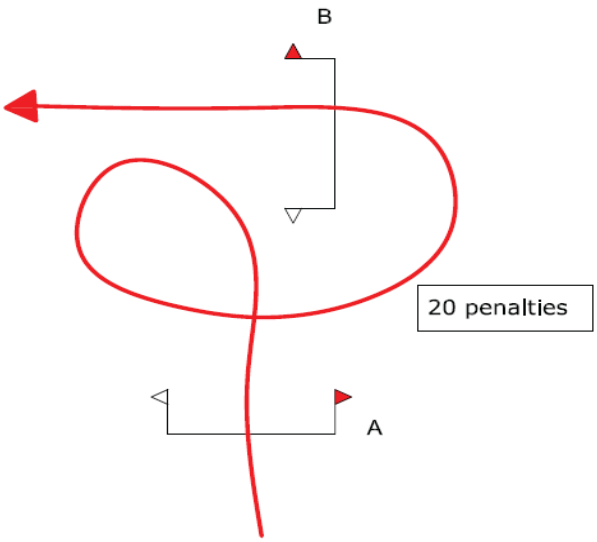

Diagram 28

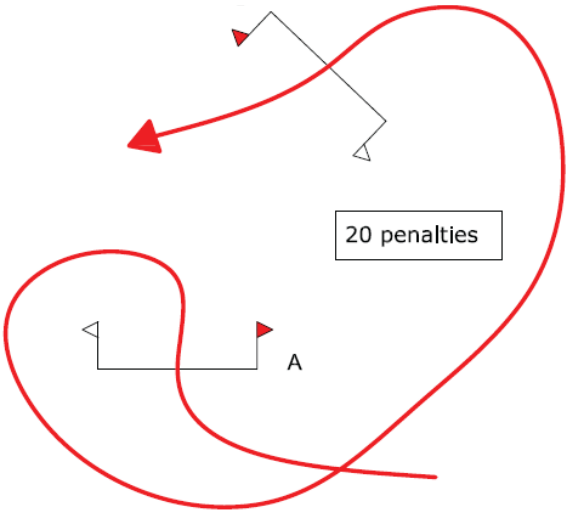

Diagrams 27 & 29

At an Obstacle composed of several elements (A, B, C, etc.) a Horse will be penalized if it passes around the back of any element or circles between elements.

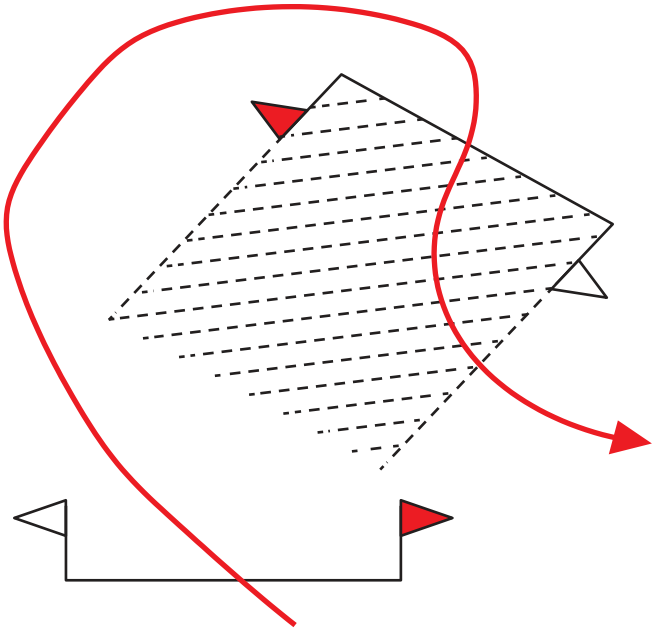

Red route: 20 penalties, because it passes around the back of element, B (crosses the entire projection of the back of the element B)

Blue route: Clear, because it avoids passing around the back of element, B (crosses the entire projection of the back of element B, but crosses back to avoid passing around the back of an element B)

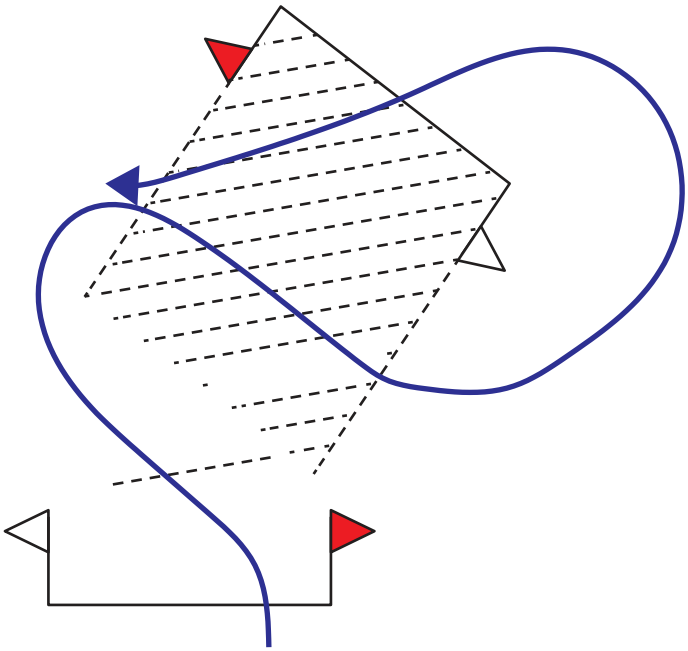

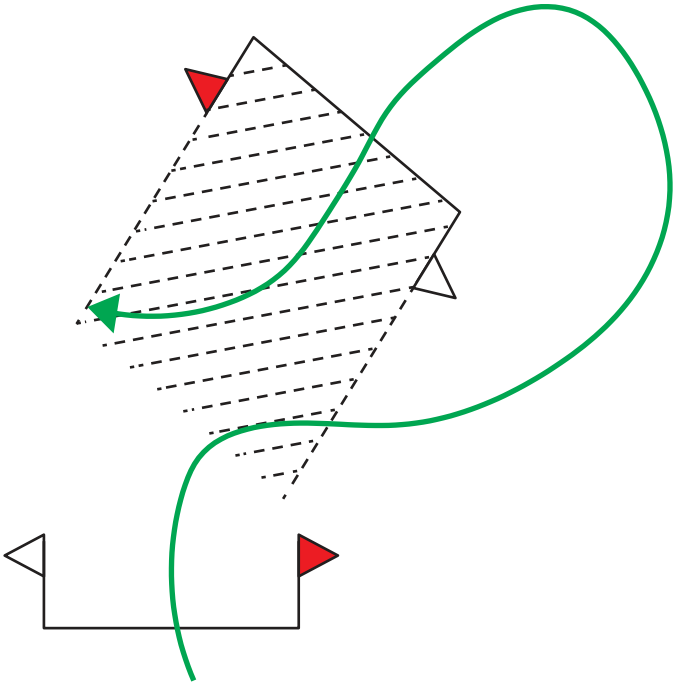

Green route: Clear, because it avoids passing around to the back of element be space (avoids to cross the entire projection of the back of element B)

Diagram 30

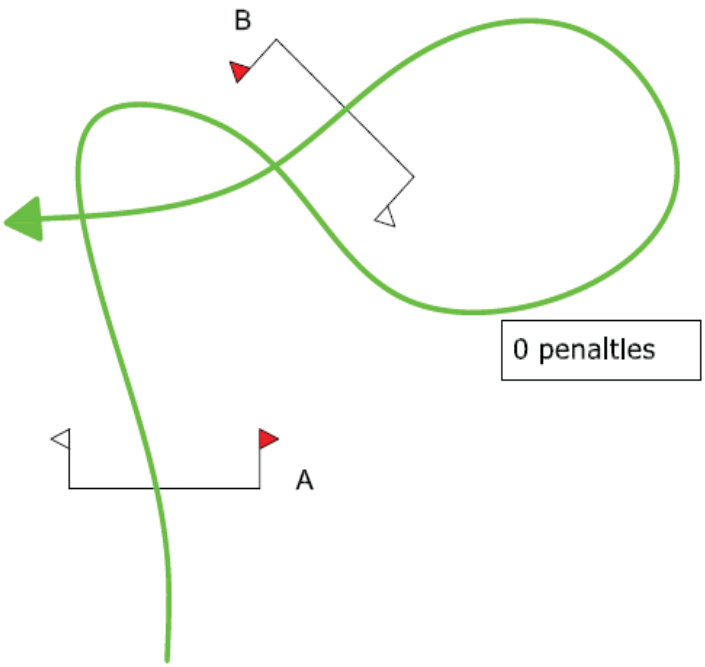

Diagram 31

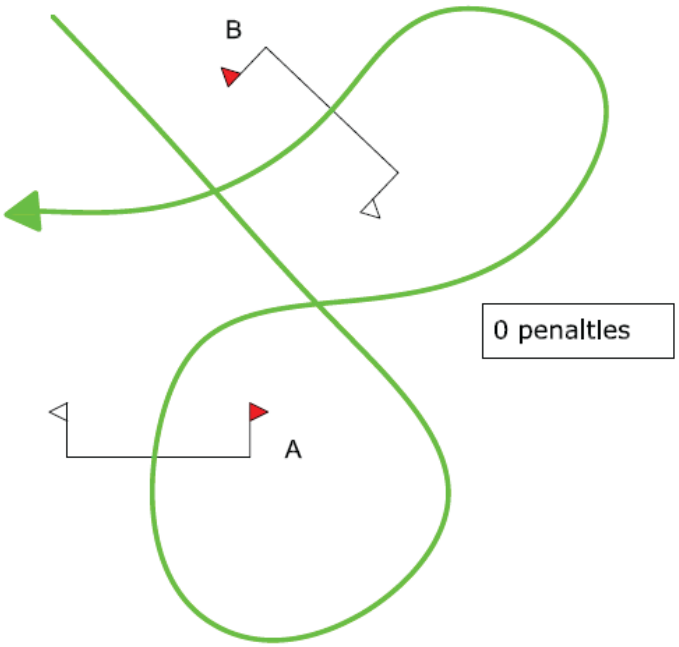

CHAPTER FR FRIESIAN AND PART BRED FRIESIAN

SUBCHAPTER FR1 GENERAL QUALIFICATIONS

FR101 Eligibility to Compete

FR102 Falls

FR103 Shoeing and Hoof Specifications

FR104 Conformation for all horses

SUBCHAPTER FR-2 IN-HAND

FR105 Purebred Friesian

FR106 Part Bred Friesian

FR107 General

FR108 Tack

FR109 Attire

FR110 Presentation for In-Hand Classes

FR111 Get of Sire and Produce of Dam (Specialty In-Hand Classes)

FR112 Friesian Baroque In-Hand

FR113 Sport Horse In-Hand

FR114 Judging Criteria for In-Hand and Specialty In-Hand Classes

FR115 Class Specifications for In-Hand and Specialty In-Hand Classes

FR116 Championships

SUBCHAPTER FR-3 PARK HORSE

FR117 General

FR118 Qualifying Gaits

FR119 Tack

FR120 Attire

FR121 Judging Criteria

SUBCHAPTER FR-4 ENGLISH PLEASURE SADDLE SEAT

FR122 General

FR123 Qualifying Gaits

FR124 Tack

FR125 Attire

FR126 Judging Criteria

SUBCHAPTER FR-5 COUNTRY ENGLISH PLEASURE- SADDLE SEAT

FR127 General

FR128 Tack

FR129 Attire

FR130 Qualifying Gaits

FR131 Friesian Country English Pleasure Class Specifications

© USEF 2026

SUBCHAPTER FR-6 ENGLISH PLEASURE—HUNT SEAT

FR132 General

FR133 Tack

FR134 Attire

FR135 English Pleasure - Hunt Seat Class Specifications

SUBCHAPTER FR-7 DRESSAGE

FR136 General

SUBCHAPTER FR-8 DRESSAGE HACK

FR137 General

FR138 Tack

FR139 Attire

FR140 Class Specifications

SUBCHAPTER FR-9 DRESSAGE SUITABILITY

FR141 General

FR142 Tack

FR143 Attire

FR144 Class Specifications

SUBCHAPTER FR-10 HUNTER HACK

FR145 General

FR146 Tack

FR147 Attire

FR148 Class Specifications

SUBCHAPTER FR-11 ENGLISH SHOW HACK

FR149 General

FR150 Tack

FR151 Attire

FR152 Qualifying Gaits

FR153 Class Specifications

SUBCHAPTER FR-12 FINE HARNESS

FR154 General

FR155 Tack

FR156 Gait Requirements

FR157 Line Up

FR158 Ring Attendants/Headers

FR159 Awards

FR160 Classes Offered and Specifications

SUBCHAPTER FR-13 SHOW PLEASURE DRIVING

FR161 General
FR162 Qualifying Gaits
FR163 Tack
FR164 Attire
FR165 Show Pleasure Driving Class Specifications

SUBCHAPTER FR-14 COUNTRY PLEASURE DRIVING

FR166 General
FR167 Tack
FR168 Qualifying Gaits
FR169 Country Pleasure Driving Class Specifications

SUBCHAPTER FR-15 SPORT PLEASURE DRIVING

FR170 General
FR171 Tack
FR172 Class Specifications

SUBCHAPTER FR-16 FRIESIAN SJEES TRADITIONAL SHOW DRIVING

FR173 General
FR174 Tack
FR175 Attire
FR176 Qualifying Gaits
FR177 Class Specifications

SUBCHAPTER FR-17 CARRIAGE COSTUME

FR178 Carriage Costume Period/Fantasy
FR179 Tack
FR180 Attire
FR181 Carriage Costume Class Specifications

SUBCHAPTER FR-18 CARRIAGE DRIVING

FR182 Carriage Pleasure Driving

SUBCHAPTER FR-19 WESTERN PLEASURE

FR183 General
FR184 Tack
FR185 Attire
FR186 Western Pleasure Class Specifications

SUBCHAPTER FR-20 TRAIL

FR187 General
FR188 Tack and Attire
FR189 Class Specifications
FR190 Judging Criteria

SUBCHAPTER FR-21 TRAIL IN-HAND

FR191 General

FR192 Tack

FR193 Attire

FR194 Class Specifications

FR195 Judging Criteria

SUBCHAPTER FR-22 SHOWMANSHIP

FR196 Showmanship In-Hand General

FR197 Tack

FR198 Class Conduct

FR199 Judging Guidelines

FR200 Specifications

FR201 Tests from which the Judge may choose

FR202 Additional tests from which the Judge may choose

FR203 Showmanship Faults

FR204 Quarter System

SUBCHAPTER FR-23 EQUITATION

FR205 General

FR206 Saddle Seat Equitation

FR207 Hunter Seat Equitation

FR208 English Equitation - All Seats

FR209 Western Seat Equitation

FR210 Walk-Trot Equitation

FR211 Lead line Equitation Walk-Trot 10 & under

FR212 Lead line Equitation—6 and under

SUBCHAPTER FR-24 COSTUME

FR213 General

FR214 Tack

FR215 Attire

FR216 Period Costume

FR217 Fantasy Costume

FR218 Armor Costume

FR219 Class Specifications

SUBCHAPTER FR-25 TANDEM RIDING

FR220 General

FR221 Tack

FR222 Attire

FR223 Tandem Class Specifications

SUBCHAPTER FR-26 MISCELLANEOUS

FR224 Walk—Trot

FR225 Liberty Class

SUBCHAPTER FR-27 REINING

FR226 Reining

SUBCHAPTER FR-28 WESTERN DRESSAGE

FR227 Western Dressage

SUBCHAPTER FR-29 PARADE

FR228 Parade

SUBCHAPTER FR-30-LEADLINE COSTUME – 10 AND UNDER

FR229 General

FR230 Tack

FR231 Attire

FR232 Costume

FR233 Class Specifications

CHAPTER FR FRIESIAN AND PART BRED FRIESIAN

For more information contact:

The International Friesian Show Horse Association
http://www.friesianshowhorse.com/
By email: ifsha@friesianshowhorse.com

SUBCHAPTER FR1 GENERAL QUALIFICATIONS

FR101 Eligibility to Compete

1. Horses shown in this division must have been issued a membership certificate from the International Friesian Show Horse Association (IFSHA) confirming verification of Friesian heritage and identity with IFSHA.
   a. Horse Owners/lessees competing in Purebred & Part Bred Friesian Federation Licensed Competitions must be members (Amateur, Open, or Junior) in good standing with IFSHA. In order to compete and in order to release the competition number, horse owners/lessees must provide a copy of their current IFSHA membership card and a copy of the horse's current IFSHA membership certificate with entry form at the time of making entry prior to the competition, or by presentation to the competition office at the time of entry.
      i) New and renewed owner/lessee memberships with IFSHA must be obtained at least five (5) calendar days prior to the competition.

   b. Individuals signing the Federation Entry Agreement (i.e. rider, driver, handler, agent of an owner, and trainer) for horses competing in the Friesian division must be members of IFSHA or pay to IFSHA a non member fee for each competition in which competing. A nonmember fee only applies to riders, drivers, handlers, trainers and juniors that have no ownership in a horse, and these non-members will not qualify for Recognized Affiliate (IFSHA) Horse of the Year award points, however, the horse will receive Recognized Affiliate (IFSHA) Horse of the Year points. Horse owners/lessees must be current members of IFSHA as required in FR101.1a. Exception: When a parent/guardian is signing for a minor, the parent/guardian does not have to be an IFSHA members or pay the IFSHA non-member fee.
      i) New and renewed memberships for IFSHA must be obtained at least five (5) calendar days prior to the competition.

2. Any Friesian bred horse regardless of color, height and/or registry that can prove its Purebred Friesian heritage on the registration papers and identity and any Part-Bred Friesian bred horse regardless of color height, and/or registry that can prove at least 50% documented Friesian heritage on the registration papers and identity is eligible to compete provided that the horse and the horse's owner/lessee are IFSHA members in good standing, and the horse has been issued an IFSHA membership certificate.
   a) *New and renewed IFSHA horse membership certificates must be obtained at least five (5) calendar days prior to the start of competition.*
3. All horses must have a permanent identification mechanism. Acceptable forms of identification are freeze marks, tattoos, brands, tongue codes or RFID microchips that can be verified back to the horses breed registry certificate, or a certification of administration by a licensed doctor of veterinary medicine. IFSHA and its assigns reserve the right to validate identification of a horse at any time, inclusive of DNA verification by mane or tail hair sampling.
4. All horses must be registered with a foreign or domestic registry that maintains proof of Friesian heritage through DNA testing and record maintenance. IFSHA and its assigns reserve the right to validate the horse DNA at the horse owner's expense in the event that a protest or grievance has been filed with IFSHA and/or the Federation. Part Bred Friesians must have at least 50% pure Friesian blood.
5. Friesian Bred Horses are not considered mature until the age of six. A Junior Horse is one that is three to five years of age and a Senior Horse is six and older.
6. Purebred Friesians and Part Bred Friesians cannot compete in the same classes.

7. Purebred Friesians and Part Bred Friesians cannot be shown under saddle until they are three years old.
8. Purebred Friesians and Part Bred Friesians cannot be shown in any driving class until they are three years old.
9. Substitution of a horse or horses may be made in classes where more than one horse represents an entry (i.e. Four In-Hand, Tandems). In such cases substitution of up to three horses in a Four In-Hand or one horse in Tandem Riding may be made. If a horse is sold or injured after the closing of entries exhibitor may post enter another horse in the same class (see GR910).
10. Horses must be serviceably sound and in good condition. Horses showing evidence of lameness will be excused from the ring. Eyesight; horse must possess one eye that is not visually impaired. One eye prosthetic or an eye that is damaged/impaired either by illness, injury, or due to birth defect is permissible in all performance classes. Exceptions: In-Hand, Western Trail, Hunter Hack, and Combination Drive, Ride, and Jump classes.
11. The use of, or application of, to or into any horse (other than legal levels of allowed medications) any foreign or caustic substance, such as ginger, mustard, pepper, or abrasives which would alter or influence a horse's natural carriage, movement or behavior, is prohibited.
12. The injecting of any foreign substance into a horse's tail, ears, the cutting of tail ligaments, soring or maiming of feet, or any such practice which would alter or influence a horse's natural carriage, movement or behavior, is prohibited.
13. Horses must be shown without artificial appliances (see GR802.2). Anything that alters the intended use of equipment as provided for in the description of appointments for a given class is considered to be an artificial appliance. This includes but is not limited to tongue ties and/or mouth ties (see GR802.2). Gag, burr, twisted wire, bicycle chain, mule, and spiked bits of any type are prohibited in any discipline/section. Action produced by artificial methods shall be penalized. The use of any devices or aides that alter the natural movement of the horse (such as chains, shackles, rubber bands) are strictly prohibited at any competition. Any animal with prohibited equipment must be disqualified from further competition and forfeit all entry fees and winnings. Nasal strips are prohibited.
    a. Half cup blinkers are permitted during warm up and are not considered an artificial appliance.
14. Judges may penalize contestants who do not conform to rules regarding appointments, tack and attire. Exception: Refer to appropriate division rules for Dressage, Carriage Pleasure Driving, Junior Exhibitor Equitation and Western classes.
15. Abusive Treatment: Excessive use of whip or other abusive equipment on a horse, inside or outside the arena is forbidden, constitutes a violation under Chapter 7, and renders the offender subject to penalty. The show committee must bar violators from further participation for the remainder of the competition (See GR838).
    a. Judges must excuse from the ring any horse shown In-Hand that possesses a whip mark or welt on any portion of the horse. The judge(s) finding of fact with respect to the presence or absence of a whip mark (welt) evident during a class shall be final.
    b. A whip mark or welt shall be defined as an inflammation of skin resulting in swelling, and in extreme cases, a laceration or abrasion.
16. Stallions may be exhibited by individuals in any class/discipline. Exception: Stallions are prohibited in Showmanship, Walk/Trot Equitation and Lead Line classes.
17. Protective headgear is not required in any class in the Friesian Division unless stated otherwise within these rules. Use of protective headgear cannot be penalized.
18. The use of color changing products on purebred Friesians and Part Bred Friesians in order to change the natural color variations such as brown or white on the mane, tail, head, body and/or legs/hooves shall result in elimination from the class.
19. The use of black or clear hoof polish is permissible.
20. Braiding exceptions should refer to each discipline section.
21. Purebreds should be shown in their natural splendor with full mane, tail and feathering.
22. Part Breds should be shown in their natural splendor with full mane and tail. Part Breds leg hair may be clipped from the back of the coronary line to the upper cannon bone.
23. Horses may be body clipped and/or over their muzzle, jaw, cheek bones and ears. They may only have guard hairs clipped around their eyes. Judges are not to penalize an unclipped horse. If a bridle path is clipped, it is

recommended that it not exceed a maximum of two inches. No bridle path is preferred. The addition of supplemental hair in manes, tails or feathers shall be cause for disqualification from the class. Manes and tails must not be clipped with the exception of banging the tail.

24. The use of glitter or other such exterior body products while showing is prohibited (Exception: Costume Classes).
25. The showing of Purebred and Part Bred Friesians in the same class is not permitted. An exception to this rule can only be granted by IFSHA Board of Directors on a case by case basis. If such approval is granted, Purebred Friesians and Part Bred Friesians shown in the same class must be judged and awarded separately just as if the class was conducted separately. Exception: In Equitation and Showmanship Purebred and Part bred horses may be judged in the same class.
26. Qualification of a class or Grand National entry of more than one horse per entry; at least one horse of the original qualifying group must show in the respective championship class or Grand Nationals.
27. Championship classes - To be eligible, horses must have been entered, shown, and judged in a designated class at the qualifying competition.
    a. For National Championship classes - To be eligible, horses must have been entered, shown, and judged at a qualifying competition, unless an exemption has been granted by the IFSHA Board of Directors. Exception: Horses two years and younger will not be required to qualify to participate in National Championship classes.
28. At the IFSHA World and Grand National Championship Horse Show, a Friesian or Part bred Friesian horse may not be shown in more than five performance classes (which could include equitation classes or a maximum of three Dressage tests) per day. There is no limit to the number of classes a horse may be shown for In-Hand/Halter/Showmanship classes.
29. Electronic communication devices used for purposes of coaching exhibitors during a competition shall be prohibited in all classes in the Friesian Division. Exhibitors with a permanent hearing impairment are permitted to use an electronic communication device upon submission of a written certification from a treating medical professional's office certifying the permanent hearing impairment and certifying the requirement of an electronic communication device. The certifying medical certification must be provided to the competition Steward within a reasonable time prior to competing who shall attach a copy to the Steward report.
30. An exhibitor with a disability (other than hearing), will be provided reasonable accommodation upon submission of a written certification from a treating medical professional's office certifying the disability and identifying the accommodation necessary for the exhibitor to compete safely. The medical certification must be provided to the competition Steward within a reasonable time prior to competing who shall attach a copy to the Steward report.
31. Masters Classes are restricted to amateur riders/drivers age 50 years and older. Classes are to be judged in accordance with the amateur class specifications. Manners to be of utmost importance.
32. When holding IFSHA Regional Championship classes, only one Championship class with the same title may be held at a Federation Licensed Competition.
33. DESCRIPTION OF GAITS.
    a. Walk
        1. Walk: A four-beat gait that is true, brisk, straight, flat-footed with good reach, and ground covering.
        2. Free Walk: The horse is on a long rein and stretching forward and down.
        3. Normal Walk: Regular and unconstrained, moving energetically and calmly forward.
        4. Collected Walk: The horse, remains "on the bit," moves resolutely forward, with its neck raised and arched and showing a clear self-carriage. The head approaches the vertical position and a light contact is maintained with the mouth. The hind legs are engaged with good hock action. The gait should remain marching and vigorous, the feet being placed in regular sequence. The steps cover less ground and are higher than at the medium walk, because all the joints bend more markedly. The collected walk is shorter than the medium walk, although showing greater activity.
        5. Extended Walk: The horse covers as much ground as possible, without haste and without losing the regularity of the steps. The hind feet touch the ground clearly in front of the hoof prints of the fore feet. The rider allows the horse to stretch out the head and neck (forward and downwards)

without losing contact with the mouth and control of the poll. The nose must be clearly in front of the vertical.

6. Flat Walk: A four-beat gait that is collected at a slow regulated speed with impulsive movement.

7. Medium Walk: A clear, regular, and unconstrained walk of moderate lengthening.
The horse, remaining “on the bit,” walks energetically but relaxed with even and determined steps, the hind feet touching the ground in front of the hoof prints of the fore feet. The rider maintains a light, soft, and steady contact with the mouth, allowing the natural movement of the head and neck.

8. Animated Walk: A two or four-beat gait which is highly collected exhibiting much “primp” at a slow regulated speed with good action and animation. It should have snap and easy control. It is performed with great style, elegance and airiness of motion.

b. Trot/Jog

1. Trot: A two-beat diagonal gait that is free-moving, balanced overall, relaxed, straight, easy going with elasticity and freedom of movement, rider maintaining light contact with horse’s mouth at all times.

2. Jog-Trot: A two-beat gait that is free, square, slow, and easy.

3. Normal Trot: A two-beat gait. To be an overall balanced, relaxed, easy-going trot with elasticity and freedom of movement. High action must be penalized. Posting is required.

4. Collected Trot: The horse, remaining “on the bit,” moves forward with the neck raised and arched. The hocks, being well-engaged and flexed, must maintain an energetic impulsion, enabling the shoulders to move with greater mobility, thus demonstrating complete self-carriage. Although the horse’s steps are shorter than in the other trots, elasticity and cadence are not lessened.

5. Animated Trot: A two-beat gait that is executed in a highly collected manner, speed to be penalized. The horse’s energy should be directed toward animation rather than speed. An extended trot is faster, stronger, and bolder, with a fuller extension of stride to obtain desired speed. It is executed in a highly collected manner.

6. Working Trot: This is a variation between the collected and the medium trot, in which a horse’s training is not yet developed enough and ready for collected movements. The horse shows proper balance and, remaining “on the bit,” goes forward with even, elastic steps and good hock action. The expression “good hock action” underlines the importance of an impulsion originating from the activity of the hindquarters.

7. Extended Trot: Maintaining the same cadence and performing at medium speed, the horse lengthens its stride as a result of greater impulsion from the hindquarters. Horse should remain light in rider’s hand as it lengthens its frame while maintaining balance, ease and freedom of movement. In order to extend some horses may need to achieve the desired movement at different speeds and should not be penalized.

8. Strong Trot: This is a stronger trot, performed with a lengthened stride, powerful and reaching, at a rate of speed which may vary between horses since each horse should attain his own strong trot in harmony with his own maximum natural stride. The horse must not be strung out behind. The horse should show moderate collection without exaggeratedly high action in front. He must present a willing attitude while maintaining form. The strong trot must be mannerly, cadenced, balanced, and free-moving.

9. Park Trot: The park trot is executed in a highly collected manner, speed to be penalized. The horse’s energy should be directed toward animation rather than speed.

10. “Show Your Horse”: At this command, the driver has the privilege of showing the Fine Harness horse to its best advantage at the trot, but speed will be penalized.

c. Canter/Lope

1. Canter: A three-beat gait that is to be collected, animated, true, smooth, unhurried, straight and correct on both leads. Loss of form due to excessive speed shall be penalized.

2. Lope: A true three-beat gait. Smooth, slow, easy, and straight on both leads

3. Normal Canter: Light, even strides, should be moved into without hesitation.

4. Collected Canter: Marked by the lightness of the forehand and the engagement of the hindquarters, the collected canter is characterized by supple, free shoulders. Neck is more raised and arched than in normal canter as the head approaches the vertical line, never moving behind it.

5. Working Canter: This is a variation between the collected and the medium canter, in which a horse's training is not yet developed enough and ready for collected movements. The horse shows natural balance while remaining "on the bit", and goes forward with even, light and active strides, and good hock action. The expression "good hock action" underlines the importance of an impulsion originating from the activity of the hindquarters.
6. Extended Canter: Maintaining the same cadence, the horse lengthens its stride as a result of greater impulsion from the hindquarters. Horse should remain light in rider's hand as it lengthens its frame.

d. Hand Gallop: A faster gait than a canter, lengthened stride and controlled, straight, and correct on both leads. Is performed with a long, free, ground covering stride. The amount of ground covered may vary between horses due to difference in natural length of stride. The distinction between hand gallop and extended canter is, the latter being the ultimate linear extension of stride within the hand of the rider; the hand gallop being a looser, freer elongation of stride and frame of the horse. A decided lengthening of stride should be shown while the horse remains controlled, mannerly, correct, and straight on both leads. Extreme speed must be penalized.

34. When the Dressage chapter is referenced herein, any rule or portion of a rule that is in direct reference to USEF/USDF or USEF National Championships shall be disregarded for the purpose of breed Dressage classes.

FR102 Falls

1. The fall of horse and/or rider does not disqualify the competitor unless due to bad manners of the horse. Exceptions: Show Hack, Western Pleasure and Trail.
2. A fall in the Show Hack, Western Pleasure and Trail class requires elimination.

FR103 Shoeing and Hoof Specifications

1. General
   a. Horses 2 and over may be shown shod or barefoot.
   b. Horses less than 2 years of age must be shown barefoot.
   c. If the hoof length or shoe dimensions exceed the specifications defined in 2.a and 3.b. the horse will be disqualified for the entire competition and the owner shall forfeit all prize money, sweepstakes, trophies, entry fees, ribbons and points won at said competition by said horse.
   d. If a shoe is cast during a class, the shoe, pad, and hoof must be inspected by the Federation Competition Steward.
2. Hoof Specifications
   a. The maximum length of toe for barefoot horses is 5 inches and shod horses with or without pad is 5 1/2 inches. The measurement must be conducted as defined in GR510.
   b. Artificial lengthening of the hoof wall or altering the hoof wall is prohibited. A hoof which needs repair may be filled with artificial material as long as it follows the natural line of the hoof.
3. Shoes:
   a. Any machine-made (keg) or handmade shoe made of magnetic steel, mild steel, or aluminum is permitted; it must be of uniform width and thickness from toe to heel. Shoes made of Tungston Carbide are prohibited.
   b. The shoe must not exceed the dimensions of 1 1/4 inches wide by 1/2 inch thick.
   c. The shoe is not to extend more than 1/4 inch beyond the hoof in front, and shall not exceed beyond 1/4 inch of the bulb of the heel when a perpendicular line is drawn from the bulb of the horse's heel to the ground.
   d. Use of any kind of material other than hoof packing material (e.g. oakum, pine tar, silicone, foam rubber) and/or hoof repair material, in or around the hoof is prohibited.
   e. A bar welded to the bottom of the shoe that extends below the shoe's surface is prohibited.

f. Clips: it is most desirable for clips to be drawn from the source material of the shoe. Welded clips are permitted as purchased on keg shoes if the overall height of the clip is 1 inch or less; a maximum of three clips per shoe permitted. Side clips must be set at or ahead of the widest part of the hoof.
g. Caulks are not permitted.
h. Borium is permitted on the toe and heel areas of the shoe for traction. Application of borium should not exceed 1/4 inch in height and 1 1/2 inches of area at the toe and heels. If used, this additional thickness will be taken into consideration for the overall thickness of the shoe. If the shoe gauge is used and these borium pieces are attached, the overall dimension of the shoe will either exceed the limit or be ultra thin.

4. Pads and Wedges
   a. Corrective shoeing with a full pad or rim pad made of leather, rubber, or plastic is permitted. One pad or pad and wedge combination per foot is permitted. The mended hoof must match the original natural hoof.
   b. Overall length of toe may not exceed 5 ½ inches.
   c. Bands for attachment or security of shoe and or pad are prohibited.
   d. Any additional weights added to a shoe or under a pad are prohibited. (See FR103.3 for definition of a shoe).

FR104 Conformation for all horses

(Refer to In-Hand section for exceptions to the general conformation rules)

1. Conformation
   a. The head's width and length should be proportional. The ears are small and alert with the tips pointing slightly toward each other. The eyes are large and shining. The nasal bone is slightly hollow or straight; nostrils are wide. The lips are closed and the teeth meet properly. The jaw bones are not heavy and are spread wide apart to allow the horse to breathe easily while at work. The head is set gracefully on the neck with adequate space for the throat. Overall, the head is dry and expressive and blends smoothly into the neck.
   b. The neck is lightly arched at the crest. It is long enough for the horse to bend properly and is adequately muscled. The neck is set high and the lower neckline does not bulge between the throat and the chest.
   c. The withers are well developed, prominent and, in particular, blend gradually into the back.
   d. The back is not too long and is well muscled. A slightly low back is allowed.
   e. The loin is wide, strong and well-muscled and makes a smooth transition into the croup.
   f. The croup is of good length and slopes slightly downward; it is wide and muscular. It neither forms a point nor is overly rounded.
   g. The tail is not set too low.
   h. The gluteal muscle is long and well developed.
   i. The shoulders are long and sloping and are set widely enough apart to form a good chest, which is neither too wide nor too narrow.
   j. The ribs are long and curved, supplying ample space for the heart and lungs, without being rotund. The belly maintains sufficient depth towards the rear.
   k. The legs—The forelegs are properly positioned and when viewed from the front, are set parallel with a hoof-width of space at the ground. Viewed from the side, they are perpendicular down through the fetlock joint. The cannon bone is not too long; the forearm, however, has good length. The pastern is resilient, of good length and is at a 45 degree angle to the ground. The hooves are wide and sound.
   l. The hind legs, viewed from the rear, are straight. Viewed from the side, the legs are set directly under the hind quarters and are strong with good, sound hooves.
   m. The hind cannon is a little longer than in front; the gaskin is long, with well-developed muscle. The angle at the hock is approximately 150 degrees; the rear pasterns are at a 55 degree angle to the ground.
   n. The joints in the legs are dry, well-developed, and provide a good foundation for the tendons and ligaments.
   o. The body overall appearance is more nearly a rectangle than a square. When the shoulder is long and sloping, the back is not too long, and the croup is of adequate length, the ratio of fore-, middle- and hind quarters can be an ideal 1:1:1. The horse is neither too massive nor too light.

2. To be rewarded for all horses:
   Strong, powerful hind quarters, a luxurious horse that is not too heavy, but has ample power, a long, sloping shoulder, hard, dry legs, light-footed movements with a moment of suspension, size neither too small nor too large. Sufficiently long and well-muscled forearm and gaskin, strong, smooth transition from loin to croup; long and well developed gluteal muscle, good, wide hooves with proper heels, good head/neck connection, an honest character, eager to work and stamina.
3. To be penalized for all horses:
   General lack of development, disproportion between the regions and body dimensions, more undesirable the lengthened lines than the shorter lines. Concave frontal nasal profiles and equally the ultra convex and, objectionable, the convex. Excessively voluminous head, ears too big, fallen, too closely set and with abnormal movement. Forehead too wide and flat in transverse (crosswise) direction. Orbital arches protruding and eyes bulging or round. Nose square and wide, nostrils round. Thick cheek and with profile too angular. Neck too short, inserted too low or too compact at its union with the head. Narrow trunk and little heart girth (depth). Low withers or not defined. Narrow chest and overall collapsing. Ribs smooth in the upper third or excessively round, horizontal, double or broken, flat as a desk, destroyed or broken of high back or delayed back; of a discontinuous profile. Tail set too high or too loosely set. Extremities with deviations from the plumb. Pasterns too long or excessively short and vertical. Movements displaying poor elevation, irregular tempo or excessive winging. (Refer to the Rulebook for the definition of winging.)

SUBCHAPTER FR-2 IN-HAND

FR105 Purebred Friesian

1. Purebred Friesians should be black, sun fading is permissible. Mares and geldings that are overall colored as chestnut or brown are permissible, though not desirable, and shall be penalized accordingly. Stallions that are overall colored as chestnut or brown shall be severely penalized. A small star on the forehead and obvious injury spots due to blanket or equipment rubs are permissible.
2. Height; the desired height for a mature purebred Friesian will range between 15.1 (equal to 155 cm)—17.3 (equal to 180 cm) hands. Deviation from the desired height shall not be penalized.
3. Horse should display feathering that is age appropriate. Lack of feathering shall not be penalized.

FR106 Part Bred Friesian

1. No color preferences are given, nor should deviation from Purebred color standards be penalized. Part Bred Friesians may come in various colors. Obvious injury spots due to blanket or equipment rubs are possible.
2. The overall presentation conformation should be correct and appealing to the judge.
3. Height; the mature Part Bred Friesian may vary without penalty.
4. Feathering is not required; lack of feathering should not be penalized.

FR107 General

1. All horses must be in compliance with Subchapter FR-1 General Qualifications and the following:
   a. There must be separate In-Hand classes for Purebred and Part Bred Friesian horses.
   b. Horses should model with front legs square. Rear legs should be positioned either square or with one perpendicular to the ground and the other placed slightly behind to give a clear view of the hocks.
   c. Part Bred Friesians must not be penalized for colors other than black.
   d. Purebred and Part Bred Friesian horses must abide by the following guidelines for clipping:
      1. See FR101.23 for general clipping rules.
      2. At no time shall the full feathers be clipped with the exception of clipping a small amount of pastern hair for the prevention of scratches. Clipping for the prevention of scratches shall not be penalized.

    3. For Part bred horses only, leg hair may be clipped from the back of the coronary line to the upper cannon bone.
    4. In accordance with European standards, the Friesian horse is not required to be show clipped in order to be shown. Judges are not to penalize an unclipped horse.
e. Specialty In-Hand classes do not qualify for Championships.
f. The braiding of manes is optional for In-Hand, Specialty In-Hand, Baroque classes, Dressage, and Sport Horse In-Hand classes and must not be penalized.
g. Bandages of any kind are prohibited.
h. Handlers & Whip Runners:
    1. Two people are allowed per horse. One must be a handler, the other as whip runner.
        a. Each person may carry a whip (and/or the whip runner may carry one standard lunge whip).
        b. The whip runner is allowed to use the whip to get the attention of the horse and can verbally assist the handler.
        c. The whip runner is not permitted to handle/touch in the presentation of the horse unless an emergency occurs.
        d. In amateur classes, the handler must be an amateur.
    2. At no time may whips have any additional equipment attached to them (i.e. plastic bags, etc.). Use of bags and cans inside the ring is prohibited, and must result in immediate dismissal from the ring. Treats are permissible in the ring.

FR108 Tack

1. All horses 2 and over may be shown in a suitable headstall with throatlatch or a bridle appropriate to the discipline they are competing in at the discretion of the handler.
2. All horses under 2 may not be shown in a bridle but must be shown in a suitable headstall with throatlatch.
3. A split or single chain lead may be used instead of a rein or in addition to reins; however a lead shank is required if reins are placed over the horse's neck and the handler must hold the shank.
4. Gag and twisted bits of any type are prohibited.

FR109 Attire

Attire at all levels of competition shall consist of the following: Pants, slacks or a jumpsuit. Denim other than white is not allowed. A polo or collared shirt with a tie, kerchief, bolo tie, brooch or pin. Appropriate sport shoes or boots are required. Sweaters, vests and coats are optional. Tuxedos may be worn for evening classes only. Farm logos of any kind are prohibited on attire or equipment.

FR110 Presentation for In-Hand Classes

1. In-Hand Classes on the Rail - Entries shall enter single file counterclockwise at the trot. The entries will line up on the far rail in single file, nose to tail. Horses shall be presented individually to the judge for inspection. Handlers shall follow the judge's direction to present horses in both directions at the walk and trot. After individual presentation, each entry will return to line on the far rail for final presentation/judging.
2. Desired movement for Purebred and Part bred Friesian horses:
    a. The walk shall be relaxed, forward and balanced while over striding from the hindquarters.
    b. Horses showing on the rail at the trot shall exhibit good impulsion and power from the hindquarters at the trot.
    c. The trot shall show good suspension, while being balanced with even cadence in the stride.
    d. Movement may either be long and low, or a more animated higher stride. Neither movement shall be penalized over the other.

FR111 Get of Sire and Produce of Dam (Specialty In-Hand Classes)

1. Entries should have at least two horses, and no more than four per sire or dam, with one handler each per horse. More than one entry per sire or dam shall be permitted in the same class.
2. Entries shall be presented under the same specifications as stated in the “In-hand Presentation” section above.
3. Sire or Dam is not to be presented except in the case of any entry with a nursing foal.
4. Entries shall follow the same provisions for tack as in FR108.
5. To be shown and judged in accordance with FR115.2.
6. Ribbons will be awarded to each of the horses comprising an entry.
7. Emphasis to be placed on reproductive likeness, uniformity, quality of breed characteristics, conformation, and similarity.

FR112 Friesian Baroque In-Hand

1. General: A Baroque Friesian is not a Sport Horse. A Baroque Friesian is suitable for the collected gaits demanded of a Classical High School horse and still has the power and maintaining self-carriage off all four corners, to move forward quickly in the battle field or carriage. The Baroque Friesian should be high headed and upright at rest and while at work. It should be agile and very strong bodied, characterized by powerful hindquarters, a muscular, arched neck, a straight or slightly convex profile and full, thick mane and tail.
2. Presentation: At the judge’s discretion horse may be shown on the triangle (see FR113) or In-Hand Classes on the Rail (refer to FR110).
3. Appointments: Halters or bridles with either snaffle, Pelham, Weymouth, or Kimberwick bit allowed. Whips are allowed by handler and whip runner (FR107.1h). May be shown braided or with natural mane and tail. Ornamental ribbons may be used.
4. Attire: See FR109.
5. Class Specifications: To be judged on Friesian Baroque Type, correct conformation, movement, quality, temperament and general soundness.

FR113 Sport Horse In-Hand

1. General: The quality of the horse is to be evaluated as to the potential for sport horses or sport horse breeding stock. The Sport Horse section is to evaluate and encourage the breeding of Purebred Friesian and Part Bred Friesian horses suitable for a variety of today’s sports with horses such as, Dressage, Working Hunter, Carriage Pleasure Driving, Combined Driving, Competitive Trail, and Working Equitation. Form to function will be emphasized.

2. In-hand Classes may be held in any age groups deemed appropriate by competition management and published in the prize list with the exception that horses of one sex shall not be judged against those of the opposite sex. Exception: Amateur or specified championship classes may have horses of all sexes. Sport Horse In-Hand classes may be divided at the discretion of competition management into Dressage type and Hunter type. Horses may cross enter. Both Dressage and Hunter style appointments (tack and attire) are permitted in both the Dressage-type and Hunter-type In-Hand and Under Saddle classes.

   a. Dressage type - displays the conformation and movement qualities as follows: Horses of this type carry a higher set-on neck than the Hunter type with sufficient length and flexion of the poll. Movement should be free, elastic, active and regular with good push from behind without tension and with a tendency toward an uphill balance.

   b. Hunter type - displays the conformation and movement qualities as follows: Horses of this type carry a more level frame than the Dressage type horse yet must display a natural looking carriage. Movement should have good ground cover and tend to be long and low with good push from behind, free of tension and showing good balance.

3. At the beginning of a class, handlers will be asked to bring entries into a holding area.

a. Following a posted or announced order of go, entries will approach the judging area one at a time, walk to the apex of the triangle and await the judge's request to proceed on the triangle.
b. The handler will lead the horse on the perimeter of the triangle at walk and trot in a clockwise direction, returning to the apex.
c. Horses may be judged for conformation prior to or following triangle presentation. At completion of judging, the handler will lead entry away from the judging area promptly.
d. After all horses have been shown on the triangle, some or all horses may be recalled to be shown at a walk and trot.

4. Desired movement for Purebred and Part bred Friesian horses:
   a. During Sport Horse In-Hand classes, the walk shall be relaxed, forward and balanced while over-striding from the hindquarters.
   b. Horses showing on the triangle shall exhibit good impulsion and power from the hindquarters at the trot.
   c. They shall show good suspension, while being balanced with even cadence in the stride.
   d. The lengthening of the strides should be more ground covering in both the walk and the trot. The horse should remain calm and supple throughout
5. Both Dressage-type and Hunter-type appointments (tack and attire) are permitted in both Dressage-type and Hunter-type In-Hand classes. Competitors with non-conforming appointments will be eliminated from judging consideration.
6. Tack: Bridles are permissible on horses three years and older. A bridle shall be a dressage-type snaffle bridle or hunter-type snaffle bridle. A split or single lead made of either leather or chain (or a combination of both) may be used, attached through both sides of the bit, with/or instead of reins. Horses aged two years may be shown in a bridle or a plain leather stable halter. Horses under age two years must be shown in a plain leather stable halter. Competitors with non-conforming appointments will be eliminated from judging consideration.
7. Attire: Conservative casual attire is recommended for the handler. This would include casual pants and shirt. Jeans are prohibited. Additional acceptable attire includes Dressage or Hunter breeches, boots, shirt with tie, stock tie or choker collar. Jackets, hats, vests, and gloves are optional.
   a. The handler may carry only one whip, maximum length of six feet, including lash and without attachments (i.e. plastic bags, ribbons, etc.).
8. For all sport horse in hand classes only one person will be permitted to handle the horse in the ring. Whip runners will be allowed. Both the handler and the whip runner may each carry a whip.
9. Judging may occur with either a panel of three judges or a single judge is also acceptable for judging Sport Horse In-Hand.

FR114 Judging Criteria for In-Hand and Specialty In-Hand Classes

1. Conformation & Movement: Refer to IFSHA Sport Horse in Hand Individual Score Sheet. Entries must be judged 40% on conformation and sport horse type and 40% on movement (natural to the horse). 10% on expression, manners, and willingness, and 10% on quality, balance, and harmony. Artificial movement is to be severely penalized. Genetic and/or non-cosmetic structural defects are discouraged from In-Hand and must be severely penalized.

FR115 Class Specifications for In-Hand and Specialty In-Hand Classes

1. Class criteria:
   a. Judges must excuse the ring any horse or exhibitor who is unruly or may threaten or endanger others.
   b. In classes with foals shown with their dams, each foal must have its own handler. At no time shall foals be allowed loose in the class.
   c. Horses under the age of two must be shown in only in-hand classes with the exception of liberty classes.

2. Class types offered:

a. IN-HAND ON THE RAIL, Weanling Filly, Weanling Colt, Colt at 1 Year, Filly at 1 Year, Colt at 2 Years, Filly at 2 Years, Gelding, Mare, Stallion, Junior Horse, and Senior Horse classes will be judged at 60% on movement and 40% on conformation.
b. Weanling Filly, Weanling Colt, Colt at 1 year, Filly at 1 year, Colt at 2 years, Filly at 2 years, Gelding, Mare, Stallion, Junior Horse, Senior Horse, Amateur, Amateur Owner, Masters, Junior Exhibitor, and Get of Sire or Produce of Dam classes will be judged 40% on movement and 40% on conformation and sport horse type, 10% on expression, manners, and willingness, and 10% on quality, balance, and harmony. IFSHA scoring sheet to be used.

FR116 Championships

1. In the Breeding and In-Hand section, the Championship and Reserve Championship will be awarded to horses that have placed first or second in their qualifying classes. First and second place horses from all classes must compete in their respective championship classes or forfeit their prizes. (Exception: Should any first or second place winners in a qualifying class not compete for the Championship or be disqualified for being unsound, being unruly or not performing the class routine in the Championship class, the horse receiving the next highest ribbon in the qualifying class shall have the option of moving up for the championship and reserve only.) After the Championship has been awarded, the second place horse from its age group shall move up to the front line and be judged equally with the remaining first place horses for Reserve Championship.
2. If a show Grand Championship is held, yearlings and weanlings are not eligible to participate.

SUBCHAPTER FR-3 PARK HORSE

FR117 General

1. All horses must adhere to rules in Subchapter FR1-General Qualifications.
2. Light hand contact must be maintained.
3. For shoeing regulations, see FR103, Shoeing and Hoof Specifications.

FR118 Qualifying Gaits

1. All gaits must be performed with willingness and obvious ease, cadence, balance and smoothness. Park horses should be very animated with bold and expressive movement at all gaits. Artificial movement is to be severely penalized.
2. Animated Walk - A two or four-beat gait which is highly collected exhibiting much “primp” at a slow regulated speed with good action and animation. It should have snap and easy control. It is performed with great style, elegance and airiness of motion.
3. Animated Trot - A two-beat gait which is executed in a highly collected manner, speed to be penalized. The horse’s energy should be directed toward animation rather than speed. An extended trot is faster, stronger and bolder, with a fuller extension of stride to obtain desired speed. It is executed in a highly collected manner.
4. Canter - A three-beat gait which is to be collected, animated, true, smooth, unhurried, straight and correct on both leads. Loss of form due to excessive speed shall be penalized. The hand gallop is a faster gait, with lengthened stride, but controlled.

FR119 Tack

1. Bridles shall be the light show type. Bridoon, full bridles or Pelham bits must be used. Martingales or tie downs are prohibited.

2. Junior Horses may be shown in a snaffle bit; once shown in a full bridle or Pelham bit, they may not go back to a snaffle in the Saddle Seat Pleasure or Park division.
3. A cut back English saddle is required. The girth must be of leather, web, string or other suitable material. Saddle pads are optional.

FR120 Attire

1. Informal attire consists of traditional saddle seat attire with a derby or soft hat. Formal Saddle Seat riding habits are suggested for classes held after 6:00 p.m. or National and Regional Championship classes. Protective head gear may be worn without penalty (see GR801.1).
2. Spurs, whips or crops are optional.

FR121 Judging Criteria

1. Class Criteria:
   a. Exhibitors must enter at an animated trot in a counterclockwise direction.
   b. The judge must not request that gaits be performed only on the snaffle or the curb.
2. Gaits information:
   a. All horses must be worked at all gaits both ways of the ring.
   b. Horses must be brought back to the walk before being asked to transition between the trot and canter.
   c. In the lineup, horses must stand quietly and may be asked to back individually or as a group.
   d. It is imperative that horses use natural movement, give the distinct appearance of being pleasurable to ride, and display a pleasurable attitude. Vitality and presence are highly desirable and obedience to the rider is of prime importance.
3. Class types offered:
   a. Open, Maiden, Novice, Limit, Stallions, Mares, Geldings. To be shown at an animated walk, animated trot and canter both directions of the ring. To be judged on movement natural to the horse, brilliant performance, presence, quality, type, manners and conformation.
   b. Amateur, Amateur Owner, Ladies, Gentlemen, Masters, Junior Exhibitor. To be shown at an animated walk, animated trot and canter both directions of the ring. To be judged on movement natural to the horse, brilliant performance, manners, type, quality, and conformation.
   c. JUNIOR HORSE (three to five years of age). To be shown at an animated walk, animated trot and canter both directions of the ring. To be judged on movement natural to the horse, quality, brilliant performance, type, conformation and manners.

SUBCHAPTER FR-4 ENGLISH PLEASURE SADDLE SEAT

FR122 General

1. All horses must adhere to rules in Subchapter FR1-General Qualifications.
2. Light hand contact must be maintained.
3. For shoeing regulations, see FR103, Shoeing and Hoof Specifications.

FR123 Qualifying Gaits

All gaits must be performed with willingness and obvious ease, cadence, balance, and smoothness. Pleasure horses should have the ability to give a good pleasurable ride at all paces. Artificial movement is to be severely penalized.

1. Flat Walk - A four-beat gait which is collected at a slow regulated speed with impulsive movement.
2. Animated Trot - A two-beat gait which is executed in a highly collected manner, speed to be penalized. The horse's energy should be directed toward animation rather than speed.

3. Strong Trot – A two-beat gait which is faster, stronger and bolder. It is executed in a highly collected manner.
4. Canter - A three-beat gait which is to be collected, animated, true, smooth, unhurried, straight and correct on both leads. Loss of form due to excessive speed shall be penalized.

FR124 Tack

1. Bridles shall be the light show type. Bridoon, full bridles or Pelham bits must be used. Martingales or tie downs are prohibited.
2. Junior Horses may be shown in a snaffle bit; once shown in a full bridle or Pelham bit, they may not go back to a snaffle in the Saddle Seat Pleasure or Park division.
3. A cut back English saddle is required. The girth must be of leather, web, string or other suitable material. Saddle pads are optional.

FR125 Attire

1. Informal attire consists of traditional saddle seat attire with a derby or soft hat. Formal Saddle Seat riding habits are not permitted prior to evening classes except for National and Regional Championship classes. Protective head gear may be worn without penalty (see GR801.1).
2. Spurs, whips, or crops are optional.

FR126 Judging Criteria

1. Class criteria:
   a. Exhibitors must enter at an animated trot in a counterclockwise direction.
   b. Horses must be brought back to the walk before being asked to transition between trot and canter.
   c. In the lineup, horses must stand quietly and may be asked to back individually or as a group.
   d. The judge may not request that gaits be performed only on the snaffle or the curb.
2. Gaits information:
   a. All horses must be worked at all gaits both ways of the ring.
   b. Horses must be brought back to the walk before being asked to transition between the trot and canter.
   c. In the lineup, horses must stand quietly and may be asked to back individually or as a group.
   d. It is imperative that horses use natural movement, give the distinct appearance of being pleasurable to ride, and display a pleasurable attitude. Vitality and presence are highly desirable and obedience to the rider is of prime importance.
3. Class type offered:
   a. Open, Maiden, Novice, Limit, Stallions, Mares, Geldings. To be shown at a flat walk, animated trot, strong trot, and canter both directions of the ring. Per judge's discretion, horses may be asked to extend any gait. To be judged on movement natural to the horse, brilliant performance, presence, quality, type, manners and conformation.
   b. Amateur, Amateur Owner, Ladies, Gentlemen, Masters, Junior Exhibitor. To be shown at a flat walk, animated trot, and canter both directions of the ring. Per judge's discretion, horses may be asked to extend any gait except in Junior Exhibitor classes. To be judged on movement natural to the horse, brilliant performance, manners, type, quality, and conformation.
   c. JUNIOR HORSE (three to five years of age). To be shown at a flat walk, animated trot, and canter both directions of the ring. To be judged on movement natural to the horse, quality, brilliant performance, type, conformation, and manners.

SUBCHAPTER FR-5 COUNTRY ENGLISH PLEASURE- SADDLE SEAT

FR127 General

1. Light contact must be maintained with all reins at all gaits.
2. Entries in Friesian Country English Pleasure-Saddle Seat or Country Pleasure Driving are prohibited from competing in the following sections Friesian English Pleasure Saddle Seat, Park, Fine Harness and Show Pleasure Driving at the same competition; cross entries are permitted, however, between Friesian English Pleasure Saddle Seat, Park, Fine Harness and Show Pleasure Driving.

FR128 Tack

1. Bridle shall be light, show type, either single snaffle, curb and snaffle, or pelham bit. No martingales or tie-downs.
2. English-type saddle (i.e. cut back, all purpose, dressage). No forward seat saddles (hunt saddles) allowed. Girth either leather, web, string, or suitable material.

FR129 Attire

1. Informal saddle seat attire is required; no hunt attire. Suggested are conservative colors such as black, blue, grey, beige or brown jacket with matching jodhpurs. Day coat with jodhpurs also permitted. Boots and derby, soft hat or protective headgear required. Protective headgear may be worn without penalty. (See General Rules, GR801.) Contrasting hats, vests and/or ties are acceptable.
2. Spurs, whip or crop optional, at the exhibitor's discretion.

FR130 Qualifying Gaits

It is imperative that the horse give the distinct appearance of being a pleasure to ride. A quiet, responsive mouth is paramount. All gaits must be performed with willingness and obvious ease, cadence, balance, and smoothness.

1. Walk, a four-beat gait: To be true, flat-footed, and ground covering.
2. Normal Trot - a two-beat gait. To be an overall balanced, relaxed, easy-going trot with elasticity and freedom of movement. High action must be penalized. Posting is required.
3. Strong Trot - a two-beat gait. To be faster with lengthened stride, maintaining balance, ease and freedom of movement. High action must be penalized. Posting is required.
4. Canter - a three-beat gait. To be smooth, unhurried, straight and correct on both leads.
5. Hand Gallop: To be a faster gait, lengthened stride and controlled, straight and correct on both leads. Extreme speed must be penalized.

FR131 Friesian Country English Pleasure Class Specifications

1. Class criteria:
   a. Exhibitors enter the ring in a counterclockwise direction, at the normal trot.
   b. A judge must not request that gaits be performed only on the snaffle or curb.
2. Gaits information: Judges are required to consider the performance at each gait equally in adjudicating this class.
3. Class types offered:
   a. Open, Maiden, Novice, Limit, Stallions, Mares, Geldings. To be shown at a walk, normal trot, strong trot, canter, and hand gallop. It is mandatory that horses be asked to halt on the rail, stand quietly, back, and walk off on a loose rein at least one direction of the ring. To be judged on attitude, manners, performance, type, quality, and conformation, in that order. It is imperative that the horse give the distinct appearance of

being a pleasure to ride. A quiet, responsive mouth is paramount. High action and extreme speed must be penalized.

b. Junior Horse (three to five years of age). To be shown at a walk, normal trot, and canter. It is mandatory that horses be asked to halt on the rail, stand quietly, back, and walk off on a loose rein at least one direction of the ring. To be shown in a light, show type bridle; either single curb or single snaffle, curb and snaffle or pelham bit. To be judged on attitude, manners, quality, type, and performance, in that order. It is imperative that the horse give the distinct appearance of being a pleasure to ride. A quiet, responsive mouth is paramount. High action and extreme speed must be penalized.

c. Amateur, Junior Exhibitor, Amateur Owner, Adult Amateur, Junior Owner, Ladies, Gentlemen, Masters. To be shown at a walk, normal trot, and canter. It is mandatory that horses be asked to halt on the rail, stand quietly, back, and walk off on a loose rein at least one direction of the ring. To be judged on attitude, manners, performance, type, quality, conformation, and suitability of horse to rider. It is imperative that the horse give the distinct appearance of being a pleasure to ride. A quiet, responsive mouth is paramount. High action and extreme speed must be penalized.

SUBCHAPTER FR-6 ENGLISH PLEASURE—HUNT SEAT

FR132 General

1. All horses must adhere to rules in Subchapter FR1—General Qualifications.
2. Light hand contact must be maintained.

FR133 Tack

1. Bridle shall be Hunter Show type; either snaffle, Pelham, or Kimberwick bit is acceptable. Full bridles of Hunter type are acceptable (curb and snaffle); however, excessive length of curb shall be penalized. Bridles intended for use specific to other disciplines (i.e. Dressage, Saddle Seat, Western Pleasure etc.) are not permitted. Browbands or cavessons other than Hunter type are not permitted. Saddle Seat style colored browbands/cavessons and/or figure eight nosebands, drop or flash nosebands are not permitted. Martingales of any type, draw reins, artificial appliances, boots, and bandages are prohibited. Bit converter straps may only be used by Junior Exhibitors. Hunting style breastplates are allowed, although there may be no martingale or draw rein type attachments used with the breastplate. A judge at their own discretion may penalize a horse with non-conventional types of bits or nosebands.
2. English Hunt, close contact, all-purpose, or sidesaddles are permitted.
3. Manes and tails may be braided, and braiding is encouraged, however unbraided manes and tails are not to be penalized.

FR134 Attire

1. Riders should wear coats of a traditional Hunt style. Coats should be of a conservative color (such as black, navy, or other dark customary colors) and of a material appropriate for area and season. Traditional light colored breeches or jodhpurs with black or brown boots should be worn. Gloves are optional. Traditional Hunt caps or safety helmets are to be worn. Safety helmets may be worn by Junior riders and are recommended for all riders. See GR801.1.
2. Unrowelled spurs, whips and/or crops are optional.
3. Shadbellys and top hats are not allowed.

FR135 English Pleasure - Hunt Seat Class Specifications

1. Class criteria:
   a. Exhibitors must enter at a trot in a counterclockwise direction.

   b. At the judge's discretion, horses may be asked to extend any gait except in Junior Horse, Amateur Owner, and Junior Exhibitor classes.
   c. No more than 8 horses to hand gallop at one time.
2. Gaits information:
   a. Horses must be shown at the walk, trot, canter, and hand gallop both ways of the ring. Exception: No hand gallop in Junior Exhibitor classes.
   b. The horse should move freely forward with even, ground covering strides.
   c. The horse should exhibit a comfortable, balanced, consistent way of going while maintaining a frame suitable for a hunter.
   d. Excessive speed must be severely penalized.
   e. In the lineup, horses must stand quietly and may be asked to back individually or as a group.
3. Class types offered:
   a. In Open, Maiden, Novice, Limit, Stallion, Mare, and Gelding classes, horses will be judged on performance, manners, type, quality, and conformation except as noted below.
   b. In Amateur, Amateur Owner, Ladies, Gentlemen, Masters and Junior Exhibitor classes, horses will be judged on manners, performance, type, quality, and conformation.
   c. In Junior Horse classes, horses will be judged on quality, type, performance, conformation, and manners. A Junior horse is one that is 3, 4, or 5 years old.

SUBCHAPTER FR-7 DRESSAGE

FR136 General

1. Dressage classes held in the Friesian Division to be conducted in accordance with Dressage, Chapter DR, except as stated herein:
   a. Exception to DR119.1: No horse may compete in any under saddle class until it is three years old.
   b. Exception to DR119.2: Horses are limited to three Dressage tests per day.
   c. Exception to DR121.15: False tails are not permitted.
   d. Exception to DR122.1: Tests may be read during any Final or Championship Event.
   e. Exception to DR126.2b(3): Ride times may be changed at management's discretion.
   f. Exception to DR126.2j(4): Does not apply to the Friesian division.
   g. Exception to DR130: Horse in Quadrille and Pas de Deux classes in the Friesian division are not exempt from the "two consecutive level" requirement.
   h. When cross entry by rider or horse/rider combination is permitted between Dressage and other Friesian classes at a competition, DR119 and DR120 apply only to the designated Dressage warm-up and competition areas, or when exhibitor is actually warming-up for Dressage class. (Exception: c. above)
2. Separate classes must be offered for Purebreds and for Part Breds in the Friesian Dressage section.
3. Horses competing in Open Dressage classes may not compete in any other divisions or classes on the same day(s) and are subject to all DR Chapter rules from the time of their arrival until the end of the competition day.

SUBCHAPTER FR-8 DRESSAGE HACK

FR137 General

1. All horses must adhere to rules in Subchapter FR1-General Qualifications.
2. In the lineup, horses must stand quietly and may be asked to back individually or as a group.
3. An Amateur Dressage Hack class is open to any horse, however, once a horse has been entered and shown in a Dressage Hack class that horse may not be shown thereafter in any Dressage Suitability class with the same amateur rider.

4. An Open Dressage Hack class is open to any horse; once the horse has been entered and shown in a Dressage Hack class that horse may not be shown thereafter in any Dressage Suitability Class other than an amateur class with a different rider.
5. Refer to Chapter DR-Dressage Division for directives in performance and judging, including DR101-Object and General Principles, DR102-107-Gaits and Transitions, DR115-Collection, DR116-The Submission, The Impulsion, and DR117-The Position and Aids of the Rider.

FR138 Tack

1. Horses must be shown in a snaffle bridle with a smooth snaffle bit or a double bridle. (As approved in DR121) Regular, drop, flash, or figure eight nosebands are permissible with a snaffle bit. Double bridle and curb chain, and rubber or synthetic cover for curb chain optional, caveson noseband only. A Micklem bridle is permissible. (As approved in DR121).
2. English Dressage or English All-Purpose saddles are permitted. Conservative Dressage style saddle pads are required. (As approved In DR121).
3. Martingales of any type, draw reins, other artificial appliances, boots and bandages are prohibited in competition. One whip, as defined in DR121, is permitted in all classes. (whips limited to 120cm or 47.2 inches as per DR121).

FR139 Attire

1. Attire shall be a short riding coat of conservative color, with tie, choker, or stock tie, white or light-colored breeches or jodhpurs, boots or jodhpur boots, a Hunt cap or riding hat with a hard shell, derby or top hat. Protective headgear may be worn without penalty. (See GR801.1) A cutaway coat (modified tailcoat) with short tails is permitted. Gloves of conservative color are recommended. Half chaps and/or leggings are not allowed. For Regional Championship, National Championship, or evening competitions, a formal dark tailcoat (Shadbelly) is permitted.
2. Spurs must be made of metal. The shank must be either curved or straight pointing directly back from the center of the spur when on the rider's boot. If the shank is curved, the spurs must be worn only with the shank directed downwards. However, swan necked spurs are allowed (curved shank directed upwards). The inside arm of the spur must be smooth. Rowelled spurs are permitted but the rowels must be free to rotate.

FR140 Class Specifications

1. Class Criteria: Horses to enter at working trot, sitting or posting, in a counterclockwise direction.
2. Gaits information:
   a. Horses will perform medium walk, working trot, working canter, extended trot, and extended canter both ways of the ring.
   b. Free walk on long rein with horse stretching forward and down to be performed in at least one direction.
   c. A rein back of 4 steps may be asked for as a group on the rail, or individually in the lineup.
   d. Transitions into and out of the canter will be asked for through the working trot.
   e. Horses will be asked to reverse direction at the working trot.
   f. Trot work to be ridden sitting or posting at the rider's discretion.
   g. See DR103-105 for definitions of gaits to be performed.
3. Dressage Hack objectives:
   a. In addition to the objectives for the Dressage Suitability class, horses should begin to show more thrust (pushing power) and show progression towards a degree of balance and thoroughness.
   b. Horse should be reliably on the bit.
   c. A greater degree of straightness, bending, suppleness, and thoroughness is required.
   d. There should be a clear distinction between the paces (working and extended).
   e. The horse's ability as a Dressage mount is to be highly considered.
4. Class types offered:

a. To be judged 70% on performance of gaits and transitions, with attention to impulsion and submission, and using the objectives above as reference; and 30% on the rider's position, seat, and effective use of aids.
b. Classes may be divided for Open, Amateur, Masters, Junior Exhibitor, Stallions, Geldings, and Mares.
c. If classes are divided, a Championship class is recommended. A separate Junior Exhibitor Championship class must be offered if 3 or more Junior Exhibitors are entered.

SUBCHAPTER FR-9 DRESSAGE SUITABILITY

FR141 General

1. All horses must adhere to rules in Subchapter FR1-General Qualifications.
2. To be eligible for the Amateur Dressage Suitability class, a horse must not have shown in licensed Dressage competitions/Tests at Second level or above, either domestically or abroad or been entered and shown in a Dressage Hack Class with the same rider.
3. To be eligible for the Open Dressage Suitability class, a horse must not have shown in licensed Dressage competitions/Tests at Second level or above, either domestically or abroad or been entered and shown in any Dressage Hack Class.
4. Refer to Chapter DR-Dressage Division for directives in performance and judging, including DR101-Object and General Principles, DR102-107-Gaits and Transitions, DR115-Collection, DR116-The Submission, The Impulsion, and DR117-The Position and Aids of the Rider.

FR142 Tack

1. Dressage Suitability Class: Horses must be shown in a snaffle bridle with a smooth snaffle bit. (As approved in DR121) Regular, drop, flash, or figure eight nosebands are permissible.
2. English Dressage or English All-Purpose saddles are permitted. Conservative Dressage style saddle pads are required. (As approved in DR121).
3. Martingales of any type, draw reins, other artificial appliances, boots and bandages are prohibited in competition. One whip is permitted in all classes.
4. Manes and tails may be braided, secured with thread, yarn, or bands. Ribbons or other decorations are prohibited.

FR143 Attire

1. Attire shall be a riding coat of conservative color, with tie, choker or stock tie, white or light-colored breeches or jodhpurs, boots or jodhpur boots, a hunt cap, riding hat with a hard shell, derby, or top hat. Protective headgear may be worn without penalty. (See GR801.1) A cutaway coat (modified tailcoat) with short tails is permitted. Gloves of conservative color are recommended. Half chaps, gaiters and/or leggings are not allowed.
2. Spurs must be made of metal. The shank must be either curved or straight pointing directly back from the center of the spur on the rider's boot. If the shank is curved, the spurs must be worn only with the shank directed downwards. However, swan necked spurs are allowed (curved shank directed upwards). The inside arm of the spur must be smooth. Only smooth rowels are permitted in Dressage Suitability and the rowels must be free to rotate.

FR144 Class Specifications

1. Class criteria:
   a. Horses to enter at working trot, in a counterclockwise direction.

   b. To be judged 70% on Performance of gaits and transitions, with attention to impulsion and submission, and using the objectives above as reference; and 30% on the rider's position, seat, and effective use of aids.
2. Dressage Suitability Objectives:
   a. To confirm that the horse's muscles are supple and loose, and that it moves freely forward in a clear and steady rhythm, with purity of the gaits, and accepting contact with the bit.
   b. The horse should show lightness of the forehand and engagement of the hindquarters. Resistance and tension of the horse to be penalized.
   c. The horse's potential as a Dressage mount is to be considered.
3. Gaits Information:
   a. Horses must perform all gaits both ways of the ring.
   b. Gaits shall be medium walk, working trot, and working canter. Free walk on long rein with horse stretching forward and down to be performed in at least one direction.
   c. Transitions into and out of the canter will be called for through the working trot.
   d. Horses will be asked to reverse direction at the working trot or medium walk at the judge's discretion.
   e. In the lineup, horses must stand quietly and may be asked to back individually or as a group.
   f. Trot work to be ridden posting.

4. Class types offered:
   a. Classes may be divided for Open, Amateur, Masters, Junior Exhibitor, Stallions, Geldings and Mares.
   b. If classes are divided, a Championship class is recommended. A separate Junior Exhibitor Championship class must be offered if 3 or more Junior Exhibitors are entered.

SUBCHAPTER FR-10 HUNTER HACK

FR145 General

1. All horses must adhere to rules in Subchapter FR1 - General Qualifications.
2. Light hand contact must be maintained.

FR146 Tack

1. Bridle shall be Hunter show type; either snaffle, Pelham, or Kimberwick bit are acceptable. Full bridles of Hunter type are acceptable (curb and snaffle); however, excessive length of curb shall be penalized. Bridles intended for use specific to other disciplines (i.e. Dressage, Saddle seat, Western Pleasure, etc.) are not permitted. Browbands or cavessons other than Hunter type are not permitted. Saddle Seat style colored browbands/cavesons and/or figure eight nosebands, drop or flash nosebands are not permitted. Martingales of any type, draw reins, artificial appliances, boots, and bandages are prohibited. Bit converter straps may only be used by Junior Exhibitors. Hunting style breastplates are allowed, although there may be no martingale or draw rein type attachments used with the breastplate. A judge at their own discretion may penalize a horse with non-conventional types of bits or nosebands.
2. English Hunt, close contact, all-purpose, or sidesaddles are permitted. Saddle Seat saddles are prohibited.
3. Manes and tails may be braided, and braiding is encouraged, however unbraided manes and tails not to be penalized.

FR147 Attire

1. Riders should wear coats of a traditional Hunt style. Coats should be of a conservative color (such as black, navy, or other dark customary colors) and of a material appropriate for area and season. Traditional light colored breeches or jodhpurs with black or brown boots should be worn. Gloves are optional. Protective

helmets are to be worn by all riders according to GR801.1. Protective helmets must be worn during the class and while jumping anywhere on the grounds. Junior Exhibitors are required to wear protective headgear in conformity with GR801.1b and GR801.1c.
2. Unrowelled spurs and crops are optional. Rowelled spurs are prohibited.
3. Shadbellys and top hats are not allowed.

FR148 Class Specifications

1. Class criteria:
   a. Horses must enter at a trot in a counterclockwise direction.
   b. At the judge's discretion horses may be asked to extend any gait except in Junior Horse, Amateur Owner, and Junior Exhibitor classes.
   c. Horses must be required to jump two fences, the first fence to be 2'3" and the second fence to be 2'6". Fences should be set at customary distances apart, using increments of 12'. Ground lines at the take-off side of the jumps are required.
   d. The pattern or course for the jumping section must be determined by the competition management or the judge and will be posted at least one hour prior to the class. Posting the course as early as possible is preferred.
   e. A warm-up jump must be provided in the warm-up ring at least 30 minutes before the class.
   f. Horses must be judged 30% on the flat work on the rail, and 70% on the work over fences including the whole pattern/course. Any faults incurred during the work over fences must be scored as in a Working Hunter Class. Horses to be judged on performance, manners, type, quality, and conformation.
2. Gaits Information:
   a. Horses must be shown at the walk, trot, canter, and hand gallop both ways of the ring. Horses will then follow the direction of the ringmaster to line up, in preparation for work over fences.
   b. Horses to perform a hand gallop one way of the ring after the second fence, halt, back, and stand quietly on a loose rein.
   c. No more than 8 horses to hand gallop at one time.
   d. Horses may be required to back.
   e. Horses must stand quietly in the lineup.
   f. The horse should move freely forward with even, ground covering strides. The horse should exhibit a comfortable, balanced, consistent way of going while maintaining a frame suitable for a hunter.
   g. Excessive speed at any gait must be severely penalized.
3. Class types offered:
   a. In Open, Maiden, Novice, Limit, Stallion, Mare, and Gelding classes, horses will be judged on performance, manners, type, quality, and conformation except as noted below.
   b. In Amateur, Amateur Owner, Ladies, Gentlemen, Masters and Junior Exhibitor classes, horses will be judged on manners, performance, type, quality, and conformation.

SUBCHAPTER FR-11 ENGLISH SHOW HACK

FR149 General

1. All horses must adhere to rules in Subchapter FR1—General Qualifications.
2. Light contact must be maintained with all reins at all gaits. A judge may not request that gaits be performed only on snaffle or curb.
3. Judges are required to consider the performance at each gait equally in adjudicating this class.
4. A Show Hack horse is not necessarily a Dressage horse, nor an English Pleasure horse. Elevation and high knee action are not to be emphasized. The Show Hack is a suitable section for the well trained animal. Show Hacks must be balanced and show vitality, energy, presence, clean limbs and supreme quality. Soundness is required.
5. Horses may show with a braided mane and tail. Braids may be secured with tape, yarn or rubber bands.

FR150 Tack

1. Bridle shall be light, show type; either single snaffle, Kimberwick, double (full) bridle or Pelham. Browbands and cavesons other than Hunter or Dressage types are prohibited. Unconventional tack such as figure eight, drop, or flash nose bands are prohibited.
2. Saddles shall be any type Dressage or all-purpose English. Girths of either leather, white web, nylon string or suitable material.
3. Martingales not allowed. Breastplates allowed.

FR151 Attire

1. For day classes preferred traditional Hack attire consists of conservatively colored short riding coat, breeches and boots. A conservatively colored Hunt cap, top hat or derby is required. Protective headgear may be worn without penalty. (See GR801.1)
2. For Championship or evening classes, formal attire consisting of white breeches, top hat, and Shadbelly is appropriate but not required. Protective headgear may be worn without penalty. (See GR801.1)

FR152 Qualifying Gaits

1. A Show Hack shall be able to perform all of the gaits with a noticeable transition between the normal, collected, and extended gaits. The horse must be under complete control and easily ridden. Obedience to the rider is of prime importance. If the horse exhibits clear transitions in a balanced and level manner, appearing to be giving a comfortable and pleasurable ride, it is performing correctly for this class.
2. Walk, a four-beat gait: Straight, true and flat-footed. Normal Walk: Regular and unconstrained, moving energetically and calmly forward. Collected Walk: Strides are shorter and higher than at the normal walk. The head approaches the vertical, but should never move behind it. Pacing is a serious fault. Extended Walk: The horse is allowed to lengthen frame and stride while rider maintains light rein contact. The horse should cover as much ground as possible without rushing.
3. Trot, a two-beat diagonal gait: Free-moving, straight, rider maintaining light contact with horse's mouth at all times. Normal Trot: Light, crisp, balanced and cadenced, with rider posting. Collected Trot: The horse's stride is shorter and lighter, maintaining balance and impulsion. The neck is more raised and arched than at the normal trot as head approaches the vertical line, never moving behind it. Rider is sitting. Extended Trot: Maintaining the same cadence and performing at medium speed, the horse lengthens its stride as a result of greater impulsion from the hindquarters. Horse should remain light in rider's hand as it lengthens its frame. The extended trot may be performed with the rider sitting or posting.
4. Canter, a three-beat gait: Straight on both leads, smooth. Normal Canter: Light, even strides, should be moved into without hesitation. Collected Canter: Marked by the lightness of the forehand and the engagement of the hindquarters, the collected canter is characterized by supple, free shoulders. Neck is more raised and arched than in normal canter as the head approaches the vertical line, never moving behind it. Extended Canter: Maintaining the same cadence, the horse lengthens its stride as a result of greater impulsion from the hindquarters. Horse should remain light in rider's hand as it lengthens its frame.
5. Hand Gallop: The hand gallop is performed with a long, free, ground covering stride. The amount of ground covered may vary between horses due to difference in natural length of stride. The distinction between hand gallop and extended canter is, the latter being the ultimate linear extension of stride within the hand of the rider; the hand gallop being a looser, freer elongation of stride and frame of the horse. A decided lengthening of stride should be shown while the horse remains controlled, mannerly, correct, and straight on both leads. Extreme speed to be penalized.

FR153 Class Specifications

1. Class criteria:
   a. Exhibitors enter the ring in a counterclockwise direction at the normal walk.

b. Entries will be eliminated by any fall of horse or rider during the class.

2. Gaits information:
   a. To be shown at normal walk, collected walk, extended walk, normal trot, collected trot (rider sitting), extended trot, normal canter, collected canter, extended canter and hand gallop in both directions.
   b. No more than 8 horses to hand gallop at one time.
   c. Horses may be asked to halt, stand quietly, and rein back readily on the rail.
3. Class types offered:
   a. Open, Maiden, Novice, Limit, Stallions, Mares, Geldings, Junior Horse, Amateur, Junior Exhibitor, Ladies, Gentlemen, Masters.
   b. To be judged on manners, performance, quality and conformation.

SUBCHAPTER FR-12 FINE HARNESS

FR154 General

The Fine Harness horse should possess all of the elegance and refinement of the ideal Friesian and its energy should be directed toward animation rather than speed.

FR155 Tack

Harness and bits in Fine Harness Friesian driving classes must be appropriate to the horse and vehicle.

1. Horses must be shown in a small buggy with four wire wheels with rubber tires but without a top.
2. Light harness requires a headstall with blinkers, a throatlatch and a full noseband are required, and a martingale with a snaffle bit. Sidechecks and overchecks are permitted if an overcheck is used, an overcheck bit is optional. Burr, gags, and twisted wire bits are not allowed.
3. A driving whip in the hands of the driver suitable to the vehicle is required.
4. Equipment is to be serviceable, structurally sound and quiet, causing no sound disturbances to other competitors.

FR156 Gait Requirements

Qualifying gaits are animated walk, park trot, “show your horse.” Horses are to enter ring at park trot.

1. ANIMATED WALK: The animated walk is a highly collected gait, exhibiting much “primp” at a slow, regulated speed, with good action and animation. It should have snap and easy control. It can be either a two beat or four beat gait. It is performed with great style, elegance and airiness of motion.
2. PARK TROT: The park trot is executed in a highly collected manner, speed to be penalized. The horse’s energy should be directed toward animation rather than speed.
3. “SHOW YOUR HORSE”: At this command, the driver has the privilege of showing the Fine Harness horse to its best advantage at the trot but speed will be penalized. This is to be performed in open classes only.

FR157 Line Up

Entries are to stand quietly, but shall not be required to back. They may be unchecked while lined up. An attendant may assist in squaring up the horse but must remain at least two paces from the head when that entry is being judged. Attendants are prohibited from carrying a crop or whip in the line-up.

FR158 Ring Attendants/Headers

One attendant, wearing an unadorned smock or duster, business attire or appropriate show attire, will be permitted to stand quietly at the entry gate during all classes but must take no action that will affect the performance of any horse. “Unadorned” refers to a smock or duster bearing the IFSHA logo only.

FR159 Awards

Awards must be made from the line-up; entries must not be asked to retire to the end of the ring.

FR160 Classes Offered and Specifications

Classes may be divided by sex. PROHIBITED: Stallions driven by Junior drivers under fourteen (14) years of age.

1. OPEN, MAIDEN, NOVICE, LIMIT, STALLION, MARE, GELDING, JUNIOR HORSE (Three to Five Years of age). To be shown at an animated walk; park trot and “show your horse”. To stand quietly. To be judged on performance, presence, quality, manners and conformation.
2. LADIES OPEN, LADIES AMATEUR ONLY. To be shown at an animated walk and a park trot. To stand quietly. To be judged on manners, quality, presence, performance and conformation.
3. JUNIOR EXHIBITOR; AMATEUR (Ladies and/or Gentlemen); AMATEUR OWNERS, MASTERS. To be shown at an animated walk and a park trot. To stand quietly. To be judged on manners, performance, presence, quality and conformation.
4. To be eligible for Championships, horses must have been entered, shown and judged in a qualifying class restricted in a similar manner, i.e., Ladies classes qualify for the Ladies Championship, Gentlemen’s classes qualify for the Gentlemen’s Championship and Junior Exhibitors’ classes qualify for the Junior Exhibitor Championship. If only an Amateur Championship is offered, horses are eligible if they have been entered, shown by an amateur and judged in the Ladies class or in any qualifying class having the same judging specifications.
5. GRAND CHAMPIONSHIP. To be eligible, horses must be entered, shown and judged in any other class in this section. Exhibited at an animated walk, park trot and “show your horse” (speed to be penalized). To stand quietly. Judged 75% on performance, presence, quality and manners; 25% on total conformation.
6. JUNIOR CHAMPIONSHIP. Judged 75% on performance, presence, quality and manners; 25% on total conformation.
7. LADIES CHAMPIONSHIP. Judged 75% on manners, quality, presence and performance; 25% on total conformation.
8. JUNIOR EXHIBITOR; AMATEUR (Ladies and/or Gentlemen); AMATEUR OWNERS, MASTERS CHAMPIONSHIP. Judged 75% on manners, performance, presence and quality; 25% on conformation.

SUBCHAPTER FR-13 SHOW PLEASURE DRIVING

FR161 General

1. Headers, wearing unadorned dusters or smocks, business attire or appropriate show attire, (unadorned includes dusters or smocks with IFSHA logo), must be utilized to ensure the safety of the exhibitors.
2. One person is permitted in a one seat vehicle or two people are permitted in a two wheel vehicle with multiple seats or a bench seat. Junior drivers under fourteen (14) years of age must be accompanied by a knowledgeable adult driver and must be in a vehicle designed for two exhibitors.

FR162 Qualifying Gaits

1. Walk—A four-beat gait which is to be true, flat-footed, and ground covering.

2. Trot—A two-beat gait which is balanced overall, relaxed and easy going with elasticity and freedom of movement.
3. Strong Trot—A strong trot is to be faster with a lengthened stride, maintaining balance, ease, and freedom of movement.

FR163 Tack

Harness and bits in all Show Pleasure Friesian driving classes should be appropriate to the horse and vehicle.

1. Horses must be shown to a Traditional Meadowbrooks or a two wheeled vehicle suitable to the horse such as traditional American show carts or road carts. Antiques, or reproduction carriages are not allowed. The horse must be shown in a correctly sized and fitted harness, with breast collar and vehicle suitable to the size of the horse, which is of the utmost importance for the safety of horses and exhibitors alike.
2. Harness requires a headstall with blinkers, a throatlatch and a full noseband are required, a martingale when a snaffle bit is used. Sidechecks and overchecks may be used. If an overcheck is used an overcheck bit is optional. Any harness and bit(s) must be appropriate to the vehicle used. Burr, gags, and twisted wire bits are not allowed.
3. A driving whip in the hands of the driver suitable to the vehicle is required. The thong on the whip should be long enough to reach the shoulder of the horse if driving a Meadowbrook.
4. Equipment is to be serviceable, structurally sound and quiet, causing no sound disturbances to other competitors.

FR164 Attire

1. Drivers should dress according to the style of the present day. Dress for the driver should conform to the turnout. Informal Saddle Seat Suit with matching tie, gloves (natural/brown recommended), and Derby or Soft Hat is acceptable for men and women.
2. Day Coat of traditional color is preferred with jodhpurs, coordinating tie, gloves, and derby or soft hat is acceptable for women. A vest is permitted.
3. A suit and tie, a sport coat and slacks with tie are acceptable for men. Coordinating hat is required, natural/brown gloves recommended.
4. A tailored suit, blouse and skirt, dress, or slacks or pants suit is acceptable for women. Coordinating hat is required, natural/brown gloves are recommended. Floppy hats are discouraged.
5. Friesian or Dutch dress for men and women is acceptable if the turnout is also Friesian or Dutch.
6. Protective headgear may be worn without penalty (see GR801.1).

FR165 Show Pleasure Driving Class Specifications

1. Class criteria: Exhibitors must enter the ring in a counterclockwise direction at the normal trot.
2. Gaits information:
   a. Entries are to be shown at a walk, normal trot, and strong trot both ways of the ring.
   b. Horses are to stand quietly and back readily.
3. Class types offered:
   a. Open, Maiden, Novice, Stallion, Mare and Gelding classes are to be judged on manners, performance, type, quality, and conformation.
   b. Amateur, Amateur Owner, Ladies Gentlemen, Masters and Junior Exhibitor classes are to be judged on manners, performance, type, quality, and conformation.
   c. Junior Horse classes are to be judged on quality, type, performance, conformation, and manners.

SUBCHAPTER FR-14 COUNTRY PLEASURE DRIVING

FR166 General

1. It is imperative that the horse give the distinct impression of being a pleasure to drive and display a pleasurable attitude. To this end, all gaits must be performed with willingness and obvious ease, cadence, balance, and smoothness.
2. Excessive knee action must be penalized.
3. Excessive speed must be penalized.
4. Entries in Friesian Country English Pleasure-Saddle Seat or Country Pleasure Driving are prohibited from competing in the following sections Friesian English Pleasure Saddle Seat, Park, Fine Harness and Show Pleasure Driving at the same competition; cross entries are permitted, however, between Friesian English Pleasure Saddle Seat, Park, Fine Harness and Show Pleasure Driving.

FR167 Tack

Harness and bits in Country Pleasure Friesian driving classes should be appropriate to the horse and vehicle.

1. To be shown to a traditional Meadowbrook, roadcart, or other suitable two wheeled vehicle. Any harness and bit(s) used must be suitable to the vehicle driven. Heavier two wheeled vehicles require a harness with a breeching (i.e. Meadowbrook) and may have either a full collar or a breast collar.
2. Harness to include a headstall with blinkers, a throatlatch and a full noseband are required, and a martingale when a snaffle bit is used. Burr, gags, and twisted wire bits are not allowed. Sidechecks and overchecks are permitted. If an overcheck is used an overcheck bit is optional.
3. A driving whip in the hands of the driver suitable to the vehicle is required. The thong on the whip should be long enough to reach the shoulder of the horse if a heavier two wheeled vehicle is being used.
4. Equipment is to be serviceable, structurally sound and quiet, causing no sound disturbances to other competitors.

FR168 Qualifying Gaits

1. Walk - A four-beat gait, brisk, true, and flat-footed with good reach.
2. Normal Trot - A two-beat gait, to be performed at medium speed with moderate collection. The normal trot must be mannerly, cadenced, balanced, and free-moving.
3. Strong Trot - This is a stronger trot, performed with a lengthened stride, powerful and reaching, at a rate of speed which may vary between horses since each horse should attain its own strong trot in harmony with its own maximum natural stride. The horse must not be strung out behind. The horse should show moderate collection without exaggeratedly high action in front. It must present a willing attitude while maintaining form. The strong trot must be mannerly, cadenced, balanced, and free-moving.

FR169 Country Pleasure Driving Class Specifications

1. OPEN, MAIDEN, NOVICE, LIMIT, STALLION, MARE and GELDING classes are to be judged on attitude, manners, performance, type, quality and conformation. To be shown at the walk, normal trot, and strong trot in both directions.
2. AMATEUR, AMATEUR OWNER, LADIES, GENTLEMEN MASTERS and JUNIOR EXHIBITOR classes are to be judged on manners, performance, type, attitude, quality, and conformation. To be shown at the walk, normal trot, and strong trot in both directions.
3. JUNIOR HORSE classes are to be judged on quality, type, attitude, performance, conformation, and manners. To be shown at the walk and normal trot in both directions.

SUBCHAPTER FR-15 SPORT PLEASURE DRIVING

FR170 General

This section is intended for the Friesian Horse that as an under saddle mount is suitable for Hunter Pleasure and Western sections.

FR171 Tack

Harness and bits in Sport Pleasure Friesian driving classes should be appropriate to the horse and vehicle.

1. To be shown to a suitable two or four wheel vehicle in light or heavy harness as appropriate.
2. Sidechecks and overchecks are permitted. If an overcheck is used, an over check bit is optional.
3. A driving whip in the hands of the driver suitable to the vehicle is required. The thong on the whip should be long enough to reach the shoulder of the horse if a heavier two wheeled vehicle is being used.
4. Equipment is to be serviceable, structurally sound, and quiet, causing no sound disturbances to other competitors.

FR172 Class Specifications

1. Class criteria:
   a. Headers are permitted.
   b. High action and excessive speed in this division must be penalized.
2. Gaits information:
   a. To be shown both ways of the ring at the walk, trot, and strong trot.
   b. Horses will reverse at the walk.
   c. Horses should stand quietly in the lineup and must be asked to back.
3. Class types offered:
   a. Open, Maiden, Novice, Limit, Stallion, Mare, and Gelding classes are to be judged on attitude, manners, performance, type, quality, and conformation classes are to be judged on manners, performance, type, attitude, quality, and conformation.
   b. Amateur, Amateur Owner, Ladies, Gentlemen, Masters, and Junior Exhibitor classes are to be judged on manners, performance, type, attitude, quality and conformation.
   c. Junior Horse classes are to be judged on quality, type, attitude, performance, conformation, and manners.

SUBCHAPTER FR-16 FRIESIAN SJEES TRADITIONAL SHOW DRIVING

FR173 General

1. All horses must adhere to the rules in the General Section.
2. The Friesian Sjees may be shown as a single or a pair.
3. No passenger is required for a single horse with driver.
4. A passenger required for a pair.

FR174 Tack

1. The traditional Friesian Sjees is a sleigh-like vehicle on two wheels that vary in color and ornamentation.
2. Horses are to be shown in traditional Friesian show harness. Show harness is traditionally black leather appointed in silver, with white padding on the chest behind the black leather. Reins and traces are traditionally white rope. No breeching. Traditional bridle with blinkers, no overcheck, no sidechecks.

3. The traditional bit is a rosette, however use of a Liverpool bit is highly recommended, and use of either bit should not be weighed higher than the other. For show driving the rein may be moved down to the second hole from the mouth without penalty.
4. A wooden or modern style whip must be carried in-hand and the lash should be able to extend to the horse's shoulder.
5. Equipment is to be serviceable, structurally sound, and quiet, causing no sound disturbances to other competitors.

FR175 Attire

1. Male Exhibitor, the male driver must wear a traditional Friesian Costume which consists of a black top hat, black or conservative dark color jacket with tails. The vest may coordinate in color to the vehicle or the passenger dress color. The collared shirt must be white with a white ascot. Coordinating color knickers to the jacket, with white or blue socks only, black shoes with silver buckles. No gloves. A traditional watch chain adorning the vest is preferred however not required and should not be penalized.
2. Female Exhibitor, the female driver or passenger must wear a traditional Friesian Costume which consists of a head dress; first layer next to the hair line, wrap with white cotton or white bandage, second layer white cap, third layer a black cap, fourth layer a Golden or Silver Iron, fifth layer is a white lace cap held by hat pins placed at the temples also known as Mutsenspjeld. The dress may vary in color, however, is traditionally black, the garment must be constructed of natural fabric usually cotton or silk. The components of the dress are as follows; the bodice is tight and ribbed, the sleeve may fit tightly on the arm or they may blouse from the shoulder and gathered at the wrist, the sleeve has a white undergarment that extends from the elbow to the wrist which may be cotton or lace. The color coordinating skirt is comprised of three parts; the first under skirt/petticoat is white cotton, the second or middle layer skirt is black, and the over or top skirt matches the bodice and should extend to the ground. Black shoes, no gloves. The dress should have a white lace or ornamented cotton shawl draped at the shoulder with a brooch, and a coordinating apron that extends from the waist to the skirt length. The ornamental purse usually has biblical scenes at the closure and should be positioned on the right slightly below the bodice, the silver scissor and silver pin holder should be positioned on the left front just below the bodice. The exhibitor may wear jewelry appointments such as a necklace, bracelet and a ring.

FR176 Qualifying Gaits

1. Extended Trot. The extended trot is to be a controlled extended reaching movement, with power and drive from the engaged rear end, while maintaining balance, ease and freedom of movement. In order to extend some horses may need to achieve the desired movement at different speeds and should not be penalized.
2. Excessive speed will be penalized.
3. Break from gait will be penalized.
4. The head set should be high yet controlled.

FR177 Class Specifications

1. Class criteria:
   a. Exhibitors must enter the ring in a counterclockwise direction at the extended trot on the rail.
   b. Exhibitors must circle the ring once after the gate is closed then line up and stand quietly.
   c. Appointments, attire, and Sjees are to be reviewed for quality and authenticity/correct display.
   d. As directed, the exhibitors shall leave the line up at the extended trot in the clockwise direction on the rail.
   e. As directed the exhibitors will reverse on the diagonal at the extended trot then line up as directed and stand quietly for placement.
   f. Award information: Two awards will be given separately through 6th place.
      i. First Set of Awards—Movement and performance of the horse.
         1. Open classes are to be judged on 90% movement and 10% performance.

ii. Second Set of Awards—Overall presentation of Sjees, harness, appointments, and exhibitor costumes.
    1. Open classes are to be judged equally on the vehicle, harness, appointments, and exhibitor costumes.

SUBCHAPTER FR-17 CARRIAGE COSTUME

FR178 Carriage Costume Period/Fantasy

Exhibitor is to give free expression to the imagination and creativity of the presentation. Classes are to be judged on creativity, authenticity to period, suitability of costume to horse and driver, and manners.

FR179 Tack

Harness and bits in all Friesian driving classes should be appropriate to the horse and vehicle according to tradition and safety.

1. To be shown to a traditional Meadowbrook, roadcart, or other suitable two or four wheeled vehicle. Any harness and bit(s) used must be suitable to the vehicle driven.
2. Harness to include a headstall with blinkers and a martingale when a snaffle bit is used. Burr, gags, and twisted wire bits are not allowed.
3. A whip in-hand suitable to the vehicle is required.
4. Equipment is to be serviceable, structurally sound and quiet, causing no sound disturbances to other competitors.

FR180 Attire

1. Costume-Period/Fantasy (no metallic or metal armor) see FR216 and FR217 for Costume Requirements.

FR181 Carriage Costume Class Specifications

1. Class criteria:
    a. Excessive speed must be penalized.
    b. Manners are paramount.
2. Gaits information: Horses to be shown at a walk and normal trot both ways of the ring; no rein back.
3. Class types offered:
    a. Open, Maiden, Novice, Limit, Stallion, Mare, and Gelding classes are to be judged on attitude, manners, performance, type, quality, and conformation. To be shown at the walk and a normal trot.
    b. Amateur, Amateur Owner, Ladies, Gentlemen Masters, and Junior Exhibitor classes are to be judged on manners, performance, type, attitude, quality, and conformation. To be shown at the walk and normal trot.

SUBCHAPTER FR-18 CARRIAGE DRIVING

FR182 Carriage Pleasure Driving

1. General Rules
    a. Excessive use of the voice, shouting, or whistling to the horse may be penalized, at the judge's discretion. The driver must control the horse's movements with discreet use of vocal aids.
    b. Drivers should strive to maintain a safe distance from other vehicles both during the competition, in the warm-up and parking areas.
    c. In the case of an accident or equipment failure, which requires repair or readjustment, all grooms or passengers carried on the vehicle must dismount the vehicle. They should not remount until the repair

has been completed and the turnout deemed fit to continue. The exception would be in the case of a minor adjustment (e.g., trace down), only the groom need dismount. Appropriate penalties will be assessed according to class specifications.

d. It is the responsibility of each driver to ensure that the harness and vehicle are in good repair, structurally sound, and safe for competition conditions. Turnouts without braking mechanisms (such as breeching, brakes, or tug stops with wrap girths) may be restricted from certain classes for safety reasons. The judge must eliminate an unsafe entry from any class. Repeated offenses may incur disqualification.
e. The driver must sit on the right-hand side of the vehicle unless construction of the vehicle prevents this.
f. Either the one- or two-handed method of driving is permitted in all Carriage Pleasure Driving classes, including Reinsmanship.
g. Please refer to the USEF Carriage Pleasure rules (CP Chapter) for rules not covered within the FR-18 Carriage Driving subchapter.

2. Vehicles
   a. Marathon & CDE Vehicles may be used in all Carriage Pleasure Driving Classes with exception of Carriage Pleasure Driving Turnout and Concours D' Elegance.
   b. Any four wheeled vehicle (carriage) is permitted. Please refer to the CP division – Appendix CP-C Turnout and Appointments.
   c. Wire-wheeled and pneumatic-tired vehicles are permitted.

3. Attire. It is the responsibility of the driver to see that the driver and all attendants, grooms, passengers and horses are appropriately attired and turned out for the class in question. Refer to Appendix CP-C. Turnout and Appointments for additional information.

   a. Attire for drivers, grooms, and passengers:
      I. Drivers: Dress must conform to the type of turnout (i.e., Formal, Park, Country, Sporting, Commercial). Less traditional attire (example: Combined Driving Marathon attire) is permitted only if it is allowed in the class description, otherwise a penalty or elimination may result. Except for certain commercial turnouts:
         1. Gentlemen must wear a coat or jacket while appearing in any class unless excused from doing so by the judge and/or Show Manager. When accepting awards, gentlemen are required to remove their hats.
         2. Ladies must wear a conservative dress, tailored suit, or slacks. Floppy hats are prohibited.
         3. Unless otherwise specified, the driver must wear a hat, an apron or knee rug and gloves.
            II. Grooms: Grooms may wear stable livery in any but the more formal vehicles where full livery is appropriate. Where it is specifically allowed in the Omnibus/Prize List or class description, less formal attire may be appropriate, must always be neat and clean. In all classes, grooms must wear a hat or protective headgear.
               1. Stable Livery consists of one of the following:
                  a. A conservative suit, white shirt, dark tie, derby, dark shoes and leather gloves.
                  b. A conservative jacket, jodhpurs or drill trousers, jodhpur or paddock boots, white shirt, stock or four-in-hand tie, leather gloves, derby or conservative cap.
                  c. Hunting attire with a hunting derby or bowler.
                  d. Full Livery consists of a close-fitting body coat with buttons of yellow or white metal to match the furnishings of the harness used (if possible), white breeches, black boots with tan tops, white stock, black top hat and brown leather gloves. The color of the coat remains the owner's preference, but must be conservative in nature and, where possible, complementary to the color of the vehicle.

            III. Passengers: Dress should conform to the type of turnout (i.e., Formal, Park, Country, Sporting). Except for certain Coaching and Commercial turnouts, all passengers should wear a hat, an apron or knee rug, and gloves.

4. Tack

   a. Harness
      I. The harness must be in good condition, clean, fit properly and be appropriate for the style of vehicle.
      II. Bridles must fit snugly to prevent catching on the vehicle or other pieces of harness.
      III. A throatlatch and a full noseband are mandatory. A full noseband is defined as a noseband fully encircling the nose. Flash nosebands are strongly discouraged in pleasure driving classes. The use of gullet straps is acceptable.
      IV. Black harness is considered appropriate with:
         1. painted vehicles;

2. natural wood vehicle with iron parts painted any color except brown;
3. dash, fender, shaft and pole trimmings should match the harness.

V. Russet harness is considered appropriate with:
1. natural wood vehicle with brown or black iron;
2. painted vehicle with natural wood panels with any color iron; or
3. vehicle that is painted brown with brown iron;
4. dash, fenders, shaft, and pole trimmings should match the harness.

VI. The collars of four-in-hand leaders are not to be tied together.

VII. Boots – Bell boots, shin boots and wraps are allowed in Pleasure Drive classes and may be permitted at the discretion of the judge in other classes due to local conditions. Boots protecting the sole of the foot are allowed in any pleasure class.

VIII. Standing martingales are allowed for Stanhope or Park Gate Gig vehicles and George IV Phaetons, except in obstacle classes.

IX. Check reins and martingales (except false martingales) are prohibited in Obstacle classes. Failure to comply will incur elimination. In other classes, check reins and martingales may be appropriate turnout for certain vehicles. See Appendix CP-C. Turnout and Appointments

X. Kicking straps are permitted but they should match the harness being used.

b. Protective Headgear: All juniors in all competitions must wear properly fastened protective headgear which meets or exceeds current ASTM (American Society for Testing and Materials)/ SEI (Safety Equipment Institute) standards for equestrian use and carry the SEI tag. It must be properly fitted with harness secured. Failure to comply will result in elimination. All competitors, attendants, grooms and passengers are encouraged to use of protective headgear.

c. Additional Safety Equipment: Body protectors are permitted for all participants and are not to be penalized.

d. A whip must be carried in hand at all times while driving. A driver not in compliance may be eliminated or disqualified. The thong of the whip should be long enough to reach the shoulder of the farthest horse. A driver not in compliance with the above may be penalized. A whip with its thong tied in a manner which renders it incapable of reaching the farthest horse is not allowed. Failure to comply must be severely penalized.

5. Description of Gaits. Cantering and galloping are prohibited unless clearly stated in the prize list.

a. The walk is a free, regular, and unconstrained walk of moderate extension is ideal. The horses should walk energetically, but calmly, with even and determined pace. The walk is a four-beat gait.

b. The trot is a two-beat, diagonal gait.

i. Slow Trot: The horse should maintain forward impulsion while showing submission to the bit. The trot is slower and more collected, but not to the degree required in the dressage collected trot. However, the horse should indicate willingness to be driven on the bit while maintaining a steady cadence.

ii. Working Trot: This is the pace between the strong and the slow trot and more round than the strong trot. The horse goes forward freely and straight; engaging the hind legs with good hock action; on a taut, but light, rein; the position being balanced and unconstrained. The steps should be as even as possible. The hind feet touch the ground in the footprints of the fore feet. The degree of energy and impulsion displayed at the working trot denotes clearly the degree of suppleness and balance of the horses.

iii. Strong Trot: This is a clear, but not excessive, increase in pace and lengthening of stride while remaining well balanced and showing appropriate lateral flexion on turns. Light contact to be maintained. Excessive speed must be penalized.

c. Halt: Horses and vehicle should be brought to a complete and square stop without abruptness or veering. At the halt, horses should stand attentive, motionless, and straight with the weight evenly distributed over all four legs and be ready to move off at the slightest indication from the driver.

d. Reinback is defined as a backward movement in which the legs are raised and set down simultaneously in diagonal pairs with the hind legs remaining well in line. To be performed in two parts:

i. The horse must move backward at least four steps in an unhurried manner with head flexed and straight, pushing the vehicle back evenly in a straight line. The driver should use quiet aids and light contact.

ii. Move forward willingly to former position using the same quiet aids.

iii. Road Coaches and Park Drags are not to be asked to back up in the show ring.

e. The canter is a controlled three-beat gait consisting of three evenly spaced footfalls followed by the "suspension" phase when all four legs are off the ground. The three beats and suspension are considered one stride.

f. The gallop is a four-beat gait, faster than a canter.

g. A stride is defined as the cycle of movements that is completed when the horse's legs regain their initial positions. Length of stride refers to the amount of ground covered by an entire sequence.

h. Show Your Horse: At this command, the driver has the privilege of showing the Horse(s) to its best advantage at the trot, but speed will be penalized.

6. Class Specifications

a. Turnout

I. A Pleasure Driving class in which entries are judged primarily on the performance and quality of each turnout.

II. Horses are to be shown both ways of the arena at a walk, slow trot, working trot, and strong trot. Horses are to stand quietly and to rein back.

III. Entries are to be judged on the following:

1. 70% on the condition, fit and appropriateness of harness and vehicle, spares and appointments, neatness and appropriateness of attire and overall impression.
2. 30% on performance, manners, and way of going.

b. Working

I. A Pleasure Driving class in which entries are judged primarily on the suitability of the horse to provide a pleasant drive.

II. Horses are to be shown both ways of the arena at a walk, slow trot, working trot and strong trot. To stand quietly, both on the rail and while lined up, and to rein back.

III. All entries chosen for a workout may be worked both ways of the arena at any gait requested by the judge and may be asked to execute appropriate tests.

IV. Entries to be judged on the following:

1. 70% on performance, manners, and way of going of the horse(s).
2. 20% on the condition and fit of harness and vehicle.
3. 10% on neatness of attire.

c. Reinsmanship

I. A Pleasure Driving class in which entries are judged primarily on the ability and skill of the driver.

II. Horses to be shown both ways of the ring at a walk, slow trot, working trot and strong trot. Drivers must be required to rein back.

III. All drivers chosen for a workout may be worked at any gait requested by the judge and may be asked to execute appropriate tests.

IV. The driver must be seated comfortably on the box so as to be relaxed and effective.

V. Any style of rein handling is permitted. Common to any method, the elbows and arms should be close to the body with an allowing but steady hand enabling a consistent "feel" with the horse's mouth.

VI. Entries to be judged on the following:

1. 75% on handling of reins and whip, control, posture, and overall impression of driver.
2. 25% on the condition of harness and vehicle and neatness of attire.

VII. See CP221.7 for a list of tests from which the judges may choose for individual workouts, including asking for any maneuver to be driven one handed.

VIII. For Friesian Novice Reinsmanship, the below movements may be called for in a pattern. For example patterns, see the Friesian page of the Federation's Website.

a. Movements for any class

I. Figure Eight
II. Transitions Slow Trot to Working Trot
III. Change Directions across Diagonal at Walk
IV. No Strong Trot asked for in class
V. Halt on Rail, Stand Quietly with no Rein Back
VI. No one Handed tests asked for in Class
VII. Headers Allowed

b. Movement for Amateur and Junior exhibitor classes

I. Figure 8 at working trot or slow trot
II. No strong trot in class

III. Transition walk to slow trot; slow trot to walk
IV. Transition walk to working trot; working trot to walk
V. Headers Allowed, required for junior drivers
VI. Halt and stand quietly for 5 seconds
VII. Halt, reinback 3 steps, stand quietly
VIII. Change directions across diagonal at walk
IX. Halt salute at beginning and conclusion of pattern

c. Movements for Open classes

I. Figure 8 at working trot or slow trot
II. Figure 8 first loop/circle slow trot, second loop/circle working trot
III. Figure 8 first loop/circle working trot, second loop/circle slow trot
IV. Transitions walk to working trot; working trot to walk
V. No headers allowed (exception: a header is required for Junior drivers)
VI. One handed performance of test permitted
VII. Halt and stand quietly for 5 seconds
VIII. Reinback 5 steps, halt, step forward to starting point, halt
IX. Change directions across diagonal at slow trot
X. Halt, 90 degree pivot to either right or left (2 wheel vehicles only)
XI. Halt salute at beginning and conclusion of pattern

d. Drive and Ride. Drive and Ride class requires a single horse to be shown in two concurrent sections, harness and under saddle.

I. In the harness section, horses are to be shown to a suitable pleasure driving vehicle, and are to be shown both ways of the arena at a walk, slow trot, working trot, and strong trot. Horses are to stand quietly and to rein back.
II. In the under saddle section, horses must be shown both ways of the arena at a walk, trot (or jog), and canter (or lope). Horses are to stand quietly and to rein back.
III. Entries to be judged on the following:
1. 50% on performance, manners, way of going and suitability in harness.
2. 50% on performance, manners, and way of going under saddle.

e. Concours d'Elegance

I. The class may be judged:
1. As a separate class;
2. In conjunction with a specific class or classes or pleasure drives as designated by the organizer; or
3. By overall impression throughout the competition.
II. The essence of this class is the word "Elegance." The winner will be the turnout which, in the opinion of the judge, presents the most elegant effect. This will include vehicle, harness, appointments, horse(s), driver, passengers, grooms, etc., but above all, general impression is most important. Vehicle and harness may be inspected to ensure thoughtful restoration and careful maintenance. Attention must be paid to the personal appearance of the driver, grooms, and passengers as it contributes to the overall picture. Period costumes are prohibited, unless otherwise stated in the Omnibus/Prize List. Performance will not be judged unless it detracts from the elegance of the turnout.

7. Pleasure Obstacle Driving Classes

a. General Rules

i. A horse must not be entered more than once in the same obstacle class, except as part of a pair or multiple.
ii. A groom/passenger may compete as a driver on the same course.
iii. A practice obstacle must be provided for use in a specified area. Times for the use of the area may be controlled by the manager.
iv. Unless expressly permitted by the manager, driving, leading, or riding horses on any course used for competition at any time prior to or after the competition is prohibited. Failure to comply incurs elimination from any classes using that course.
v. Within any division, schooling entries may be permitted at the discretion of the manager as published in the prize list. These entries are not eligible for competition and will receive no score or

placing in any class. At the discretion of the manager, a horse and/or driver may drive as a Schooling Entry on the same courses used in competition after they have competed those courses.

b. Attire. Drivers must dress appropriately when competing in any Pleasure Driving class including obstacles. This must be show attire unless otherwise specified in the Omnibus / Prize List.

c. Course information
   i. Course Walk
      1. Drivers must be allowed time to walk the course prior to the start of a class and to inspect each obstacle.
      2. Only officials and the Organizer may alter or work on any part of the course. If any athlete or person associated with them alters the course in any way, the athlete must be disqualified.
   ii. Course description
      See Appendix CP-B for an example of Obstacles.
      1. The course must consist of Start and Finish markers, decorative materials, and driveable obstacles consisting of number markers, paired cones, or other materials such as rails, fence panels, barrels, etc. Cone pairs may be numbered with red and white markers placed on the cones themselves.
      2. Unless otherwise specified in class rules, each obstacle on a prescribed course must be numbered consecutively and marked red on the right, and white on the left.
      3. Scurry obstacles must not be numbered.
      4. A course diagram and applicable time allowed must be posted at least two hours before the start of the class.
      5. Start and finish lines for all obstacle courses should be a minimum of 10 feet (3 meters) wide.
   iii. Width of obstacles
      1. The track width is measured at ground level on the widest track width of the vehicle. An allowance may be added for pair or multiple horses that are wider than the wheel width of the vehicle.
      2. Clearance:
         a. The minimum/maximum obstacle clearances include:
            8”-10” (20-25 cm) for classes emphasizing precision
            12”-16” (30-40 cm) for classes emphasizing speed
            16”-20” (40-50 cm) for Four-in-hand classes
         b. At the discretion of the competition manager or judge, wider clearances are permitted for Junior, Maiden, Novice, and Limit classes and/or for safety concerns.
   iv. Measurement of Obstacles
      1. When using “traffic cones,” the following adjustments are:
         1. When measuring, the track width of each vehicle should be taken at the ground on the widest pair of wheels. The allowance is added and the cones are aligned and adjusted from corner to corner. This allows the greatest distance between the corner of the base and the upright portion of the cone. The taper of the cone provides clearance for normal hubs, whiffle trees, or splinter bars.
         2. If a whiffle tree, splinter bar, or the wheel hubs prove to be too wide for this arrangement, the cones must be adjusted using the widest measurement plus the appropriate allowance.
      2. On cones with perpendicular sides, adjustment for the widest part of the vehicle at the highest part of the cones may be made.
      3. It is the responsibility of the Technical Delegate to ensure that each set of cones is properly adjusted.

d. Class Specifications
   i. Timed Obstacles
      1. Entries must be driven over a prescribed course of obstacles. The number of obstacles must be proportionate to the dimensions of the driving area. The course must not exceed 20 obstacles.
      2. After passing the starting line, the driver must proceed in order through each obstacle until reaching the designated finish line.
      3. Course faults are assessed as penalty seconds and are added to the driver’s elapsed time. (see CP245)
      4. Placings are determined on a low total time basis. (see CP242.1a)
   ii. Scurry Obstacle

1. Entries must be driven over a course of unnumbered obstacles consisting of cones and balls, or the equivalent. The course must not exceed 10 obstacles.
2. After passing through the start markers from any direction, the driver must proceed through each obstacle from any direction, in any order. Each obstacle must be driven once. Upon completion of the course, the driver must pass through the finish markers from any direction, where time will be taken.
3. Refusals and run-outs must not be penalized.
4. Course faults will be scored as penalty seconds and added to the driver's elapsed time. (seeCP245)
5. Placings will be determined on a low total time basis (see CP242.1a). Unless otherwise stated in the Omnibus/prize list, ties for first place will be broken by a drive-off.

8. Rules for Driven Dressage. Driven Dressage classes held in the Friesian Division are to be conducted in accordance with the Carriage Pleasure Driving chapter, sub-chapter 20 Governing Regulations, in its entirety.

SUBCHAPTER FR-19 WESTERN PLEASURE

FR183 General

1. All horses must adhere to rules in Subchapter FR1—General Qualifications.
2. Light hand contact with the horse's mouth must be maintained at all gaits without undue restraint.
3. A natural head position is desired. A vertical head carriage not to be penalized.

FR184 Tack

1. Any Western type headstall without noseband in conjunction with any standard Western bit shall be allowed.
2. Bits: A standard Western bit is one that has a shank with a maximum overall length of 8 1/2 inches. The mouthpiece shall consist of a metal bar which is from 3/8 inch to 3/4 inch in diameter, varying from the straight bar to a full spade. Jointed mouthpieces are permitted. Flat leather chinstrap, other than the buckle(s), which must be at least 1/2 inch in width. Any device made of wire, metal, or rawhide used in conjunction with or as part of leather chinstrap is prohibited. Curb chains are also allowed and must be at least 1/2 inch in width and lie flat against the jaw. Hackamore or snaffle bits (smooth mouth) will be permitted on Junior Horses. Mechanical Hackamores are prohibited. Junior Horses are permitted to show in all other Western classes with a snaffle bit or hackamore and riders may use two hands. Once a Junior Horse is shown in a standard Western bit, it may not go back and be shown in a snaffle bit or hackamore in the Western division. A hackamore includes a bosal rounded in shape and constructed of braided rawhide or leather and must have a flexible non-metallic core attached to a suitable headstall.
3. Split reins or closed reins with romal are equally acceptable. Only one hand may be used on reins and hands must not be changed except to negotiate an obstacle in a Trail Horse Class. Two hands may be used when a Junior Horse is being shown in a snaffle bit or hackamore. When split reins are used and the ends fall on the side of the reining hand, one finger between the reins is permitted. When using Romal or if the split reins fall on the opposite side of the reining hand, no finger is allowed in between the reins. Rider may hold romal or ends of split reins to keep them from swinging and to adjust the position of the reins provided they are held with at least 16 inches of rein between the hands. When a hackamore is used, attached reins may be of hair, rope, or leather.
4. Martingales or tie downs are prohibited.
5. Entries shall be shown with a stock saddle; silver equipment will not count over a good working outfit. Sidesaddles are also permitted with proper attire.
6. Whips are not allowed other than with a sidesaddle.

FR185 Attire

1. Riders shall wear Western hat, long-sleeved shirt with any type collar, trousers or pants (one piece long sleeved equitation suit is acceptable provided it includes a collar). Chaps, shotgun chaps, or chinks, and boots are required. A vest, jacket, coat, and/or sweater may also be worn. Protective headgear may be worn without penalty. (See GR801.1)
2. Spurs are optional.

FR186 Western Pleasure Class Specifications

1. Class criteria:
   a. Exhibitors must enter the ring at the jog-trot in a counterclockwise direction.
   b. At the judge's discretion, horses may be asked to extend any gait except in Junior Horse, Amateur, Amateur Owner, and Junior Exhibitor classes.
   c. Horses are to be reversed to the inside (away from the rail) and will not be asked to reverse at the lope.
2. Gaits information:
   a. Horses are to be shown at a walk, jog-trot, and lope with light contact to the horse's mouth both ways of the ring.
   b. In the lineup, horses must stand quietly and may be asked to back individually or as a group.
3. Class types offered:
   a. Western Pleasure, Open, Maiden, Novice, Limit, Stallion, Mare, and Gelding classes will be judged on performance, manners, type, quality, and conformation, except as noted below.
   b. In Amateur, Amateur Owner, Ladies, Gentlemen, Masters, and Junior Exhibitor classes, horses will be judged on manners, performance, type, quality and conformation.
   c. In Junior Horse (3, 4, and 5 years old) classes, horses will be judged on quality, type, performance, conformation and manners.

SUBCHAPTER FR-20 TRAIL

FR187 General

1. All horses must adhere to rules in Subchapter FR1—General Qualifications.
2. The option to show with either Western or English appointments will be left to the discretion of the exhibitor. If shown as a Western horse, the required gaits will be the walk, jog-trot, and lope. If shown as an English horse, the gaits required will be the walk, trot, and canter. In either case, there should be suitable duration of all gaits to determine the way of going.

FR188 Tack and Attire

1. Western Pleasure refer to Friesian Western Pleasure Tack and Attire rules, FR184, 185.
2. English Pleasure refer to Tack and Attire rules for Park-Saddle Seat, FR119, FR120, and English Pleasure, FR124 and FR125; Country English Pleasure-Saddle Seat, FR128 and FR129, English Pleasure-Hunt Seat, FR133 and FR134 and Dressage FR136.

FR189 Class Specifications

1. Class Criteria:
   a. Western horses in all classes are to be shown over and through obstacles with light contact to the mouth being maintained without undue restraint. Two hands on the reins are permissible on junior horses when the horse is shown in a Snaffle bridle or Bosal.
   b. English horses in all classes are to be shown over and through obstacles with light contact to the mouth being maintained without undue restraint. Two hands are acceptable in all English classes.

c. Trail horses are required to work over and through obstacles on a reasonably light contact to the mouth without undue restraint.
d. No horse may enter the trail course area until the course and the judge are ready. Riders will be permitted to inspect the course on foot during the judge's instructions prior to the start of the class.
e. Rider's hands must be clear of horse to avoid cueing.
f. Rail work must not be required.
g. Two or more horses may be entered by the same exhibitor, and the same rider may elect to show more than one horse.
h. After enough horses have completed the course for the ribbons awarded, any horse with a major fault may be eliminated at the judge's discretion, without completing the course.

2. Course information:
   a. Tests which may be required are:
      i. negotiating a gate
      ii. carrying objects from one part of ring to another
      iii. riding through water
      iv. over logs or simulated brush
      v. riding down into and up out of ditch without lunging or jumping
      vi. crossing a bridge
      vii. backing through obstacles
      viii. side passing
      ix. mounting and dismounting from either side and performing over any reasonable conditions encountered along the trail.
   b. Unnatural obstacles, such as fire extinguishers, perforated plywood in water boxes, exotic animals, or unsafe elements such as hay bales, should be avoided.
   c. Unsafe obstacles: If at any time an obstacle is found to be unsafe, it must be repaired or removed from the course. If it cannot be repaired and horses have completed the course, the score for that obstacle must be deducted from all horses' scores. No horse shall be asked to repeat the course, except in the case of a tie.
   d. For obstacle dimensions, refer to rule WS126, Mandatory Dimensions of Trail Obstacles. For scoring, refer to WS124, Scoring Procedures.
   e. Course to include a minimum of six obstacles and a maximum of eight obstacles except in the case of damaged obstacles see FR189.2c in this section.
   f. Care in preparing the course should be exercised to prevent a direct advantage to either a small or large horse.
   g. Management is encouraged to design an obstacle course that can be negotiated within 3 minutes.
   h. The judge has the right to alter the course, before the first horse begins.

FR190 Judging Criteria

1. Entry will be evaluated on responsiveness, willingness, and general attitude. To be judged on performance, manners, way of going, and conformation. Horses to be penalized for any unnecessary delay while approaching obstacle. Judges are encouraged to ask any horse that is taking an excessive amount of time at an obstacle to advance on to the next obstacle. See WS124 and the chart under WS126 for scoring rules.
2. Obvious unsoundness must be disqualified with no prize awarded.
3. Horse must be eliminated if Off Course. Off Course is defined as:
   a. Taking an obstacle in the wrong direction.
   b. Negotiating an obstacle from the wrong side.
   c. Skipping an obstacle unless directed by the judge.
   d. Negotiating the obstacles in the wrong sequence.
   e. Not following the correct line of travel.

SUBCHAPTER FR-21 TRAIL IN-HAND

FR191 General

1. All horses must adhere to rules in Subchapter FR1-General Qualifications.
2. Obvious unsoundness must be disqualified with no prize awarded.

FR192 Tack

1. All horses two and older may be shown in a suitable headstall with throatlatch or a bridle appropriate to the discipline they are competing in at the discretion of the handler.
2. All horses under two may not be shown in a bridle but must be shown in a suitable headstall with throatlatch.
3. A split or single chain lead may be used instead of a rein or in addition to reins; however a lead shank is required if reins are placed over the horse's neck and the handler must hold the shank.
4. Gag and twisted bits of any type are prohibited.
5. No whips allowed.

FR193 Attire

Attire shall consist of appropriate In-Hand attire (Refer to FR109) comprised of a polo or collared casual dress shirt with casual dress pants. Exhibitors may also choose to dress in the appropriate attire for the discipline in which they show (Refer to individual performance divisions FR109, FR120, FR125, FR129, FR134, FR139, FR143, FR151, FR185)

FR194 Class Specifications

1. Class criteria:
   a. Trail horses are required to work over and through obstacles at a walk and trot or jog with reasonably light contact to the lead/rein being maintained without undue restraint.
   b. Horses shown with a lead attached may not be shown with a chain.
   c. No horse may enter the trail course area until the course and the judge are ready. Riders will be permitted to inspect the course on foot during the judge's instructions prior to the start of the class.
   d. Rider's hands must be clear of horse to avoid cuing.
   e. Exhibitors will not be penalized for crossing their own path.
   f. Two or more horses may be entered by the same exhibitor.
   g. After enough horses have completed the course for the ribbons awarded, any horse with a major fault may be eliminated at the judge's discretion, without completing the course.
2. Course information:
   a. Tests which may be required are, but are not limited to:
      i. negotiating a gate
      ii. carrying objects from one part of ring to another
      iii. walking through water
      iv. over logs or simulated brush
      v. walking down into and up out of ditch without lunging or jumping
      vi. crossing a bridge
      vii. backing through obstacles
      viii. side passing
      ix. performing over any reasonable conditions encountered along the trail
   b. Unnatural obstacles, such as fire extinguishers, perforated plywood in water boxes, exotic animals, or unsafe elements such as hay bales, should be avoided.
   c. Unsafe obstacles: If at any time the judge finds an obstacle is found to be unsafe, it must be repaired or removed from the course. If it cannot be repaired and horses have completed the course, the score for that

obstacle must be deducted from all horses' scores. No horse shall be asked to repeat the course, except in the case of a tie.

d. Course to include a minimum of six obstacles and a maximum of eight obstacles except in the case of damaged obstacles (FR194.2c).

e. Care in preparing the course should be exercised to prevent a direct advantage to either a small or large horse.

f. Course is to include a walk and trot or jog of suitable duration to determine the way of going.

g. Management is encouraged to design obstacle course, so that each obstacle can be negotiated within 60 seconds.

h. The judge has the right to alter the course before the first horse begins.

FR195 Judging Criteria

1. Entry will be evaluated on responsiveness, willingness, and general attitude. To be judged on performance, manners, way of going. Horses are to be penalized for any unnecessary delay while approaching obstacle. Judges are encouraged to ask any horse that is taking an excessive amount of time at an obstacle to advance on to the next obstacle. See WS124 and the chart under WS126 for scoring rules.
2. Obvious unsoundness must be disqualified with no prize awarded.
3. Horse must be eliminated if the judge deems their behavior as dangerous to handler. Which is defined but not limited to:
   a. Breaking away from the handler.
   b. Kicking.
   c. Striking.
   d. Biting.
4. Horse must be eliminated if Off Course. Off Course is defined as:
   a. Taking an obstacle in the wrong direction.
   b. Negotiating an obstacle from the wrong side.
   c. Skipping an obstacle unless directed by the judge.
   d. Negotiating the obstacles in the wrong sequence.
   e. Not following the correct line of travel.

SUBCHAPTER FR-22 SHOWMANSHIP

FR196 Showmanship In-Hand General

Competitions are encouraged to offer Showmanship classes for both Junior Exhibitors (see GR128) and Adult Amateurs (riders 18 years and older).

1. The horse is considered a means of displaying the abilities of the individual exhibitor. Efficiency of movement with promptness, smoothness, and precision is required. Horses to be presented in the Friesian show position. (See FR 198.4c)
2. Competition management is encouraged to divide classes by age groups which will vary according to local participation. A handler may handle either a Purebred Friesian or a Part Bred Friesian if combined classes are offered. (FR101.25)
3. Unsoundness of the horse being shown shall not penalize a handler unless it is sufficiently severe as to impair the required performance; penalty is at the judge's discretion.
4. Offering prize money in Youth Halter Showmanship is prohibited.
5. A minimum of six ribbons should be awarded, but no more than ten places are recommended.

6. At the IFSHA World Show, a minimum of five ribbons must be awarded, if the requisite number of exhibitors are competing.
7. The handler's number must be worn on the back and must be clearly visible at all times. Hair must be neat and securely fastened so as not to cover the handler's number.
8. Excessive coaching or unauthorized assistance in any manner is subject to penalty or disqualification at the judge's discretion.
9. Stallions are prohibited.
10. Pure and Part Bred Friesians may compete in the same class.
11. Showmanship pattern must be posted at least one hour prior to the class.

FR197 Tack

1. General
   a. Handlers may show in English, Hunter, Dressage, or Western attire or they may show in casual attire. Casual attire is defined as a long sleeved blouse or shirt and slacks. Boots or shoes are acceptable; sneakers are not allowed. Sweater, vest, jacket, gloves, and ties are optional. Attire and tack to match the specifications of the performance class appointments. (FR124, FR125, FR133, FR134, FR185). A whip or crop is optional at the handler's discretion.
   b. If handler shows in Hunter or Dressage attire, the horse may show with a braided mane and tail (FR142.4, FR133.3).

FR198 Class Conduct

1. Handlers shall enter the ring in a counter clockwise direction on the rail unless otherwise specified by the judge. The entry will enter either at the walk or trot according to the judge's instruction.
2. Each handler shall correctly lead their horse to and from the judge and show their horse according to instructions from the judge per the posted pattern.
3. Handlers may be asked to perform additional tests at the judge's discretion.
4. Presentation of the Horse:
   a. The handler should position themselves in such a way that as the judge moves around the horse, the handler does not obstruct the judge's view of the horse
   b. The horse must not be stretched but must be square on front feet; hind feet may either be square or have one rear cannon bone perpendicular to the ground.
   c. Leading the horse will follow the routine procedure for halter classes with the addition of the Quarter System (FR204) when standing the horse before the judge. The horse must be led from the left (near) side with the handler holding the lead strap in the right hand at a distance from the horse allowing for maximum control and presentation. Handler's position when leading is midway between the head and shoulder of the horse. The remaining portion of the strap should be held safely in the left hand, and not wrapped around the hand. When moving away from the judge, the horse should be kept in line with the judge so the horse's movement can be observed. The horse should be brought to a complete stop at either end of the line before turning to the right, away from the handler. The handler should appear alert until the entire class has been placed and the judge has submitted their card. The handler should be natural and avoid over showing, and respond promptly to requests from the judge or other officials. A light touch of the whip is permitted, if necessary. Courtesy and good sportsmanship should prevail at all times.

FR199 Judging Guidelines

Showing a horse in-hand is an art and should be considered as such by the showman and judge alike. The showmanship class must be judged strictly on the exhibitor's ability to prepare and present the horse; conformation of the horse is not to be judged. The ideal showmanship performance consists of a poised, confident, appropriately attired exhibitor leading a well-groomed and conditioned horse; the exhibitor should

quickly and efficiently perform the requested pattern with promptness, smoothness and precision. Emphasis must be placed on the exhibitor's ability to perform maneuvers in a safe and elegant manner. Exhibitors must use the Quarter System and turn the horse away from the handler.

FR200 Specifications

The showmanship class must be judged strictly on the exhibitor's ability to prepare and present the horse. Conformation of the horse is not to be judged. The ideal showmanship performance consists of a poised, confident, appropriately attired exhibitor leading a well-groomed and conditioned horse. The exhibitor should quickly and efficiently perform the requested pattern with promptness, smoothness, and precision. Emphasis must be placed on the exhibitor's ability to perform maneuvers in a safe and elegant manner. Exhibitors must use the Quarter System and turn the horse away from the handler. To be judged on presentation of the horse 50%, condition, grooming, and fitting of the horse 40% and appearance of the Exhibitor 10%.

FR201 Tests from which the Judge may choose

1. Walk or trot horse to or from judge.
2. Set horse up.
3. Back horse.
4. Movement of handler so as not to obstruct judge's view of the horse. (See Quarter System FR204)
5. Turn horse (90, 180, 270, 360 degrees, etc.)
6. Trot down rail or around ring.
7. Move the horse to a different spot in the line-up.

FR202 Additional tests from which the Judge may choose

1. Questions on relevant subjects such as:
   a. Parts of the horse.
   b. Grooming.
   c. Basics in horse care.
   d. Proper attire.

   NOTE: If questions are asked, the same or similar questions must be used with each handler so tested.
2. Pick up horse's hoof.
3. Mouth the horse. Lift lip to check for overbite or underbite.

FR203 Showmanship Faults

1. Not following the judge's instructions.
2. A Handler not showing the horse, but just showing themselves.
3. Crowding other competitors while leading the horse or in the line-up.
4. Not lining up in front of the judge when walking or trotting.
5. Turning the wrong direction in patterns. Normally, the horse is between the exhibitor and the judge.
6. Standing in a position to obstruct the judge's view of the horse.
7. Excessive use of the whip or actions that may disturb other entries.
8. Not holding the shank correctly or jerking the shank excessively.
9. Excessive steady pressure on lead shank or dragging the horse while moving.
10. Improper attire or attire not clean and neat.
11. Horse in poor condition, not clean or properly groomed.
12. Improper tack or tack that is not clean.
13. Number not worn or improperly displayed.
14. Any handler not having their horse under sufficient control must be dismissed from the ring by the judge.

FR204 Quarter System

The Quarter System involves drawing imaginary lines bisecting the horse into four equal areas as shown in the drawing. They are numbered I, II, III, IV for identification. One line runs across the horse just behind the withers. The other runs from head to tail. When the horse is set up for inspection, the exhibitor stands in area IV. When the judge moves to area II, the exhibitor moves to area I. When the judge moves to area III, the exhibitor moves back to area IV. When the judge moves to area IV, the exhibitor moves back again to area I. An exhibitor should never stop directly in front of the horse, since this is a danger zone. When the judge is in the front half of your horse, you should be on the opposite side of the horse. When the judge is in the back of your horse, you should be on the same side of the horse.

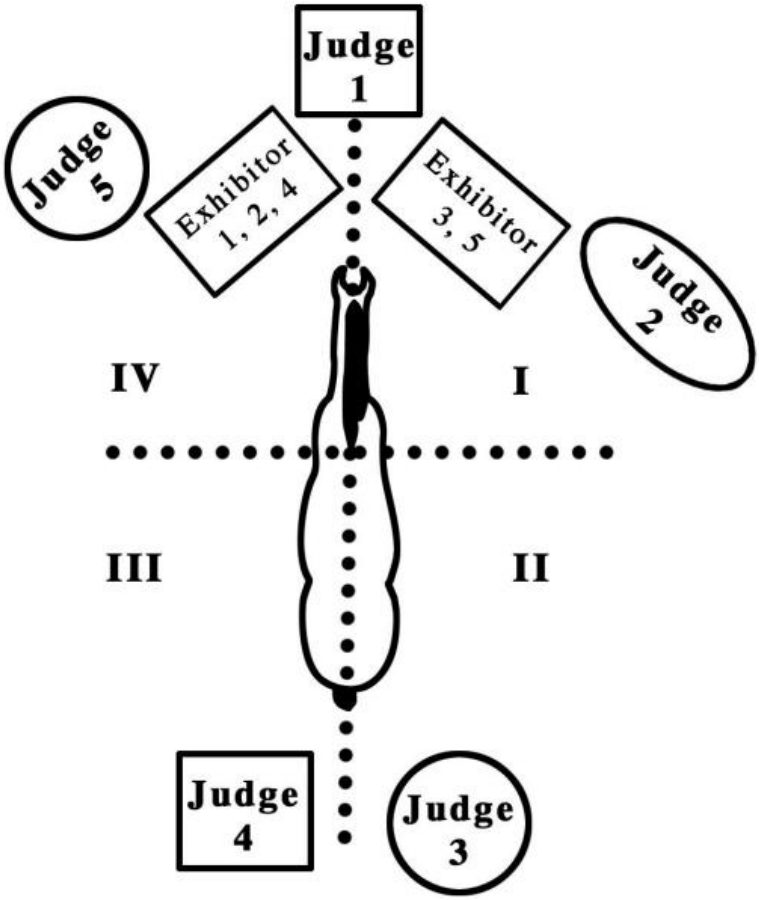

SUBCHAPTER FR-23 EQUITATION

FR205 General

1. Competitions are encouraged to offer both Junior Exhibitor and Adult Amateur Equitation classes. A Junior Exhibitor is an individual who has not reached their eighteenth birthday as of December 1 of the current competition year. See GR128). Classes for adult amateurs are for amateur riders 18 and older.
2. A Rider may ride either a Purebred Friesian or a Part Bred Friesian in Equitation classes if combined classes are offered. Exception to FR101.25
3. The rider's position, seat, hands, and the correct use of the aids are to be judged, refer to Equitation Chapter EQ.

FR206 Saddle Seat Equitation

1. Position and appointments as appropriate to Saddle Seat Equitation, refer to EQ115 & EQ116.
2. At the judge's discretion individual movements may be asked for unless a pattern is to be called for the class. Instructions must be announced to all exhibitors. If a pattern is used, it must be posted at least 1 hour before the class. A pattern is defined as three or more movements to be ridden individually after the group rail portion of the class is complete.
   Movements from which a judge may choose:
   Concurrent Movements
   a. Work collectively at walk, trot, and canter.
   b. Change of diagonals on or off the rail.
   c. Back for not more than 6 steps.
   Individual Movements
   d. Address reins—the process of laying down reins and picking up reins (only in lineup).
   e. Feet disengaged from stirrups, then re-engaged in stirrups (In the lineup only).
   f. Figure eight at trot demonstrating change of diagonals. (See EQ120)
   g. Execute a figure eight at the canter demonstrating a simple change of leads. This is a change whereby the horse is brought back into a walk or halt and restarted into a canter on the opposite lead. Figures to be commenced in center of two circles so that one change of lead is shown.
   h. Circle at the trot on the correct diagonal.
   i. Circle at the canter on the correct lead.
   j. Canter in a straight line, on or off the rail, with or without demonstrating a simple change of lead. The judge must specify the beginning lead and exact lead changes to be executed. A simple change of lead is one in which the horse is brought back to a walk/halt and restarted on the opposite lead.
3. Class Specifications: Saddle Seat Equitation classes are to be shown at a walk, trot, and canter both ways of the ring, refer to Equitation, Chapter EQ.

FR207 Hunter Seat Equitation

1. Position and appointments as appropriate to Hunter Seat Equitation, refer to EQ105 & EQ106. Dressage saddles are prohibited.
2. At the judge's discretion, individual movements may be asked for unless a pattern is to be called for the class. Instructions must be announced to all exhibitors. If a pattern is used, it must be posted at least 1 hour before the class. A pattern is defined as three or more movements to be ridden individually after the group rail portion of the class is complete.
   Movements from which a judge may choose:
   Concurrent Movements
   a. Work collectively at walk, trot, and canter.
   b. Sitting or posting trot.
   c. Halt (4-6 seconds) and/or back.
   Individual Movements
   d. Execute a figure eight at a trot, showing a change of diagonals (See EQ113.5).
   e. Execute a figure eight at a canter, showing a simple change of lead. This is a change whereby the horse is brought back into a walk or trot and restarted into a canter on the opposite lead. Figures to be commenced in center of two circles so that one change of lead is shown.
   f. Ride without stirrups, riders must be allowed option to cross stirrups.
   g. Turn on the forehand (See DR111.2c) from the walk.
   h. Turn on the haunches (See DR112.10) from the walk.
   i. Execute a serpentine (See DR 110.1b) at a trot demonstrating changes of diagonals and/or canter on correct lead demonstrating simple changes of lead.
3. Class Specifications:

a. Horses must enter the ring in a counterclockwise direction.
b. Hunter Seat Equitation classes are to be shown on the flat at a walk, trot, and canter both ways of the ring, refer to Equitation, Chapter EQ.

FR208 English Equitation - All Seats

1. This class is open to all Junior Exhibitors riding in Saddle Seat, Hunt Seat, or Dressage Seat.
2. Position and Appointments as appropriate to Saddle Seat EQ115 - 116, Hunt Seat EQ105-106, or Dressage Seat DR133, except as stated herein:
   a. DR133.1h does not apply, Friesian Dressage Seat Equitation classes only require one back number.
3. The rider's position, seat, hands, and correct use of aids are to be judged. Please refer to the Equitation Chapter EQ115 Seat and EQ105 and DR117 for Dressage Seat.
4. At the judge's discretion, individual movements may be asked for unless a pattern is to be called for the class. A sitting trot may be used as part of an individual test (except if riding saddle seat). Instructions must be announced to all exhibitors. If a pattern is used, it must be posted at least 1 hour before the class. A pattern is defined as three or more movements to be ridden individually after the group rail portion of the class is complete. Movements from which a judge may choose:
   Concurrent Movements
   a. Work collectively at the walk, trot, and canter.
   b. Halt (4 – 6 seconds) and/or back (not more than 6 steps).
   c. Change in diagonals on or off the rail.
   Individual Movements
   d. Simple change in leads on or off the rail. Judge must specify the beginning lead and exact lead changes to be executed.
   e. Execute a figure eight at the trot, showing a change of diagonals.
   f. Execute a serpentine at a trot demonstrating changes of diagonals.
   g. Execute a figure eight at the canter, showing a simple change of lead. This is a change whereby the horse is brought back into a walk or trot and restarted into a canter on the opposite lead. Figures to be commenced in center of two circles so that one change of lead is shown.
   h. Circle at the trot on the correct diagonal.
   i. Circle at the canter on the correct lead.
5. Class Specifications:
   a. Horses must enter the ring in a counterclockwise direction.
   b. To be shown at a walk, trot, and canter both ways of the ring.
   c. All trot work is to be done at a posting trot.

FR209 Western Seat Equitation

1. Position and appointments as appropriate to Western Seat Equitation, refer to EQ124 & EQ125.
2. At the judge's discretion, individual movements may be asked for unless a pattern is to be called for the class. Instructions must be announced to all exhibitors. If a pattern is used, it must be posted at least 1 hour before the class. A pattern is defined as three or more movements to be ridden individually after the group rail portion of the class is complete. Movements from which a judge may choose:
   Concurrent Movements
   a. Walk, jog-trot, and lope
   b. Back
   Individual Movements
   c. Figure eight at the jot trot.
   d. Figure eight at the lope, with a simple change of lead. This is a change whereby the horse is brought back into a walk or jog-trot and restarted into a lope on the opposite lead. Figures to be commenced in center of two circles so that one change of lead is shown.

   e. Jog-trot and stop, either on or off the rail.
   f. Lope and stop, either on or off the rail, the judge must specify which lead to start on.
   g. Change leads down center of ring, demonstrating simple change of lead.
   h. Ride a serpentine, demonstrating a simple change of leads at a lope.
   i. Execute a 360 degree turn on the haunches.
3. Class Specifications:
   a. Exhibitors must enter the ring in a counterclockwise direction at the jog-trot.
   b. Horses must be worked at the walk, jog-trot, and lope both ways of the ring, refer to Equitation, Chapter EQ.

FR210 Walk-Trot Equitation

1. Open to exhibitors who have never shown in an Equitation class that required a lope or canter at any recognized show. Exhibitor may not show in any other class that requires a lope or canter at the same show.
2. Exhibitors may show in any style seat, (Hunter Seat, Saddle Seat, and Western Seat) however, the attire, equipment, and appointments must match the chosen seat. See Equitation, Chapter EQ for direction on rider's position and appointments for each seat.
3. Class specifications:
   a. Exhibitors will enter the ring in a counterclockwise direction at the walk. Exhibitors will work at a walk and trot or jog-trot both directions of the ring. Horses must not be asked to back. No tests or patterns to be called for.
   b. The exhibitor will be judged on their basic position in the saddle. Exhibitor will also be judged on their ability to govern, control, and properly exhibit the horse.

FR211 Lead line Equitation Walk-Trot 10 & under

1. Open to exhibitors who have never shown in a class that required a lope or canter at any Federation Licensed Competition. Exhibitor may not show in any other class that requires a lope or canter at the same competition.
2. Once a rider competes in a Federation Friesian class requiring a trot, including Lead Line Walk/Trot, they may no longer compete in the Lead Line Equitation 6 & Under.
3. Rider may not enter any other riding class at the same competition. Except Leadline Costume classes (see Subchapter FR-30)
4. Exhibitors may show in any style seat (Hunter Seat, Dressage, Saddle Seat, and Western Seat). However, the attire, tack, and appointments must match the chosen seat. Refer to Equitation, Chapter EQ for correct position and appointments for Hunter Seat, Saddle Seat, and Western Seat. For Dressage see FR136. For appropriate tack for each seat refer to FR133 for Hunter Seat, FR136, FR142 and DR121 for Dressage, FR119, FR124, and FR128 for Saddle Seat, and FR184 for Western Seat.
   a. Exhibitor must wear properly fitting protective headgear. Harness must be secured and properly fitted. (GR801.1)
5. To be led by an adult handler, rider should have control of the reins and horse. The handler may walk along holding the lead shank and must allow the exhibitor to control the direction of the horse. Handler must have a lead shank connected to a halter underneath the bridle. Exhibitor must have feet properly in the stirrups.
6. Sitting or posting trot as appropriate to the discipline shown.
7. Rider must be in control of the reins and horse at all times. If needed, the handler should take control of the horse to prevent an accident or loss of control by the exhibitor. At any time during the class, unruly or disruptive horses must be excused from the class at the judge's discretion.
8. Exhibitors will enter the ring at the walk, with their handler properly holding an attached lead shank connected to a halter underneath the bridle. The ringmaster or judge will direct each individual exhibitor to trot to a designated point as announced and then come down to a walk and continue around the ring in the same

direction. Once all exhibitors have trotted, they will then be asked to reverse and once again trot individually at the direction of the ring master to a designated point and line up as directed. Horses should stand quietly in the lineup.

9. Class specifications:
    a. To be shown at the walk and trot both directions of the ring.
    b. Horses must not be asked to back.
    c. Judged and placed as an equitation class. The exhibitor will be judged on their basic position in the saddle. Exhibitor will also be judged on their ability to govern, control, and properly exhibit the horse.
    d. Diagonals and correct position for chosen riding discipline to be exhibited.

FR212 Lead line Equitation—6 and under

1. Exhibitors may not enter any other riding class at the same show. Except Leadline Costume classes (See Subchapter FR-30)
2. Exhibitors may use any style of tack and appointments; however, the rider's attire and the mount's tack should be of the same type.
    a. Exhibitor must wear properly fitting protective headgear. Harness must be secured and properly fitted. (GR801.1)
3. To be led by an adult handler, exhibitor should have control of the reins. Handler must have a lead shank connected to a halter underneath the bridle. The handler may just walk along holding the lead shank. If needed, the handler should take control of the horse to prevent an accident or loss of control by the exhibitor. Exhibitor must have feet properly in the stirrups.
4. At any time during the class, if at the judge's discretion a horse is deemed unruly or disruptive the horse/rider must be excused from the class.
5. Class specifications:
    a. Exhibitors will enter the ring at the walk, with their handler properly holding an attached lead shank connected to a halter underneath the bridle.
    b. The exhibitor to control the direction of the horse.
    c. Exhibitors will walk both directions of the ring, and lineup as directed by the judge or ringmaster.
    d. Horses should stand quietly in the lineup.
    e. Horses are not to be asked to back.
    f. To be judged on exhibitor's position and appointments.

SUBCHAPTER FR-24 COSTUME

EXHIBITOR IS TO GIVE FREE EXPRESSION TO THE IMAGINATION AND CREATIVITY OF THE PRESENTATION. CLASSES ARE TO BE JUDGED ON CREATIVITY, AUTHENTICITY TO PERIOD, SUITABILITY OF COSTUME TO HORSE AND RIDER, AND MANNERS.

FR213 General

1. All horses must adhere to rules in Subchapter FR1—General Qualifications.
2. Light hand contact must be maintained.
3. Costumes should be made of durable material and securely attached, such that no part of costume falls off during the class.
4. Appointments, the exhibitor safety should be a primary consideration.
5. A short script about each costume may be provided to the announcer from each entry. Only the winning entry will have their script read during the awards presentation for the class. The script must not exceed one minute when read.

FR214 Tack

1. Must be shown with a Friesian Division “approved” bit or rose bit. Bosals are permitted, exception armored costume exhibitors must show with a bit. Prohibited Bits: Twisted, burr, wire gag bits of any type are not permitted (FR101.13). Curb chains are also allowed and must be at least 1/2 inch in width and lie flat against the jaw (FR184.2). Mechanical Hackamores are prohibited. Ornamental and Friesian Division “approved” bridles are permitted. Running martingales are only permitted when used with a snaffle bit. Military martingales are permitted on military presentations only. Standing martingales or tie downs are prohibited.
2. All Friesian Division “approved” saddles, sidesaddles, and girths are permissible.

FR215 Attire

1. Swords and daggers are permitted provided they have a sheath with a secondary guard. Any other weaponry such as an ax or mace, must be sheathed to prevent injury to exhibitors.
2. Drawing or brandishing swords, daggers, or any other weaponry on show grounds is not permitted.
3. Lances may not exceed 6 feet in length and must have a blunted point and be carried in the upright position only.
4. Weaponry appointments that cannot be secured by sheath and a secondary guard are to be inspected during the warm up by a technical official prior to class commencement.
5. Articles that are perceived to be important to the overall presentation that are not permitted due to safety issues may be substituted with “stunt props” made of rubber or other non-metal materials.
6. JUNIOR EXHIBITORS may not show in classes with any authentic weaponry, only with “stunt props” made of rubber or other non-metal materials.

FR216 Period Costume

1. Costume of horse and rider must have an emphasis on authenticity to the period of turnout weighted as follows: horse tack 30%, rider costume 50%, horse movement, manners, and quality 20%.
2. Exhibitors should dress in a manner consistent with their turnout, with attention to the styles, materials, and colors available during the period chosen.
3. No (noisy) reticulated metal armor allowed that would move together to create a sound disturbance to other competitors.

FR217 Fantasy Costume

1. Costume of horse and rider must have an emphasis on creativity and originality of the turnout to be weighted as follows: horse ornamentation 40%, rider ornamentation 40%, horse movement, manners, and quality 20%.
2. Use of glitter is permitted.
3. No (noisy) reticulated metal armor allowed that would move together to create a sound disturbance to other competitors.

FR218 Armor Costume

1. Costume of horse and rider must have an emphasis on authenticity to the period and type of armored turnout weighted as follows: horse tack/armor 40%, rider costume/armor 40%, horse movement, manners, and quality 20%. Use of ancillary appointments such as banner, protective devices, and secured weapons appropriate to the turnout are to be additionally rewarded.
2. Authentic style bards allowed.
3. Exhibitors should dress in a manner consistent with their turnout, with attention to the styles, materials, and colors available during the period chosen.

FR219 Class Specifications

1. Class criteria:
   a. Exhibitors must enter in the ring at a walk in a counterclockwise direction.
   b. Line up position is at the discretion of the Judge.
   c. Horses must be under the control of the rider at all times.
   d. Manners are paramount.
   e. Exhibitors can show individually or in groups up to but not exceeding five per group. Groups must be clearly identifiable, with lead rider wearing number easily visible to judge.
   f. It will be at the judge's discretion to decide if a costume is unsafe and cause for elimination.
   g. No walkers allowed. Flags, bards, and/or banners are permitted.
2. Gaits information:
   a. All horses to be shown at the normal walk and trot both ways of the ring.
   b. Excessive speed must be penalized.
   c. Horses may be asked to back at judge's discretion.
   d. Exhibitors may be asked to halt and stand quietly.
3. Class types offered: Period, Fantasy, and Armor Costume classes; Open, Maiden, Novice, Amateur, Amateur Owner, Masters, Stallion, Mare, and Gelding classes. To be judged on authenticity to period, creativity, and suitability of costume to horse and rider, and manners.

SUBCHAPTER FR-25 TANDEM RIDING

FR220 General

1. All horses must adhere to rules in Subchapter FR1—General Qualifications.
2. Light hand contact must be maintained.
3. It is imperative that horses give the distinct appearance of being pleasurable to ride and drive. Horses must display a pleasurable attitude. Vitality and presence are highly desirable and obedience to the rider of prime importance. All gaits must be performed with willingness and obvious ease, cadence, balance, and smoothness.
4. One header for the driven horse may be utilized to ensure the safety of the exhibitors. Headers must wait at the in-gate and may enter the ring once the class has lined up, but must be available at all times during the class. Header must not touch the horse unless the horse presents a safety problem. Header must be properly attired, white or light colored smock is customary but business attire or appropriate show attire is permitted. No lettering on smock is permitted.

FR221 Tack

1. A complete black or russet harness, with a driving bridle with blinkers, and crupper only for the front horse. Rear horse would have an all-purpose, Dressage, or flat saddle. Equipment must be in working condition.
2. Snaffle bits and other types of traditional driving bits are allowed. Bits may be covered with rubber or leather. Burr and wire bits of any type are not permitted.
3. An appropriate driving whip may be carried at all times while driving. The thong on the whip must be long enough to reach the shoulder of the farthest horse.

FR222 Attire

1. For day classes traditional English attire that consists of traditional colored coat, coordinated breeches, and boots. A traditional hunting cap or derby is required. Protective headgear may be worn without penalty. (See GR801.1)
2. For Championship or evening classes, formal attire consisting of white breeches, top hat and tails is appropriate but not required. Protective headgear may be worn without penalty. (See GR801.1)

FR223 Tandem Class Specifications

1. Class criteria:
   a. Exhibitors must enter at a trot in a counterclockwise direction.
   b. Each entry must be limited to two horses. Entry is to be shown with one horse under saddle with rider, while the second horse is being driven in the front by the same rider. Only one rider allowed for two horses.
   c. At the judge's discretion, the class may be split with up to 5 entries to be judged per section, dependent upon the number of exhibitors the ring can safely accommodate. After all sections have been judged, and the placing determined, the placing exhibitors must be called back into the ring to receive their awards.
2. Gaits information:
   a. Exhibitors must be asked to go both ways of the ring at the:
      i. Animated Walk— It is performed with great style, elegance, and airiness of motion.
      ii. Animated Trot—To be executed in a highly collected manner, speed to be penalized. The horse's energy should be directed toward animation rather than speed.
      iii. Extended Trot—A faster, stronger, and bolder trot: with a fuller extension of stride to obtain desired speed. It is executed in a highly controlled manner.
   b. In the lineup, horses must stand quietly and may be asked to back individually or as a group.
   c. At the judge's discretion, horses may be asked to extend any gait.
   d. Excessive speed must be penalized.
3. Class types offered:
   a. OPEN. Safety is paramount in this class and obedience to the rider is of prime importance. To be judged on performance, freedom, regularity and purity of the paces: harmony, lightness and ease of movements: lightness of the forehand and engagement of the hindquarters; acceptance of the bridle with submissiveness throughout, without tension or resistance.

SUBCHAPTER FR-26 MISCELLANEOUS

FR224 Walk—Trot

1. General: Horses must adhere to rules in Subchapter FR1—General Qualifications.
   It is recommended that classes be divided by seat, age, and/or by classification (amateur, amateur owner, master).
2. Tack and Attire. Horses may be shown in the following styles of tack. Dressage, Hunt Seat, Saddle Seat, or Western. Please refer to rules in the applicable Friesian Subchapters for proper Tack and Attire. Protective headgear will not be penalized. (See GR801.1) Equipment, attire, and presentation should match the discipline being ridden.
3. Conduct: Exhibitors shall enter at a trot or jog in a counter-clockwise direction. All horses shall be worked at a walk and a trot or jog in both directions. Horses must stand quietly in the lineup. Horses may be asked to back with the exception of all seat classes.
4. Specifications: All walk-trot or walk-jog classes are to be judged according to the criteria of the specific section. Entries in Friesian Country English Pleasure-Saddle Seat or Country Pleasure Driving are prohibited from competing in the following sections Friesian English Pleasure Saddle Seat, Park, Fine Harness and Show Pleasure Driving at the same competition; cross entries are permitted, however, between Friesian English Pleasure Saddle Seat, Park, Fine Harness and Show Pleasure Driving.
   a. WALK-TROT, OPEN. No horse and rider combination may have shown in a class requiring a canter or lope at that same competition. Horses may be asked to collect the walk and for a working trot/jog by the judge. Horses may be asked to back.
   b. WALK-TROT GREEN HORSE is open to any horse that is in its first or second year of showing. Horses may not show in any class that requires a canter or lope at the same competition.
   c. WALK-TROT JUNIOR HORSE is open to any junior horse three to five years of age. Horse and rider combinations may not show in any class that requires a canter or lope at the same competition.

d. WALK-TROT JUNIOR EXHIBITOR is open to any junior rider (see GR128). Horse and rider combinations may not show in any class that requires a canter or lope at the same competition.
e. WALK-TROT NOVICE EXHIBITOR is open to any rider who has not won three first place ribbons at a Federation competition. A rider may not show in any class that requires a canter or lope at the same competition.
f. WALK-TROT AMATEUR OWNER is open to exhibitors who are the owner of their horse and who meet the specifications for amateur status (refer to GR1306 and GR1307). A horse and rider combination may not show in any class that requires a canter or lope at the same competition.
g. WALK-TROT MASTERS is open to 50 years and older exhibitors who are amateur riders. Manners to be of utmost importance. A horse and rider combination may not show in any class that requires a canter or lope at the same competition.
h. Cross entries are prohibited between the Friesian Country English Pleasure and Saddle Seat sections and the Friesian English Pleasure and Park sections at the same competition; cross entries are permitted, however, between Friesian English Pleasure and Park sections.
i. Walk-Trot Amateur is open to exhibitors who meet the specifications for amateur status (refer to GR1306 and GR1307). A horse and rider combination may not show in any class that requires a canter or lope at the same competition.

FR225 Liberty Class

1. All horses must adhere to rules in Subchapter FR1—General Qualifications. Horses must be shown in halters or snaffle bridles without reins. Tack is not to be removed, except lead or stud chain.
2. Description: The Liberty Class demonstrates the beauty and elegance of the style and movement that is natural to the particular Friesian horse. Some Friesians may show all their gaits including moments of great suspension and animation while others may gallop and playfully buck and rear.
   a. The selection of music should suit the style of the horse. Music may or may not contain words/singing.
   b. The exhibitor and helper enter the ring with the horse.
   c. At the first sound of the music, the In-Hand is removed and the horse runs “free” in the ring demonstrating various gaits, or just playing along with the music.
   d. The exhibitor’s musical choice should be taped to end at exactly one and a half minutes.
   e. Once the music ends, the exhibitor has exactly two minutes to catch and In-Hand the horse. A helper may assist the exhibitor in the ring to keep the horse in motion but may not catch or In-Hand the horse. Neither the exhibitor nor the helper may touch the horse in any way during the performance.
   f. Shakers and whips are allowed but they must not touch the horse.
   g. Baiting to catch the horse is not permitted. The exhibitor is responsible for turning their music in to the competition management in a timely manner as stated in the prize list. It is the exhibitor’s responsibility to have the music in an acceptable media form as per management’s requirements, which is to be stated in the prize list.
3. Judging:
   a. Horses to be judged on movement, style, type, and quality.
   b. Consideration to be given to how the horse performed during its exhibition. Horses willing to show multiple gaits and keep moving with moderate encouragement from the exhibitor and helper are preferred. Those that need constant pushing from the exhibitor and helper must be penalized. The horse should give the impression that it is enjoying their Liberty class time, not so much that it is being forced to perform.
4. Facility requirements: A secure ring with a substantial fence for confinement of horses is a necessity. The enclosure should be of sufficient height and durability to ensure that horses will remain inside. Competition management should not offer this class unless a proper, safe enclosure is available for use. There must be available a suitable PA system. Competition management should state in the prize list, what type musical media will be accepted.
5. Specifications: Class may be split as to Stallions, Geldings, and Mares. All Classes will be judged using the same criteria as above. Purebred Friesians and Part Bred Friesians are not to be judged in the same class.

6. Attire: refer to FR109.

SUBCHAPTER FR-27 REINING

FR226 Reining

Reining classes held in the Friesian Division are to be conducted in accordance with the current NRHA Handbook as modified by the following Friesian exceptions. Where Friesian rules are silent NRHA rules prevail.

1. There is no restriction on the number of horses a rider may show in a class.
2. See FR184 and FR185 for tack and attire.
3. Friesian breed restricted competitions that offer reining classes, but are not licensed as a reining competition, are not required to have video instant replay available to the judges.
4. Judges must choose from patterns in the NRHA Handbook.

SUBCHAPTER FR-28 WESTERN DRESSAGE

FR227 Western Dressage

Western Dressage classes held in the Friesian Division are to be conducted in accordance with the Western Dressage Division, Chapter WD.

SUBCHAPTER FR-29 PARADE

FR228 Parade

Parade classes held in the Friesian Division are to be conducted in accordance with CHAPTER PH PARADE HORSE AND SADDLE HORSE OR PONY, WESTERN EQUIPMENT DIVISION.

SUBCHAPTER FR-30-LEADLINE COSTUME – 10 AND UNDER

Rider is to give free expression to the imagination and creativity of the presentation. Classes are to be judged on creativity, authenticity to period, suitability of costume to horse and rider, and manners.

FR229 General

1. All horses must adhere to rules in Subchapter FR1—General Qualifications.
2. Riders may use any style of tack and appointments; however, the rider's attire and the horse’s tack should be of the same type.
    a. Rider must wear properly fitting protective headgear. Harness must be secured and properly fitted. (GR801.1)
3. Horses must be led by an adult handler, rider should have control of the reins. Handler must have a lead shank connected to a halter under the bridle. The handler may just walk along holding the lead shank, and allow the rider to control the direction of the horse. If needed, the handler should take control of the horse to prevent an accident or loss of control by the rider. Rider must have feet properly in the stirrups. Little Dude Stirrups are not permitted.
4. At any time during the class, unruly or disruptive horses should be excused from the class at the judge’s discretion.

FR230 Tack

1. Must be shown with a rose bit or bit which is permitted in any of the other Friesian classes. Bosals are permitted. Prohibited Bits: Twisted, burr, wire gag bits of any type are not permitted (FR101.13). Curb chains are also allowed and must be at least 1/2 inch in width and lie flat against the jaw (FR184.2). Mechanical Hackamores are prohibited. Ornamental and bridles which are permitted in any of the other Friesian classes are permitted. Military martingales are permitted on military presentations only. Standing martingales or tie downs are prohibited.
2. All saddles which are permitted in any of the other Friesian classes, sidesaddles, and girths are permitted.

FR231 Attire

1. Riders may NOT compete with any authentic weaponry, only with “stunt props” made of rubber or other non-metal materials.
2. Costumes should be made of durable material and securely attached, such that no part of the costume falls off during the class.
3. Appointments, the rider’s safety should be a primary consideration.
4. Articles that are perceived to be important to the overall presentation, that are not permitted due to safety issues, may be substituted with “stunt props” made of rubber or other non-metal materials.
5. A short script about each costume may be provided to the announcer from each entry. Only the winning entry will have their script read during the awards presentation for the class. The script must not exceed one minute when read.

FR232 Costume

1. Costume of Horse, Rider and handler, must have an emphasis on, authenticity to the period of turnout, or, creativity and originality of the fantasy turnout, to be weighted as follows: horse ornamentation 20%, rider/handler ornamentation 60%, horse movement, manners and quality 10%, rider’s ability to govern, control and properly exhibit the horse 10%.
2. Riders should dress in a manner consistent with their turnout, with attention to the styles, materials, and colors available during the period, or fantasy, chosen.
3. Use of glitter is permitted.
4. No (noisy) reticulated metal armor allowed that would move together to create a sound disturbance to other participants.

FR233 Class Specifications

1. Class criteria:
    a. Riders will enter the ring at the walk, with their handler properly holding an attached lead shank connected to a halter under the bridle.
    b. Riders will walk both directions of the ring, and lineup as directed by the judge or ringmaster.
    c. Horses should stand quietly in the lineup.
    d. Horses are not to be asked to back.
    e. Rider must be 10 years of age or under.
    f. To be judged on authenticity to period, creativity, and suitability of costume to horse and rider/handler, horse movement, manners and riders ability to exhibit the horse.

CHAPTER HJ HUNTER/JUMPER COMPETITIONS STANDARDS

CHAPTER HJ HUNTER/JUMPER COMPETITIONS STANDARDS

SUBCHAPTER HJ-1 INTRODUCTION TO HUNTER/JUMPER COMPETITION STANDARDS TYPES

HJ100 Types of Standards and Application

HJ101 Effective Dates for Standard Application

SUBCHAPTER HJ-2 RATINGS & HORSE ENTRY NUMBER STANDARDS

HJ102 HJ Competition Standards (HJS) are Specific to Competition Classification and Ratings as Defined Below

HJ103 Definitions

HJ104 HJS Competition Standards Horse Entry & Renewal

SUBCHAPTER HJ-3 REQUIREMENTS TO OBTAIN RATING

HJ105 Safety and Welfare

HJ106 Riding and Lunging Areas.

HJ107 Facilities.

HJ108 Horse Entry Numbers Exceed Five Hundred the Previous Year Based on Drug Fees Paid or Duration of Competition or Series of Competitions Exceeds Twenty-One Days Without a Break of five (5) consecutive calendar days

SUBCHAPTER HJ-4 COMPETITION SCHEDULING and prize money

HJ109 Premier Rated Competitions

HJ110 National Rated Competitions

HJ111 National Rated Junior/Amateur Restricted Competitions

HJ112 Multi-Day Regional Rated Competitions

HJ113 One-Day Regional Rated Competitions

HJ114 Stand-alone International Hunter Derby Competitions

HJ115 Cancellations

HJ116 Prize Money

SUBCHAPTER HJ-5 SCHEDULING REQUIREMENTS FOR SPECIFIC SECTIONS

HJ117 General

HJ118 Green Hunter Sections

HJ119 Young Hunter Sections

HJ120 Conformation Hunter Sections

HJ121 Amateur Owner Hunter Sections

HJ122 Junior Hunter Sections

HJ123 Pony Hunter Sections

HJ124 USHJA Hunter Sections

SUBCHAPTER HJ-6 LIMITING ENTRIES

© USEF 2026

HJ125 Limiting Entries at Hunter/Jumper Competitions

HJ126 Limiting Entries in the Hunter Division

SUBCHAPTER HJ-7 MEASUREMENT

HJ127 General

HJ128 Required Measurements

HJ129 Membership Requirements and Fees

HJ130 Completing the Measurement Form

HJ131 Measurement Device

HJ132 Measurement Surface

HJ133 Position of Animal

HJ134 Method of Measurement

HJ135 Re-Measurement

HJ136 Protesting Height

HJ137 Federation Measurement Verification

HJ138 Measurement Appeal

HJ139 Official Measurement

SUBCHAPTER HJ-8 EXHIBITIONS

HJ140 Exhibitions at Hunter, Jumper or Hunter/Jumper Competitions

CHAPTER HJ HUNTER/JUMPER COMPETITIONS STANDARDS

IN ADDITION TO THE REQUIREMENTS SET FORTH IN THIS CHAPTER ADDITIONAL RULES RELATING TO FEDERATION HUNTER AND JUMPER COMPETITIONS ARE LOCATED IN OTHER CHAPTERS OF THE FEDERATION RULE BOOK specifically, GR, HU, EQ, and JP.

Pursuant to GR151.1, when a division or section rule is in conflict with a general rule (GR), the division or section rule shall govern.

In the event that a standard within this section exceeds the requirement in other Federation rules, the higher standard is applicable.

SUBCHAPTER HJ-1 INTRODUCTION TO HUNTER/JUMPER COMPETITION STANDARDS TYPES

Hunter Jumper Competition Standards, set forth below are established to provide consistency in the quality of facilities and services offered in Federation hunter and jumper competitions.

HJ100 Types of Standards and Application

1. Distinguish HJ Competition Standards (HJS) and Basic Standards from Other Federation Standards. The reference to standards can occur in relation to separate and distinct sets of requirements.
   a. Federation Standards which are applicable to multiple situations, disciplines, procedures and/or competitions.
   b. Federation H/J Competition Standards (HJS) which are applicable only to Federation Rated licensed H/J competitions or H/J sections of multi-breed competitions.
   c. Basic Standards set forth in HJ 100 to 108 applicable to Rated HJ competitions.
2. When Standards Are In Conflict.
   In the event that a HJS within this section exceeds the requirement in other Federation rules or Standards the higher standard is applicable.
3. HJS Application to Multi-Breed and Breed Restricted Competition Standards.
   HJS apply only to the H/J portions of a multi-breed competition and are not applicable to breed restricted competitions.
4. Standards Application.
   a. All hunter competitions fall into one of the following classifications: Premier (“AA”), National (“A”),or Regional (“B”).
   b. All jumper competitions fall into one of the following classifications: Level 1, Level 2, Level 3, Level 4, Level 5 or Level 6.
   For purposes of this chapter, hunter and jumper competitions are considered a single discipline and subject to the same HJS or Basic Standards where applicable.
5. HJS and Basic Competition License Renewal & Fines.
   Standards are used as part of the evaluation process for the licensing of competitions. Failure to achieve and to maintain required Standards will be considered a major factor in the decision to renew or not renew a license and/or a rating. Unless the violation of HJS is intentional and/or is related to horse and human safety and welfare no fines relating to HJS standards will be assessed, other than those fines specified in the Federation rules (i.e. Sharps containers $100 and et cetera).
6. Exemptions from HJS.
   A single competition may receive a one-time specific exemption by the Federation for application of the HJS due to unforeseen and/or extenuating circumstances (see ring size exemption provision HJ 102). Exemptions are not permanent and do not modify the requirement to meet the HJS in the future.
7. Other References.
   In addition to the requirements set forth in this chapter, additional rules relating to Federation hunter and jumper competitions are located in other chapters of the Federation rule book specifically, GR, HU, EQ, AND

JP. Pursuant to GR151.1, when a division or section rule is in conflict with a general rule (GR), the division or section rule shall govern.

HJ101 Effective Dates for Standard Application

1. Existing Licensed H/J Competitions including Heritage Competitions eligible for renewal on or after 12-01-2011 unless stated otherwise in the HJS, must meet applicable HJS for their Rating. See HJ104 Horse Entry Number HJS.
2. All new competitions must meet applicable Basic Standards and HJS for their Rating. See HJ104 Horse Entry Number HJS.
3. Effective date for changes to HJS.
   Any changes or additions to HJS, unless stated otherwise in the HJS being adopted, must be achieved by a competition effective the first of the month that is 12 months following the date of the Federation's adoption of the HJS or a later effective date set forth in the HJS that is adopted. For example, changes or additions to HJS adopted in January of a year will normally become effective on February 1st of the following year, etc. HJS may be amended or deleted effective immediately when such action is determined appropriate by the Federation.
4. Competitions with the first licensed date of a competition year, prior to the effective date of the modified standard(s) for their Rating or Level, will not be required to meet the new standard(s) until the next competition year.

SUBCHAPTER HJ-2 RATINGS & HORSE ENTRY NUMBER STANDARDS

HJ102 HJ Competition Standards (HJS) are Specific to Competition Classification and Ratings as Defined Below

All competitions must meet the Basic Standards set forth in HJ100 through HJ107. Regardless of rating, additional requirements apply (HJ108) when Horse Entry Numbers exceed five hundred (500) and/or licensed series of competitions are scheduled for a period of twenty-one (21) days or more without a break of at least five (5) consecutive calendar days

A competition must apply for an exception to any competition standard outlined in HJ105-HJ108 if management is unable to remedy facility limitations or space constraints due to extenuating circumstances at the facility, beyond reasonable control of competition management. The application for exception must be submitted at the same time as the competition's license application or license renewal on a form provided by the Federation.

HJ103 Definitions

1. Definitions.
   a. Rated Hunter competitions are classified as Premier ("AA"), National ("A") or Regional ("B"). Stand-alone International Hunter Derby competitions are a sub-type of the premier hunter rating (see HJ114)
   b. Jumper competitions are designated as Levels 1, 2, 3, 4, 5, and 6 based upon prize money. See JP104.
   c. Rated competitions offering hunter only, or both hunter and jumper will be subject to HJS set forth under the Premier, National or Regional hunter rating.
   d. HJS for a jumper only competition will be:
      1. Standards set forth under Premier ("AA") required for Jumper Levels 5 and 6
      2. Standards set forth under National ("A") required for Jumper Levels 3 and 4
      3. Standards set forth under multi-day Regional ("B") required for Jumper Level 2
      4. Standards set forth under one-day Regional ("B") required for Jumper Level 1
   e. Federation Special competitions or Jumper Level 6 competitions may be subject to a Federation approved waiver (GR309) or other modification of a portion of the Standards (including HJS), in connection with the Special competition approval.

2. Whenever two (2) Standards are applicable to a competition, the entire competition is to achieve the highest Standard applicable to any portion of the competition.
3. For multi-breed competitions (see HJ100.3) which contain hunter and/or jumper sections, and for local competitions when operating within an existing rated hunter and/or jumper competition, the highest applicable HJS for any portion of the hunter and/or jumper competition is to be applied to the entire hunter and/or jumper discipline sections only.
4. All competitions must state their competition rating and/or level clearly on the cover of the prize list.

HJ104 HJS Competition Standards Horse Entry & Renewal

1. Number of Horse Entries Required for HJ Competition Rating.
2. No minimum horse entry number is required to achieve the rating for jumper competitions. Prize money is the alternative criteria required for a jumper rating. See JP104
3. Competitions restricted to only conducting Breeding classes are exempt from the Horse Entry standard requirement.
4. Two day National Junior/Amateur restricted competitions will have a Horse Entry Number requirement of fifty (50). Competitions which utilize only one (1) competition ring or which offer only hunter and equitation classes (no jumper classes) will have a Horse Entry Number requirement as follows: Premier – seventy-five (75), National – fifty (50). There is no Horse Entry Number requirement for a Regional competition.
5. Rating and Horse Entry Numbers.
   (See HJ108 for additional HJS requirements)
   Required number of Horse Entries for Regular competition Classification rated hunter or hunter/jumper are:
   a. Number of horse entries required for a Premier rated hunter or HJ competition is a minimum of two hundred (200).
   b. Number of horse entries required for a National rated hunter or HJ competition is a minimum of seventy-five (75).
   c. There is no minimum number of horse entries required for Regional rated hunter or HJ competition.
   d. For the required number of hunter classes per rating for hunter sections see GR312.6.
6. Horse Entry Number Determination and License Renewal Requirements.
   The HJS Horse Entry Number (HJ104) is based on the number of horses entered as determined by drug fees paid for the prior year. Horses used in equitation classes are included in the number of horses entered.
7. New Competition or New Rating Horse Entry Requirement.
   During the first three (3) years of a competition, the minimum number of horse entries is determined based upon the minimum number of horse entries required for the rating applied for by the Licensee and approved by the Federation. During one (1) of the first three (3) years for a competition that is new, or for a competition that is held at a new rating, the minimum Horse Entry Number (HJ104) for the competition must be achieved.
8. Renewal Competition Horse Entry Number Rating Requirements.
   a. For competitions with three (3) or more years of operation, a competition License may be renewed if they have achieved the HJS Horse Entry Number in at least two (2) of the last three (3) years. The License renewal may be delayed until the completion of the last competition of the existing License, if it is in the best interest of the competition to achieve the HJS Horse Entry Number required for renewal. The other HJS that are applied to a competition must be achieved every year in order to maintain the Rating/Level.
   b. If the required minimum HJS Horse Entry Number is not achieved during the period set forth, then the competition will be provided with a License at a lower rating consistent with the Horse Entry Numbers achieved. The Licensee may continue to conduct a competition at the same location and one the same dates at the new Rating and/or Level in accordance with HJ104 and subject to achieving other HJS required for the Rating or Level.
9. Renewal License Request at a Higher HJS Horse Entry Number Requirement. Any higher rating for a competition may only occur upon application by the Licensee and approval of the Federation in accordance with established license procedures. When a competition is approved to receive a license for a higher rating

they must conduct at least three (3) competitions at the new rating before they may again apply for a higher rating.

10. Renewal License Request at a Lower HJS Horse Entry Number or Other HJS Requirement. If the competition Licensee is not able to, or does not wish to, meet the applicable HJS to continue their current rating, the Licensee may request and receive a License at a lower rating, subject to meeting the applicable HJS for the new rating and Federation approval.
11. Renewal License Process Review.
    The Federation, in its sole discretion, may determine that a competition has been adversely affected in the competitions ability to achieve the HJS as a result of an unforeseen or unavoidable occurrence. If this unusual occurrence adversely impacts the number of horses entered in the competition, the Federation will not consider the affected competition year in determining renewal rating eligibility. In order for the Federation to make their determination, facts must be reported in writing by competition management to the Federation Competitions Department prior to the earlier of the third day or end of writing by competition management to the Federation Competitions Department prior to the earlier of the third day or end of the licensed competition. Unforeseen or unavoidable occurrences may include Acts of God. The Federation, in its sole discretion, may audit competitions to determine that they are faithfully compliant with the HJS Horse Entry Number Requirement. If a competition is found to be non-compliant due to inclusion of inaccurate information in the competition report or other reports to the Federation, Licensee is subject to immediate revocation of all licenses.

SUBCHAPTER HJ-3 REQUIREMENTS TO OBTAIN RATING

US Equestrian Minimum Requirements for Hunter Jumper Competitions

HJ105 Safety and Welfare

1. Definitions
    a. Potable Water: Convenient and ample water for horses and potable water for human consumption must be free and available at all times. If the facility cannot provide adequate potable water or runs out of potable water, management must provide an alternate water source as soon as possible. If the competition has been without ample water for horses for four consecutive hours, the competition must be halted until water is available.
    b. Restrooms: A minimum of one operable, sanitary restroom must be provided for every fifty (50) horses entered the prior year. A restroom is a fully-enclosed space with a lockable door containing a functioning toilet and stocked toilet paper dispensers. Men’s restrooms may contain urinals. If the restroom is permanent, toilets must flush, hand soap must be provided, and operable sinks that dispense potable water must be provided. All restrooms must be stocked daily, or more often depending on use, and must be cleaned and thoroughly sanitized daily, or more often to prevent the accumulation of debris in undesignated areas.
    c. Accident Preparedness: An operable landline or cell phone must be reserved and accessible at all times for the purposes of contacting emergency personnel.
        1. The following information must be posted outside the show office, and readily available to anyone on the competition grounds:
            a. All 24-hour telephone numbers for horse and human emergencies;
            b. Map of competition grounds;
            c. Directions from competition to nearest hospital and equine veterinary center;
            d. Facility address; and
            e. GPS coordinates of facility address.
        2. In addition to the requirements of GR901, Federation licensed competitions with Hunter, Hunter Breeding, Jumper and/or Hunter/Jumping Seat Equitation classes not restricted by breed must publish the following safety information in the prize list:
            a. Mileage to nearest hospital with emergency care; and

b. Mileage to nearest Level 1 Trauma Center.

3. In addition to the requirements of GR845, Federation licensed competitions with Hunter, Hunter Breeding, Jumper and/or Hunter/Jumping Seat Equitation classes not restricted by breed must do the following:
   a. Competition management is responsible for ensuring that all appropriate competition officials and competition staff including but not limited to Safety Coordinator, Medical Personnel, In-gate Starters, Licensed Officials, Announcers, Technical Coordinator, Stable Manager, Veterinarian, are provided a written copy of the accident preparedness plan and isolation protocol for horses, prior to the commencement of duties.
   b. In addition to the requirements of GR1034 the Steward shall submit a copy of the accident preparedness plan signed by the Competition Manager, Safety Coordinator, and Medical Personnel, to the Federation along with their Steward's report.

d. USEF Safe Sport Information Signage: Signage provided by USEF detailing information regarding USEF SafeSport practices and reporting procedures must be posted in the show office.

e. Veterinarian:
   1. The official competition veterinarian must be on grounds or on call with a contractual written agreement stating that the veterinarian will be on the grounds or on call during the competition. The contractual agreement must be signed by competition management and the veterinarian who will be on duty. A veterinarian is required on grounds if the competition meets the following criteria and/or rating:
      a. All Premier rated and/or Jumper Level 5/6 competitions;
      b. A competition in which the previous year's horse entry number exceeds 200 (HU115 and JP105.5); or
      c. A first-year multi-day competition with Premier or National rated sections.
   2. If required on site based on rating, the official competition veterinarian must be provided with a clean area that is protected from the elements and secured from public view to serve as a first aid station or emergency treatment area of ill and injured horses. The first aid area must be lighted, supplied with electricity and running water, and large enough to provide a suitable and safe working environment. See GR1211.5 for additional requirements.
   3. An owner or trainer may utilize a veterinarian of their choice without being subjected to an additional fee from the competition for doing so.

f. Farrier: If required on-site based on rating, the official competition farrier must be provided with a clean area protected from the elements with a level surface. The farrier area must be lighted, supplied with electricity and access to water, and large enough to provide a suitable and safe working environment.
   1. An owner or trainer may utilize a farrier of their choice without being subjected to an additional fee from the competition for doing so.

g. Human Ambulance: A medical vehicle used to respond to medical emergencies and to transport medical patients to the hospital for treatment. Emergency medical service calls must be placed in accordance with applicable local Health Department statutes and regulations.

h. Qualified Medical Personnel: At Premier rated and/or Jumper Level 5 or higher competitions, at least one of the required qualified medical personnel must be a paramedic. See GR847 for additional medical personnel requirements.

i. Emergency Horse Transport: An operational vehicle with a designated driver dedicated to the transportation of equines on and/or from the property in the instance of an equine injury or emergency. If the horse ambulance consists of a trailer, the trailer must be sized for horses, equipped with a ramp, and properly attached to an operational towing vehicle with a designated driver throughout the competition.

j. Automated External Defibrillator (AED): An automated external defibrillator (AED) must be operable and placed in a designated, safe location. All qualified medical personnel must be informed of the AED's location prior to the start of competition.

k. Privacy screen: Portable screen(s) or curtain(s) that can be assembled during an emergency with the purpose of creating privacy for an injured horse or rider. A privacy screen must be opaque to afford total privacy from spectators and should be sized to adequately cover an area large enough for a prostrate

horse, the treating veterinarian or medical doctor, and any other required emergency personnel. Privacy screens must be readily accessible and located in close proximity to the competition arenas. Use of privacy screens is at the discretion of Competition Management, veterinary, and/or medical staff.

2. Minimum Requirements

Minimum Requirements to Obtain Rating	Jumper I	One-Day Regional ("B")	Multi-Day Regional ("B") Jumper 2	National ("A") Jumper 3/4	Premier ("AA") Jumper 5/6
Potable Water	Required	Required	Required	Required	Required
Restrooms	1 per 50 horses entered	1 per 50 horses entered	1 per 50 horses entered	1 per 50 horses entered	1 per 50 horses entered
Accident Preparedness	Required	Required	Required	Required	Required
Safe Sport Information Signage	Required	Required	Required	Required	Required
Veterinarian (GR1211.5, HU114 and JP105.5)	On call with written agreement unless: 1) previous year's horse entry number exceeds 200	On call with written agreement; for exception see HJ105.1e	On call with written agreement; for exception see HJ105.1e	On call with written agreement; for exception see HJ105.1e	Onsite with written agreement
Farrier (GR1211.6)	On call with written agreement	On call with written agreement	On call with written agreement	Onsite for entire competition	Onsite for entire competition
Human Ambulance (GR847)	On call	On call	On call	On call	On call
Qualified Medical Personnel (GR847)	Required	Required	Required	Required	Required - at least one must be a paramedic
Emergency Horse Transport	n/a	n/a	n/a	n/a	Onsite for entire competition
AED	n/a	Required	Required	Required	Required
Privacy Screens	Required	Required	Required	Required	Required

© USEF 2026

HJ106 Riding and Lunging Areas.

1. Riding or lunging may not occur in a riding or lunging area that has been closed for use. Lunging is not permitted in the same area in which horses are being ridden; riding is not permitted in the same area in which horses are being lunged. The prize list must specify the dimensions of each riding and lunging area at the facility.
2. Definitions.
   a. Competition Ring: An area designated with signage and a barrier, with a gate or space for entry and exit, on competition grounds where classes are held for competition of hunters and/or jumpers. All competitions must provide a minimum of one dedicated competition ring. Competition rings may be utilized as an exercise, lunge, or schooling area when not being used for its primary purpose if the ring meets the sizing requirements for each area.
   b. Main Competition Ring: The main competition ring is defined as a competition ring for hunters and/or jumpers which takes priority scheduling over all other competition rings, or holds the class with the largest amount of prize money, and has designated seating for spectators and riders. If one competition ring (defined above) is provided, it will serve as the main competition ring.
   c. Schooling Area or Warm-up Area: A designated area on the competition grounds in which horses are being prepared to compete. A schooling area is required to be designated with signage and on the facility map for each competition ring, and located in close proximity to the competition ring it serves. All horses in the schooling area or warm-up area must have its show number attached to the horse or the individual riding or handling. Any horse without its correct number will be asked to leave the area. Premier competitions must offer a separate schooling area for hunters, jumpers and ponies if running concurrently. At all other ratings, it is recommended that separate schooling arenas be provided for hunters. A separate schooling area and jumps should also be provided for ponies. Schooling areas must be available one hour prior to the start of the first scheduled class until the end of the last scheduled class in the competition ring for which the schooling area is designated. When utilizing an indoor ring as a competition ring, the competition may use schooling breaks between sections within the competition schedule for each day to comply with this Standards requirement. Schooling areas for hunters must contain adequate standards, jump cups and hunter-type rails to make a minimum of a trotting fence, a vertical and an oxer. See also HU Appendix A.
   d. Exercise Area: A designated area on the competition grounds in which horses at the competition may be exercised, or lessons may be held, both on the flat and over fences. All horses in the exercise area must have its show number attached to the horse or the individual exercising. Any horse without its correct number will be asked to leave the area.
   e. Lunging Area: An area designated on the competition grounds that is used to safely lunge horses on the flat only. All horses being lunged in the designated lunging area, or anywhere else on show grounds, must have its show number attached to the horse or the individual lunging. Any horse without its correct number will be asked to leave the area.
   f. Lighting: Lighting must provide full and complete visibility for a safe working environment for horses and personnel if competition rings, schooling areas, exercise areas, and lunge areas are open for use between sunset and sunrise. Horses cannot be required to be exhibited in the competition ring or schooled in the designated schooling areas before sunrise or after sunset unless lighting in accordance with GR 834.2 is provided that assures full and complete visibility.
   g. A Judge's Site or Judge's Booth: A judge's site must offer climate appropriate protection from adverse weather conditions, seating, and visibility of the area being judged. Judges' sites must be provided at each competition ring and all other judging locations.
   h. Footing: The footing in all competition rings, schooling rings, exercise areas and lunge areas must be safe, consistent and appropriate for the intended use and type of competition. These areas must be properly maintained at least daily, and more often depending upon use and weather conditions. Plans and knowledgeable maintenance staff must be in place to monitor the safety of the footing in all riding and lunging areas. Competition licensee or manager must develop a tentative footing maintenance plan for all competition rings, schooling/warm-up areas, exercise areas, and lunging areas prior to and during competition. The maintenance plan should include the type of footing, planned maintenance for each area, weather contingencies, personnel and equipment, and any breaks in the schedule for maintenance.

1. Competition management is required to make appropriate efforts to maintain the best possible footing in competition, schooling, and exercise and lunge areas. Provisions must be made (by having on hand functioning proper equipment and scheduling sufficient breaks in the schedule) to maintain the footing in those areas throughout the competition by dragging, watering, and raking, if necessary.
2. Water trucks, sprinklers, snow removal, or other climate appropriate system(s) must be used to address climate related conditions, including dust reduction for all riding and lunging areas.
3. Horses are not permitted in riding and lunging areas while the areas are being serviced by motorized equipment.

i. Competitor and Spectator Seating: Bleachers, benches, or chairs available adjacent to the main competition ring. Seating must be well-constructed, in good condition, and safe for use.

j. Shelter for Horses & Riders: At least one permanent or temporary structure with the capacity to comfortably and safely cover horses and riders and provide protection from sunlight and extreme temperatures. The shelters must be located adjacent to a schooling area or competition ring. Shelters must be well-constructed, in good condition, safe for use, and anchored securely to the ground in order to withstand wind.

k. Ring Staff: Jump crew must be assigned to each competition ring in which jumps are used, to replace fences that were knocked down, help with course setting, rake or tamp footing, and aid in the event of an accident or emergency. In-gate personnel must be assigned to each competition ring to ensure the competition runs on schedule and must be equipped with a legible schedule and entry list for each class.

3. Minimum Requirements to Obtain Rating

Minimum Requirements to Obtain Rating	Jumper 1	One-Day Regional (“B”)	Multi-Day Regional (“B”) Jumper 2	National (“A”) Jumper 3/4	Premier (“AA”) Jumper 5/6	Additional Requirements for competitions that meet requirements of HJ108 Outdoor	Additional Requirements for competitions that meet requirements of HJ108 Indoor
Main Competition Ring	n/a	n/a	Required	Required	Required	Required	Required
Competition Ring - 1 Outdoor	20,000 sq. feet	20,000 sq. feet	24,000 sq. feet	28,000 sq. feet	28,000 sq. feet	n/a	n/a
Competition ring - 1 Indoor	14,000 sq. feet	14,000 sq. feet	16,000 sq. feet	18,000 sq. feet	20,000 sq. feet	n/a	n/a
Designated Schooling Area for each Competition Ring	Required	Required	Required	Required	Required	Required	Required
Schooling Area 1	n/a	n/a	n/a	n/a	n/a	45,000 sq. feet	30,000 sq. feet
Exercise Area - 1 Outdoor	Required	Required	16,000 sq. feet	20,000 sq. feet	24,000 sq. feet	Combined w/lunging area requirement	Combined w/lunging area requirement
Exercise Area - 1 Indoor	n/a	n/a	n/a	18,000 sq. feet	18,000 sq. feet	n/a	n/a
Lunging Area	2,500 sq. feet	2,500 sq. feet	10,000 sq. feet	10,000 sq. feet	15,000 sq. feet	45,000 sq. feet + additional 10,000 sq. feet per 100 horses	30,000 sq. feet + additional 10,000 sq. feet per 100 horses
Lighting	Required if night or early morning classes are held	Required if night or early morning classes are held	Required if night or early morning classes are held	Required if night or early morning classes are held	Required if night or early morning classes are held		
Judges’ site	Required	Required	Required	Required	Required		
Footing	Required	Required	Required	Required	Required		

Minimum Requirements to Obtain Rating	Jumper 1	One-Day Regional (“B”)	Multi-Day Regional (“B”) Jumper 2	National (“A”) Jumper 3/4	Premier (“AA”) Jumper 5/6	Additional Requirements for competitions that meet requirements of HJ108 Outdoor	Additional Requirements for competitions that meet requirements of HJ108 Indoor
Competitor and spectator seating	n/a	n/a	Seating for at least 25 individuals at main competition ring	Seating for at least 50 individuals at main competition ring	Seating for at least 100 individuals at main competition ring	Competitor and spectator seating	n/a
Shelter for horses & riders	n/a	n/a	n/a	n/a	Required	Shelter for horses & riders	n/a
Ring Staff	Required	Required	Required	Required	Required	Ring Staff	Required

HJ107 Facilities.

1. Definitions
   a. Parking Areas: Parking areas for vans, trailers, competitors, spectators, and officials must be provided. Parking for spectators and competitors must be designated with signage. Vehicles must be parked in designated areas that do not impede foot, horse, or vehicle routes.
   b. Level Measurement Area: A level surface area for measurement (if there are divisions that require measurement) in accordance with HJ131.
   c. Lighting in Stabling: The lighting in the barns and stabling areas provided by the competition must provide a safe environment for horses and clear visibility for people.
   d. Waste Containment and Removal: Competitions must remove and dispose of animal, human, and trash waste as necessary to maintain a sanitary environment. Manure and trash containment areas or receptacles must be placed in convenient areas throughout the facility. Manure or trash containment areas or receptacles must not obstruct foot or vehicle traffic routes or be placed in areas where fluids accumulate.
   e. Sharps Containers: A sharps container is made of puncture-resistant plastic with leak-resistant sides and bottom. They have a tight fitting, puncture-resistant lid which does not allow sharps to come out of the container. Sharps containers must be properly labeled to warn of hazardous waste inside the container. Sharps containers must not be altered in any way from its manufactured form, such as removal of security measures or drilling of the plastic. Sharps containers must be protected from the elements as to not collect rainwater.
      1. If stabling is provided, each fifty (50) occupied stalls must be provided with one sharps container for the disposal of needles and other disposable sharp instruments. These containers must be placed in visible, accessible, and convenient locations in barns housing competition horses. If stabling is not provided, competition management must place a minimum of one sharps container for every seventy-five (75) horses entered the previous year in visible, accessible, and convenient locations.
      2. It is competition management's responsibility to dispose of contents of sharps containers when the container is three-quarters (3/4) full, in accordance with community guidelines for proper disposal methods. Competition management may fine any individuals including trainers, owners, exhibitors, or their agents up to $100 for improper disposal of needles or other sharp disposable instruments.
      3. If local law has more stringent requirements than above relating to sharps containers or disposal, local law will prevail. Competitions that fail to place the required number of containers on the competition grounds or dispose of the contents properly will be considered in violation of the rules and may be subject to penalty as determined by the CEO or their designee and/or the Hearing Committee.
   f. Stabling: When provided, stalls must be of sturdy construction, in good condition, well-ventilated, dry, and safe for horses and ponies. Prize list must specify the type of stabling and type of stabling flooring. Trash, debris, and hazardous materials must be removed from every stall prior to occupation. If a safety issue is identified and brought to management's attention, management must address the issue as soon as possible. Functional and durable stall doors must be properly attached to every stall. Doors of occupied stalls cannot be obstructed. Aisles must be sized so that the stall doors across from each other can open concurrently to the widest point without touching. The minimum dimensions for box stalls containing horses and ponies are 9'6" wide by 9'6" deep with a minimum wall height of 7'0". The covering over the stalls must be weatherproof, properly secured, and in good repair. If a competition offers temporary stabling, tent poles or other structures used to support the covering must not be placed in any box stall to be occupied by a horse or pony.
      1. Subject to local law, any owner or trainer on the grounds of a competition must be permitted to haul in hay, grain and bedding for their own horses, in accordance with the times and any specifications published in the prize list and on the entry form. Hay, grain, and bedding cannot be resold for commercial purposes by competition participants.

© USEF 2026

2. Overnight stabling, on the competition grounds, must be provided for any accepted and confirmed entry in a section held on multiple days that has requested and paid for the stall(s) by the closing date of entries. Subject to competition management approval, additional entries may be accepted without stalls with exhibitor prior consent.

g. Public Address (PA) System: An electronic system comprising microphones and amplifiers used for the purpose of making announcements on competition grounds. The PA system must be audible and clear in all areas of the facility.
   1. Competition management must test all communication systems prior to the start of competition to ensure that each component is operable, charged, and offers clear and consistent communication in all areas of the facility. Faulty components must be repaired or replaced prior to the start of competition.

h. Portable Communication Devices: The following people must be equipped with an operable communication device, such as handheld transceivers or personal cell phones, during each licensed competition day
   1. All licensed officials;
   2. Main secretary(ies);
   3. Safety coordinator;
   4. At least one qualified medical employee;
   5. Competition manager and/or facility manager;
   6. The official on-site veterinarian, if applicable;
   7. The official on-site farrier, if applicable; and
   8. Anyone serving a role critical to the efficient operation of the competition.

   If communication devices are provided by competition management, competition management must ensure that all communication systems are operable, charged, and offer clear and consistent communication in all areas of the facility. Faulty components must be repaired or replaced prior to the start of competition.

i. Night Watch: Security and monitoring service offered to exhibitors, which must be available to contract at an additional cost, for horses stabled on the grounds.

j. 24-Hour Facility Security: Security personnel in place to protect the facility against unauthorized entry and respond to emergencies.

k. Horse Wash Areas: A minimum of one horse wash area for each fifty (50) horses entered in the prior year must be available. Each horse wash area must have an operational water spigot, hose, and properly maintained drainage, so that water drains away from the wash area and stabling into a routed area or storm drain.

l. Competition Office & Staff: Office must be operated with enough staff to process workload in a timely manner. Office must keep current and accurate records of event participants, staff and officials, and contact information. The competition office must clearly state its hours of operation outside the office on each licensed day.

m. Results Posted: Results must be available at the show office or on the internet within four hours of the conclusion of the section.

n. Competition Website: The competition website must provide current information and resources applicable to the facility and competition, including prize list, entry form or access to online entry system, updated schedules, class entry numbers, competitor services, facility map, and any other relevant information useful to competitors and trainers.

o. Online Entry System: The online entry system must meet all requirements for USEF competition entries.

p. Electrical Outlets in Stabling: If provided, electrical outlets or receptacles must comply with applicable sections of the Occupational Safety and Health Administration (OSHA), National Fire Protection Association (NFPA), National Electrical Code, National Electrical Safety Code, and state-adopted electrical codes.

q. Separate Motor Vehicle and Horse Traffic: In high traffic areas, well-maintained paths must be in place throughout the facility that separate motor vehicles from horses and pedestrians and designated with legible signage.
r. Competitions requiring multiple stewards must offer each steward a safe means of motorized transportation. The rule only applies to competitions which utilize golf carts, either for competition staff or officials.
s. Drainage System: Drains must be in place at each stabling area and wash area so that water drains away from stabling into a routed area or storm drain. Each must be operable, safe, well-maintained, and cleared periodically, to prevent the accumulation of rain and ground water.
t. Food and Beverage Service: At least one staffed food and beverage service area must be available on the competition grounds. Hours of operation must be posted and announcements notifying exhibitors of closing times must be made at least one hour prior to closing.

2. Minimum Requirements to Obtain Rating

Minimum Requirements to Obtain Rating	**Jumper 1**	One-Day **Regional** (“B”)	Multi-Day **Regional** (“B) **Jumper 2**	**National** (“A”) **Jumper 3/4**	**Premier** (“AA”) **Jumper 5/6**		
Parking	Required	Required	Required	Required	Required		
Level Measurement Area (HJ131)	Required if classes that require measurement are offered	Required if classes that require measurement are offered	Required if classes that require measurement are offered	Required if classes that require measurement are offered	Required if classes that require measurement are offered		
Lighting in Stabling	Required if stabling is offered	Required if stabling is offered	Required if stabling is offered	Required if stabling is offered	Required if stabling is offered		
Waste Containment and Removal	Required	Required	Required	Required	Required		
Sharps Containers	1 container per 50 occupied stalls or 1 container per 75 horses entered	1 container per 50 occupied stalls or 1 container per 75 horses entered	1 container per 50 occupied stalls or 1 container per 75 horses entered	1 container per 50 occupied stalls	1 container per 50 occupied stalls		
Stabling	n/a	n/a	n/a	Required	Required		
Public Address System	n/a	n/a	n/a	Required	Required		
Portable Communication Devices	Required	Required	Required	Required	Required		
Night Watch	n/a	n/a	n/a	Required	Required		
24 hour facility security	n/a	n/a	n/a	n/a	Required		
Horse Wash Areas	Required	Required	Required	Required	Required		

© USEF 2026

Minimum Requirements to Obtain Rating	**Jumper 1**	One-Day **Regional** (“B”)	Multi-Day **Regional** (“B) **Jumper 2**	**National** (“A”) **Jumper 3/4**	**Premier** (“AA”) **Jumper 5/6**		
Competition Office & Staff	Required	Required	Required	Required	Required		
Minimum Requirements to Obtain Rating	**Local Jumper 1**	**Regional II**	**Regional I Jumper 2**	**National Jumper 3/4**	**Premier Jumper 5/6**		
Results Posted	n/a	Required	Required	Required	Required		
Competition Website	n/a	n/a	n/a	Required	Required		
Online Entry System	n/a	n/a	n/a	n/a	Required		
Electrical Outlets in Stabling	n/a	n/a	n/a	n/a	Required		
Separate Motor Vehicle and Horse Traffic	n/a	n/a	n/a	n/a	Required if 500+ horses entered in previous year		
Drainage System	n/a	n/a	n/a	Required	Required		
Food/Beverage Service	Required	Required	Required	Required - hot and cold	Required - hot and cold		

© USEF 2026

HJ108 Horse Entry Numbers Exceed Five Hundred the Previous Year Based on Drug Fees Paid or Duration of Competition or Series of Competitions Exceeds Twenty-One Days Without a Break of five (5) consecutive calendar days

When Horse Entry Numbers exceed five hundred (500) the previous year based on drug fees paid or licensed series of competitions under the same licensee are scheduled for a period of twenty-one (21) days or more without a break of at least five (5) consecutive calendar days, additional HJS must be met for exercise and lunging area requirements. These HJS apply to all rated or combinations of rated competitions without regard to the fact that the rating may be different.

When the number of horse entries and days of competition are as described herein, the following HJS requirements are in lieu of existing exercise and lunge requirements set forth as HJS for rating: Premier, National, or Regional.

1. Outdoor competitions. When the above conditions set forth in HJ108 exist, the following minimum requirements must be met for exercise and lunge areas on both competition and non-competition days:
   Required Exercise/Lunge area 45,000 square feet
   Additional 10,000 square feet for each increment of 100 horses. Up to a maximum total area requirement of 135,000 square feet.
   a. A minimum of one (1) lunge area of at least 20,000 square feet not being used at the time as competition rings, schooling areas and/or exercise areas must be available during competition hours between the hours of sunrise and sunset. This area is considered part of the total area required for the exercise/lunge area.
   b. The exercise area must be available for at least five (5) contiguous hours within each calendar day between the hours of sunrise and sunset. The exercise area schedule (if area is not always available) must be posted in the horse show office prior to the first day of competition. This area is required to be available on both competition days and during non-competition days when there are less than five (5) consecutive calendar days of break without scheduled competitions.
2. Indoor competitions. When the above conditions set forth in HJ108 exist, the following minimum requirements must be met for exercise and lunge areas on both competition and non-competition days.
   Required Exercise/Lunge area 30,000 square feet
   Additional 10,000 square feet for each increment of 100 horses
   a. The exercise area and lunge area must be available for at least two (2) periods of two (2) contiguous hours between 5:00 am and 12:00 midnight, and lighted as specified in HJ106.2. This exercise area period is required to be available on days when competitions are scheduled and during non-competition days at least eight (8) contiguous hours between 5:00 am and 12:00 midnight when there are less than five (5) consecutive calendar days without scheduled competitions. Exercise areas must be lighted as specified in HJ106.2.f and GR834.2.

SUBCHAPTER HJ-4 COMPETITION SCHEDULING AND PRIZE MONEY

See also GR901.21b, GR901.24 and Chapter GR3.

HJ109 Premier Rated Competitions

1. Must be held and judged over a minimum of five (5) days on the same competition grounds.
2. Number of horse entries required for a Premier rated hunter or HJ competition is a minimum of two hundred (200).
3. A minimum of fifteen (15) Premier rated Hunter sections listed in GR312.6 must be offered.
4. A minimum of ten Premier rated hunter sections listed in GR312.6 must be held and judged. Ladies Side Saddle does not count towards these requirements.
5. Scheduling
   a. A minimum of two performance classes from two different Premier rated Hunter sections must be scheduled and judged on four of the five days.
   b. Classes in recognized sections must run on consecutive days. (Exception: Hunter Classics)
6. The High Performance Hunter section must be offered.
7. Prize Money

a. A Premier rated competition must pay a minimum of $75,000 in prize money in all rated hunter sections and classes (See GR312.6). If more than the minimum required is guaranteed, the guaranteed amount becomes the minimum required prize money payout. If an add-back is offered, the details must be provided in the prize list.
b. Prize money from a section that did not fill and run may be reallocated in accordance with HJ116 to another section(s) that did fill.
c. If sections are canceled or entries are insufficient to award all prize money, then additional money not awarded must be pooled and redistributed as follows:
    1. 60% of the pool to the champions of the rated hunter sections in which prize money was awarded, and
    2. 40% of the pool to the reserve champions of the rated hunter sections in which the prize money was paid.

    Model classes do not count towards the number of required classes to meet the rating requirement, therefore the prize money offered in Model classes cannot be used to determine the amount of required prize money to calculate the Premier rating.

HJ110 National Rated Competitions

1. Must be held and judged over a minimum of three days on the same competition grounds.
2. Number of horse entries required for a National rated hunter or HJ competition is a minimum of seventy-five (75).
3. A minimum of ten National rated hunter sections listed in GR312.6 must be offered.
4. A minimum of five National rated hunter sections listed in GR312.6 must be held and judged. Ladies Side Saddle does not count towards these requirements.
5. Scheduling
    a. A minimum of two performance classes from two different National rated Hunter sections must be scheduled and judged on each of the three days.
    b. Classes in recognized sections must be held on consecutive days (Exception: Hunter Classics)
6. The High Performance Hunter section must be offered.
7. Prize Money

Minimum Prize Money paid- A National rated competition must offer a minimum of $5,000 and cannot exceed a maximum of $74,999 in prize money in rated hunter sections and classes. If more than the minimum required is guaranteed, the guaranteed amount becomes the minimum required prize money paid out.

a. If add backs are offered, the details must be provided in the prize list.
b. Prize money from a section that did not fill and run may be reallocated in accordance with HJ116 to another section(s) that did fill.
c. If sections are cancelled or entries are insufficient to award all prize money, then additional money not awarded must be pooled and equally redistributed as follows:
    1. 60% of the pool to the champions of the remaining rated hunter sections in which prize money was paid, and
    2. 40% of the pool to the reserve champions of the remaining rated hunter sections in which prize money was paid.

Model classes do not count towards the number of required classes to meet the rating requirement, therefore the prize money offered in Model classes cannot be used to determine the amount of required prize money to calculate the National rating.

HJ111 National Rated Junior/Amateur Restricted Competitions

1. Must be held on a minimum of two consecutive non-school days within the public school system, at the location of the competition, on the same competition grounds.
2. Two day National Junior/Amateur restricted competitions will have a Horse Entry Number requirement of fifty (50).
3. A minimum of six National rated Hunter sections listed in GR312.6 must be offered.
4. A minimum of three National rated hunter sections listed in GR312.6 must be held. Ladies side saddle does not count towards these requirements.
5. For scheduling see requirements for National Competitions (HJ110.5)

6. At Federation licensed Junior/Amateur competitions, the only rated Hunter sections that may be held are those which are restricted by definition to the participation of juniors and amateurs (example: Junior, Amateur, Children's, Adult and Pony). Exception: Pony Hunter Breeding and Hunter Breeding classes.
7. Prize Money
   a. Minimum Prize Money paid- At National competitions restricted to Juniors and/or Amateurs, a minimum of $3,000 and a maximum of $74,999 in prize money, must be offered in the rated Hunter sections and classes. If more than the minimum required is guaranteed, the guaranteed amount becomes the minimum required prize money paid out.
   b. If add backs are offered, the details must be provided in the prize list.
   c. Prize money from a section that did not fill and run may be reallocated in accordance with HJ116 to another section(s) that did fill.
   d. If sections are cancelled or entries are insufficient to award all prize money, then additional money not awarded must be pooled and redistributed as follows:
      1. 60% of the pool to the champions of the rated hunter sections in which prize money was paid, and
      2. 40% of the pool to the reserve champions of the rated hunter sections in which prize money was paid.

   Model classes do not count towards the number of required classes to meet the rating requirement, therefore the prize money offered in Model classes cannot be used to determine the amount of required prize money to calculate the National rating.

HJ112 Multi-Day Regional Rated Competitions

1. A multi-day Regional rated competition is limited to a maximum of three (3) days. The Federation may waive or amend the three-day restriction if circumstances warrant.
2. At least three (3) Regional rated Hunter sections must be offered. (Exception: competitions exclusively offering Hunter and/or Jumping Seat Equitation or Hunter Breeding classes).
3. No more than two (2) one-day Regional rated competitions or one (1) multi-day Regional competition may be held by the same licensee or any entity associated with the same licensee during any calendar week (Monday through Sunday). If the licensee is a business entity, this provision includes all persons listed as principals of the business entity. The Federation may waive or amend the restriction on the number of Regional rated competitions held in a calendar week if circumstances warrant.
4. Prize Money
   a. At Multi-Day Regional competitions a minimum of $0 and a maximum of $24,999 in prize money, must be offered in the rated and miscellaneous hunter sections and classes. If more than the minimum required is guaranteed, the guaranteed amount becomes the minimum required prize money paid out.
   b. If add backs are offered, the details must be provided in the prize list.
   c. Prize money from a section that did not fill and run may be reallocated in accordance with HJ116 to another section(s) that did fill.
   d. If sections are cancelled or entries are insufficient to award all prize money, then additional money not awarded must be pooled and redistributed as follows:
      1. 60% of the pool to the champions of the rated hunter sections in which prize money was paid, and
      2. 40% of the pool to the reserve champions of the rated hunter sections in which prize money was paid.

   Model classes do not count towards the number of required classes to meet the rating requirement, therefore the prize money offered in Model classes cannot be used to determine the amount of required prize money to calculate the National rating.

HJ113 One-Day Regional Rated Competitions

1. At least two (2) Regional rated sections must be offered. (Exception: competitions exclusively offering Hunter and/or Jumping Seat Equitation or Hunter Breeding classes).
2. No more than two (2) one-day Regional rated competitions, or one (1) multi-day Regional competition may be held by the same licensee or by any entity associated with the same licensee during any calendar week (Monday through Sunday). If the licensee is a business entity, this provision includes all persons listed as principals of the business

entity. The Federation may waive or amend the restriction on the number of Regional rated competitions held in a calendar week if circumstances warrant.

3. Prize Money
   a. At One-Day Regional ("B") competitions a minimum of $0 and a maximum of $24,999 in prize money, must be offered in the rated and miscellaneous hunter sections and classes. If more than the minimum required is guaranteed, the guaranteed amount becomes the minimum required prize money paid out.
   b. If add backs are offered, the details must be provided in the prize list.
   c. Prize money from a section that did not fill and run may be reallocated in accordance with HJ116 to another section(s) that did fill.
   d. If sections are cancelled or entries are insufficient to award all prize money, then additional money not awarded must be pooled and redistributed as follows:
      1. 60% of the pool to the champions of the rated hunter sections in which prize money was paid, and
      2. 40% of the pool to the reserve champions of the rated hunter sections in which prize money was paid.

Model classes do not count towards the number of required classes to meet the rating requirement, therefore the prize money offered in Model classes cannot be used to determine the amount of required prize money to calculate the National rating.

HJ114 Stand-alone International Hunter Derby Competitions

1. Stand-alone International Hunter Derby Competitions are a subtype of the premier Hunter rating and so must meet or exceed all requirements of the premier rating (See rating requirements in HJ109). See below for exceptions.
   a. Horse Entry Requirements. There is no minimum horse entry requirement for a stand-alone International Hunter Derby competition, however competition management may set a minimum number to hold the competition so long as it is published in the Prize List. Each class must meet minimum entry requirement per the program specifications.
   b. Prize Money. Stand-alone International Hunter Derby competitions are exempt from prize money requirements listed in HJ109. See USHJA specifications at www.ushja.org for minimum prize money requirements for each Derby or Derby Welcome Stake class.
   c. Number of Days. Stand-alone International Hunter Derby competitions are exempt from number of days requirements listed in HJ109. See USHJA specifications at www.ushja.org for number of days required for each Derby.
   d. Number of Sections. Stand-alone International Hunter Derby competitions are exempt from section requirements listed in HJ109.
2. A stand-alone International Hunter Derby Competition must offer an International Hunter Derby. In addition, these competitions may only offer the following classes and one unrated warm-up class per Derby offered: USHJA National Hunter Derby, USHJA Pony Hunter Derby. If a USHJA National Hunter Derby is offered, a second National Hunter Derby restricted to Juniors and Amateurs may also be offered (see class specifications at USHJA.org). Any warm-up class must be open to the same group of horses eligible for the Derby for which it is a warm-up class. No unrecognized, exhibition, or demonstration classes may be held.
3. For the purpose of mileage rules, Stand-alone International Hunter Derby competitions are considered subtypes of the premier rating and will follow the mileage for that rating (see rating requirements in HJ109 and mileage in GR314.2b.) These competitions must follow the mileage exemption rules set forth in GR315.

HJ115 Cancellations

Rated sections with four (4) or more entries cannot be canceled.

HJ116 Prize Money

Total Prize Money in Rated Hunter Sections

Regional ("B") competitions	$0 - $24,999 in rated and miscellaneous hunter sections and classes.

National (“A”)competitions	$5000 - $74,999 offered in rated hunter sections and classes.
Premier (“AA”) competitions	$75,000 and over must be paid out in rated hunter sections and classes.

1. Prize money offered in the open sections must be awarded on an escalating scale related to the height of fences.
2. No more than 60% of the prize money in the required classes for Premier or National rated section may be offered on any one day when the division is held on two or more days, exception: Premier or National rated sections in which all required classes are held on one day. Prize money offered in Model classes at Premier rated competitions including add-back money, if any, in rated Hunter sections, does not count toward the minimum prize money required for a section’s rating nor is it considered for purposes of determining 60% to be offered.
3. Prize money in all rated classes at all licensed competitions must be distributed as follows: a minimum of 30% for 1st, 22% for second, 15% for 3rd, with the balance to be distributed at competition management’s discretion.
4. Ribbon winners must receive the applicable prize money offered for those placings.
5. If add backs are offered, the details must be provided in the prize list.
6. The following must be published in the competition prize list:
   a. The total amount of hunter prize money being offered at the competition,
   b. The minimum amount of guaranteed hunter prize money payout, and
   c. The total amount of hunter prize money offered, guaranteed, and paid out by the competition in the prior year, unless the competition was not held.
7. The Federation may amend or waive the minimum required prize money payout if circumstances warrant.
8. Prize money offered in a section cannot be decreased if the section fills.
9. If a section does not fill and run, the prize money may be reallocated to another section(s) offered that does fill. However, the entry fee for the section where prize money was reallocated cannot be increased.

SUBCHAPTER HJ-5 SCHEDULING REQUIREMENTS FOR SPECIFIC SECTIONS

HJ117 General

1. Premier or National rated Hunter sections may be held and judged on one or more days. If held on one day Premier or National sections are limited to a maximum of four classes per section (3 over fences and 1 under saddle). If held on two or more days, three to five performance classes must be offered (Exception: Pony Hunter and Junior Hunter sections).
2. Competitions cannot offer more than the required amount of classes in a rated hunter section. Model classes and Classics do not count toward the number of classes required, (Model classes must be offered in Premier or National rated Conformation sections in addition to the four or five required classes), therefore, they can be offered as additional classes. In addition, Model and Classics do not count towards the number of required classes to meet the rating requirement, therefore the prize money offered in Model and/or Classic classes cannot be used to determine the amount of required prize money to calculate the Premier rating. (Exception: see HJ110.7 and HJ111.7).
3. No more than three (3) classes in any Premier or National rated hunter section at a National or Premier rated competition may be held in one day if the section is held over two days. (Exception: Model classes in Green Conformation Hunter 3’6”and High Performance Conformation Hunter sections may be held as a fourth class. High Performance Hunter, Performance Hunter 3’6” and Performance Hunter 3’3” at National and Premier rated competitions and Pony Hunter sections at National rated competitions may be held on one day.)
   a. At National and Premier rated competitions, classes in recognized sections must be run on consecutive days.
   b. (Exception: hunter classics).
4. No more than five (5) classes in any rated hunter section at a multi-day Regional, National or Premier rated competition may be held.
5. No more than four (4) classes in any rated hunter section at a one-day Regional rated competition may be held.

6. At all Regular Competitions, an Under Saddle class cannot be the first performance class held in a section. (Exception: Ladies Hunter Side Saddle and un-rated sections).
7. A Model class must be offered as the first class in a Premier or National rated Conformation Section.
8. All Amateur Owner classes should be scheduled in as short a period of time as possible.

HJ118 Green Hunter Sections

1. Premier competitions offering Green Hunter must offer 3’6” and 3’9” sections separately. They may also offer Green Hunter 3’0” and Green Hunter 3’3”. If all four sections are offered, they must be offered separately:
2. Regional and National competitions may offer any or all of the Green Hunter sections either separately or combined.

HJ119 Young Hunter Sections

1. Management may offer any or all of the Young Hunter sections either separately or combined.
2. Management may choose to offer any Young Hunter section concurrently with the Green Hunter section. See HU162.3 for conditions.

HJ120 Conformation Hunter Sections

At Premier competitions, the Conformation sections must be offered separately. At National or Regional competitions, the Conformation sections may be offered as combined.

HJ121 Amateur Owner Hunter Sections

1. Sections of Amateur Owner Hunter 3’6” held at Premier rated competitions must offer at least two (2) divided sections and may be divided as stipulated in HU162.6.b.1. Regional and National competitions may offer any or all of the Amateur Owner Hunter 3’6” sections either separately or combined.
2. Sections of Amateur Owner Hunter 3’3” held at Premier rated competitions must offer at least two divided sections and may be divided as stipulated in HU162.6.b.2. Regional and National competitions may offer any or all of the Amateur Owner Hunter 3’3” sections either separately or combined.
3. In addition while the sections can be combined if entries warrant, in order for Horse of the Year points to count they must be offered separately in the prize list.

HJ122 Junior Hunter Sections

1. Rated 3’6” Junior Hunter Sections. Regional and National competitions may offer any or all of the Junior Hunter 3’6” sections either separately or combined. See GR312.6 for number of required classes and prize money. At Premier rated competitions, four 3’6” Junior Hunter sections must be offered in the prize list (large younger, large older, small younger, small older).
2. Rated 3’3” Junior Hunter Sections. Junior Hunter 3’3” may not be offered unless Junior Hunter 3’6” is also offered. (Exception: USHJA Zone Championship competitions) See GR312.6 for number of required classes and prize money. If offered at a Premier competition, at least two sections are required to be listed in the prize list. Regional and National competitions may offer any or all of the Junior Hunter 3’3” sections either separately or combined.
3. Management may elect to offer four (4) classes in Premier or National rated sections. If four (4) classes are offered at a multiple day competition, no more than two (2) classes may be held on one day and no more than 50% of the prize money may be offered on one day.
4. Regional rated Sections. See GR312.6. No prize money is required.
5. Except for Medal classes, Junior Hunter over fences classes and Equitation classes over fences may be combined and held concurrently if separate judges officiate. Flat classes cannot be combined.
6. If a Model class is offered, it must be in addition to the minimum number of classes required for a section rating.

HJ123 Pony Hunter Sections

1. At a Premier rated competition, the Regular Pony Hunter section must be offered as three height sections (small, medium, and large) and the prize money must be tripled. Regional and National competitions may offer any or all of the Regular Pony Hunter height sections either separately or combined.
2. Competitions may offer the Green Pony Hunter Section as separate sections (small, medium and large) or combined; however a Premier or rated Green Pony Hunter Section must be offered as a minimum of two sections (small/medium and large).
3. Competitions cannot offer more than the required amount of classes for a National or Regional section rating. If a Model class is offered it must be in addition to the minimum number of classes required for a section rating and must be held as the first class in any section.
4. Premier or National Rated Sections.
   a. Premier or National rated Regular and Green Pony Hunter sections may be held on one or more days. Rated Regular and Green pony Hunter sections at Premier rated competitions must be held over two or more days. If held in one day, four (4) performance classes must be offered. If held over two or more days, four (4) or five (5) performance classes must be offered.
   b. A minimum of $400 prize money must be offered in any Regular Pony Hunter section. A minimum of $250 prize money must be offered in any Green Pony Hunter section.
   c. Premier or National rated Green Pony Hunter section may only be offered in conjunction with a Premier or National rated Regular Pony Hunter section.
   d. National and Premier rated competitions must and all other rated competitions may, run an over fence class as a Handy Hunter. Exception: Green Hunter Pony sections may not offer Handy Hunter classes. Obstacles in this round should simulate those found in hunt country. The course must have two changes of direction and at least one combination. Ponies may be required to trot over one lowered fence on the course. Emphasis should be placed on turns and promptness. This class may not be used as a conformation class or offered as the first class of the section. Exception Green Hunter Pony Section may not have a Handy Hunter class.
5. Regional Rated Sections.
   a. Three (3) or four (4) classes must be offered in any Regional rated Regular or Green Pony Hunter section.
   b. No prize money is required for Regional rated sections.
6. Pony Conformation Classes.
   In Premier or National rated sections, one over fence class must be judged 25% conformation; in Regional rated sections, one over fence class may include conformation at management's discretion. The conformation class must be clearly stipulated in the prize list. A Model class may be offered in addition to the conformation class. If a model class is held, it is recommended that all conformation classes offered in the section will be held on the same day as the model class.

HJ124 USHJA Hunter Sections

1. Management may offer up to four sections per fence height per competition:
   a. Open
   b. Junior
   c. Amateur
   d. Horses/ponies in their first year of competition over fences at USEF licensed competitions
2. If only one section is offered for a particular fence height, this section must be either open to all exhibitors or restricted to juniors and amateurs.

SUBCHAPTER HJ-6 LIMITING ENTRIES

HJ125 Limiting Entries at Hunter/Jumper Competitions

1. A Federation member in good standing has the right to enter any Federation licensed Hunter, Jumper, and/or Hunter/Jumper competition and any division, section, or class for which they and their horse meet the eligibility requirements. (Exception: Management may refuse entries per GR914.)
   a. Entries may be accepted on a first-come, first-served basis per GR914.
   b. For competitions restricting entries in the Hunter division based on winnings, see HJ126
   c. For competitions restricting entries in Jumper sections, see JP115.
2. Management may collect a mandatory membership fee for a particular class or events which are part of a league or series. Collection of a mandatory Participation fee for the entire competition must follow GR1210.12.
3. If a competition wishes to limit entries into a class or section that is part of a League or Series, it must award the qualifying classes to licensed competitions on an equal basis or apply to the Federation Board of Directors for approval to set requirements to hold qualifying classes.
4. National and Zone HOTY points will not be awarded to any class or section with restricted entries. (Exception: Competitions approved by the Federation Board of Directors per the process below.)
5. Any Licensed Competition wishing to have HOTY points awarded for a class or section where entries are restricted must submit an application to the Federation at least ninety (90) days prior to the start of the competition where entries are restricted. If the class or section is part of a League or Series the application must be submitted at least ninety (90) days prior to the start of the qualifying period for the League or Series. The Federation Board CEO may refer the application to the appropriate discipline or other committee for its recommendation regarding the application prior to the application and any recommendation being considered by the CEO.
6. The foregoing provisions do not apply to Federation or USHJA National Championships, qualifying events for Federation or USHJA National Championships, and any other events with selection criteria approved by the Federation Board of Directors

HJ126 Limiting Entries in the Hunter Division

Hunter sections restricting entries based on winnings must use the Federation National Horse of the Year points or prize money won, whichever is applicable, as a means of qualification for the specified time period or, alternatively, must use the greatest number of Federation National Horse of the Year points won at a specified number of competitions within a specified time period. (Exception: Green Hunter 3’0”, 3’3”, 3’6”, and 3’9”, Young Hunter 3’0”, 3’3”, and 3’6”, Green Conformation Hunter 3’6”, High Performance Conformation Hunter, High Performance Hunter, Performance Hunter 3’6” and Performance Hunter 3’3” sections restricting entries based on winnings must accept 50% of the entries from the Federation National Horse of the Year points list and 50% of the entries from the Federation National Horse of the Year prize money won list. If an odd number of entries will be accepted, the Federation National Horse of the Year prize money won list will take precedence. The procedure for determining horses that qualify and their ranking will begin with the top placed horse on the Money Won standings list, then go to the top placed horse on the Points standings list, back to the second placed horse on the Money Won standings list, then on to the second placed horse on the Money Won standings list, continuing down both lists in that order until all available slots have been filled. If during this process a horse appears on either list that has already qualified, skip that horse and go instead to the next horse on the same list. Continue using this process until all slots are filled). Only points awarded in the particular section to count except in Amateur Owner, Adult Amateur, Children’s Hunter, and Junior Hunter sections where points from both the younger and older sections shall be counted. If the Horse of the Year list has been exhausted and positions are still available, an alternate system may be used provided it has been published in the prize list or otherwise prior to the end of any specified time period. Whichever method is used, no other restrictive criteria can be imposed. The method chosen may be clearly stated. Management can allow the previous year’s Champion and Reserve Champion or Champion to enter the section they were Champion or Reserve Champion in the previous year without qualifying. Management may allow the horse or pony that is leading for the respective Federation Zone Award in its Zone to enter that section.

SUBCHAPTER HJ-7 MEASUREMENT

HJ127 General

1. Horses or ponies competing in any division, section or class where height is a requirement must be measured. Measurements will be conducted in accordance with Subchapter HJ-7 Measurement.
2. Competition Management is required to check measurement cards for horses or ponies showing in divisions, sections, or classes where height is a requirement. Management shall not provide a back number to an animal entered in such sections unless the exhibitor or their agent is in possession of:
   a. the original or a copy of a measurement card issued by the Federation.
   b. a copy of a valid measurement form.
3. It is the responsibility of each owner to possess a valid measurement card for horses and ponies showing in divisions, sections or classes where height is a requirement.
4. Failure to comply with this rule by the owner, trainer or competition may result in disciplinary action.
5. Competition management may, at its discretion, confirm any of the foregoing information electronically with the Federation office.
6. All horses and ponies that are presented for measurement of any kind are subject to drug testing.
7. Measurements must be performed by a steward certified to measure and the official competition veterinarian. The official competition veterinarian must confirm the age of the horse or pony and that it was jogged and is serviceably sound. Upon the official competition veterinarian's verification of soundness, the steward's measurement is final. The steward shall sign the measurement form. A steward may not measure a horse or pony that is owned by a member of their family or by any of theirs or their family member's clients. (See GR1041.4)
   a. Electronic reports of every measurement or attempt to measure must be submitted to the Federation together with the Steward's Report, or the steward may be subject to penalties per Chapter GR7.
   b. The steward shall be either a steward officiating at the competition or a steward authorized in writing to conduct the measurement by the Federation CEO or their designee. The steward must be certified to measure. If the official competition veterinarian is not present at the competition, or not available when on call (see GR1211.5) the measurement may be conducted by a steward and a judge officiating at the competition, or another steward officiating at the competition; however, the measurement will be for the purposes of that competition only and no measurement card will be issued. Measurement forms will be submitted to the Federation, but will not be given to the owner. (Exception: Exhibitors will not be penalized by having points withheld for measurement forms that are incorrectly filled out by USEF stewards and/or competition management and/or competition veterinarians.
8. Stewards who perform measurements and other competition officials present who measure horses or ponies at a competition are responsible for their true measurement and must use the Federation approved measurement stick (See HJ130). The names of the measuring stewards will be displayed on the measurement card and they and other measuring officials may be subject to penalties per Chapter GR7 if it is subsequently determined that a measurement is incorrect.
9. Measurements are solely for the internal use of the Federation, its Licensed Competitions and its licensed officials in connection with competing for prizes, and do not constitute any representation or warranty regarding measurement information; accordingly, the Federation, its Licensed Competitions and its licensed officials make no representation and shall have no liability whatsoever for measurement errors.
10. Measurements must take place at a Licensed Competition in which the horse or pony is entered to compete. Once the pony or horse has been measured the measurement is effective whether or not the pony or horse does in fact compete; whether or not the pony or horse competes, it is also subject to drug testing.
11. Measurement forms received by the Federation that have inconsistencies or errors may be denied a measurement card at the discretion of the Federation. If the horse or pony is denied a measurement card, the Federation will notify the owner of the horse or pony and the horse or pony must be measured before they are eligible to show.

HJ128 Required Measurements

1. A horse or pony must be measured each competition year until it reaches the age of six. Horses and ponies that are five years and under will be issued a Temporary Measurement card designating the year measured. Horses and ponies that are six years of age and over will be issued a Standard Measurement card which does not need to be renewed. Exception: Horses that measure 16.2 hands or over will receive a standard measurement card regardless of age. The Federation will invalidate a Standard Measurement card that does not comply with this rule.
   a. Those horses and ponies that are measured (and for which a valid measurement form is received by the Federation office) in the month of December immediately preceding the calendar year in which they turn six years of age will be issued a Standard Measurement card that does not have to be renewed.
   b. For ponies, with the exception of ponies under six years old, once a pony is issued a Standard Measurement card, a new card will not be issued unless the height of the pony is protested and upheld, or unless an appeal is made and the re-measurement results in the pony moving to a section other than that indicated on its current measurement card.
   c. For horses, with the exception of horses under six years old, once a horse is issued a Standard Measurement card, a new card will not be issued unless the height of the horse is protested and upheld, or unless an appeal is made and the re-measurement results in the horse moving to a section other than that indicated on its current measurement card.
2. All horses and ponies issued a Standard Measurement card prior to December 1, 2014 are not required to be re-measured for a Standard Measurement card.
3. If an owner fails to present a valid measurement card or form or if Management cannot confirm the measurement electronically with the Federation at more than one (1) competition during the competition year an additional measurement fee will be charged by the Federation for each subsequent re-measurement necessary.

HJ129 Membership Requirements and Fees

Before any animal is measured the person presenting the animal must have in their possession the owner's Federation and USHJA membership number.

HJ130 Completing the Measurement Form

1. The measurement form must be filled out completely before measurement takes place. Measurement cards will not be issued if the form is not completely filled out and legible. Exhibitors are cautioned to make sure their measurement forms are filled out accurately and completely.
   a. It must include the name and date of the competition, the height of the animal, name, color and markings or absence thereof, sex, year foaled which must be verified by the official competition veterinarian at time of measurement.
   b. It must include the name and email address of the owner and their Federation membership number must be given.
   c. For sections or divisions requiring measurement (Hunter Ponies, Jumper Ponies, Junior Hunters, Welsh Ponies, and Equitation), a microchip must be scanned and identified by the competition steward or official veterinarian prior to measurement. This includes measurements for show purposes only. If multiple microchips are found, or the microchip scanned does not match the one on record with the Federation, this information must be included on the Measurement Form prior to submission. Competition management will be responsible for providing a working microchip scanner.
   d. The owner, rider, trainer, or coach who has signed the entry blank at the competition must furnish the above information immediately before the pony is measured, this individual is certifying that all information is complete and correct. This individual must be a Federation Senior Active Member. The form must be signed by the measurement official appointed to measure.
   e. Disciplinary action pursuant to the Bylaws and GR7 may result for noncompliance with this Rule. If a horse or pony is presented for measurement by a person under the age of 18 and the measurement is submitted to the Federation office, the measurement will be invalid. The official completing the form must designate on the form

that the owner is a current member or that the membership has been applied for (See HJ128) and that the horse or pony is entered in a class at that competition. A copy is provided to the owner or trainer and a copy is submitted to the Federation.

f. No changes can be made to such information once the form is signed. Any alterations, scratch outs, or rewrites to any part of the height must be clearly indicated and initialed by the measuring official.

2. Before an animal is measured for a measurement card, the animal must be jogged for soundness on a firm, level surface with the official competition veterinarian in attendance, and show no evidence of lameness. If found to be lame by the official competition veterinarian, said animal cannot show at that competition and no measurement may be conducted. If an animal whose height has been protested is found to be lame by the official competition veterinarian, the measurement card will be held by the Federation and the owners must request an appeal measurement in order to reinstate the card.
3. Federation officials will not perform “courtesy”, “trial”, or repeat measurements. Once a pony or horse is presented for measurement, the owner/agent must accept the resulting measurement.
4. The owner will receive a copy which, when properly signed by the steward who made the measurement, is valid for 45 days from the time the animal is measured, regardless of age.
5. Once a foal year has been submitted to the Federation office, the original date cannot be changed without a copy of the animal’s breed registration papers or a signed statement from a veterinarian certifying the animal’s age.

BOD 06/17/2025 Effective 12/01/2025

HJ131 Measurement Device

1. Federation Approved Measurement Stick.
2. A Federation approved measurement stick is a straight, stiff, unbendable stick that is equipped with a plumb bob or spirit level to make sure the standard is perpendicular to the ground and that the cross-piece or arm is parallel with the ground surface, and must be shod with metal. All Federation approved measurement sticks will be numbered, carry the Federation logo and the legend “Federation approved”.

HJ132 Measurement Surface

1. The measurement surface must be level and under no circumstances should animals be measured on dirt or gravel. A level concrete slab or other paved surface is required.
2. If the steward determines that a suitable surface is not available at a competition, animals without a measurement card or a valid measurement form may nonetheless be measured for the purpose of competing in that competition only, and no measurement form shall be given to the owner.
3. All Licensed Competitions having divisions, sections or classes requiring measurement are responsible for providing a Federation Approved Measurement stick and a suitable surface for measurements.

HJ133 Position of Animal

1. The animal must stand squarely on all four feet in such a position that the front legs are vertical to the ground and the back of the hocks are in a vertical line with the point of the animal’s quarters. The poll must be in the same horizontal plane as the withers and no lower and the head should be in a normal position.
2. A maximum of two handlers may present the animal for measurement and they must not interfere with the animal in any way that will prevent it from standing in this position nor may they have any direct physical contact with the animal that could influence the measurement, except that a handler may cover the animal’s eyes.
3. The animal may be presented for measurement with or without shoes regardless of how it is shown.
4. Prior to presenting the animal for measurement it is the responsibility of the owner, and in their interest, to ensure that the pony or horse is handled properly, accustomed to the application of a measuring stick, and correctly pre- pared for measurement.
5. Exhibitors should make themselves familiar with the “Measurement Guidelines Brochure”, which is available on the Federation website.

HJ134 Method of Measurement

With the animal in the aforementioned position, measure the vertical distance from the highest point of the withers to the ground. The cross-piece, arm or bar of the measuring device must be placed over the highest point of the withers and no measurement taken at any other part of the animal's body will count. Additional pressure must not be applied to the cross-piece, arm or bar.

HJ135 Re-Measurement

1. An owner may request a re-measurement of a horse or pony to a larger height section. Re-measurement may be done one time during a horse or pony's life.
2. Procedure:
   The owner requests a re-measurement from the Federation by either letter or e-mail. The Federation issues a re-measurement permission letter to the owner. After consulting with the owner, the Federation will select the Measuring Steward and competition at which the re-measurement will take place. This letter is presented to the measuring steward at the competition. If the horse or pony measures into a larger height section, a copy of the measurement form will be given to the presenter and a new card will be issued to the owner. The original card will be invalidated by the Federation. If the horse or pony measures into a larger height section it immediately becomes eligible to show in that section. The Horse of the Year points received in the previous height section is forfeited for the current competition year. No penalties will be incurred by the original measuring steward or current trainer.
3. An owner of a horse or pony may request a re-measurement of a horse or pony to a lower height section. Re-measurement may be done one time during a horse or pony's life.
4. Procedure:
   a. The owner requests a re-measurement from the Federation by either letter or email.
   b. The re-measurement is conducted under the Measurement Appeal Rules (HJ138). Drug testing of the horse or pony may be required.
   c. If the horse or pony measures into a smaller height section, a copy of the measurement form will be given to the presenter and a new card will be issued to the owner.
   d. The original card will be invalidated by the Federation.
   e. If the horse or pony measures into a smaller height section it will be ineligible to show in either section for ninety (90) calendar days from the date of the re-measurement. The horse or pony may compete in other divisions, sections or classes that do not have height as a requirement. The Horse of the Year points received in the previous height section is forfeited for the current competition year.
   f. No penalties will be incurred by the original measuring steward or current trainer.

HJ136 Protesting Height

1. An owner or trainer may protest the height of only one horse or pony competing in a class in which they are also competing. In order to be considered, the basis of a protest must be that a horse or pony has been issued a measurement card for a division or section that is lower than the height of the horse or pony.
2. A protest must be filed with the steward at least one hour prior to the end of the competition day on which the horse or pony is showing in a division, section or class requiring measurement.
3. The animal is required to be presented for measurement within one hour of the completion of the animal's last class on the day of the protest.
4. The animal may be presented for a protest measurement with or without shoes regardless of how shown.
5. Protest Results. If a horse or pony is found to be above the permitted height range that is determined by the animal's measurement card (e.g. Small Hunter Pony, Large Junior Hunter, etc.), the owner forfeits entry fees and winnings for that competition. All points accumulated for Horse of the Year and Zone Horse of the Year Awards to that date are forfeited. Said animal is suspended from competing in USEF Licensed Competitions for ninety (90) days from the date of the protest and a new measurement card will be issued to the owner at the end of the suspension period.

© USEF 2026

   a. The current trainer and the Steward who conducted the original measurement of a horse or pony that is found to measure above of the permitted height range that is determined by the horse or pony's measurement card may be subject to penalty by the Federation.
   b. If the horse or pony remains in its current height section, the animal may continue to compete as before.
   c. The decision of the measuring officials is final unless an appeal is filed with the Federation within fourteen (14) days (see HJ137).
6. If a competition's steward is unable to notify an exhibitor of a protest before the exhibitor leaves the competition grounds, the protest will become void, and the steward will refund the protest fee. If a competition's steward notifies an exhibitor of a protest of an animal's height, and the exhibitor leaves the grounds before the measurement can be conducted, the protest will be filed with the Federation and an official protest measurement will be set up at the owner's expense, before the animal is eligible to compete again.
7. The measurement card, or valid measurement form of any animal that is found ineligible for the height section in which the animal was shown must be surrendered to the competition steward who must forward it to the Federation office with their report. If the owner is not in possession of the original measurement card at the time of the protest it is the owner's responsibility to surrender all measurement cards to the Federation Kentucky office within five (5) days of the protest.
8. The decision of competition officials is final unless an appeal is filed with the Federation.
9. Pony and Junior Hunter measurement protests.
   a. The identity of the protestor will be revealed to the protestee by the competition steward. At the time the competition steward receives the protest, the competition steward will explain the protest measurement process to the parties involved and answer any questions. The competition steward will instruct the protestor and the protestee that any inappropriate behavior and/or communication between parties will result in disciplinary action.
   b. When the animal is presented for measurement, only the following individuals may be present: The owner of the animal, two representatives/handlers of the animal being protested, the protestor, the competition veterinarian(s), the competition steward(s), and any representative of the Federation At least one competition steward must be certified to measure and that steward will conduct the measurement.
   c. If an animal is protested and found to be within its height section, the animal's height cannot be protested again for the remainder of the competition year.
10. A new measurement card lowering a horse or pony's height may only be issued through the Appeal (HJ138) or Re-measurement (HJ135) process.

HJ137 Federation Measurement Verification

1. The CEO of the Federation may, at their discretion, cause a measurement verification to be undertaken of any animal competing in a division, section or class requiring measurement at a Licensed Competition.
2. The animal is required to be presented to the steward within one hour of the completion of the animal's last class on the day of the measurement verification within the section requiring measurement. At that time, the animal will be measured or the presenter will inform the steward that the animal will be presented for an appeal measurement see HJ137. The animal's measurement card will be forfeited and the animal will be suspended from showing until it is presented for the appeal measurement. If the measurement verification is on the first day of the section, the animal may finish competing in the section or class requiring measurement. The animal will be photographed by the measurement technician on the left and right sides, front and back at the time the animal is tagged for measurement verification. The photographs will be used to verify the identity of the animal at the appeal measurement.
3. The animal may be presented to be jogged shod or unshod, prior to measurement.
   a. If jogged with shoes, shoes may be removed after the jog but no changes to the hoof may occur prior to the measurement.
   b. If jogged without shoes, all changes to the hoof must be done prior to the jog but no changes to the hoof may occur after the animal has been jogged.
4. The animal may not receive or ingest any substances other than hay and water until the measurement is complete.
5. The animal must be sound. The Official Show Veterinarian will determine age and soundness. If the animal is determined to be unsound, the measurement verification cannot be completed and the animal may not compete until an appeal measurement is completed.

6. A Steward appointed by the Federation will perform the measurement(s).
7. If an animal is found to be outside the permitted height range that is determined by the animal's measurement card by 1/4", the owner forfeits entry fees and winnings for that competition. All points accumulated for Horse of the Year and Zone Horse of the Year Awards to that date are forfeited. Said animal is suspended from competing in Federation Licensed Competitions for 90 days from the date of the measurement verification and a new measurement card will be issued to the owner at the end of the suspension period.
   a. The current trainer and the Steward who conducted the original measurement of an animal that is found to measure outside of the permitted height range that is determined by the animal's measurement card may be subject to penalty by the Federation.
   b. If the animal remains in its current height section, the animal may continue to compete as before.
   c. The decision of the measuring officials is final unless an appeal is filed with the Federation within fourteen (14) days (see HJ137).
8. An animal may only be selected for a Federation Measurement Verification one time in each calendar year. Animals that are 15 years of age or older are not subject to Federation Measurement Verification.

HJ138 Measurement Appeal

1. Conditions. An owner or trainer who questions the accuracy of an initial measurement or an owner or trainer of an animal declared ineligible for a division or section on account of height may appeal a measurement.
   a. Pending the appeal of an initial measurement, the animal continues to be eligible to compete as initially measured.
   b. With respect to animals declared ineligible as a result of a protest measurement, the animal is barred from competing in the particular height division or section for which they were declared ineligible until the measurement is performed.
   c. There shall be only one appeal per each initial measurement, and only one appeal per each protest measurement.
2. Procedures.
   a. The appeal must be made in writing to the Federation within fourteen (14) days of the date the measurement is sent from the Federation to the owner. The Federation reserves the right to grant an appeal measurement. The request for an appeal measurement due to extenuating circumstances must be made in writing to the Federation office.
   b. All expenses including veterinary fees must be paid to the Federation by the appellant. With respect to any appeal prior to the appeal measurement both the owner and trainer may be required to sign a waiver and consent on a form prepared by and acceptable to the Federation agreeing to the arrangements for the appeal measurement, agreeing to the administration of Lasix to the animal to aid in the collection of a urine sample for laboratory tests for Federation forbidden substances, agreeing that the appeal measurement shall be final and unappealable to a court of law, and agreeing that the owner and trainer of the animal each release and hold the Federation, and its officers, directors and licensed officials harmless from any claim whatsoever regarding the appeal measurement and respecting any measurements of the animal made prior to the appeal measurement.
   c. The Federation will select a location and time for the appeal measurement as convenient as possible. The owner or trainer must deliver the animal to the location at their own expense within 45 days of filing the appeal.
   d. The measurement must be performed by at least two persons appointed by the Federation which shall include one veterinarian who is a member of the American Association of Equine Practitioners and one Registered steward who is certified to measure. The officials whose measurement is being appealed cannot be part of the team conducting the measurement appeal.
3. Any animal submitted for an appeal measurement must show no evidence of lameness. If found to be lame by the examining veterinarian, the animal cannot be measured or re-measured for thirty (30) days and the appellant forfeits their deposit and any veterinary expenses incurred. Each animal submitted for an appeal measurement must be tested for drugs and medications in accordance with GR405.
4. Appeal of initial measurement.
   a. If the appeal is denied the initially issued card remains in effect.

   b. If the appeal is upheld, upon surrender of the initially issued card (if any) a new card will be issued based upon the appeal measurement; such cards remain subject to protest per HJ144 of this rule.
5. Appeals of protest measurements,
   a. If the appeal is not upheld or the appellant fails to submit the animal within 45 days, all points accumulated for Horse of the Year Awards are nullified.
   b. If the appeal is upheld, a Temporary Measurement card is issued to animals five years of age and under and a Standard Measurement card is issued to animals six years of age or over. The Temporary and Standard Measurement cards cannot be protested for the remainder of the competition year.
   c. If the appeal is upheld, the animal will receive credit for all points accumulated including all points, prize money and trophies won at the competition where protested.

HJ139 Official Measurement

No Official Measurements will be granted for Pony Hunters, Junior Hunters, or Pony Jumpers.

SUBCHAPTER HJ-8 EXHIBITIONS

HJ140 Exhibitions at Hunter, Jumper or Hunter/Jumper Competitions

1. For the purposes of this rule, an Exhibition is defined as a recognized, but unrated class or demonstration.
2. At Federation licensed Hunter, Jumper or Hunter/Jumper competitions, only one Exhibition may be held per licensed competition day.
3. An Exhibition must be held on a Federation licensed date, must be conducted in accordance with Division rules and is governed by all other applicable Federation rules. Exhibition classes held at licensed Hunter, Jumper, or Hunter/Jumper competitions may offer prize money, however, the prize money must be included in the total prize money offered for the level or rating.
4. Exhibitions held at competitions operating under a Mileage Exemption or with approved Special Competition status must be approved as part of the Mileage Exemption or Special Competition status request and the specifics of such exhibitions must be included in the competition license.
5. An Exhibition must be advertised in the prize list and may be judged and ranked. However, the following conditions apply:
   a. Results will not be counted for any Federation, Federation Alliance Member and/or USHJA high score awards or championships.
   b. If published, the Exhibition ranking report must be clearly separated from competition results and noted as being from an Exhibition.
   c. Judges for an Exhibition held at Licensed Competitions are not required to be licensed by USEF.
6. An Exhibition may also be held using horses individually, in groups or in entertainment acts. Such Exhibitions cannot be ranked.
7. Horses used in exhibitions, demonstrations, and retirement ceremonies are subject to the provisions of GR839, but are exempt from the dress and saddlery rules of the competition.

CHAPTER HK - HACKNEY DIVISION

CHAPTER HK - HACKNEY DIVISION

SUBCHAPTER HK-1 GENERAL QUALIFICATIONS

HK101 Eligibility of Hackney Ponies

HK102 Type and Conformation.

HK103 Height

HK104 Judging

SUBCHAPTER HK-2 CONDUCT

HK105 General

HK106 Amateur Owner Trainer - AOT

HK107 Requirements for Competitions

HK108 Cross Entering

HK109 Time outs and Workouts

HK110 Division of Classes

HK111 Championships

HK112 Attendants

HK113 Appointments

SUBCHAPTER HK-3 BREEDING CLASSES

HK114 General

HK115 Specifications

SUBCHAPTER HK-4 HACKNEY PONIES

HK116 General

HK117 Appointments

HK118 Class Specifications

Subchapter HK-5 Harness Ponies

HK119 General

HK120 Appointments

HK121 Class Specifications

SUBCHAPTER HK-6 PARK PLEASURE DRIVING

HK122 General

HK123 Park Pleasure Driving Appointments

HK124 Park Pleasure Driving-Class Specifications

SUBCHAPTER HK-7 Show Pleasure Driving

HK125 General

HK126 Show Pleasure Driving-Appointments

HK127 Class Specifications

© USEF 2026

SUBCHAPTER HK-8 COUNTRY PLEASURE DRIVING

HK128 General

HK129 Appointments

HK130 Class Specifications

SUBCHAPTER HK-9 HACKNEY PLEASURE PONY UNDER SADDLE

HK131 General

HK132 Appointments

HK133 Class Specifications

SUBCHAPTER HK-10 ADDITIONAL CLASSES

HK134 Additional Class Specifications

SUBCHAPTER HK-11 AHHS Youth Medallion Classes

HK135 General

HK136 Class Specifications

SUBCHAPTER HK-12 HACKNEY ROADSTER PONIES

HK137 General

HK138 Appointments.

HK139 Showing Procedures

HK140 Division of Classes

HK141 Class Specifications.

SUBCHAPTER HK-13 HACKNEY HORSES

HK142 Eligibility

HK143 Type and Conformation

SUBCHAPTER HK-14 BREEDING CLASSES

HK144 General

HK145 Specifications

SUBCHAPTER HK-15 HACKNEY HORSE PERFORMANCE CLASSES

HK146 General

HK147 Hackney Horse Class Descriptions

HK148 Appointments

HK149 Class Descriptions

HK150 Hackney Horse Class Specifications

SUBCHAPTER HK-16 PLEASURE HACKNEY HORSES

HK151 General

HK152 Pleasure Hackney Horse – Harness

HK153 Pleasure Hackney Horse - Under Saddle

HK154 Pleasure Hackney Horse - Breeding Classes

HK155 Pleasure Hackney Horse Breeding Classes—General Specifications

© USEF 2026

HK156 Pleasure Hackney Horse Breeding—Class Description

SUBCHAPTER HK-17 YOUTH SHOWMANSHIP IN HAND

HK157 Appointments

HK158 Judging Procedures

HK159 Workouts

CHAPTER HK - HACKNEY DIVISION

SUBCHAPTER HK-1 GENERAL QUALIFICATIONS

HK101 Eligibility of Hackney Ponies

1. In order to compete, all Hackney Ponies must be registered with the American Hackney Horse Society and/or the Canadian Hackney Society. They must be entered in their full registered names, with registration numbers, and under the names of the owner(s) of record with the AHHS or the CHS. A copy of registration papers showing proof of ownership must be submitted with entry form at the time of making entry or presented to competition office before competition number will be released; competition management is responsible for notifying exhibitors of this requirement. A copy of the registration papers will be returned when exhibitors pick up their numbers, if requested. See GR1308.1d(6). Exception: Ponies shown in the Harness Pony section at a Federation Regular Competition prior to December 31, 1989. Ponies shown in Roadster Pony divisions at Federation Regular Competitions prior to December 31, 1991.
2. Membership Requirements.
   a. Owners and trainers of Hackney Roadster ponies participating at Federation Licensed Competitions in the Hackney Division must be current members in good standing with either the American Hackney Horse Society or the American Road Horse and Pony Association.
   b. Owners and trainers of ponies participating at Federation Licensed Competitions in all other sections of the Hackney Division must be current members in good standing with the American Hackney Horse Society.
   c. Originals or copies of the above listed membership cards must be provided to the competition unless at its discretion the membership can be confirmed electronically with either the AHHS or the ARHPA office.
   d. Lessees are considered owners in connection with these membership requirements. In the event of an entry under multiple ownership, only one owner need be a member of the required organization.
3. It is not permitted to make an entry in any class in the “name of pony”. In classes with multiple animals, i.e. pair, all animals must be named.

HK102 Type and Conformation.

1. The Hackney is known as the “aristocrat of the show ring.” The Hackney carries itself with an attitude which is seemingly explosive, with great expression. Its diversity and temperament allow it to be adaptable to any challenge. The Hackney is loved for its animation, vigor, endurance, personality, and strong natural way of going. However it is presented, its picture is one of beauty and animation.
2. GENERAL APPEARANCE. Overall view from the side, the animal can be divided into equal thirds: from the tip of the nose to withers; from withers to mid-loin; and mid-loin to tip of buttocks. Type: Symmetry, overall ease of identification as a Hackney. Quality: Bone clean, dense, fine, yet indicating substance. Tendons and joints sharply defined, hide and hair fine, general refinement. Temperament: Gentleness-disposition good; active, intelligent.
   a. Head: carried relatively high; size and dimensions in proportion, clear-cut features, well-chiseled, straight face line.
   b. Muzzle: fine; nostrils large; lips thin, trim, even.
   c. Eyes: prominent orbit, large, full, bright, clear, lid thin.
   d. Ears: small, fine, alert, out of top of head, pointed, set close.
   e. Neck: supple, well-crested; throat latch clean; head well set on.
   f. Shoulders: very long, sloping, yet muscular.
   g. Forearm: long, broad, muscular.
   h. Knees: straight, wide, deep, strongly supported.
   i. Cannons: short, broad, flat, tendons sharply defined, set well back.
   j. Pasterns: long, sloping, 45 degree angle with vertical, smooth, strong.

k. Front Feet: round, uniform, straight, frog large and elastic, heels wide.
l. Front Legs: When viewed from front, a vertical line from the point of the shoulder should divide the leg and foot into two lateral halves; viewed from the side, the same line should pass through the center of the elbow joint and the center of the foot.
m. Withers: high, muscular, well-finished at top, extending well into the back.
n. Chest: medium-wide, deep.
o. Ribs: well-sprung, long, close.
p. Back: short, straight, strong, broad.
q. Flank: deep, long, full flank, not tucked, low underline.
r. Hips: broad, round smooth.
s. Croup: long, level, smooth, no goose-rump.
t. Tail: comes out high from back; well-carried.
u. Thighs: full, muscular.
v. Gaskins: broad, muscular.
w. Hocks: straight, wide, point prominent, deep, clean-cut, smooth, well-supported.
x. Cannons: short, broad, flat, tendons sharply defined.
y. Pasterns: long, sloping, smooth, strong.
z. Back Feet: back slightly less round than in front; uniform, straight, sole concave, frog large and elastic, heels wide and full.
aa. Back Legs: viewed from the rear, a vertical line dropped from the point of the buttock should divide the leg and foot into lateral halves; viewed from the side, the same vertical line from the point of the buttock should touch the hind edge of the cannon from the hock to the fetlock.

3. CONFORMATION PROPORTIONS.
   a. HEAD: Should be well-shaped and in proportion in size to the size of the animal. The eyes should be large and set wide apart. The ears should be well shaped, set somewhat close together on top of the head and carried alertly. The face should be straight with a fine muzzle, large nostrils and a clean smooth jaw line with the mandible set wide apart - for good air passage.
   b. NECK: Should be set on top of the shoulder with a definite demarcation where it arises from the chest and also where it attaches to the withers. The top line on the neck should be considerably longer than the under line with a fine throat latch and long poll to facilitate attractive head carriage.
   c. BODY: The shoulder should be long and well angulated with prominent, well defined withers. The back should be somewhat level with a shorter top line than under line. The hip should also be long with a fairly flat croup and high-set tail carriage.
   d. LEGS: The front legs should be attached well forward beneath the point of the shoulder. They should be straight with a long forearm and short cannon bone. The pasterns should have sufficient length and angulation to provide a light, springy step. The hind legs should also be set on the “corners” of the body with a long gaskin and short cannon bone. A slight “sickle hocked” appearance is not undesirable and the hock and knee should be approximately the same distance from the ground.
   e. HOOVES: These should be in proportion to the size of the animal, open at the heel with a concave sole. A slight toeing out is not objectionable.
   f. VIEW FROM THE FRONT: Chest should be of moderate width. Front legs should be perpendicular to the ground. A straight line through the forearm to the center of the knee to the center of the coronet band is preferable.
   g. VIEW FROM THE SIDE: The top line represents a curve from the ears and poll to the back, giving the impression of the neck sitting on top of the withers rather than in front of them; continuing to a straight back with a relatively level croup rounding to a well-muscled buttock. Tail should be attached high; at maturity the croup should not be higher than the withers. The underline should be longer than the top line, and the body should be deep through the heart, girth and flank. The front legs should be straight and perpendicular to the ground and attached to the point of the shoulder. From the view from the side, the animal can be divided into equidistant thirds; one-third from the tip of the nose to withers; one-third from withers to mid-loin and one-third from mid-loin to tip of buttocks.

h. VIEW FROM THE REAR: Croup should be well rounded, thighs and gaskins well muscled. The gaskins should be relatively long in relation to the cannons.

4. TO BE PENALIZED. Lack of Hackney type, coarse or plain head, Roman nose, lop ears, pig or small eyes, short neck, straight neck, ewe neck, thick throat latch, fat withers, swayback or roached back, straight shoulder, crooked legs, calf knees, over at the knees, bow legs, straight pasterns, extreme splayfeet or pigeon-toed, contracted heels, base stance too wide or too narrow, sickle hock, extreme cow hocks, lack of muscle tone, thinness, obesity, rough coat, over all lack of conditioning. These and any other defects attributable to heredity must be penalized. Horses and ponies must be serviceably sound, i.e., must not show evidence of lameness or broken wind.
5. VARIATIONS TO THE IDEAL. With the natural variations of type within the breed, some Hackneys do not conform to the ideal, but are perfectly suited to various kinds of competition. If they meet all other requirements for a particular event or discipline, they should not be penalized too severely. In the event an animal has lost the sight in one eye, it may still be shown. Contacts are allowed for cosmetic purposes but not to enhance performance.

HK103 Height

1. For competition purposes, the maximum height of Hackney ponies is 14.2 hands and the maximum height of Harness ponies is 12.2 hands. Competitions may add a new division for those Harness ponies 48 inches and under. See HK137.2 for maximum height of Roadster ponies.
2. Ponies shown in the Harness Pony and Roadster Pony sections must possess a current measurement card or valid measurement form issued by the Federation. (See GR502). Exception: A Federation measurement card or form is not required for entry into Lite classes restricted by the height of the horse or pony. However, horses and ponies must be within the correct height range when competing in classes restricted by height. The measurement of Hackney Pleasure Ponies and Hackney Ponies will not be necessary unless the classes are divided according to height.
3. In Pair classes a difference of one-half inch in the height of the two ponies is allowable without penalty. If the difference exceeds one-half inch, it will count against the entry. In a class where height is part of the specifications, such as Pairs not exceeding 13 hands, if two ponies are only one-half inch apart and one is within the height specified, the pair is eligible to compete. If one pony exceeds the limit by more than one-half inch the pair is ineligible. Such a pair is eligible in only one height division. The same provision applies in a class where the specifications call for Pairs over a specified height.
4. The animal should be standing with its front legs perpendicular to the ground. Ideally the animal's head should be lower than its withers. This easily locates the highest part of the withers where the measurement should take place. Handlers must not interfere with the animal in any way that will prevent it from standing in the correct position; blinkers may be allowed.

HK104 Judging

1. OPEN, MARES, STALLIONS, GELDINGS, MAIDEN, NOVICE, LIMIT, GENTLEMEN and OWNERS. The OPEN pony should be the ultimate representative of the breed. It should be as nearly perfect as possible; performing all gaits with animation, brilliance and extreme action at both ends. Performance is paramount in these classes. Classes are judged on performance, presence, quality, conformation and manners.
2. FOUR YEARS OLD OR UNDER. STALLIONS, MARES, GELDINGS. To be judged on performance, presence, quality, conformation and manners.
3. LADIES. (Open to mares, stallions and geldings) A Lady's pony should be outstanding in refinement and elegance with suitability of pony to driver taken into consideration. Expression is important and quality is a prime consideration. The execution of the gait should be performed with brilliance on command. The pony must stand quietly and back readily. Classes are judged on manners, quality, suitability, performance, and conformation.

4. JUNIOR EXHIBITORS. (Open to mares and geldings) Manners are paramount in these classes. Ponies should display a willingness to perform, suitability and balanced action. The execution of the gait should be performed with brilliance on command. The pony must stand quietly and back readily. No stallions are permitted in Junior Exhibitor classes. Classes are judged on manners, suitability, quality, performance and conformation.
5. AMATEURS. (Open to mares, stallions and geldings) The Amateur ponies may be a bit stronger and perform in a bolder manner. More action and animation are desired and less emphasis may be put on manners than in Ladies or Junior Exhibitor classes. Ponies must stand quietly and back readily. Classes are judged on manners, performance, quality, presence and conformation.
6. In all Ladies, Amateur, Junior Exhibitor and Pleasure classes the judge(s) must walk the lineup. If a judging panel is being used to officiate these classes, all judges must comply with this rule.

SUBCHAPTER HK-2 CONDUCT

HK105 General

1. Attention getting devices &/or other noisemakers (including but not limited to tape measures, blow horns, bamboo poles, baby powder, whips longer than 6', etc.) are not allowed in and around the make up/schooling/warm-up and competition rings during scheduled competition sessions. Use of explosives and fire extinguishers (except in the case of fire) is not allowed on competition grounds at any time. All such items will be confiscated and offenders will be reported to the Federation. (See also GR839)
2. Stallions are prohibited in Junior Exhibitor classes. Stallions may be shown in classes restricted to Lady drivers, except in the Pleasure section where stallions are never permitted.
3. Maiden/Novice/Limit classes are open to ponies that have not won one/three/six first place ribbons respectively at Federation Licensed Competitions. Ribbons won in classes with only one entry will not count in determining Maiden, Novice or Limit status. Ribbons won within one section (i.e. Hackney Pony, Harness Pony, Roadster, Park Pleasure Driving, Show Pleasure Driving, Country Pleasure Driving) do not count in the reckoning of Maiden/Novice/Limit status if the pony competes in a different Hackney section. However, ribbons won in the Roadster Pony section of the Roadster Division will count towards the maiden/novice/limit status of Hackney Roadster ponies.
4. Hackneys must be serviceably sound. Horses and ponies who show evidence of lameness or broken wind must be severely penalized.
5. Shoeing- to be directed to improving the comfort, balance, and soundness of the pony or horse. Labored way of going due to shoeing to be penalized.
   a. Pads and wedges- are permitted to protect the feet and limbs from the impact of the pony or horse's natural gait, and maintain the integrity of the hoof wall. Exceptions: see Country Pleasure Driving section.
   b. Bands- protective hoof bands are permitted to protect the integrity of the hoof and prevent the loss of a shoe resulting in trauma to the hoof. Exceptions: See English Country Pleasure Driving sections.
6. Ponies and horses may be shown with unset tails in any class without penalty.
7. Surgical release of only the ventral sacrocaudal muscle is allowable if performed by a licensed veterinarian.
8. No pony or horse may compete in a class in the Hackney Division with any chemical or other irritant of any kind present to alter the tail carriage.
9. Ponies or horses showing signs of inhumane treatment will be eliminated from competition.

HK106 Amateur Owner Trainer - AOT

1. Every competitor must be an amateur and the owner, or an amateur member of the owner's family.
2. Classes may be offered in any section and specifications must follow those of the amateur class within that section. Riders, drivers, attendants, and headers must meet the specifications for amateur status (refer to GR1306 and GR1307).
3. Ponies are not to have been professionally trained and/or shown by a professional for a period of 60 days prior to the competition (riding and driving instruction for the owner to be excluded).

4. Ponies are not to be exhibited, prepared, groomed or schooled with the aid of or by a professional while on or off the competition grounds immediately before or during the competition. Assistance by other amateurs is permitted. Horses may be stabled with a professional during the competition, and hauled by a professional. Professional help for situations relevant to safety is permitted.
5. Owner must sign as owner, trainer, and rider/driver/ handler on the Federation entry blank.
6. Horses must be registered with the American Hackney Horse Society in the name of the competitor or a member of the competitor's family, as defined by GR123 (Horses registered in a farm/ranch/syndicate/partnership/corpora-tion name may be shown in AOT classes provided the family is the sole owner of the farm or entity as defined by GR123. The sale of a horse does not eliminate this registration requirement. (Contracts of Sale or Bill of Sale will not be accepted)
7. Combined ownership is not permitted in AOT classes unless all owners are members of the same family. Leased horses are not eligible.
8. AOT classes may be restricted to riders, drivers or handlers who are no longer eligible to compete as a junior exhibitor.

HK107 Requirements for Competitions

1. In Hackney performance classes when the judge calls for the line up, exhibitors must continue in the second direction to bring their entries to the line up. Judge(s) shall penalize entries that do not comply.
2. All futurity classes are unrated classes. Procedures for conduct of futurity classes must be printed in the prize list or the Show Committee may state these classes are run under the same specifications as Federation rated classes.
3. Ponies are not to be lined up head-to-tail in performance classes. All awards must be made from the lined up position and entries must not be asked to retire to the end of the ring. Classes shown in-hand may be lined up head-to-tail or as directed by the judge.
4. It is recommended that competition management offer Amateur Ladies and Amateur Gentlemen's classes qualifying for an Amateur Championship. If an Amateur Lady to Drive class is offered, competition management must also offer an Amateur Gentleman to Drive class as well and vice versa. A Junior Exhibitors class is optional.

HK108 Cross Entering

1. A pony may be shown in only one of the six sections of the Hackney Division (Hackney Pony, Harness Pony, Hackney Roadster, Park Pleasure Driving, Show Pleasure Driving, or Country Pleasure Driving) at the same competition.
2. Ponies competing in Hackney Roadster Pony classes within the Hackney Division may enter Roadster Pony classes within the Roadster Division at the same competition. However, a pony shown in the Hackney Pony, Harness Pony, or Pleasure Pony sections within the Hackney Division cannot enter a Roadster Pony class within the Roadster Division at the same competition.

HK109 Time outs and Workouts

1. Any exhibitor stopping during a class for any minor adjustment, other than a time out, will be eliminated. An exhibitor is entitled to request only one time out per class including workout. (See GR833.)
2. All ponies shall be worked both ways of the ring at all required gaits as directed by the judge(s). Workouts will be judged as a separate class and ponies must be tied for placings being considered in that workout. Workouts may be called for by the judge(s) for any or all placings. All ponies chosen for a workout must be worked both ways of the ring at any or all gaits listed in the class specifications that are requested by the judge(s) with the exception of Roadster Ponies (see HK139).

HK110 Division of Classes

1. It is required that classes with 16 or more entries be divided into separate sections. Pony classes can be divided by height of pony, sex of pony or driver, or age of driver or at competition managment's discretion. If divided, the prize money must be doubled and separate trophies and ribbons awarded.
2. It is strongly recommended that all pleasure pony classes be divided at 16 entries. It is recommended that classes be divided as to height of pony, age of driver or sex of pony if there are a large number of entries anticipated.

HK111 Championships

1. When time allows, Championship classes should be offered for driving and riding classes.
2. Entries in Hackney division championship classes need not be named until __ hours (time to be determined by competition management) before the scheduled time of class, at which time the names and description of entries must be made in writing by owner or their agent.
3. If an amateur ladies class is not offered, amateur ladies showing in the open ladies class will be qualified for the amateur championship.

HK112 Attendants

Attendants, suitably attired, will be permitted in all classes but only in Ladies, Amateur, Junior Exhibitor and multiple hitch classes will attendants be permitted to stand inside the gate. This attendant must take no action that will affect the performance of any pony. Only one attendant is allowed to head a pony. Exception: Hackney Roadster Ponies, see HK139.

HK113 Appointments

1. All vehicles and equipment must be in serviceable condition. Any exhibitor using vehicles or equipment deemed to be disruptive to other exhibitors must be excused from the ring.
2. Entries must be shown without artificial appliances (e.g., wired ears, chains, shackles, draw reins, kicking strap). Inconspicuously applied hair in mane or tail, a tail brace and mouth controls are permitted.
3. The use of leather straps without appendages of any kind are permitted as action devices in warm up areas on the competition grounds during or before a competition. Rubber or elastic exercising devices attached with a fixed ring on a plain leather strap are permitted. A wool or fleece protective covering is permitted. The use of elastic straps/devices attached from the hooves/feet to any part of the harness/bridle is prohibited. See also GR838. The use of chains or rollers as action devices on the competition grounds during or before a competition is prohibited.
4. Electronic communication devices used for purposes of coaching, etc., between competitors and individuals outside the ring shall be prohibited in all classes in the Hackney Division. Exempt from this rule are handicapped drivers/riders who have submitted written proof to the Federation steward.
5. Protective headgear is not required in any class in the Hackney Division unless stated otherwise within these rules. Use of protective headgear cannot be penalized.

SUBCHAPTER HK-3 BREEDING CLASSES

HK114 General

Open to stallions, mares and geldings of various ages, registered with the American or Canadian Hackney Horse Societies. Show Committees are urged to offer separate classes for stallions, mares, and geldings, two years of age and over.

HK115 Specifications

1. To be shown in-hand at a walk and trot, both ways of the ring. Conformation, type, quality and finish to count 50% for weanlings, yearlings, two-year-olds and over. Performance, manners, disposition and way of going shall count 50% for weanlings, yearlings, two-year-olds and over.
2. Two-year-old stallions and geldings may be shown in stallion tack. Stallions and geldings over two years old must be shown in stallion tack.
3. Show Champions and Reserve Champions will be selected as outlined in GR810.
4. Inconspicuous hair and/or tail brace permitted. A spoon crupper is optional.
5. Only two people per animal are permitted in the ring. Handlers and attendants must be neatly and appropriately dressed in clean and well-fitted clothes. Each may carry or use a whip not exceeding 6' including lash; the lash shall not have been altered in any way. It must be a standard whip of suitable style. Exception: A small empty paper bag, a small empty plastic bag, or ribbons may be attached to the whip. The small empty bag may be used separately.

SUBCHAPTER HK-4 HACKNEY PONIES

HK116 General

1. Hackney ponies must appear to have a short tail and must appear to have a tightly braided mane. (Exceptions: National and Local In-Hand Futurities.)
2. Excessive speed is undesirable.
3. The Term "Drive on" is never to be used in regard to Hackney Ponies. The gaits for the Hackney Ponies shall be "Park Trot," which is executed in a highly collected manner and "Show Your Pony," which designates the speed which shows your pony to its best advantage. Excessive speed is undesirable and shall be penalized. Amateur, Ladies, and Junior Exhibitor Ponies are shown at the park trot only.
4. Ponies may be unchecked while lined up except in Ladies, Junior Exhibitor, and Amateur classes where ponies must remain checked, but checks may be adjusted. In Ladies, Junior Exhibitor, and Amateur classes, attendant may stand an entry on its feet and thereafter they shall remain at least two paces distant from the head.

HK117 Appointments

1. To be shown to a viceroy.
2. If not properly bitted in the half cheek entry must be severely penalized.
3. The term "to be driven in the half cheek" means that the reins should be around the post or through the top slot, provided the top slot is at least half way inside the ring.
4. Unless stated differently in the class specifications, ponies must be shown in an attached sidecheck with round blinkers with a liverpool bit. A separate sidecheck bit is not required.
5. Tradition suggests the following appointments: apron, gloves and whip.
6. Appropriate apparel is encouraged.

ACCEPTABLE HALF CHEEKS

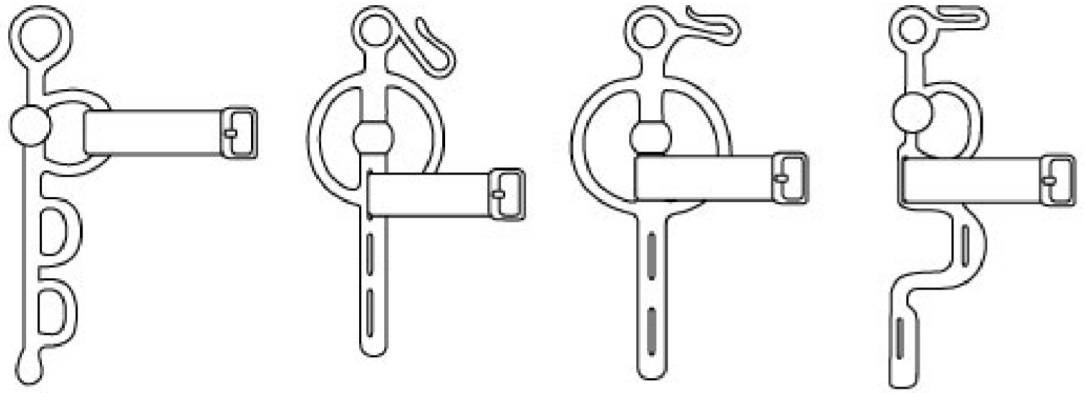

UNACCEPTABLE HALF CHEEKS IN JUNIOR EXHIBITOR, AMATEUR, AND LADIES CLASSES

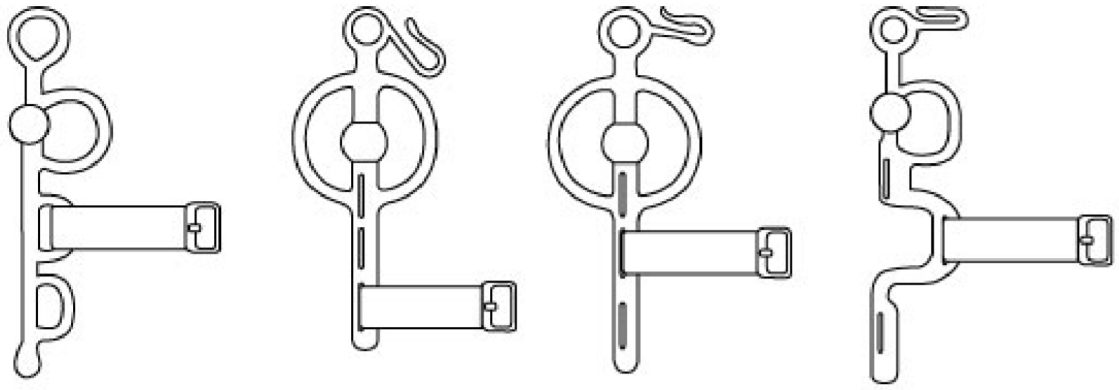

HK118 Class Specifications

1. SINGLE HACKNEY PONY (OPEN, MARES, STALLIONS, GELDINGS, MAIDEN, NOVICE, LIMIT, GENTLEMAN AND OWNERS). To be shown at a park trot and show your pony. To be judged on performance, presence, quality, conformation and manners. P SEP
2. SINGLE HACKNEY PONY CHAMPIONSHIP. To be eligible ponies must be entered, shown and judged in any other single performance class in this section. To be shown at a park trot and show your pony. To be judged on performance, presence, quality, conformation and manners.
3. SINGLE HACKNEY PONY FOUR YEARS OLD OR UNDER. (STALLIONS, MARES, GELDINGS). To be shown at the park trot and show your pony. To be judged on performance, presence, quality, conformation, and manners.
4. SINGLE HACKNEY FOUR YEARS OLD OR UNDER CHAMPIONSHIP. To be eligible, ponies must be entered, shown and judged in any other single performance class in this section To be judged on performance, presence, quality, conformation and manners.
5. SINGLE HACKNEY PONY (AMATEURS, AMATEUR OWNERS, AMATEUR LADY TO DRIVE, AMATEUR GENTLEMAN TO DRIVE). To show all-around action at a park trot and not faster. To be driven in the half cheek with sidechecks, appear to have perfect mouths, must stand quietly and must back easily. Ponies must be checked, but the checks may be adjusted during the lineup. During a workout those remaining in the center of the ring may be unchecked. Not an appointments class. To be shown at a park trot. To be judged on manners, performance, presence, quality, and conformation.
6. SINGLE HACKNEY PONY (AMATEURS, AMATEUR OWNERS, AMATEUR LADY TO DRIVE, AMATEUR GENTLEMAN TO DRIVE) CHAMPIONSHIP. To be eligible ponies must be entered, shown by an amateur and judged in a qualifying class designated by competition management in the prize list per GR809.1. To be

shown at a park trot. Ponies must stand quietly and must back easily. To be judged on manners, performance, presence, quality, and conformation.

7. SINGLE HACKNEY PONY LADIES. To be shown at a park trot. The pony must stand quietly and back readily. To be judged on manners, quality, presence, performance, and conformation.
8. SINGLE HACKNEY PONY LADIES CHAMPIONSHIP. To be eligible ponies must be entered, shown and judged in qualifying class restricted in a similar manner as the championship. To be shown at a park trot. The pony should stand quietly and back readily. To be judged on manners, quality, presence, performance, and conformation.
9. SINGLE HACKNEY PONY JUNIOR EXHIBITORS. (Open to mares and geldings only) Manners are paramount in these classes. Ponies should display a willingness to perform, suitability and balanced action. To show all around action at a park trot and not faster. The pony must stand quietly and must back easily. To be judged on manners, presence, quality, performance, and conformation. To be driven in the half cheek with sidechecks, appear to have perfect mouths. Ponies must be checked, but the checks may be adjusted during the lineup. During a workout those remaining in the center of the ring may be unchecked.
10. SINGLE HACKNEY PONY JUNIOR EXHIBITOR CHAMPIONSHIP. To be eligible ponies must be entered, shown and judged in qualifying classes designated by competition management in the prize list per GR809.1. If no junior exhibitor championship is offered, then the entry becomes eligible to show in the Amateur championship. If an amateur championship is not offered, junior exhibitors may compete in an open championship. To be shown at a park trot. The pony must stand quietly in the lineup and must back easily. To be judged on manners, presence, quality, performance, and conformation.

SUBCHAPTER HK-5 HARNESS PONIES

HK119 General

1. Harness ponies are exhibited with a long mane and long tail.
2. Excessive speed is undesirable.
3. The Term “Drive on” is never to be used in regard to Harness Ponies. The gaits for the Harness Ponies shall be “Park Trot,” which is executed in a highly collected manner and “Show Your Pony,” which designates the speed which shows your pony to its best advantage. Excessive speed is undesirable and shall be penalized. Amateur, Ladies, and Junior Exhibitor Ponies are shown at the park trot only.
4. Ponies may be unchecked while lined up except in Ladies, Junior Exhibitor, and Amateur classes where ponies must remain checked, but checks may be adjusted. In Ladies, Junior Exhibitor, and Amateur classes, attendant may stand an entry on its feet and thereafter they shall remain at least two paces distant from the head.

HK120 Appointments

1. To be shown to a viceroy.
2. If not properly bitted in the half cheek entry must be severely penalized.
3. The term “to be driven in the half cheek” means that the reins should be around the post or through the top slot, provided the top slot is at least half way inside the ring. See HK117 for diagram of acceptable and unacceptable half cheeks.
4. Unless stated differently in the class specifications, ponies must be shown in an attached sidecheck with round blinkers with a liverpool bit. A separate sidecheck bit is not required.
5. Tradition suggests the following appointments: apron, gloves and whip.
6. Appropriate apparel is encouraged.

HK121 Class Specifications

1. SINGLE HARNESS PONY (OPEN, MARES, STALLIONS, GELDINGS, MAIDEN, NOVICE, LIMIT, GENTLEMAN AND OWNERS). To be shown at a park trot and show your pony. To be judged on performance, presence, quality, conformation and manners.
2. SINGLE HARNESS PONY CHAMPIONSHIP. To be eligible ponies must be entered, shown and judged in any other single performance class in this section. To be shown at a park trot and show your pony. To be judged on performance, presence, quality, conformation and manners.
3. SINGLE HARNESS PONY FOUR YEARS OLD OR UNDER (STALLIONS, MARES, GELDINGS). To be shown at the park trot and show your pony. To be judged on performance, presence, quality, conformation, and manners.
4. SINGLE HARNESS PONY FOUR YEARS OLD OR UNDER CHAMPIONSHIP. To be eligible, ponies must be entered, shown and judged in any other single performance class in this section. To be shown at the park trot and show your pony. To be judged on performance, presence, quality, conformation and manners.
5. SINGLE HARNESS PONY (AMATEURS, AMATEUR OWNERS, AMATEUR LADY TO DRIVE, AMATEUR GENTLEMAN TO DRIVE). To show all-around action at a park trot and not faster. To be driven in the half cheek with sidechecks, appear to have perfect mouths, must stand quietly and must back easily. Ponies must be checked, but the checks may be adjusted during the lineup. During a workout those remaining in the center of the ring may be unchecked. Not an appointments class. To be shown at a park trot. To be judged on manners, performance, presence, quality, and conformation.
6. SINGLE HARNESS PONY (AMATEUR, AMATEUR OWNERS, AMATEUR LADY TO DRIVE, AMATEUR GENTLEMAN TO DRIVE) CHAMPIONSHIP. To be eligible ponies must be entered, shown by an amateur and judged in a qualifying class designated by competition management in the prize list per GR809.1. To be shown at a park trot. Ponies must stand quietly and must back easily. To be judged on manners, performance, presence, quality, and conformation.
7. SINGLE Harness PONY LADIES. To be shown at a park trot. The pony must stand quietly and back readily. Classes are judged on manners, quality, presence, performance, and conformation.
8. SINGLE HARNESS PONY LADIES CHAMPIONSHIP. To be eligible ponies must be entered, shown and judged in qualifying class restricted in a similar manner as the championship. To be shown at a park trot. The pony should stand quietly and back readily. To be judged on manners, quality, presence, performance, and conformation.
9. SINGLE HARNESS PONY JUNIOR EXHIBITOR. (Open to mares and geldings only) Manners are paramount in these classes. Ponies should display a willingness to perform and balanced action. To be driven in the half cheek with sidechecks, appear to have perfect mouths. Ponies must be checked, but the checks may be adjusted during the lineup. During a workout those remaining in the center of the ring may be unchecked. To show all around action at a park trot and not faster. The pony must stand quietly and must back easily. To be judged on manners, presence, quality, performance, and conformation.
10. SINGLE HARNESS PONY JUNIOR EXHIBITOR CHAMPIONSHIP. To be eligible ponies must be entered, shown and judged in qualifying classes designated by competition management in the prize list per GR809.1. If no junior exhibitor championship is offered, then the entry becomes eligible to show in the amateur championship. If an amateur championship is not offered, junior exhibitors may compete in an open championship. To be shown at a park trot. The pony must stand quietly in line up and must back easily. To be judged on manners, presence, quality, performance and conformation.

SUBCHAPTER HK-6 PARK PLEASURE DRIVING

HK122 General

1. Open to registered Hackney Ponies 14.2 hands and under.
2. This section is open to professionals, amateurs and junior exhibitors.
3. Open to Mares and Geldings only.
4. Tails may be long or have the appearance of being short.

5. One attendant without whip is permitted to head each pony only during the lineup. The attendant may stand the entry on its feet and then must stand at least two paces back from the pony and is not allowed to touch the pony except for safety purposes. It is imperative that ponies stand quietly, back readily and return to the lineup. Ponies shall remain checked in the line up and may not be adjusted, unless an additional workout is called, at which time, ponies not in workout may be unchecked.
6. The use of artificial appliances or devices such as leather straps and rubber bands are prohibited on the grounds before or during a competition. Any animal with prohibited equipment must be disqualified from further competition and forfeit all entry fees and winnings. The use of protective equipment such as nonweighted bell boots, shin boots, etc., are allowed on the grounds and in the warm-up areas prior to entering the competition ring.
7. In all Park Pleasure driving classes the judge(s) must walk the line up. If a judging panel is being used to officiate these classes, all judges must comply with this rule.
8. Excessive speed and laboring motion to be penalized. Judge's emphasis should be on ability to give a pleasurable drive while retaining a show attitude.
9. Park Pleasure driving ponies are ineligible to compete in any other section of the Hackney Division at the same competition.

HK123 Park Pleasure Driving Appointments

1. Appropriate harness (black or russet) with low crupper, sidecheck or overcheck, square or round blinkers, snaffle. Martingale optional, checkbit mandatory.
2. Braids permitted.
3. Entries must be shown with driver only to an appropriate vehicle either a two-wheeled basket type jog cart or road bike with basket.
4. Switches or artificial tails may be added.
5. Appropriate apparel is encouraged.

HK124 Park Pleasure Driving-Class Specifications

1. SINGLE HACKNEY OR HARNESS PONY PARK PLEASURE DRIVING (OPEN, MARES, GELDINGS, MAIDEN, NOVICE, LIMIT, AMATEUR, JUNIOR EXHIBITOR, LADIES, GENTLEMAN AND OWNERS). To be shown at a flat walk, pleasure trot and road trot (showing a distinct difference in gait). To be judged on, manners, presence, performance, suitability, quality, and conformation. Ponies must stand quietly and are required to back.
2. SINGLE HACKNEY OR HARNESS PONY PARK PLEASURE DRIVING (OPEN, MARES, GELDINGS, MAIDEN, NOVICE, LIMIT, AMATEUR, JUNIOR EXHIBITOR, LADIES, GENTLEMAN AND OWNERS) CHAMPIONSHIP. To be eligible ponies must be entered, shown and judged in qualifying class restricted in a similar manner as the championship. To be shown at a flat walk, pleasure trot and road trot (showing a distinct difference in gait). To be judged on manners, presence, performance, suitability, quality and conformation. Ponies must stand quietly and are required to back.
3. SINGLE HACKNEY OR HARNESS PONY PARK PLEASURE DRIVING, PONIES FOUR YEARS OLD OR UNDER. To be shown at a flat walk, pleasure trot and road trot (showing a distinct difference in gait). To be judged on manners, presence, performance, suitability, quality, and conformation. Ponies must stand quietly and are required to back.
4. SINGLE HACKNEY OR HARNESS PONY PARK PLEASURE DRIVING, PONIES FOUR YEARS OLD OR UNDER CHAMPIONSHIP. To be eligible, ponies must be entered, shown and judged in a qualifying class with the same specifications. To be shown at a flat walk, pleasure trot and road trot (showing a distinct difference in gait). To be judged on manners, presence, performance, suitability, quality and conformation. Ponies must stand quietly and are required to back.

SUBCHAPTER HK-7 SHOW PLEASURE DRIVING

HK125 General

1. Open to registered Hackney Ponies 14.2 hands and under.
2. This section is open to amateurs and junior exhibitors.
3. Open to Mares and Geldings only.
4. Tails may be long or have the appearance of being short.
5. One attendant without whip is permitted to head each pony only during the lineup. The attendant may stand the entry on its feet and then must stand at least two paces back from the pony and is not allowed to touch the pony except for safety purposes. It is imperative that ponies stand quietly, back readily and return to the lineup. Ponies shall remain checked in the lineup and may not be adjusted, unless an additional workout is called, at which time, ponies not in workout may be unchecked.
6. The use of artificial appliances or devices such as leather straps and rubber bands are prohibited on the grounds before or during a competition. Any animal with prohibited equipment must be disqualified from further competition and forfeit all entry fees and winnings. The use of protective equipment such as non-weighted bell boots, shin boots, etc., are allowed on the grounds and in the warm-up areas prior to entering the competition ring.
7. In all Show Pleasure driving classes the judge(s) must walk the line up. If a judging panel is being used to officiate these classes, all judges must comply with this rule.
8. Excessive speed and laboring motion to be penalized. Judge's emphasis should be on ability to give a pleasurable drive while retaining a show attitude.
9. Show Pleasure Driving ponies are ineligible to compete in any other section of the Hackney Division at the same competition.

HK126 Show Pleasure Driving-Appointments

1. Appropriate harness (black or russet) with low crupper, sidecheck or overcheck, square or round blinkers, snaffle. Martingale optional, checkbit mandatory
2. Braids permitted.
3. Entries must be shown with driver only to an appropriate vehicle either a two-wheeled basket type jog cart or road bike with basket.
4. Switches or artificial tails may be added.
5. Appropriate apparel is encouraged.

HK127 Class Specifications

1. SINGLE HACKNEY OR HARNESS PONY SHOW PLEASURE DRIVING, (AMATEUR, JUNIOR EXHIBITOR). To be shown at a flat walk, pleasure trot and road trot (showing a distinct difference in gait). To be judged on suitability, manners, performance, quality, and conformation. Ponies must stand quietly and are required to back.
2. SINGLE HACKNEY OR HARNESS PONY SHOW PLEASURE DRIVING, (AMATEUR, JUNIOR EXHIBITOR) CHAMPIONSHIP. To be eligible, ponies must be entered, shown and judged in a qualifying class with the same specifications. To be shown at a flat walk, pleasure trot and road trot (showing a distinct difference in gait). Ponies must stand quietly and are required to back. To be judged on suitability, manners, performance, quality and conformation.
3. SINGLE HACKNEY OR HARNESS PONY SHOW PLEASURE DRIVING, PONY FOUR YEARS OLD OR UNDER. To be shown at a flat walk, pleasure trot and road trot (showing a distinct difference in gait). Ponies must stand quietly and are required to back. To be judged on suitability, manners, performance, quality and conformation.
4. SINGLE HACKNEY OR HARNESS PONY SHOW PLEASURE DRIVING, PONY FOUR YEARS OLD OR UNDER CHAMPIONSHIP. To be eligible, ponies must be entered, shown and judged in a qualifying class

restricted in a similar manner at the championship. To be shown at a flat walk, pleasure trot and road trot (showing a distinct difference in gait). Ponies must stand quietly and are required to back. To be judged on suitability, manners, performance, quality and conformation.

SUBCHAPTER HK-8 COUNTRY PLEASURE DRIVING

HK128 General

1. Open to registered Hackney Ponies 14.2 hands and under.
2. This section is open to amateurs and junior exhibitors.
3. Open to Mares and Geldings only.
4. Tails may be long or have the appearance of being short.
5. One attendant without whip is permitted to head each pony only during the lineup. The attendant may stand the entry on its feet and then must stand at least two paces back from the pony and is not allowed to touch the pony except for safety purposes. It is imperative that ponies stand quietly, back readily and return to the lineup. Ponies shall remain checked in the lineup and may not be adjusted, unless an additional workout is called, at which time, ponies not in workout may be unchecked.
6. The use of artificial appliances or devices such as leather straps and rubber bands are prohibited on the grounds before or during a competition. Any animal with prohibited equipment must be disqualified from further competition and forfeit all entry fees and winnings. The use of protective equipment such as non-weighted bell boots, shin boots, etc., are allowed on the grounds and in the warm-up areas prior to entering the competition ring.
7. In all Country Pleasure driving classes the judge(s) must walk the line up. If a judging panel is being used to officiate these classes, all judges must comply with this rule.
8. The Country Pleasure driving pony may be less showy than the Hackney or Harness Show Pleasure driving pony, but it should still be typical of the breed.
9. Must be plain shod. Permissible as plain shod shall be a shoe that may contain toe or side clips. Not permissible as plain shod: bands, bars, pads, wedges, lead, springs, or any attachment that extends below the bottom of the shoe. The sole and entire frog of the foot must be visible. Any animal with prohibited shoeing must be disqualified from further competition at that event.
10. Transition from one gait to another should be smooth and effortless. Ponies must be obedient with prompt transitions. Special emphasis is placed on a true, flat walk. Ground covering action is desired. Entries to be penalized for pulling, head tossing, laboring action, and going sideways.
11. Country Pleasure Ponies are ineligible to compete in any other section of the Hackney Division at the same competition.

HK129 Appointments

1. Appropriate harness (black or russet) with low crupper, sidecheck or overcheck, square or round blinkers, snaffle. Martingale optional, checkbit mandatory
2. Entries must be shown with driver only to an appropriate vehicle either a two-wheeled basket type jog cart or road bike with basket.
3. No braids allowed.
4. Switches or artificial tails may be added.
5. Appropriate apparel is encouraged.

HK130 Class Specifications

1. SINGLE HACKNEY OR HARNESS PONY COUNTRY PLEASURE DRIVING, (AMATEUR, JUNIOR EXHIBITOR). To be shown at a flat walk, pleasure trot, and road trot (showing a distinct difference in gait).

Entries must halt on the rail, both directions of the ring. It is imperative that ponies stand quietly and back readily in the lineup. To be judged on manners, presence, performance, suitability, quality, and conformation.

2. SINGLE HACKNEY OR HARNESS PONY COUNTRY PLEASURE DRIVING, (AMATEUR, JUNIOR EXHIBITOR) CHAMPIONSHIP. To be eligible, ponies must be entered, shown and judged in a qualifying class with the same specifications. To be shown at a flat walk, pleasure trot and road trot (showing a distinct difference in gait). Entries must halt on the rail, both directions of the ring. It is imperative that ponies stand quietly and back readily in the lineup. To be judged on manners, presence, performance, suitability, quality and conformation.
3. SINGLE HACKNEY OR HARNESS PONY COUNTRY PLEASURE DRIVING, PONIES FOUR YEARS OLD OR UNDER. To be shown at a flat walk, pleasure trot, and road trot (showing a distinct difference in gait). Entries must halt on the rail, both directions of the ring. It is imperative that ponies stand quietly and back readily in the lineup. To be judged on manners, presence, performance, suitability, quality, and conformation.
4. SINGLE HACKNEY OR HARNESS PONY COUNTRY PLEASURE DRIVING, PONIES FOUR YEARS OLD OR UNDER CHAMPIONSHIP. To be eligible, ponies must be entered, shown and judged in a qualifying class with the same specifications. To be shown at a flat walk, pleasure trot and road trot (showing a distinct difference in gait). Entries must halt on the rail, both directions of the ring. It is imperative that ponies stand quietly and back readily in the lineup. To be judged on manners, presence, performance, suitability, quality and conformation.

SUBCHAPTER HK-9 HACKNEY PLEASURE PONY UNDER SADDLE

HK131 General

1. Open to registered Hackney Ponies 14.2 hands and under.
2. This section is open to junior exhibitors only.
3. Open to Mares and Geldings only.
4. Tails may be long or have the appearance of being short.
5. The use of protective head gear is required by Junior Exhibitors in these classes.
6 One attendant without whip is permitted to head each pony only during the lineup. The attendant may stand the entry on its feet and then must stand at least two paces back from the pony and is not allowed to touch the pony except for safety purposes. It is imperative that ponies stand quietly, back readily and return to the lineup.
7. The use of artificial appliances or devices such as leather straps and rubber bands are prohibited during warm-up and a competition. Any animal with prohibited equipment must be disqualified from further competition and forfeit all entry fees and winnings. The use of protective equipment such as non-weighted bell boots, shin boots, etc., are allowed on the grounds and in the warm-up areas prior to entering the competition ring.
8. The judge(s) must walk the line up. If a judging panel is being used to officiate these classes, all judges must comply with this rule.
9. Excessive speed and laboring motion to be penalized. The judge’s emphasis should be on the ability to give a pleasurable ride while retaining a show attitude.

HK132 Appointments

1. To be shown under English saddle with one of the following: i. an open bridle with a snaffle bit, using single or double reins (martingale optional); ii. a full bridle (curb bit and snaffle); or iii. a Pelham (without martingale) is acceptable.
2. Braids or artificial devices are not allowed.
3. Rider attire to be dark jodhpurs, shirt, tie, fitted or sweater vests, riding boots, gloves and hair neatly held back so the number is easily read. Riding suits and hats (other than protective headgear) are prohibited.

HK133 Class Specifications

1. JUNIOR EXHIBITOR HACKNEY PLEASURE PONY UNDER SADDLE AND CHAMPIONSHIP. To be shown at a flat walk, pleasure trot, and road trot (showing a distinct difference in gait). Entries must stand quietly and are

required to back in the lineup. To be judged on suitability, manners, presence, performance, quality, and conformation.

SUBCHAPTER HK-10 ADDITIONAL CLASSES

HK134 Additional Class Specifications

1. HACKNEY PONY GIG CLASS. The gigs most commonly used are the 'Park Gate' gig or 'Stanhope' gig. Should be shown with a short unbraided mane. Must be shown with a standing martingale. To be shown at an animated walk, park trot and smart trot. To be judged on performance, presence, conformation and manners.
2. HACKNEY OR HARNESS CARRIAGE CLASS. Open to registered Hackney ponies. Registered Hackneys showing in this class shall not cross enter into any Hackney, Harness or Roadster Pony performance class at the same competition. Tails may be long or have the appearance of being short. Harness must be appropriate for the carriage used. To be shown to an appropriate two or four wheeled carriage at a walk, collected trot, and extended trot, excessive speed to be penalized. Must stand quietly and back readily. At least one figure eight may be performed at the discretion and on the instructions of the judge. Button braids are permitted. Hat, apron, gloves and whip are required. To be judged 75% on performance, quality, manners and conformation; 25% on turnout.
3. PAIR OF HACKNEY or HARNESS PONIES OPEN. To be shown to a suitable four wheeled vehicle with side checks. To be shown at a park trot and show your ponies. To be judged on performance, quality, similarity, manners, and conformation.

SUBCHAPTER HK-11 AHHS YOUTH MEDALLION CLASSES

HK135 General

1. For all classes, safety is to be paramount with suitability of exhibitor to pony/horse and exhibitor's ability to show the Hackney to its best advantage given first consideration.
2. In all classes one attendant may be allowed and may stand an entry on its feet and thereafter remain at least two (2) paces distant from the head, except in Showmanship In-Hand where no attendant is allowed.
3. Horses are allowed in the AHHS Youth Medallion Pleasure Driving, Pleasure Driving-Reinsmanship, Pleasure Under Saddle and Showmanship In-Hand classes.
4. Protective headgear is mandatory in all Roadster Pony to Bike, Roadster Pony Under Saddle and Pleasure Pony Under Saddle classes.
5. Classes are open to Junior Exhibitors.
6. To be eligible for the National Finals, the combination of one pony/horse and driver/rider must have shown and placed (received a ribbon) in an official AHHS Youth Medallion class.
7. To compete in the National Finals the rider/driver must be an AHHS member.
8. The qualifying period for each year closes seven days prior to the starting day of the American Saddlebred/Hackney section of the competition hosting the National Finals; at that time the qualifying period for the following year will begin.
9. For permission to offer qualifying AHHS Youth Medallion classes or for further information please contact the American Hackney Horse Society at 115 Park Street, Ste. 101, Versailles, KY 40383, (859) 255-8694.

HK136 Class Specifications

1. AHHS YOUTH MEDALLION ROADSTER PONY AND ROADSTER PONY UNDER SADDLE. To be judged on suitability, manners, presence, performance, speed, quality, and conformation.
2. AHHS YOUTH MEDALLION SHOW PLEASURE DRIVING, COUNTRY PLEASURE DRIVING, AND HACKNEY/HARNESS. To be judged on suitability, manners, presence, performance, quality and confirmation.

3. AHHS YOUTH MEDALLION PLEASURE UNDER SADDLE. To be shown under English saddle, open bridle with snaffle bit single or double reins, (martingale optional), full bridle (curb bit and snaffle) or Pelham (without martingale) acceptable. Braids or artificial devices are not allowed. Rider attire to be dark jodhpurs, shirt, tie, fitted or sweater vests (optional), riding boots, gloves and hair neatly held back so the number is easily read. Riding suits and hats (other than protective headgear) are prohibited. To be shown at a flat walk, pleasure trot, and a road trot. Entries must stand quietly and are required to back in the lineup. To be judged on suitability, manners, presence, performance, quality, and conformation.
4. AHHS YOUTH MEDALLION PLEASURE DRIVING-REINSMANSHIP. To be shown to an appropriate two-wheel vehicle, both ways of the ring, at a walk, slow trot, working trot and strong trot. A workout will be required and performed at any of the above gaits requested by the judge. Entry will be asked to perform a figure of eight and/or any other appropriate test. Ability and skill of driver is to be considered. Judging will be based 70% (50% of rail work, 50% workout) on suitability, manners, presence, performance, quality, and conformation; 20% on condition and fit of the harness and vehicle and 10% on neatness of attire.
5. Tests which may be used:
   a. Figure of eight.
   b. Serpentine with cone markers.
   c. Drive between two parallel cavaletti.
   d. Right or left turn through cone makers.
   e. Execute a back between two (2) cones or cavaletti.
6. AHHS YOUTH MEDALLION SHOWMANSHIP IN-HAND. To be judged on suitability, manners, presence, performance, quality, and conformation.

SUBCHAPTER HK-12 HACKNEY ROADSTER PONIES

HK137 General

1. Entries in Roadster classes must be registered with the American or Canadian Hackney Societies and must be entered under their full registered name of owner of record with the AHHS or CHS. Exception: Ponies shown in the Roadster Pony division at Federation Regular Competitions prior to December 1, 1991.
2. If only one section for Roadster Ponies to Bike is offered, it must be for ponies 52 inches and under. If entries warrant, two sections may be offered: a) Roadster Ponies to Bike 50 inches and under; b) Roadster Ponies to Bike over 50 inches to 52 inches. If two sections are offered, competition management may offer a championship/stake for each section. Roadster Ponies Under Saddle and Roadster Ponies to Wagon are restricted to ponies 54” and under.
3. Ponies may not be shown in a Roadster performance class unless the owner possesses a current measurement card or valid measurement form issued by the Federation or Management can confirm the measurement electronically with the Federation (see General Rules, GR502). Exception: A Federation measurement card or form is not required for entry into Lite classes restricted by the height of the horse or pony. However, horses and ponies must be within the correct height range when competing in classes restricted by height.
4. Roadster Ponies must appear to have a long mane and tail.

HK138 Appointments.

1. Driver shall wear Roadster Silks, cap (or protective headgear, see HK138.2) and jacket to match. The exhibitor’s number must be worn on the back of the driver.
2. Protective headgear is required for all Junior Exhibitor and AHHS Youth Medallion roadster pony classes (both to-bike and under-saddle). Refer to GR801.
3. Ponies shall be shown to a roadster cart (bike). A low crupper, overcheck, square blinkers and straight or broken snaffle bit shall be used. Martingales are required. Protective boots are permitted.

4. In Roadster Pony Under Saddle classes, ponies are to be shown under English saddle, full martingale, open bridle with snaffle bit, single or double rein and protective boots. Rider to wear Roadster Silks, jacket and protective headgear to match.

HK139 Showing Procedures

1. Roadster ponies must enter the ring clockwise at the jog-trot, then show at the road gait; turn counterclockwise at the jog trot, show at the road gait and then trot at speed. At all speeds they should work in form. Animation, brilliance and competition ring presence should characterize the Hackney Roadster Pony in working at a jog-trot or road gait. When asked to drive on, the pony must show speed and go in form. Improper cadence of the trot, i.e., hesitation of the hock's action or mixed gaited ponies that rack the turns and/or break and run on the turns shall be penalized.
2. Ponies should be shown on the rail at all times except when passing and should go to the far end of the corner without side reining; should be light mouthed, capable of being taken up at any time and show willingness to stand when being judged in the center of the ring.
3. Performance at all three gaits should be strongly considered. In the event of a workout, entries chosen must be worked both ways of the ring, as in the original routine.
4. When ponies are lined up, no attendant is permitted and the driver shall not leave their vehicle. They may, however, uncheck and stand at the pony's head when left in the center of the ring while a part of the class is on the rail for a workout. During the line-up in classes restricted to Junior Exhibitor or Amateur Roadster pony classes, one attendant is permitted to head the pony. The ponies must remain checked, and the check must not be adjusted. Attendants are permitted to hold the pony, except when the judge(s) walks to the pony in the lineup. During a workout in the Junior Exhibitor or Amateur Roadster Pony classes an attendant is permitted in the ring for those entries not participating in the workout. During a workout the attendant may uncheck and hold the entry. However, when the workout is over the pony must be rechecked.
5. An exhibitor is entitled to request only one time-out per class (see GR833).

HK140 Division of Classes

1. If there are 16 or more entries in a class, it is required that the class be divided into separate sections by selecting every other number on the list of entries or divided per HK140.2-4 with separate prize money and ribbons.
2. Classes may be divided by sex. Stallions are prohibited in Junior Exhibitor Classes.
3. It is recommended that Amateur, Juvenile or Ladies classes be divided as to age of driver or sex of pony if there are a large number of entries anticipated.
4. It is recommended that classes for Junior Exhibitors be divided by age of driver and a Junior Exhibitor Championship offered. If no Junior Exhibitor Championship is offered at the competition, ponies shown in Junior Exhibitor classes are eligible for the Amateur Championship. If an amateur championship is not offered, ponies shown in junior exhibitor classes are eligible for the open championship.
5. Junior Exhibitors are allowed to show in Open Hackney Roadster Pony to Wagon classes and amateur or open Roadster Pony to Bike classes if Junior Exhibitor or Amateur classes are not offered. The use of protective head gear is required by Junior Exhibitors in these classes.

HK141 Class Specifications.

1. SINGLE HACKNEY ROADSTER PONY, OPEN, LIMIT, NOVICE, JUNIOR (4 years old & under) TO BIKE. To be shown first at the jog-trot and road gait then reversed and shown at a jog-trot, road gait and then speed. To be judged on performance, speed, presence, quality, conformation and manners.
2. SINGLE HACKNEY ROADSTER PONY, OPEN, LIMIT, NOVICE, JUNIOR CHAMPIONSHIP TO BIKE. To be shown first at the jog-trot and road gait then reversed and shown at a jog-trot, road gait and then speed. To

be eligible ponies must be entered, shown and judged in another class in harness in this section. To be judged on performance, speed, presence, quality, conformation and manners.

3. AMATEUR TO BIKE. To be shown first at the jog-trot and road gait then reversed and shown at a jog-trot, road gait and then speed. To be judged on manners, performance, speed, presence, quality, and conformation.
4. AMATEUR CHAMPIONSHIP TO BIKE. To be eligible ponies must be entered, shown by a Junior Exhibitor, Amateur or Lady and judged in a qualifying class designated by competition management in the prize list per GR809.1. To be shown first at the jog-trot and road gait then reversed and shown at a jog-trot, road gait and then speed. To be judged on manners, performance, speed, presence, quality, and conformation.
5. SINGLE HACKNEY ROADSTER PONY JUNIOR EXHIBITOR OR LADIES TO BIKE. To be shown first at the jog-trot and road gait then reversed and shown at a jog-trot, road gait and then speed. To be judged on manners, presence, quality, performance, speed, and conformation.
6. SINGLE HACKNEY ROADSTER PONY JUNIOR EXHIBITOR OR LADIES CHAMPIONSHIP TO BIKE. To be eligible ponies must be entered, shown by a Junior Exhibitor, Amateur or Lady and judged in a qualifying class designated by competition management in the prize list per GR809.1. To be shown first at the jog-trot and road gait then reversed and shown at a jog-trot, road gait and then speed. To be judged on manners, presence, quality, performance, speed, and conformation.
7. JUNIOR EXHIBITOR HACKNEY ROADSTER PONY UNDER SADDLE AND CHAMPIONSHIP (54 inches and under). To be shown first at the jog-trot and road gait then reversed and shown at a jog-trot, road gait and then speed. To be judged on manners, performance, speed, presence, quality, and conformation. Saddle classes qualify for saddle championships only.
8. SINGLE HACKNEY ROADSTER TO WAGON (54 inches and under). To be shown first at the jog-trot and road gait then reversed and shown at a jog-trot, road gait and then speed. To be judged on performance, speed, presence, quality, manners, and conformation. Exhibitors shall wear a business suit with a hat of choice. Breeching is required in all wagon classes. If no championship is offered for this class it shall be considered as a qualifying class for the Hackney Roadster to Bike Championship as long as the pony qualifies under the Hackney Roadster to Bike height restrictions (See HK137.2).
9. HACKNEY ROADSTER PONY COMBINATION. Open to Junior Exhibitors. Ponies first to be shown both directions of the ring as a Roadster pony to bike. Competitors will be called to the line up, ponies unhooked and saddled, then returned to the rail to be shown under saddle at the required gaits. Two attendants per entry are allowed to assist the changing of tack. If bridle is changed, harness bridle must not be removed prior to the pony being completely unhooked from the bike. Ponies must be shown by the same rider and driver. In both segments of the class ponies to be shown first at a jog-trot and road gait, then reversed and shown at a jog-trot, road gait, and then at speed. Roadster Pony to Bike to be judged on suitability, manners, performance, speed and quality. Roadster Pony Under Saddle to be judged on manners performance, speed, presence, quality and suitability of rider to pony.

SUBCHAPTER HK-13 HACKNEY HORSES

HK142 Eligibility

1. In order to compete, all Hackney Horses must be registered with the American Hackney Horse Society (AHHS) and/or the Canadian Hackney Society (CHS). They must be entered in their full registered names, with registration numbers, and under the names of the owner(s) of record with the AHHS or the CHS. A copy of registration papers showing proof of ownership must be submitted with entry form at the time of making entry or presented to competition office before competition number will be released; competition management is responsible for notifying exhibitors of this requirement. A copy of the registration papers will be returned when exhibitors pick up their numbers, if requested. See GR1308.1d(6).
2. Combined ownership is not permitted in harness classes unless specified in the prize list. It is not permitted to make an entry in the name of one horse “and mate”.
3. Membership Requirements:

a. Owners and trainers of horses participating at Federation licensed competitions in any Hackney section must be current members in good standing with the American Hackney Horse Society.
b. Originals or copies of the AHHS membership card must be provided to the competition unless the competition, at their discretion, confirms electronically with the AHHS office.
c. Lessees are considered owners in connection with this membership requirement. In the event of an entry under multiple ownership, only one owner need be a member of AHHS.

4. Stallions are prohibited in Junior Exhibitor classes. Stallions may be shown in classes restricted to Lady drivers, except were restricted or in the Pleasure section where stallions are never permitted.
5. Maiden/Novice/Limit classes are open to horses that have not won one/three/six first place ribbons respectively at Federation Licensed Competitions. Ribbons won in classes with only one entry will not count in determining Maiden, Novice or Limit status. Ribbons won within one section (i.e. Hackney Horse, Hackney Gig, etc.) do not count in the reckoning of Maiden/Novice/Limit status if the horse competes in a different Hackney section.
6. Attention getting devices and/or other noisemakers (including but not limited to tape measures, blow horns, bamboo poles, baby powder, whips longer than 6', etc.) are not allowed in and around the make up/schooling/warm-up and competition rings during scheduled competition sessions. Use of explosives and fire extinguishers (except in the case of fire) is not allowed on competition grounds at any time. All such items will be confiscated and offenders will be reported to the Federation. (See also GR838)
7. Electronic communication devices used for purposes of coaching, etc., between competitors and individuals outside the ring shall be prohibited in all classes in the Hackney Division. Exempt from this rule are handicapped drivers/riders who have submitted written proof to the Federation steward.

HK143 Type and Conformation

1. For Type and Conformation see HK102.
2. Height. For competition purposes, the height of the Hackney Horse shall be over 14.2 hands.
3. Soundness. Horses are to be serviceably sound. Horses showing evidence of lameness or broken wind must be severely penalized.

SUBCHAPTER HK-14 BREEDING CLASSES

HK144 General

1. Open to stallions, mares and geldings of various ages, registered with the American or Canadian Hackney Horse Societies.
2. Show Committees are urged to offer separate classes for stallions, mares and geldings, two years of age and over.

HK145 Specifications

1. To be shown in-hand at a walk and trot. Conformation, type, quality and finish to count 50% for weanlings, yearlings, two-year-olds and over. Performance, manners, disposition and way of going shall count 50% for weanlings, yearlings, two-year-olds and over.
2. Two-year-old stallions and geldings may be shown in stallion tack. Stallions and geldings over two years old must be shown in stallion tack.
3. Show Champions and Reserve Champions will be selected as outlined in GR810.
4. Inconspicuous hair and/or tail brace permitted. A spoon crupper is optional.
5. Only two people per animal are permitted in the ring. Handlers and attendants must be neatly and appropriately dressed in clean and well-fitted clothes. Each may carry or use a whip not exceeding 6' including lash; the lash shall not have been altered in any way. It must be a standard whip of suitable style.

Exception: A small empty paper bag, a small empty plastic bag, or ribbons may be attached to the whip. The small empty bag may be used separately.

SUBCHAPTER HK-15 HACKNEY HORSE PERFORMANCE CLASSES

HK146 General

1. All horses must appear to have a short tail and must appear to have a tightly braided mane and shall be exhibited to an appropriate vehicle.
2. Overchecks are not permitted.
3. When time allows, Championship classes should be offered for the driving and riding classes.
4. The term “to be driven in the half cheek” means that the reins should be around the post or through the top slot, provided the top slot is ¾” of the way inside the ring. If not properly bitted in the half cheek entry must be severely penalized. (See HK117 for diagram of acceptable and unacceptable half cheeks).
5. Entries shall be shown without artificial appliances (e.g., wired ears) except inconspicuously applied hair in mane and tail, a tail brace and mouth controls.
6. Tradition suggests the following appointments: apron, gloves and whip.
7. Excessive speed is undesirable. All classes after completing an appropriate number of rounds of the ring (depending on arena size) shall be reversed and shown in the opposite direction at the command of the judge. Every entry chosen for a workout shall be shown both ways of the ring.
8. One attendant must be permitted to stand inside the gate while a ladies, amateur or junior exhibitor class is in progress and only one attendant is allowed to head a horse. Horses may be unchecked while lined up except in Ladies, Junior Exhibitors, Amateurs and Owners classes, attendant may stand an entry on its feet and thereafter they shall remain at least two paces distance from the head.
9. All horses shall be worked both ways of the ring at all required gaits as directed by the judge(s). Workouts will be judged as a separate class and horses must be tied for placings being considered in that workout. Workouts may be called for by the judge(s) for any or all placings. All horses chosen for a workout must be worked both ways of the ring at any or all gaits listed in the class specifications that are requested by the judge(s). An exhibitor is entitled to request only one five minute time out per class including workout. (See GR833).
10. In Ladies, Amateur and Junior Exhibitor classes, all entries are to remain in the center of the ring during a second workout and may uncheck until the workout is completed.
11. See GR136 and HK142.5 for definition of Maiden, Novice and Limit horses.
12. All vehicles and equipment must be in serviceable condition. Any exhibitor using vehicles or equipment deemed to be disruptive to other exhibitors must be excused from the ring.
13. Unless stated differently in the class specifications, horses must be shown in an attached sidecheck with round blinkers with a liverpool bit. A separate sidecheck bit is not required.
14. The Term “Drive on” is never to be used in regard to Hackney Horses. The gaits for the Hackney Horses shall be “Park Trot,” which is executed in a highly collected manner and “Show Your Horse,” which designates the speed which shows your horse to its best advantage. Amateur, Ladies, and Junior Exhibitor horses are shown at the park trot only.

HK147 Hackney Horse Class Descriptions

1. LADIES HACKNEY HORSES, MARE OR GELDING, SHOWN TO A PHAETON. Manners shall be considered paramount. The horse must show all-around action at a Park Trot and should never be driven any faster. It must stand quietly, remaining checked while lined up, and back when required to do so. The Lady’s horse must be driven in the Half Cheek and appear to have a perfect mouth. The horse should be notable for beauty, quality and presence, and should be of solid color without flashy markings. To be judged on manners (paramount), quality and performance.
2. GIG CLASS. For single Hackney horses, stallions, mares or geldings. Size of gig to be in proportion to size of horse shown. A gig horse should have presence, all-around action and be able to do a good pace, but

excessive speed should not be required. After the contestants have made an appropriate number of rounds of the ring (depending on arena size) at the trot, horses should be asked to show in turn a walk, a park trot and a smart trot. All horses should be asked to back. To be driven by an amateur. To be judged on presence, manners, quality and performance. (See HK148.2 for appointments).

3. PAIRS—MAIDEN, NOVICE, LIMIT, OPEN, LADIES. See description of respective classes for single horses. In addition to performance, etc., pairs should be mated as closely as possible as to the size, color, type and way of going. In pair classes, a difference of one half inch in the height of the two horses is allowable without penalty. If the difference exceeds one-half inch, it shall count against the entry. In a class where height is part of the specifications, such as pairs under 15.2 hands, if two horse are only one-half inch apart and one is within the height specified, the pair is eligible to compete. If one horse exceeds the limit by more than one-half inch the pair is ineligible. The same provision applies in a class where the specifications call for pairs over a specified height.
4. TANDEM. To be shown to a Gig or other appropriate two-wheeled vehicle. The wheel horses should be of proper size for the shafts and to possess substance and power for the work in hand, with some action. The lead horse to be slightly smaller than the wheel horse, notable for brilliance of action and beauty. A smart leader is essential for a good tandem. Horses need not be eliminated for variance of color but uniformity of color is to be considered. To be shown at a walk, park trot and a smart trot. Horses should be asked to back. To be judged on performance, quality, manners (suitability).
5. COLLECTION OF THREE HACKNEY HORSES. To be shown in single harness or as a pair and a single. Each animal to be the bona fide property of the exhibitor. Exhibitors need not describe animals when making entry. To be judged on performance of horses as a unit, and ability to maintain proper distance between horses, uniformity and quality. Each exhibitor to give a solo performance of their three horses as a unit, both ways of the ring. The prize list should indicate whether entries are to be shown singly or as a pair and a single.
6. SELECTION OF THREE HACKNEY HORSES. Each animal to be the bona fide property of the exhibitor. Exhibitors need not describe animals when making an entry. The prize list should indicate whether entries are to be shown singly or as a pair and a single. Each exhibitor to give a solo performance of their three best animals of one exhibitor without regard to uniformity. This class is offered either as an alternative or in addition to the Collection class (See HK147.5 above).
7. FOUR-IN HANDS.
    a. Park Drag of solid color to be drawn by four matched horses with park harness, including brass hames, black collars, two servants in livery. To be judged on performance, quality, manners, uniformity and appointments.
    b. Road Coach, of bright and often varied colors, to be drawn by a team not necessarily matched as to color; road harness with steel hames and links and brown collars. Must carry a guard in livery. To be judged on performance, substance and appointments. Appointments include: extra collar, traces, reins, brake shoe, quarter blankets and coolers, rubber coats, lap robes, water pail, tool kit, umbrella basket and extra lead bars.

HK148 Appointments

1. LADIES PHAETON. A George IV, Peter's Phaeton or, in the summer, a Brewster Basket Phaeton may be used. The appointments of the phaeton should include a lash whip, with leather gloves, card case, lap robe, cooler, two rain coats, wheel wrench, umbrella and cover for servant's hat. A dash clock is optional. The horse's mane should not be braided. It should be borne in mind at all times that extreme smartness and perfection should be the aim in horse, harness, vehicle and servant. The pad should be heavier than the one used in classes for other four-wheeled show wagons as the phaeton, being a very heavy vehicle, naturally requires a stronger pad; standing martingale, Buxton bit and breeching and bearing rein are compulsory.
2. GIG CLASS. The gig most commonly used is the "Park Gate" gig. Other gigs which may be used are the "Very Spicy", "Stanhope" and "Tilbury". The latter requires a horse of great presence and lofty action. The horse's mane should not be braided. Harness: Kay collar, standing martingale and kicking strap. The gig bit with plain bridoon and short bearing rein is a trifle more proper, but the Buxton bit and full bearing rein may be

used. The saddle pad should be heavier than that used in four wheel show wagons. To be driven by an amateur.

3. GROOM. The Groom may be either a footman or a coachman. If the former, they must wear a single breasted coat with six buttons in front and six on the coat tails, full striped waistcoat, silk hat, tan driving gloves, boots with tops of mahogany, tan or pink, the latter being the smarter, coachman's collar and flat white ascot tie. The footman should be smart looking, active and not tall or heavy. Their coat and breeches should show that they were made for them. The coat should be either black or should be the same color as the upholstery of the gig. Their boots should fit perfectly and the tops should fit close to the leg. The general appearance of the groom should be extremely neat. A coachman is similarly turned out except that they wear a coachman's coat, six buttons in front and four on the coat tails.

HK149 Class Descriptions

1. Entries in various classes of the Hackney Division are judged on some of the following qualifications: Appointments, Soundness, Conformation (build), Substance, Performance, Uniformity, Manners, Presence, Quality (fineness).
2. The particular qualifications for each class are hereinafter set forth in each class the order of precedence indicates how the emphasis is to be placed in adjudication. In the following class specifications, which are mandatory, all underscored material is optional. Any class may be confined to exhibitors within a desired area by prefixing "local" to the class title and clearly describing the area involved (i.e., "Open to horses owned and stabled within ( ) miles of the competition grounds").
3. Entry fees, trophies and cash awards should be indicated in class specifications. If classes other than herein described are offered, extreme care should be exercised in the proper wording of the specifications.

HK150 Hackney Horse Class Specifications

1. SINGLE HACKNEY HORSE OPEN, MARES, STALLIONS, GELDINGS, MAIDEN, NOVICE, LIMIT, GENTLEMEN AND OWNERS. To be shown at a park trot and show your horse. To be judged on performance, quality and manners.
2. SINGLE HACKNEY HORSE CHAMPIONSHIP. To be eligible horses must have been entered, shown and judged in any other single performance class in this section. Horses need not be named until ___ hours (time to be determined by competition management) before the scheduled time of class, at which time the names and description of entries must be made in writing by owner or their agent. To be shown at a park trot and show your horse. To be judged on performance, presence, quality, conformation and manners.
3. SINGLE HACKNEY HORSE JUNIOR (FOUR YEARS OLD AND UNDER). STALLIONS, MARES, AND GELDINGS. To be shown at the park trot and show your horse. To be judged on performance, quality and manners.
4. SINGLE HACKNEY HORSE FOUR YEARS OLD AND UNDER CHAMPIONSHIP. To be eligible, entries must have been entered, shown and judged in any other single performance class in this section. Entries need not be named until ___ hours (time to be determined by competition management) before the scheduled time of class, at which time the names and description of entries must be made in writing by owner or their agent. To be shown at a park trot and show your horse. To be judged on performance, presence, quality, conformation and manners.
5. SINGLE HACKNEY HORSE AMATEUR, AMATEUR OWNER, AMATEUR LADY TO DRIVE, AMATEUR GENTLEMEN TO DRIVE. (If an Amateur Lady to Drive class is offered, competition management must also offer an Amateur Gentleman to Drive class as well and vice versa). To be shown to a viceroy or other suitable vehicle. To show all-around action at a park trot and not faster. To be driven in the Half-Cheek with side checks, appear to have perfect mouths, must stand quietly and must back easily. Horses must be checked, but the checks may be adjusted during the lineup. During a workout those remaining in the center of the ring may be unchecked. Not an appointments class. To be judged on manners, performance and quality.
6. SINGLE HACKNEY HORSE, AMATEUR, AMATEUR OWNER, AMATEUR LADY TO DRIVE, AMATEUR GENTLEMEN TO DRIVE CHAMPIONSHIP . To be eligible horses must be entered, shown and judged in a

qualifying class restricted in a similar manner as the Championship. However, if an Amateur Ladies class is not offered, Amateur Ladies showing in the Open Ladies class will be qualified for the Amateur Championship. Entries need not be named until __ hours (time to be determined by competition management) before scheduled time of holding the class when names and description of entries must be made in writing by owner or their agent. To be shown at a park trot. To be judged on manners, performance, quality, presence and conformation.

7. SINGLE HACKNEY HORSE LADIES. To be shown at a park trot. The horse should stand quietly and back readily. To be judged on manners, quality, performance and presence.
8. SINGLE HACKNEY HORSE JUNIOR EXHIBITOR. (Open to mares and geldings only) Manners are paramount in these classes. Horse should display a willingness to perform, and balanced action. To show all around action at a park trot and not faster. The horse must stand quietly and must back easily. Classes are judged on manners, suitability, quality and performance. To be driven in the half cheek with sidechecks, appear to have perfect mouths. Horses must be checked, but the checks may be adjusted during the lineup. During a workout those remaining in the center of the ring may be unchecked.
9. SINGLE HACKNEY HORSE JUNIOR EXHIBITOR CHAMPIONSHIP. To be eligible horses must be entered, shown and judged in a qualifying class restricted in a similar manner as the championship. If no Junior Exhibitor Championship is offered, then the entry becomes eligible to show in the Amateur Championship. Entries need not be named until ___ hours (time to be determined by competition management) before scheduled time of holding the class when names and description of entries must be made in writing by owner or their agent. To be shown at a park trot. To stand quietly and back easily. Classes are judged on manners, suitability, quality, performance and conformation.
10. SINGLE HACKNEY HORSE, UNDER 15 HANDS, 15 AND UNDER 15.2 HANDS, 15.2 AND OVER. To be shown at a park trot and show your horse. To be judged on performance, quality and manners.
11. GIG CLASS, SINGLE HACKNEY HORSE, STALLION, MARE, GELDING. To be shown to a gig and driven by an amateur. To be shown at a Walk, Park Trot and Smart Trot. All horses will be required to back. Must be shown with a standing martingale. To be judged on presence, manners, quality and performance.
12. TANDEM, OPEN, AMATEUR (specified height). To be shown to a suitable two or four wheeled vehicle, with side checks. To be shown at a Smart Trot and to be judged on performance, quality, uniformity and manners. The wheel horse should be of proper size for the shafts and possess substance and power for the work in hand, with some action. The lead horse to be slightly smaller than the wheel horse, notable for brilliance of action and beauty. A smart leader is essential for a good tandem. Horses need not be eliminated for variance of color but uniformity of color is to be considered.
13. PAIR OF HACKNEY HORSES MAIDEN, NOVICE, LIMIT. To be shown at a part trot and show your horse. To be judged on quality, similarity, performance and manners.
14. PAIR OF HACKNEY HORSES LADIES, AMATEUR. To be shown to a viceroy or other appropriate vehicle. Not an appointment class. To show all-around action at a Park Trot and not faster. To be driven in the Half Cheek with side checks, appear to have perfect mouths. Must stand and back quietly. To be judged on manners (paramount), quality, similarity and performance.
15. COLLECTION OF THREE HACKNEY HORSE. To be shown in single harness or as a single and a pair. Each animal to be the bona fide property of exhibitor. Exhibitors need not describe animals when making entry. Each exhibitor to give a solo performance of their horses as a unit, both ways of the ring. To be judged on performance of horses as a unit and ability to maintain proper distance between horses, uniformity and quality. The prize list should indicate whether entries are to be shown singly or as a pair and a single.
16. PAIRS OF HACKNEY HORSES OPEN. To be shown to a suitable four-wheeled vehicle with side checks. To be shown at a park trot and show your horse. To be judged on performance, quality, similarity and manners.
17. PAIRS OF HACKNEY HORSE UNDER 15 HANDS, 15 HANDS AND UNDER 15.2 HANDS, 15.2 HANDS AND OVER. To be shown to a suitable four-wheeled vehicle with side checks. To be shown at a park trot and show your horse. To be judged on performance, quality, similarity and manners.
18. CHAMPIONSHIP PAIRS OF HACKNEY HORSES. To be shown to an appropriate vehicle. To be eligible, pairs of horses must have been entered, shown and judged in any other class in this section. Nominations are in blank; horses need not be named until ___ hours before scheduled time of class, at which time the names

and description of entries must be made in writing by owner or their agent. To be shown at a park trot and show your horse. To be judged on performance, presence, quality, similarity, conformation and manners.

19. FOUR-IN-HAND PARK DRAG of solid color to be drawn by four MATCHED HORSES with park harness including brass hames, black collars, two servants in livery. To be shown at a smart trot both ways of the ring. May be asked to walk when reversing and when lining up. Entries should stand quietly in the lineup. To be judged on performance, quality, manners, uniformity and appointments.
20. FOUR-IN-HAND ROAD COACH. Bright and often varied colors, to be drawn by a team not necessarily matched as to color; road harness with steel harness and links and brown collars. Must carry a guard in livery. To be shown at a smart trot both ways of the ring. May be asked to walk when reversing and when lining up. Entries should stand quietly in the lineup. To be judged on performance, substance and appointments. Appointments include: extra collar, traces, reins, brake shoe, quarter blankets and coolers, rubber coats, lap robes, water pail, tool kit, umbrella basket, extra lead bars.
21. MARATHON COACH. To be driven over a specified course and to carry at least six persons. Contestants must finish course within the stated time but otherwise speed not to count. To be judged on performance and substance, with emphasis on condition of horses at finish. Upon arrival in the ring and after being lined up, each entry shall be driven around the ring prior to the award of ribbons.
22. DRIVING COMPETITION. Four-in-hands. Entries to show both ways of the ring as a class. Each contestant then to give a solo performance over a specified course in ring, the course to involve a figure eight and such other turns as may be properly expected of a four. One round of the ring is to be done at the gallop. To be judged on driver's skill and ability in handling the team, their posture on the box and their correct handling of reins and whip.

SUBCHAPTER HK-16 PLEASURE HACKNEY HORSES

HK151 General

1. Pleasure Hackney Horse classes must adhere to requirements as outlined in HK142, HK143 and HK146.
2. The Pleasure Hackney Horse section emphasizes manners.
3. Horses will be permitted to cross enter in all other sections of the Hackney Horse division.
4. Ladies are permitted to ride Sidesaddle in all ridden classes, with appropriate attire.
5. The Pleasure Hackney Horse is naturally endowed with a tractable temperament, a generous, cadenced, lofty way of going, and pure gaits (i.e., walk is flat-footed, calm and forward, with 4 beats; trot contains a strong two-beat tempo, high stepping, reaching, forward, balanced, not rushed; and the canter is a pure three-beat gait, not rushed, crooked, or overly collected. Wrong leads and cross leads are serious faults.)
6. The mane can be long and natural, pulled, short, braided or roached. The tail may be long or have the appearance of being short. Although artificial appliances are permitted to maintain a tail set in the driving classes, a natural tail set is encouraged, and artificial hair/tail caps are discouraged.
7. The hooves can be either barefoot or shod. See class descriptions for additional information.

HK152 Pleasure Hackney Horse – Harness

1. APPOINTMENTS:
   a. Open to traditional-styled carriages, carts, and gigs, with appropriate harness. All-metal, modern marathon vehicles are strongly discouraged and prohibited in the Pleasure Hackney Horse TURNOUT class.
   b. Pleasure (Carriage) Driving classes held in the Hackney division are to be conducted in accordance with Carriage Pleasure Driving Division, Chapter CP. Exception: CP202.
   c. Attire of the driver, type/fit of harness and vehicle, and use/dress of grooms/attendants/passengers also to be judged according to Federation Chapter CP, Carriage Pleasure Driving Division.
2. PLEASURE HACKNEY HORSE, TURNOUT. Entries are judged primarily on the performance and quality of each turnout. To be shown both ways of the arena at a walk, slow trot, working trot, and strong trot. To stand

quietly and to rein back. To be judged: 70% on the condition, fit and appropriateness of harness and vehicle, neatness and appropriateness of attire, and overall impression; 30 % on performance, manners, and way of going.

3. PLEASURE HACKNEY HORSE, WORKING. Entries are judged primarily on the suitability of the horse to provide a pleasant drive. To be shown both ways of the arena at the walk, slow trot, working trot, and strong trot. To stand quietly, both on the rail and while lined up, and to rein back willingly. All entries chosen for a workout may be worked both ways of the arena at any gait requested by the judge, and may be asked to execute a figure of eight and/or perform other appropriate tests. To be judged 70% on performance, manners, and way of going of the horse; 20% on condition and fit of the harness and vehicle; and 10% on neatness of attire.
4. PLEASURE HACKNEY HORSE, REINSMANSHIP. Entries are judged primarily on the ability and skill of the driver. To be shown at a walk, slow trot, working trot, and strong trot. Horses shall be required to rein back. All drivers chosen for a workout may be worked at any gait requested by the judge and may be asked to execute a figure of eight and/or perform other appropriate tests. To be judged: 75% on handling of reins and whip, control, posture, and overall appearance of driver; 25% on the condition of harness and vehicle and neatness of attire.
5. PLEASURE HACKNEY HORSE, DRIVE & RIDE. Single horse to be shown in two concurrent sections.
   a. In Harness: to be shown to a suitable pleasure driving vehicle, both ways of the arena at a walk, slow trot, working trot, and strong trot. To stand quietly and to rein back.
   b. Under Saddle - to be shown both ways of the arena at the walk, trot, and canter.
   c. To be judged 50% on performance, manners, and way of going and suitability in harness; 50% on performance manners, and way of going under saddle.

HK153 Pleasure Hackney Horse - Under Saddle

1. These classes provide opportunities to show the Hackney Horse's stylish suitability as a riding horse, with distinct versatility within the breed. Martingales are prohibited in all Pleasure Hackney Horse under saddle classes.
2. PLEASURE HACKNEY SPORT HORSE, UNDER SADDLE. To be shown either under dressage tack (dressage saddle and snaffle or weymouth bridle,) or hunter tack (hunt saddle and snaffle, kimberwicke or pelham bridle.) The horses will be ridden both directions of the arena, at the flat walk, working trot, lengthened trot, and canter. To stand quietly and rein back willingly. To be judged on manners, purity of gaits, suitability, and performance. This Hackney Horse shall be suitable for Dressage or Hunting. The gaits should be calm, progressive, and pure in cadence. The walk should be free, ground-covering, and purely four beats. The trot should be calm and progressive, with a specific two beat cadence. A change of frame should be noted when moving from the working trot to the lengthened trot, with the horse's frame showing a lengthening throughout, as well as an obvious lengthening of stride. The lengthened trot shall not be a faster version of the working trot. The canter should be calm, forward, straight and purely 3-beat. Wrong leads and cross leading are serious faults. This Hackney Horse does not need the extravagant action of the Country Pleasure Hackney Horse or the Park Hackney Horse. Progression of the strides is more important than high movement, although natural lofty, square movement is always to be considered an attribute of the Hackney Horse. Rushing or excessive speed in any gait is a fault. The Pleasure Hackney Sport Horse's frame need not be as upright as the Country Pleasure Hackney Horse or Park Hackney Horse's frames, and the body should show a freedom to easily change frame for the various gaits.
3. PLEASURE HACKNEY HORSE, COUNTRY PLEASURE, UNDER SADDLE. To be shown under Saddle seat tack (English-type saddle and show snaffle, weymouth or Pelham bridle.) No forward-seat saddles allowed. Girth should be either leather, web, string or suitable material. Nosebands must be cavesson-style. No flash, dropped, figure-8 or other non cavesson style noseband permitted in these classes. The horses will be ridden both directions of the arena, at the flat walk, working trot and canter. To stand quietly in the lineup, and rein back willingly. To be judged on manners, purity of gaits, suitability, and performance. This Hackney Horse shall demonstrate the classic way of going the breed is noted for. The Country Pleasure Hackney Horse is distinguished from the Pleasure Hackney Sport Horse by an upright frame, and by a significant generosity of

knee and hock lift, resulting in high, lofty, eye-catching action and faultless cadence. Forwardness of the gaits, although important, shall not compromise high, square action in the trot and canter. Although this elegant action is not the only requirement of this class, it is an important element of this particular class. The canter should be calm, forward, straight and purely 3-beat. Wrong leads and cross leading are serious faults.

4. PLEASURE HACKNEY PARK HORSES, UNDER SADDLE. To be shown under Saddle Seat tack (English-type saddle and show snaffle, weymouth or pelham bridle.) No forward-seat saddles allowed. Girth should be either leather, web, string or suitable material. Nosebands must be cavesson-style. No flash, dropped, figure-8 or other non-cavesson style noseband permitted in these classes. The horses will be ridden both directions of the arena, at the flat walk and show trot. To stand quietly in the lineup. To be judged on manners, purity of gaits, suitability, and performance. This Hackney Horse shall demonstrate the classic way of going the breed is noted for. The Pleasure Hackney Park Horse is distinguished from the Pleasure Hackney Sport Horse by an upright frame, and by a significant generosity of knee and hock lift, resulting in high, lofty, eye-catching action and faultless cadence. Forwardness of the gaits, although important, shall not compromise high, square action in the trot. Although this elegant action is not the only requirement of this class, it is an important element of this particular class.

HK154 Pleasure Hackney Horse - Breeding Classes

1. Open to stallions, mares, and geldings of all ages, registered with the American or Canadian Hackney Horse Societies. The following two sections, Conformation and Quality and Movement/Way-Of-Going, contain the standards to use when judging the Pleasure Hackney Horse entries in Breeding Classes.
2. TYPE, CONFORMATION & QUALITY STANDARDS
   a. When standing, the Hackney Horse should have its head and neck raised, expressing the alert and active character of the breed.
   b. The head should have a straight or slightly convex profile with clear, intelligent eyes set fairly wide apart; the ears should be well-formed and active.
   c. The neck should be of moderate length, with more or less crest according to age and sex.
   d. The poll should be of good length.
   e. The throat should be fine so that there is no restriction of the air passages when bridling.
   f. The neck should be well attached to reasonably high withers set on powerful, obliquely sloping shoulders.
   g. A fairly long back is not objectionable in a mare.
   h. The upper line of the croup from the loins to the tail should form a convex curve with the tail well carried.
   i. Viewed from the front, the chest should be of ample but not excessive width, while from the rear the quarters and gaskins must be well muscled.
   j. The legs should have plenty of clean, flat bone with the tendons clearly defined. Excessive fineness of bone, especially any tendency to be “tied in below the knee” is objectionable in the Hackney Horse.
   k. The forelegs should be attached well forward, beneath the point of the shoulder.
   l. The forearms should be long and well developed while the cannon bones should be short and clean, with plenty of good, flat bone.
   m. The pasterns should be sufficiently long and set at the proper oblique angle to provide a light and springy step.
   n. From the side the forelegs should not show any tendency to be “back or over at the knees.”
   o. From the front they should be seen to be upright without any turning out or in of the pasterns.
   p. The hind legs should be of good length from the stifles to the hocks with short cannon bones.
   q. The hocks should be well formed and not be too upright when the horse is standing at ease.
   r. The hooves should be well rounded, in front forming an angle of about 50 degrees with the ground at the toe. The hind hooves will form a rather more upright angle. The hooves should be open at the heels and have concave soles.
   s. Quality may be defined as a well-balanced physique with clean limbs; it is also expressed in a generous and alert demeanor which may be emphasized by good presentation.
3. MOVEMENT/ WAY-OF-GOING STANDARDS

a. When shown in hand, a true, four-beat walk is expected. This should be straight with the forelegs well extended and the hocks flexed in a stride that has the hind feet over striding the imprints made by the forefeet.
b. To achieve this in most cases it is necessary to give freedom of movement to the horse's head which, in the case of entries, may mean letting out the side reins.
c. The trot in hand should show well rounded front action, taking a stride of good length with the hocks flexed and following through. Dishing or crossing of the forelegs should be penalized. Straight action is most important in breeding classes as defects in this regard can be hereditary.
d. The front action should be lofty and well rounded with no tendency to brush the elbows. It must also be straight and true, and the front feet must be placed squarely on the ground. Dropping on the heels is faulty.
e. The hind legs should be well flexed and brought forward under the body with a piston like action. Dwelling of the hocks in a flexed position is undesirable.
f. Excessive speed at the trot is not wanted, the aim being to give a well-balanced performance presenting a pleasing picture of poise and elegance.

HK155 Pleasure Hackney Horse Breeding Classes—General Specifications

1. To be shown in-hand at a walk and trot. To be judged on conformation, type, quality, way-of-going, manners/disposition, and performance. All entries must be serviceably sound. Please see Class Description for order of criteria.
2. Weanlings may be shown with dam at side.
3. Weanlings and yearlings to be shown in a halter. Leather halter is preferred.
4. Two years and over horses to be shown in one of the following: halter and lead, or a dressage bridle, hunt bridle, or weymouth bridle, with a snaffle bit, curb bit, pelham bit, or snaffle and curb bit.
5. Only stallions 2 years and over may be shown in stallion tack, which is optional.
6. Horses less than two years of age must be shown barefoot. Horses two years of age and older may be shown shod or barefoot.
7. Breeding in-hand classes for geldings may be offered. To be shown and judged under the same criteria as colts, fillies, mares, and stallions. When colts or stallions and geldings are judged together, the class specifications will be used, except that geldings shall not be penalized for lack of ability to be a breeding animal.
8. Show Committees are urged to offer separate classes for colts, fillies, stallions, mares, and geldings, when possible, with classes to be combined if entries warrant such.
9. Geldings and stallions classes may be combined.
10. Show Champions and Reserve Champions will be selected as outlined in GR810.
11. Only two handlers per animal are permitted in the ring. Handlers must be neatly and appropriately dressed in clean and well-fitted clothes. Each may carry or use a whip not exceeding 6' including lash; must be a standard whip of suitable style.
12. Horses to enter the ring at the walk and to remain walking unless directed to the contrary by the ring steward or judge.
13. Each horse must be stood up squarely on all four feet to be individually judged. The horse is then trotted, to be viewed from the side, in accordance to the Judge's directions.

HK156 Pleasure Hackney Horse Breeding—Class Description

1. PLEASURE HACKNEY HORSE BREEDING classes are open to colts, fillies, mares, stallions and geldings, with emphasis on prescribed Hackney Horse breeding characteristics. To be judged on: Conformation, type, quality, way of going, manners/disposition and performance. Transmissible weaknesses and defects shall be considered serious faults in breeding stock. Conformation is given greater importance than way-of-going in Breeding classes.
2. The following classes may be offered:

a. Weanling Colts, Yearling Colts, Two-year-old Colts, Two-years and under Colts, Three-year-old Stallions, Four-year-old Stallions, Three-years and Over Stallions.
b. Weanling Fillies, Yearling Fillies, Two-year old Fillies, Two-years and under Fillies, Three-year-old Mares, Four-year old Mares, Three-years and over Mares.
c. Weanling Geldings, Yearling Geldings, Two-year-old Geldings, Two-years and under Geldings, Three-year-old Geldings, Four-year-old Geldings, Three-years and Over Geldings.
d. Get of Sire (two to four Get to be shown, Sire's presence is not required).
e. Produce of Dam (two to four Produce to be shown, Dam's presence is not required).

SUBCHAPTER HK-17 YOUTH SHOWMANSHIP IN HAND

HK157 Appointments

1. Weanling—Leather show halter with matching lead strap. Prohibited: all bits on weanlings.
2. Yearling—Leather show halter or snaffle bridle with matching lead strap. Prohibited: Curb bits on weanlings and yearlings.
3. Two-Year-Olds & Older—Double bridle or curb alone. If a double bridle is used, the snaffle rein may be removed. If the snaffle rein has not been removed, it should be placed over the pony's/horse's withers. The pony/horse is led and presented with the curb rein only.
4. Only a riding whip is permitted, but no appendages such as plastic or ribbon may be used. Prohibited: Noise makers, clumps of grass, clickers, quarter boots, blinkers or other appliances.
5. Correct attire: Neat dark slacks (jodphurs are optional), light colored shirt, tie, and gloves; vest are optional. Protective headgear is permitted in Youth Showmanship In-Hand classes. Clothes and person should be neat and clean. (See GR801).

HK158 Judging Procedures

1. Entries should enter the competition ring at the gait requested and lead in the direction indicated by the ringmaster until asked to line up the pony/horse for inspection. A distance of at least ten feet (about two lengths) should be maintained between entries, both in circling the ring and in the line-up.
2. The pony/horse must stand squarely with weight distributed on all four feet, hooves pointed straight ahead and with the front legs perpendicular to the ground. The pony's/horse's feet may be moved by pulling/pushing on the lead rein as necessary, along with putting the hand on the shoulder and exerting pressure if required. To be penalized: Using a foot or a whip to move the pony's/horse's feet.
3. The handler should be positioned in front of the pony/horse in such a way as to be able to see the animal and present a full view of the pony/horse to the judge, being careful to stay out of the judge's way. The handler should observe both the pony/horse and the judge at all times and not be distracted by persons or objects outside the ring.
4. The lead shank/rein should be held in the right hand about 12 to 24 inches from the halter or bit. The other end should be neatly held in the left hand. It is permitted to change hands if it is more convenient to put the pony/horse in position or while showing to the judge.
5. The handler's body should be well-balanced so as to permit free movement and the proper presentation of the pony/horse. Fluidity of motion and a flexible position to work the pony/horse are essential.
6. When the judge is down the line or is looking at another entry, the handler should stand at the pony's/horse's head on the opposite side of the judge as much as possible. Instructions should be followed promptly and sharply. It is permitted to adjust or mildly correct the pony/horse.

HK159 Workouts

1. An acceptable standard pattern for the mandatory individual workout:

2. The handler should stand to the pony's/horse's left and move off on a loose rein if possible, leading from the left side. A light touch of the whip is permitted, if necessary. The pony/horse should move out briskly and in a straight line. When moving away from the judge, the pony/horse should be kept in line with the judge so the pony's/horse's movement can be observed. The pony/horse should be brought to a complete stop at either end of the line before turning. The pony/horse should be turned to the right, away from the handler, at the end of the line.
3. When the judge is observing other ponies/horses, the pony/horse should stand reasonably well-posed. The handler should appear alert and showman like until the entire class has been placed and the judge has submitted their card.
4. The handler should be natural and avoid overshowing, undue fussing and maneuvering, and respond promptly to requests from the judge or other officials. Courtesy and good sportsmanship should prevail at all times.
5. TO BE PENALIZED: Incorrect or dirty attire; poorly groomed and trimmed ponies/horses; incorrect or dirty equipment (i.e., keepers out, twisted cheek pieces, etc.); overuse of whips or reins; interfering with other exhibitors; overcoaching from outside the ring; exaggerated, stiff or rigid position; not following instructions. NOTE: 4-H regulations may differ from the above. If you are showing in 4-H Showmanship classes, please consult local 4-H rules.

IN HAND PATTERN FOR HACKNEY YOUTH IN-HAND

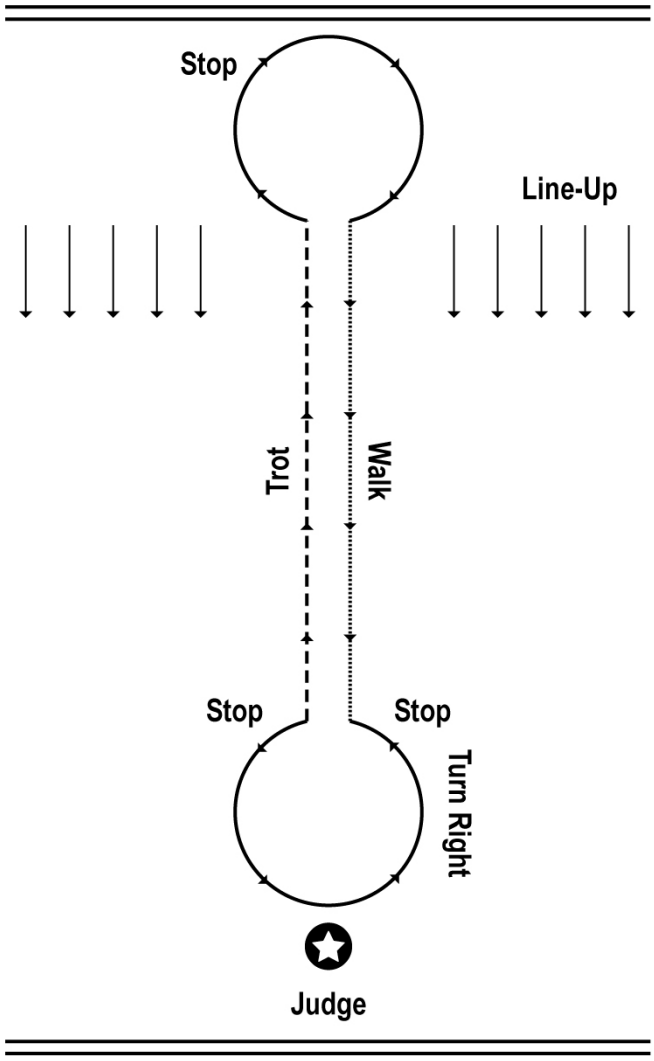

CHAPTER HU HUNTER DIVISION

SUBCHAPTER HU-1 DEFINITIONS

HU100 Horse Welfare

HU101 Ponies Shown By Juniors

SUBCHAPTER HU-2 COMPETITION REQUIREMENTS

HU102 Competition Requirements – Rider or Handler

HU103 Competition Requirements – Horse & Pony

HU104 Microchipping

SUBCHAPTER HU-3 ATTIRE, TACK AND EQUIPMENT

HU105 Tack

HU106 Equipment

HU107 Attire

HU108 Hunt Colors

SUBCHAPTER HU-4 COURSES

HU109 General

HU110 Course Diagrams

HU111 Height of Obstacles

HU112 Type

HU113 In and Outs

HU114 Pony Hunter

SUBCHAPTER HU-5 – OFFICIALS

HU115 Veterinarian

HU116 Judges

HU117 Course Designers

SUBCHAPTER HU-6 JUDGING

HU118 General

HU119 Definition of Competed

HU120 Definition of Completed

HU121 Soundness

HU122 Conformation

HU123 Performance

HU124 Faults

SUBCHAPTER HU-7 CONDUCT OF CLASSES

HU125 Back to Back Classes

HU126 Jumping Order

HU127 Entry Fees

© USEF 2026

SUBCHAPTER HU-8 HUNTER SECTIONS

HU128 General

HU129 Under Saddle and Hack Classes

HU130 Non-rated Classes

HU131 Hunter Eligibility and Green Eligibility Status for Horses

HU132 Green Hunter Sections

HU133 Young Hunter Eligibility and Status for Horses

HU134 Young Hunter Sections

HU135 High Performance, Performance, Small Hunter and Thoroughbred Hunter – Definition and Classifications

HU136 Conformation Hunter Sections

HU137 Amateur Owner Hunter

HU138 Adult Amateur

HU139 Low Adult Amateur

HU140 Hunter Eligibility and Green Status for Ponies

HU141 Ages, Sizes and Restrictions for Ponies

HU142 Pony Hunter and Green Pony Hunter

HU143 Junior Hunter 3’3” and 3’6”

HU144 Children’s Hunter Sections

HU145 Low Children’s Hunter Horse Sections

HU146 Low Children’s Hunter Pony Sections

HU147 USHJA Hunter Sections

SUBCHAPTER HU-9 HUNTER & PONY HUNTER BREEDING

HU148 General

HU149 Hunter Breeding

HU150 Pony Hunter Breeding

SUBCHAPTER HU-10 LADIES SIDE SADDLE

HU151 Ladies Side Saddle Classes

HU152 Ladies Side Saddle Attire

HU153 Ladies Side Saddle Tack and Equipment

SUBCHAPTER HU-11 SHOW CHAMPIONSHIPS

HU154 General

HU155 Show Championship Eligibility

HU156 Ties

HU157 Combination Hunter Championship

HU158 Challenge Trophies

SUBCHAPTER HU-12 COMBINING AND DIVIDING OF SECTIONS OR CLASSES

HU159 General

HU160 Prize money
HU161 Methods of Dividing
HU162 Definition of a California Split:
HU163 Definition of a Random Split
HU164 Definition of Floating Split
HU165 Definition of Split by Junior Amateur
HU166 Combining and Dividing Specific Sections

SUBCHAPTER HU-13 NATIONAL CHAMPIONSHIPS

HU167 USEF Hunter Breeding National Championships
HU168 USEF Pony Hunter
HU169 USEF Junior Hunter National Championship

SUBCHAPTER HU-14 USHJA CHAMPIONSHIPS, Programs, AND SPECIAL CLASSES

HU170 Amateur Owner Hunter Championship
HU171 Membership Requirements
HU172 Competition Requirements
HU173 National Horse of the Year Point Values
HU174 Hunter Classics
Appendix A. USEF Hunter Schooling Rules

CHAPTER HU HUNTER DIVISION

WHEN A SUBJECT IS NOT ADDRESSED IN THESE RULES, IT MUST BE ADDRESSED BY THE APPROPRIATE COMMITTEE AND THAT COMMITTEE'S INTERPRETATION WILL STAND AS THE RULE UNTIL THE NEXT YEAR WHEN AN APPROPRIATE RULE CHANGE WILL BE SUBMITTED.

SUBCHAPTER HU-1 DEFINITIONS

WHEN A SUBJECT IS NOT ADDRESSED IN THESE RULES, IT MUST BE ADDRESSED BY THE APPROPRIATE COMMITTEE AND THAT COMMITTEE'S INTERPRETATION WILL STAND AS THE RULE UNTIL THE NEXT YEAR WHEN AN APPROPRIATE RULE CHANGE WILL BE SUBMITTED.

HU100 Horse Welfare

1. The following acts are prohibited:
   a. Riding an exhausted horse.
   b. Lunging a visibly exhausted horse.
   c. Excessive pressuring of a tired horse.
   d. Riding or lunging an obviously lame horse.
   e. Chasing a horse with a whip or other inappropriate use of the whip.
   f. Appendages and attachments are prohibited, including but not limited to bags and flags.
   g. Excessive and/or disruptive crackling of the whip.
   h. Excessive use of a whip on any horse in a stall, aisle, schooling area, competition ring or elsewhere on the competition grounds. The use of a whip must be for a good reason, done at the appropriate time, in the proper place and with appropriate restraint. Excessive whipping will not be tolerated.
   i. Any striking of the horse's head (on the poll or forward of the poll) shall be deemed excessive.
   j. Repeated jerking on the reins and sawing on the bit unless applied to an unruly horse that is jeopardizing its own safety or the safety of its rider.
   k. Improper use of the bit resulting in bleeding, broken skin or broken mucous membrane.
   l. Excessive use of the spurs or spurring resulting in broken and bleeding skin.
   m. Rapping the legs of a horse with the butt end of a riding crop or other implement.
   n. Use of any substance to induce temporary heat causing hyper-sensitization.
   o. Poling.
   p. Use of a wire or chain in conjunction with any schooling jumps.
   q. Use of electronic shock devices in schooling or showing.
   r. Use of shackles, hock hobbles and similar devices, with the exception of kicking chains while the horse is in the stall or in transport. This does not prohibit the use of rubber or plastic exercising devices.
   s. Showing a horse with hypersensitive, raw or bleeding sores around the cornets, pasterns, legs or body.
   t. Use of laser beam devices anywhere on the competition grounds, except in an exhibition or if required in class specifications. (Exception: Lasers used in a therapeutic manner).
   u. Withholding of feed or water for prolonged periods.
   v. Letting blood from a horse for other than diagnostic purposes.
   w. Inhumane treatment of a horse in a stall, aisle, schooling area, competition ring or elsewhere on the competition grounds, by any person.
   x. Use of any device capable of emitting a flame or spark in and around the schooling/warm-up and competition rings during scheduled competition sessions.
   y. Use of any attention getting device that emits a spray, mist, or fog while competing in the ring, such as an aerosol can or spray bottle.

2. Competitors found to be in violation of these rules by the Competition Steward or other Federation Official shall be eliminated/disqualified from competing within the upcoming 24-hour period and shall forfeit all entry fees for such competition. In addition, after consultation between Competition Management, the Steward, or

other official involved, and a Senior Judge in the division, additional penalties including disqualification from the balance of the competition may be imposed. All such violations must be recorded in the Steward's Report and, if cruelty or abusive behavior is evident, it will be reviewed by the Federation for such action as may be deemed appropriate to the particular circumstances.

HU101 Ponies Shown By Juniors

Ponies shown by a junior in any rated pony hunter sections (i.e. Children's Hunter Pony, Green Pony Hunter, Regular Pony Hunter), WIHS Pony Equitation, or USEF Pony Medal may be shown by an adult at the same competition. (See also EQ103.6)

SUBCHAPTER HU-2 COMPETITION REQUIREMENTS

HU102 Competition Requirements – Rider or Handler

In order to compete in any Hunter, Hunter Breeding, Pony Hunter Breeding, Junior Hunter, or Pony Hunter classes at licensed competitions as an exhibitor, rider, trainer, or their agent(s), a person must be an Active member of the United States Hunter Jumper Association, Inc., or pay a Show Pass fee to the United States Hunter Jumper Association, Inc. Exception: Local Competitions, competitions restricted to a particular breed, classes restricted to breeds with Federation Recognized National Affiliate status, and exceptions listed in GR901.9.

HU103 Competition Requirements – Horse & Pony

1. USHJA Horse Registrations.
   a. All horses competing in Federation licensed and/or USHJA sanctioned competitions with Hunter, Hunter Breeding, Jumper and Hunter/Jumping Seat Equitation classes (except those activities enumerated in GR901.9, items 1-9) not restricted by breed must be properly identified in accordance with GR1101, and must also be registered with USHJA (see GR1101.1). Any change of a horse's name and/or ownership must be recorded with Federation and USHJA in accordance with GR1105 and GR1107. The USEF/USHJA registration number for each horse must be entered on all entry forms for licensed competitions.
   b. Applications for USHJA Registration can be completed online at www.ushja.org using the USHJA Horse Registration application form. This form is also available from the USHJA office, as a download from the USHJA website or from competition management. Competition management is responsible for notifying exhibitors of this requirement in their prize list.
2. The Hunter Division is open to horses, stallions, mares or geldings. (For rules pertaining to exhibitors who are 18 years of age or older riding ponies, see HU101)

HU104 Microchipping

1. In addition to the provisions of HU103.1, on or after December 1, 2017, all horses competing in classes that require USHJA horse registration must provide a microchip number that verifies their animal's identity in order to compete for points, money won or be eligible for Federation and/or USHJA programs and awards where horses are required to be recorded or registered.
2. A microchip used to verify identity must be a fifteen-digit ISO compliant 11784/11785 chip and be implanted in the nuchal ligament of the animal.
3. This rule will have a transition period from December 1, 2017 to November 30, 2018. During this period, animals that are not in compliance with this rule will not receive points or be eligible for Federation and/or USHJA programs and awards. After this period, all horses that are competing in classes which require

USHJA registration which are not microchipped will be ineligible to compete in Federation licensed competitions. Exceptions: USHJA Outreach and those activities enumerated in GR901.9, items 1-9.

SUBCHAPTER HU-3 ATTIRE, TACK AND EQUIPMENT

HU105 Tack

1. Snaffles, pelhams and full bridles, all with cavesson nose bands, are required.
   a. Judges may penalize, but may not eliminate, a horse or pony that competes in a snaffle, pelham, or full bridle that is unconventional. Unconventional snaffles, pelhams, or full bridles include, but are not limited to, hunter gags, kimberwickes, etc.
   b. Judges must eliminate a horse or pony that competes in illegal bits or nosebands. Illegal bits include, but are not limited to, three rings, gags (other than the hunter gag), et cetera… Illegal nosebands include, but are not limited to, drop, flash and figure eight nosebands.
2. Curbs: When using a curb with any leverage bit, it must be constructed of loose links, joints, and/or lie smooth against the jaw of the horse and be free of twists, sharp objects or anything inhumane. A curb may be wrapped or inserted into a cover for the comfort of the horse. A curb may not be used in conjunction with wire, metal, rawhide, metal “keepers”, or any other substance except for attachment of curb to the bit.
3. Horses must return to the ring for conformation or soundness wearing a snaffle, pelham or full bridle with a cavesson noseband.
4. Martingales of any type are prohibited in under saddle, hack and tie-breaking classes. Standing and running martingales used in the conventional manner are allowed for all over fences classes. All other martingales are considered illegal. A judge must eliminate a horse or pony that competes in a martingale other than a standing or running martingale used in the conventional manner.
   a. Cable or metal tie downs are prohibited for use on horses and ponies.

HU106 Equipment

1. Light pads and bar shoes are permissible, however, bar shoes indicate a weakness and in Conformation classes a judge may penalize accordingly. All artificial appliances, including but not limited to nasal strips, nose nets, belly bands, boots, wraps and bandages are prohibited. In the case of inclement weather competition management may permit the use of bell boots.
2. Electronic Communication Devices
   a. No mounted exhibitor may wear or carry an electronic communication device (i.e., cellular telephone, pager, walkie talkie, iPod, etc.) while in the competition ring. The penalty for wearing or carrying a forbidden device if observed by the judge may be elimination from the class during which the device was worn or carried.
   b. Electronic communication devices used for purposes of coaching, etc., between competitors and individuals outside the ring shall be prohibited in all classes.
   c. Exhibitors who have a chronic condition may apply for a Presidential Modification exempting them from the provisions of this rule in accordance with GR154. Riders may not use these devices in over fences classes.
   d. An exhibitor who has a chronic condition and has previously been granted at least one annual Presidential Modification related to the condition, may submit an application for approval of a special three-year Presidential Modification related to the same condition. The application must be accompanied by sufficient supporting documentation that the condition is unlikely to improve during the three-year period.
3. Any rider competing and or riding anywhere on the competition grounds with their stirrup, stirrup leather, or foot tied and/or secured in any manner, will automatically be eliminated from the entire competition. The steward will note the trainer name(s) on the steward’s report and further disciplinary actions may be taken by the Federation.

4. Whips. Competitors are prohibited from carrying a whip that is longer than 30” (75cm) while jumping or schooling over fences. A rider may not carry more than one whip. Whips that are weighted at the end are prohibited. (Exception: Ladies Side Saddle and appointments classes. See HU151.)
5. No exhibitor may carry a whip longer than 30” while competing.
6. Spurs must be made of smooth metal or plastic. Rowel spurs with serrated edges are not permitted. Hammer spurs are allowed. Metal or plastic “impulse” spurs with round hard plastic or metal knobs and “Dummy” spurs are allowed. The contact surface with the horse and all edges must be smooth and rounded. Athletes when mounted may wear only one spur on each boot.

BOD 06/17/2025 Effective 12/1/2025

HU107 Attire

1. Protective headgear. All riders must wear protective headgear. See GR801.1. While competing in a jumping class, if a rider’s chin strap becomes unfastened, the rider may stop, refasten the chin strap and continue their round without penalty or elimination. A judge may, but is not required, to stop a rider and ask them to refasten a chin strap which has become unfastened, again without penalty to the rider.
2. Conventional attire following the tradition of fox hunting is encouraged and preferred. It is further recommended that the rider’s attire does not distract from the performance of the horse and rider. Judges shall not eliminate a rider for unconventional attire except for safety (see GR801). Shirts must have a choker, similar collar or tie. Breeches may be buff, canary, tan, rust or white.
3. Formal Attire. Riders are required to wear scarlet or dark coats; white shirts with white stock; white, buff or canary breeches. Members of the Armed Services or the Police may wear the Service Dress Uniform.
4. Inappropriate attire. When management permits Hunter or Hunter Seat Equitation riders to ride without jackets, riders must wear traditional, short, or long-sleeved riding shirts with chokers or ties. Polo shirts and full chaps are not permitted except in unjudged warm-up classes. Management or Judge may eliminate an exhibitor who is inappropriately attired.

HU108 Hunt Colors

1. In classes restricted to members, subscribers or staff of a Hunt recognized by the Masters of Foxhounds Association, all riders who wear colors must carry a letter dated within the current year signifying that they are eligible. This letter must include the name of the Hunt and the color of the collar and must be signed by the Master or Honorary Secretary of that Hunt. The show committee must appoint a competent person to check these letters before riders compete in classes. If a rider holds a current letter but does not have it in their immediate possession or is entitled to receive one, the show committee may accept a signed statement to that effect which must be submitted to the Federation.
2. In classes restricted to junior exhibitors, rules concerning hunt colors will be strictly enforced. Unless a junior wears scarlet, brown boot tops are prohibited.

SUBCHAPTER HU-4 COURSES

HU109 General

1. All obstacles, except those noted below, must be set at required height. The required height may have a variance of no more than 2” over or under. Exceptions:
   a. Walk fences may not exceed 2’ in height and spread.
   b. Trot fences may not exceed 3’ in height and spread for horses and 2’ in height for ponies in classes restricted to ponies.
   c. Brush obstacles, hedges, split-rail fences, simulated rock or stone walls, ditches, banks and other specialty jumps designed to simulate natural obstacles found in the hunt field.

   d. The first fence of any hunter course.
2. Except in case of inclement weather, broken equipment or similar emergency a course must not be altered except by written permission of all exhibitors. If one or more original obstacles are rendered unusable during a class and no duplicate exists, management may substitute obstacles which approximate as nearly as possible the originals.
3. In classes where Federation course requirements have not been met and the violation has not been observed and corrected prior to the third competitor's performance, the class must be completed without altering the course and the results will stand for the purposes of the Championship.
   a. With the exception of a course set at an improper height, competitors who have gone over the course with the violation have the option of re-jumping the course.
   b. Classes conducted over improper courses are ineligible for Federation Horse of the Year Award points.
4. Horses must be shown over a minimum of eight obstacles the required height in all rated sections.
5. In all rated Hunter sections, at least two different courses are required. At least one change of direction (change of lead) is required in every course. All rated sections at National and Premier rated shows, except for Green Hunter Pony, Green Hunter 3'0" and 3'3", and Young Hunter sections, must offer an over fence class as a Handy Hunter. This Handy Hunter class may not be the first class of a section nor can it be the designated first round of a classic when using one round of a section as the first round of a classic.
6. No course may have exhibitors trotting or cantering through the in-gate or out-gate; any exhibitor choosing to trot or canter through the in-gate or out-gate will be eliminated.
7. In over fences classes, riders shall not be required to hand gallop the first fence of a line consisting of a measured distance.
8. A track is established once a horse has landed from a fence or completes a required test and follows the horse until the consecutive fence is jumped or the next test is executed. Upon completion of each consecutive fence or performance of the next test, the track is erased. Crossing a track between obstacles and/or required tests shall constitute a disobedience and will be penalized by the judge(s). Exceptions:
   a. A course diagram that requires a rider to cross their track.
   b. Snake or multiple panel jumps that are jumped consecutively.
9. For the purposes of eligibility and cross entry corresponding heights are:

Height (metric equivalent height)	Corresponding JP/EQ metric class fence heights used for Hunter and Equitation cross entry and eligibility
2'3" (.69 meters)	.70 meters
2'6" (.76 meters)	.75 meters
2'9" (.84 meters)	.85 meters
3'0" (.91 meters)	.90 meters
3'3" (1.00 meters)	1.00 meters
3'6" (1.07 meters)	1.10 meters
3'9" (1.14 meters)	1.15 meters
4'0" (1.22 meters)	1.20 meters
4'3" (1.30 meters)	1.30 meters
4'6" (1.37 meters)	1.40 meters

HU110 Course Diagrams

1. Course diagrams must be posted at least one half-hour before scheduled time of class unless they have been illustrated in the prize list. The plan or diagram of the course must show the obstacles which must be taken in the order indicated by numbers but apart from this the rider is not bound to follow a compulsory track. An arrow is used on the diagram to indicate the direction in which each obstacle is to be taken. When distances

between related fences in all classes, rated or unrated, are 100’ or less, the distance must be included on the posted course diagram.

2. If the area of the courtesy circle is to be restricted by a mandatory line, the line must be indicated on the diagram and a corresponding barrier must be erected on the course. As this becomes part of the judging specifications, this policy must be clearly stated in the prize list (see GR901.10) and announced at least one hour prior to the class.
3. All posted courses at Federation-licensed competitions must include the numbers of fences to be jumped (i.e. Fences 1-8).

HU111 Height of Obstacles

When a range of fence heights is allowed in a class or section, the minimum height must be used unless a higher height is specified in the prize list. In all cases, the spread of jump may not exceed height and must be measured including flowers, brush and ground lines.

1. Green Hunter Sections:
   a. Green Hunter 3’0”
   b. Green Hunter 3’3”
   c. Green Hunter 3’6”
   d. Green Hunter 3’9”
   (Exception: Fences may be a maximum of 3” lower in Zones 11 and 12)
2. Young Hunter Sections:
   a. Young Hunter 5 and under – 2’9”
   b. Young Hunter 6 and under – 3’0”
   c. Young Hunter 7 and under – 3’3”
3. High Performance Hunter: 4’ minimum in Premier rated sections at Premier rated competitions; 3’9” minimum in National rated sections at National rated competitions, and in Regional rated sections at Regional rated competitions. Obstacles may not exceed 4’6”. (Exception: Fences may be a maximum of 3” lower in Zones 11 and 12)
4. Performance Hunter 3’3”
5. Performance Hunter 3’6”
6. Green Conformation Hunter 3’6”
7. High Performance Conformation Hunter: 3’9”
8. Amateur Owner Hunter Sections:
   a. Obstacles at National and Premier rated competitions must be 3’6”
   b. Obstacles at competitions in Zones 11 and 12 may be 3’3” or 3’6”
   c. If a 3’3” Amateur Owner Hunter Section is offered, obstacles are to be 3’3”
   d. If a competition offers both 3’3” and 3’6” Amateur Owner Hunter sections, regardless of the competition’s rating, the obstacles must be set at 3’3” and 3’6” respectively
9. Adult Amateur Hunter Sections: See individual USHJA Zone specifications. For those USHJA Zones that do not provide specifications, obstacles will be 2’9” to 3’3”.
10. Non-rated sections: Heights determined by competition management unless otherwise specified
11. Ladies Side Saddle Sections: 3’13. Junior Hunter Sections:
    a. Obstacles must be 3’6” in all classes. (Exception: Fences may be 3” lower in Zones 11 and 12 and in the Junior Hunter 3’3” section.)
12. Children’s Hunter Sections: Obstacles will be 2’ for small ponies and medium ponies; 2’6” for large ponies and 2’9” to 3’3” for horses. No minimum height required at Local Competitions.
13. Green Pony Hunter: 2’3” for small, 2’6” for medium and 2’9” for large
14. Regular Pony Hunter: 2’3” for small, 2’6” for medium and 2’9” - 3’0’’ for large
15. Three-Year-Old Hunter: Not to exceed 2’9”
16. Small Hunter Sections: 3’
17. Thoroughbred Hunter: 3’0”

HU112 Type

1. Obstacles must simulate those found in the hunting field such as natural post and rail, brush, stone wall, white board fence or gate, chicken coop, aiken, hedge, oxer, etc.
2. Chicken coops hinged at the top and free at the bottom; triple bars and hogs back; striped rails; targets; any spread over 4' and square oxers are prohibited.
3. Every course must have at least four different type obstacles. (Exception: see HU174.10). The jumpable portion of all obstacles must be a minimum width of eight feet wide.
4. A minimum 2" difference is required for the back element of an obstacle. A ground line is required for all obstacles except in Handy Hunter classes.
5. Jump Cups.
   a. The top element of all obstacles except the back rails of oxers must be securely placed with cups at least 1 1/2 inches deep and 3 inches wide so that a slight rub will not cause a knockdown and must be equally secure for different heights in the same class.
   b. At all Federation approved competitions, FEI approved safety cups must be used for the back rail of all oxers.
   c. Logs, caps on walls and gates with a separate plank style top element that can be knocked down are permitted.
6. In Handy classes obstacles must simulate those found in trappy hunting country. The course must have at least two changes of direction, at least one in and out, as well as three of the following: hand gallop a jump, bending line, rollback turn, halt, fence at the end of the ring or open a gate while mounted or trot over one obstacle (exception: in and outs are optional for Pony Handy courses). Judges must place emphasis on promptness and tight turns with precedence being given in that order. Handiness is defined as time and ground saving movement without adversely affecting performance or style. Brilliance of pace is defined as a faster pace than ordinary, without sacrificing performance or style. Hand Gallop is defined as a significant increase in pace without sacrificing performance or style.

HU113 In and Outs

1. An in and out is considered as two obstacles in the required number of obstacles. It must never be used at the start of a course.
2. An in and out is two jumps set for one or two strides. The distance may be adjusted during a class requiring different fence heights. Exception: The distance must be adjusted in Pony Hunter classes, see HU114.

HU114 Pony Hunter

In the event that any or all of the Pony Hunter sections (Small, Medium, Large) are combined, the course designer may add or remove fill as necessary to meet the requirements of HU114.1 (spread of a jump). Every effort should be made to make the jump look as similar as possible at each height. Any removed fill should not be left next to the jump, and should be placed within an island or decoration, or removed completely from the ring.

1. Heights and Spreads.
   a. Fences may be a maximum of 3" lower in Zones 11 and 12.
   b. If a competition offers a team or pairs class or a Pony Hunter classic in which ponies of mixed heights are permitted, the prize list must state the height of the fences and stipulate all judging requirements.
2. Distances.
   a. If the distance between related fences is less than 100' (including in and outs), the distance must be adjusted for each height section.
   b. In Regional rated sections, there must not be any other fences in the same line as an in and out.
3. Exception: In and outs are optional for Pony Handy Hunter classes.
4. For all Hunter classes restricted to ponies, the first obstacle of all courses must be a vertical. For Pony Hunter Handy courses, leading over one obstacle as well as opening a gate are prohibited.

SUBCHAPTER HU5 – OFFICIALS

HU115 Veterinarian

In reference to GR1211.5.a., every competition must have a qualified veterinarian present throughout the competition if the previous year's competition's entry number was 200 horses or greater.

HU116 Judges

1. In National rated sections, a minimum of one Registered judge must officiate. Exception: Judges of either Registered or Recorded status may officiate the following sections alone or independently: Children's Hunter, Children's Pony Hunter, Adult Amateur Hunter, Low Children's Hunter Horse or Pony, Low Adult Amateur Hunter, Small Hunter, Thoroughbred Hunter, Ladies Side Saddle, Hunter and Pony Hunter Breeding, and any USHJA Hunter section.
2. In Premier rated sections, the following applies:
   a. A minimum of two Registered judges must officiate. They may officiate independently or together. If judging independently, no more than 60% of the classes in the section may be officiated by the same judge. (Exception: High Performance Working Hunter, Performance Hunter 3'6, Performance Hunter 3'3" and Pony Hunter sections held on one day).
   b. Judges of either Registered or Recorded status may officiate the following sections alone or independently: Children's Hunter, Children's Pony Hunter, Adult Amateur Hunter, Low Children's Hunter Horse or Pony, Low Adult Amateur Hunter, Small Hunter, Thoroughbred Hunter, Ladies Side Saddle, Hunter and Pony Hunter Breeding, and any USHJA Hunter section.
3. All judges who are assigned to a Conformation section must judge the Model class.
4. In the Hunter sections and classes, an exhibitor, trainer, and/or rider may meet with the judge(s), if agreed to by the judge(s) and must be accompanied by the Steward. The exhibitor, trainer, and/or rider may ask questions about their performance only, and only after completion of competition in that arena for the day. All meetings must be documented in the Steward's report, including the requestor's full name and Federation ID number.

BOD 06/17/2025 Effective 12/1/2025

HU117 Course Designers

1. The licensed Hunter Course Designer, or their designated representative, must be on the grounds during the classes they have built. The Hunter Course Designer or their designated representative must be present at the ring(s) during all Hunter classes for which they have responsibility and be available to report to the judge at any time. The course designer, or their designated representative, must ensure that the courses are properly set for the competition. (Exception: breed restricted competitions and open competitions with 50% or more breed restricted classes.)
2. A Regional, 'r', or 'R' Hunter Course Designer is required to officiate for all Hunter classes at Federation licensed Regional competitions.
3. A 'r' or 'R' Hunter Course Designer is required to officiate for all Hunter classes at a Federation licensed National or Premier competitions.
4. An 'R' Hunter Course Designer is required to officiate for any Hunter classes offering $5,000 or more in prize money.

SUBCHAPTER HU-6 JUDGING

HU118 General

1. All classes must be judged on performance and soundness and when indicated, conformation, suitability or manners.
   a. When a horse makes two faults at one obstacle only the major fault will be counted. (Exception: refusals count in addition.)
   b. When an obstacle is composed of several elements in the same vertical plane, a fault at the top element is the only one penalized
   c. At an in and out, the faults committed at each obstacle are considered separately. In case of a refusal or runout at the 2nd obstacle of an in and out, the competitor may re-jump both obstacles of the in and out. Judges must penalize unsafe jumping and bad form over fences, whether touched or untouched.
   d. Teams, pairs and unicorns (abreast and tandem) should be judged as a single unit, scoring only major faults at each obstacle. (Exception: in cases where two or more horses have knockdowns or refusals, they are scored cumulatively.) In tandem formation, faults for horses not keeping proper hunting distance apart and in abreast formation, faults for horses not keeping abreast will be calculated at the rate of 1/2 fault for each 1/2 horse's length and are cumulative at each obstacle, as well as at each end of the ring; or on an outside course, at each obstacle and between each obstacle. No additional penalty for finishing out of original order.
   e. In classics and when a class is held on an outside course, brilliance should be emphasized.
2. Circling once upon entering the ring and once upon leaving is permissible.
3. In all classes over obstacles, all horses being considered for an award must jog for soundness using either Option A or Option B below. (Exception: sections or classes with specifications that do not require horses to jog, and unrated classes). Management must state in the competition prize list which method of jogging will be used. Horses/ponies that are unsound will be eliminated and ineligible for an award in that class. The judge's decision regarding soundness is final.

   Option A: Horses/ponies are required to trot a circle on a loose rein at the end of each over fences performance. Horses/ponies may be asked to return to the ring and trot another circle at the judge's discretion.

   Option B: Horses/ponies will be jogged together with the rider unmounted in the judge's order of preference. Two additional entries in addition to the number of ribbons must jog if there are sufficient entries. Horses/ponies may be asked to re-jog at the judge's discretion. A horse/pony may not leave the ring until the job has been declared official by the judge, or it will be eliminated. A horse that is unruly, one that breaks away from the handler or one whose actions threaten to endanger the rider, handler, other exhibitors or their entries will be eliminated. (Exception: Hunter Breeding and Pony Breeding). A horse may not be eliminated for receiving outside assistance in the jog. In classes restricted to ponies a junior must jog the pony for soundness.
4. In classes over obstacles, competitors cannot be requested to show at a walk, trot and canter or to re-jump the course unless eliminations are held. If eliminations are held, the finals are judged as an independent class.
5. After all competitors have had an opportunity to compete over a course in the High Performance Hunter and Performance Hunter section, competitors with faults which would eliminate the competitor from the ribbons, may be excused by the judge at management's discretion, provided four (4) more competitors than the number of ribbons awarded have completed the course. In Green Hunter classes riders are encouraged to withdraw after a major fault.
6. In cases of broken equipment or loss of shoe while competing, the rider or handler may choose to continue without penalty. If they decide to stop to address the situation that rider/handler will be eliminated. In the case of the jump(s) falling over due to weather or act of God, the rider must remain in the ring until receiving instructions from the judge(s) or be eliminated. In this instance, the decision of the judge(s) is final.

7. In the event of elimination, the horse must exit the ring immediately.
8. Obstacle Not Properly Set. If a competitor jumps an obstacle that has not been reset, or has been reset improperly, due to it being downed by a previous competitor, the weather, or some other factor, the competitor receives no penalty. However, if the competitor knocks down the obstacle they will be penalized accordingly.
9. Results Record. Competitors in an over fences class shall have the following reasons recorded as applicable on the official show results as follows:
    a. Did Not Compete (DNC) indicates that the competitor failed to enter the arena for the class. Riders can also scratch from classes, including in the rated sections. The competitor will not receive a refund but each horse's respective record will show that the horse did not compete in the scratched classes.
    b. Did Not Place (DNP): All other competitors that competed but did not place in the ribbons or earn a different recording will be recorded as Did Not Place.
    c. Judges are encouraged to mark their cards with (RT) for competitors who entered the arena but voluntarily retired before completing the course; (EL) for competitors that were eliminated; and (OC) for competitors that did not adhere to the course as documented and were subsequently eliminated.

HU119 Definition of Competed

A horse has competed in an over fences class when the horse's entry number and a score for at least the first jump are recorded on the judges card. A horse failing to complete the entire course is not eligible to receive points, awards, or prize money. A horse has competed in an under saddle class when the horse has entered the ring. When three or fewer horses compete in an under saddle class, all horses' numbers must be listed on the judges card regardless of whether they receive an award.

HU120 Definition of Completed

A horse has completed an over fences class when the horse completes the posted course and a score is recorded on the judge's card. A horse failing to complete the entire course is not eligible to receive points, awards, or prize money, nor will it be counted in the number of entries necessary to fill a class or section. A horse has completed an under saddle class when the horse has executed all the gaits required and remains in the ring until the class has lined up.

HU121 Soundness

All horses must be serviceably sound. All horses being considered for an award must jog for soundness (Exception: Under Saddle classes, sections or classes with specifications that do not require horses to jog, in unrated classes). See HU118 for methods of jogging for soundness. Horses/ponies that are unsound will be ineligible for an award in that class. The judge's decision regarding soundness is final. See HU118 for methods of jogging for soundness. Horses/ponies that are unsound will be eliminated and ineligible for an award in that class. The judge's decision regarding soundness is final.

HU122 Conformation

Quality, substance and soundness. Judges must penalize but not necessarily eliminate horses with structural faults, defects and blemishes (such as pin firing) in areas which might impair their activity and durability. Horses must be stripped for conformation judging in any class. (Exception: Under Saddle classes.)

HU123 Performance

1. An even hunting pace, manners, jumping style together with faults and way of moving over the course. Manners to be emphasized in Ladies and Amateur classes; brilliance in Corinthian and Formal Hunting Attire classes.

2. When the class is held in a ring, the performance starts as the competitor enters and ends when they leave. When the class is held outside, the performance starts at any spot designated by competition management and ends at any spot so designated. If the start and finish are not clearly set forth, it is suggested that a judge consider the start approximately 50' before the first obstacle and the finish approximately 50' after the last.

HU124 Faults

1. The following faults are scored according to the judge's opinion and depending on severity or division, may be considered minor or major faults.
   a. Rubbing the jump
   b. Swapping leads in a line or in front of a jump
   c. Late lead changes
   d. Spooking
   e. Kicking up or out
   f. Jumping out of form
   g. Jumping off the center line of jump
   h. Bucking and/or playing
   i. Adding a stride in a line with a related distance
   j. Eliminating a stride in a line with a related distance
   k. Striking off on a wrong lead on the courtesy circle. (May be corrected with either a simple or flying change of lead)
2. The following are considered major faults.
   a. Knockdown
   b. Refusal
   c. Refusal or stopping while on course
   d. Crossing the track. A track is established once a horse has landed from a fence or completes a required test and follows the horse until the consecutive fence is jumped or the next test is executed. Upon completion of each consecutive fence or performance of the next test, the track is erased. Crossing a track between obstacles and/ or required tests shall constitute a disobedience and will be penalized by the judge(s). Exceptions
      1. A course diagram that requires a rider to cross their track
      2. Snake or multiple panel jumps that are jumped consecutively
   e. Dangerous jumping
   f. Addressing a jump - coming to a stop in front of a jump in order to show the jump to the horse.
   g. Completely missing a lead change
   h. Adding or eliminating a stride in an in and out
   i. Breaking stride, or Trotting while on course. (Exceptions-Where posted on the course diagram i.e. trot jumps, steep banks, etc., and also as outlined above in HU124.1k. Striking off on a wrong lead on the courtesy circle.)
3. The following constitute elimination:
   a. Three refusals (Exception: USEF Pony Hunter National Championship, USEF Junior Hunter National Championship, and the national USHJA International Hunter Derby Championship exhibitors will be eliminated after two cumulative refusals).
   b. Off course
   c. Jumping course before it is reset
   d. Bolting from the ring
   e. Fall of horse and/or rider (rider shall not remount in the ring).
   f. Stopping for loss of shoe or broken equipment
   g. In model classes, a horse or pony that breaks away from the handler or one whose actions threaten to endanger the rider, handler, other exhibitors or their entries.
   h. Hunter Breeding and Pony Breeding classes, a horse or pony whose actions threaten to endanger any humans or equines in the ring.

SUBCHAPTER HU-7 CONDUCT OF CLASSES

HU125 Back to Back Classes

No more than two rounds may be ridden back to back. In sections where three classes over fences are held on one day and the section has eight or fewer exhibitors, all three over fences classes may be held using back to back rounds with the judge's consent. Classes using this format must be jogged, if required, and pinned separately, following the last class. Management may not require back to back rounds in rated classes. Management may not require a judge to score more than three classes concurrently. Classes run back to back must be in the same division (i.e. Hunter or Equitation). Exception: USEF Pony Medal and WIHS Equitation Hunter Phase.

HU126 Jumping Order

1. If a jumping order is established it must be posted in a conspicuous place at least one-half hour before the class. The jumping order must be legible to a mounted rider. If a jumping order is used throughout the section, a systematic rotation of the starting list must be employed so that a complete cycle is made during the competition. Failure to enter the ring within one minute after an audible signal to proceed is given incurs elimination. The time limit for entering the ring must be enforced by competition management. Management may permit a rider to compete out of order to minimize delays and in case of class conflicts.
2. Establishing the Order. (Either manually or via computer) The jumping order for the first round must be established by one of the following procedures:
   a. The horses' names are drawn individually, starting with the first position and then working down
   b. The horses' names are listed and their positions drawn
   c. The horses' names and the positions are both drawn
   d. The horses' names are listed (with multiple rides pre-spaced) with the first name drawn becoming the first horse to compete in the first round, the remaining horses following from that point (i.e., the horses' name after the one drawn first is second, the next one third, etc.).

HU127 Entry Fees

1. In rated sections in which individual class entry is permitted under these rules, competitions are prohibited from requiring a combined entry fee. A horse that is entered in a section that requires a combined entry fee may be entered in individual classes in another section for which it is qualified. (Exception: the horse may not be entered in the stake class unless it has met all qualifications.) A horse that is exhibited in the first performance class of rated section must pay a combined entry fee, unless otherwise permitted in this chapter. After the first performance class exhibitors may enter individual classes at management's discretion.
2. A Model class may not be included in a combined entry fee. It must always be offered separately as an optional class.

SUBCHAPTER HU-8 HUNTER SECTIONS

HU128 General

Hunter classes are to be judged on performance, way of moving and soundness. All horses being considered for an award must be serviceably sound.

HU129 Under Saddle and Hack Classes

1. In Under Saddle and Hunter Hack classes, horses are shown at a walk, trot and canter both ways of the ring. Light contact with the horse's mouth is required. Horses should be obedient, alert, responsive and move

freely. They should not be eliminated for slight errors. Judges may ask horses to hand gallop collectively, one way of the ring. (Exception: green classes.) No more than eight will be asked to hand gallop at one time. (Exception: Hunter National Championships see Championship Specifications) All horses being considered for an award must be serviceably sound. Judges must work competitors in groups of (20) or less or they must work a larger group in one direction, line up their selected competitors before working those remaining on the rail in the second direction, excusing the unselected competitors, and judging the selected competitors in the second direction.

2. To be eligible for a Model or Under Saddle class counting toward a Championship in any rated hunter section, horses must be entered in at least one full point class over obstacles in the same section during the competition. To maintain awards or points won in the aforementioned classes the competitor must complete the course in at least one class.

HU130 Non-rated Classes

1. The following classes have no point value for Championships or for Horse of the Year Awards. Judging percentages are left to the discretion of competition management. (Exception: Hunter Hack for Ladies Side Saddle.) Unrated classes are not required to jog for soundness.
   a. MAIDEN, NOVICE, LIMIT HUNTERS. Open to horses which have not won a blue ribbon, three blue ribbons, six blue ribbons in Hunter over fences classes at Regular Competitions.
   b. HUNTER HACK. To be shown at a walk, trot and canter both ways of the ring. At least eight horses, if available, are required to jump two obstacles and gallop one way of the ring. Horses are not to gallop in Green Hunter classes.
   c. BRIDLE PATH HACK (Hunter type). To be shown at a walk, trot and canter and hand gallop. To back easily and stand quietly. Emphasis is placed on actual suitability to purpose.
   d. THREE-YEAR-OLD HUNTER. Section must include two or three Over Fences classes and one Under Saddle class with a Championship and Reserve Championship awarded. If possible, this section should be held immediately after the Three-Year-Old Hunter Breeding class. Courses are to be simple. One Over Fences class must be judged on at least 25% conformation.
   e. Walk-Trot.
      1. Classes that the exhibitor is asked to walk and trot only. These classes are exempted from non-member fees per GR901.9(5).
      2. The horse must give the appearance of being a safe and suitable mount for the class. The safety of all exhibitors is of primary concern in walk-trot Hunter, walk-trot pleasure and walk-trot equitation classes.

HU131 Hunter Eligibility and Green Eligibility Status for Horses

1. In all cases, the Hunter eligibility and green status of the horse is the responsibility of the owner.
2. Hunter eligibility for a horse begins when a horse of any age, competes for the first time in any over fences class with jumps at three feet (3’0”) in height or higher in any Hunter or Hunter/Jumping Seat Equitation classes or sections held at a Federation or Equine Canada licensed competition. Any previous jumper experience attained prior to the horse competing in its first Hunter or Hunter/Jumper Seat Equitation class at 3’0” or above shall not impact the horse’s green status. Once a horse begins competing in any of the classes mentioned above, however, competing in comparable jumper classes will impact a horse’s green eligibility in the same manner as Hunter or Hunter/Jumping Seat Equitation classes.
3. Once a horse begins its Hunter eligibility by competing in Hunter or Hunter/Jumping Seat Equitation classes or sections at 3’0” or higher held at a Federation or Equine Canada licensed competition the following statements apply:
   a. Green Hunter 3’/3’3”: A horse in its first competition year of showing in classes with fence heights of 3’0’ - 3’5” is eligible for Green Hunter 3’0” and 3’3” for a total of two competition years (not necessarily consecutive). During a horse’s Green Hunter 3’0” and 3’3” years:

1. Horses competing in classes at 3’6”: Once a horse competes in any Hunter, Hunter/Jumping Seat Equitation, or Jumper class at a Federation or Equine Canada licensed recognized competition with fence heights of 3’6” (or 1.10m), it will be deemed is no longer eligible to compete in the Green Hunter 3’0”section but remains eligible to compete in the Green Hunter 3’3” section.
2. Horses competing in classes higher than 3’6”: Once a horse competes in any Hunter, Hunter/Jumping Seat Equitation, or Jumper classes at Federation or Equine Canada licensed competitions with fences higher than 3’6” (or 1.10m), it shall no longer be eligible for the Green Hunter 3’ or 3’3”sections.
3. A horse that competes in any Hunter, Hunter/Jumping Seat Equitation, or Jumper classes at a Federation or Equine Canada licensed competition with fence heights of 3’6” (or 1.10m) during more than four (4) competitions shall no longer be eligible to compete in the Green Hunter 3’3” section.
4. Once a horse competes in a Federation or USHJA National Championship/Event with fence heights of 3’6” (or 1.10m) or higher it is no longer eligible for the Green Hunter 3’0” or 3’3” sections.

b. Green Hunter 3’6”: A horse in its first competition year showing in classes with fence heights 3’6” (or 1.10m) or higher is eligible for the Green Hunter 3’6” section for one competition year. Exception: see points 1 and 2 below.
   1. A horse shall remain eligible for the Green Hunter 3’6” section in a future year if it meets the following criteria:
      a. Has not competed at more than four (4) competitions in one competition year prior to August 1 at Federation or Equine Canada licensed competitions in any Hunter, Hunter/Jumping Seat Equitation, or Jumper classes with fence heights of 3’6” (or 1.10m).
      b. Has not competed at any Federation or Equine Canada licensed competitions in any Hunter, Hunter/Jumping Seat Equitation, or Jumper classes with fence heights of higher than 3’6” (or 1.10m).
      c. Has not competed at any Federation or Equine Canada licensed competitions in any Hunter, Hunter/Jumping Seat Equitation, or Jumper classes with fence heights of 3’6” (or 1.10m) or higher on or after August 1.
      d. Has not competed in a Federation or USHJA National Championship/Event with fence heights of 3’6” or higher.
   2. Should a horse meet all of the above criteria, its Green Hunter 3’6” year may be postponed for a future competition year. The next competition year during which a horse competes in any Hunter, Hunter/Jumping Seat Equitation, or Jumper classes of 3’6” or higher at a Federation or Equine Canada licensed competitions shall be considered the horse’s Green Hunter 3’6” year.

c. Green Hunter 3’9”: A horse in its second competition year (not necessarily consecutive) of showing in classes with fences 3’6” or higher is eligible for the Green Hunter 3’9” section for one competition year.
   1. Following a horse’s Green Hunter 3’6” year, it is eligible to compete in the Green Hunter 3’9” section for one year. That one year will commence the next competition year that the horse competes in any Hunter, Equitation, or Jumper class at a Federation or Equine Canada licensed competition with fence heights of 3’6” (or 1.10m) or higher.
   2. A horse that has completed its Green Hunter 3’9” year is no longer eligible for any Green Hunter section. Exception: A horse shall remain eligible for the Green Hunter 3’9” section in one future year if it meets the following criteria:
      a. During its Green Hunter 3’9” year the horse has not competed at more than four (4) competitions in one competition year prior to August 1 at Federation or Equestrian Canada licensed competitions in any Hunter, Hunter/Jumping Seat Equitation, or Jumper classes with fence heights of 3’6” (or 1.10m) or higher.
      b. Has not competed at any Federation or Equestrian Canada licensed competitions in any Hunter, Hunter/Jumping Seat Equitation, or Jumper classes with fence heights of 3’6” (or 1.10m) or higher on or after August 1.
      c. Has not competed in a Federation or USHJA National Championship/Event with fence heights of 3’6” or higher.

4. In all cases, fence heights will be determined by the specifications of each section regardless of whether or not the fences are actually set at the regulation height.
5. If a competition starts prior to or on November 30th Green status at the start of the competition is maintained throughout the competition.

HU132 Green Hunter Sections

1. A horse may compete in only one Green Hunter fence height section at any one competition.
2. Green Hunters are divided into Green 3', Green 3'3", Green 3'6" and Green 3'9".
3. Green Hunters are required to jog for soundness.
4. Premier or National rated Green Hunter 3'6" and 3'9" sections must offer an over fence class as a Handy Hunter. A Handy Hunter class may be offered in any Green Hunter 3'0" and 3'3" sections but is not required.

HU133 Young Hunter Eligibility and Status for Horses

1. Young Hunter age restrictions are defined as:
   a. Young Hunter 5 and under
   b. Young Hunter 6 and under
   c. Young Hunter 7 and under
2. Horses eligible for the Young Hunters may begin competing in any Young Hunter height section for which they are eligible.
3. The Young Hunter section is open to any age-verified horse eligible by age regardless of competition experience.
4. A horse is eligible to compete in an age-restricted Hunter class from December 1 of the competition year in which they reach the applicable age at any time during that same competition year.
5. Age of horse must be verified in accordance with Federation policies and procedures prior to competing for awards in the Young Hunter sections. Age can be verified using only the following documents:
   a. Registration papers, Certificate of Pedigree, or passport issued from a breed or sport horse registry approved by the Federation.
   b. Horse Identification Document issued by a breed or sport horse registry approved by the Federation that states the registered name of the horse, the registration number of the horse and age of the horse.

HU134 Young Hunter Sections

1. A horse may compete in only one Young Hunter fence height section at any one competition.
2. Young Hunters are not required to jog for soundness.
3. A Handy Hunter class may be offered in the Young Hunter sections but is not required.

HU135 High Performance, Performance, Small Hunter and Thoroughbred Hunter – Definition and Classifications

1. A High Performance or Performance Hunter is a horse of any age and is not restricted by previous showing. High Performance Hunters and Performance Hunters are required to jog for soundness.
2. High Performance Hunter
   a. Championships must be offered in accordance with HU154.
   b. Number of classes and prize money must be offered in accordance with GR312.6.
   c. Individual classes may be entered. (Exception: Under Saddle classes. See HU129.2)
   d. In a section with three (3) classes, the under saddle will count half points towards champion and reserve.
   e. The High Performance section must offer the greatest amount of prize money of all hunter sections at the competition. (Exception: When the High Performance Hunter section is combined with the Performance Hunter or the Green Hunter, see HU166)
3. Performance Hunter 3'6"

   a. Championships must be offered in accordance with HU154.
   b. Number of classes and prize money must be offered in accordance with GR312.6.
   c. Individual classes may be entered. (Exception: Under Saddle classes. See HU129.2)
   d. In a section with three (3) classes, the under saddle will count half points towards champion and reserve.
4. Performance Hunter 3’3”
   a. Championship and Reserve must be offered in accordance with HU154.
   b. Number of classes and prize money must be offered in accordance with GR312.6.
   c. Individual classes may be entered. (Exception: Under Saddle classes. See HU129.2)
   d. In a section with three (3) classes, the under saddle will count half points towards champion and reserve.
5. Small Hunter
   a. Fences set at 3’.
   b. Championships must be offered in accordance with HU154.
   c. Individual classes may be entered.
   d. A small Hunter is a horse over 14.2 hands and not to exceed 16 hands.
   e. A measurement card is required for all horses entered as per HJ127.
   f. Small Hunters are not required to jog for soundness.
6. Thoroughbred Hunter
   a. Thoroughbred restricted classes are open only to horses that are registered with USHJA and are in possession of Breed Registry papers. Horses must have been either registered with The Jockey Club or meet one of the criteria below. All horse shows must require riders to verify registration on the day of the horse show through one of the following methods:
      1. The Jockey Club Certificate of Foal Registration or a copy thereof
      2. The horse’s lip tattoo, the horse’s 5-cross pedigree and the successful tattoo lookup result from The Jockey Club’s Tattoo Identification Services, (located at www.registry.jockeyclub.com)
      3. If neither of the above is available, a letter from The Jockey Club verifying the horse’s identity.
   b. Cross entry into other sections is allowed unless otherwise stated in the prize list.
   c. Championships must be offered in accordance with HU154.
   d. This section will be rated for Zone Horse of the Year Awards as per GR312.6.
   e. Thoroughbred Hunters are not required to jog for soundness.
   f. Individual classes may be entered. (Exception: Under Saddle classes. See HU129.2).

HU136 Conformation Hunter Sections

1. Model Classes for Green Conformation Hunter 3’6” and High Performance Conformation Hunter:
   a. To be shown at a walk and trot. To be judged on conformation, way of moving and soundness.
   b. All horses being considered for an award must be serviceably sound.
   c. Model classes to count 1/2 points. Points will be awarded even if less than three entries compete.
2. In a combined section, if a horse is eligible for more than one section; the exhibitor must declare to the Competition Secretary which height section the points are to count toward.
3. No horse may compete in more than one height section of a combined division.
4. No credit will be given in combined sections unless three entries have competed.
5. A horse must be eligible for the Green Hunter 3’6” in order to be eligible for Green Conformation Hunter 3’6”.
6. High Performance Conformation Hunter fences to be 3’9” and open to all horses.
7. All Conformation sections are to be judged 70% on performance, 30% on conformation.
8. When Option A jog is used, eight entries (if there are sufficient entries) must be called back to the ring at the end of the class to be judged for conformation. If competitors do not return for conformation, they will be eliminated for failing to complete the requirements of the class.
9. When Option B jog is used, two (2) additional entries in addition to the number of ribbons (if entries allow) must be called back to the ring at the end of the class to be judged for conformation.
10. Conformation Hunters are required to jog for soundness.

BOD 06/17/2025 Effective 12/1/2025

HU137 Amateur Owner Hunter

1. To be ridden by Amateur Owners or an amateur member of the owner's family. In either case classes are restricted to riders who are no longer eligible to compete as junior exhibitors. Leased horses are not eligible and multiple ownership is not permitted unless all owners are members of the same family.
2. An amateur who competes for a person outside of their family may not compete in a class restricted to Amateur Owners at the same competition. Exceptions:
   a. Equitation classes
   b. Under Saddle classes
   c. A maximum of one (1) horse not owned by the rider, or their family, in jumper sections and a maximum of one (1) horse not owned by the rider or their family in Hunter sections, in classes not restricted to amateur owners. (For Amateur rules please see GR1306)
3. To be judged on performance and soundness. If conformation is to be judged, it may not count more than 25%. All horses being considered for an award must be serviceably sound.
4. If an Under Saddle class is divided by age and a rider has two or more horses entered, provided at least one horse is ridden by the Amateur Owner or an amateur member of the owner's family, the additional horse(s) entered may be ridden by another amateur regardless of rider's age.
5. Cross entry. Riders may cross enter between the Amateur Owner 3'3" and/or the Amateur Owner 3'6" sections. Horses may not cross enter between the sections.
6. Amateur Owner Hunters are required to jog for soundness.

HU138 Adult Amateur

1. Competitions must offer Adult Amateur Hunter sections in accordance with the specifications of the applicable USHJA zone. The following specifications will apply for the Adult Amateur Hunter section unless address by specific USHA Zone specifications (available at www.ushja.org):
   a. To be ridden by exhibitors who have reached their 18th birthday as of December 1 of the current competition year and who hold a current Federation Amateur Status.
   b. Horses and riders entered in the Adult Amateur Hunter sections may not compete in the Amateur Owner section at the same competition. Riders entered in the Adult Amateur Hunter sections may not compete in any other class in which obstacles are required to exceed 3'9" (1.15m) at the same competition.
   c. Horses may be entered in Junior Hunter sections at the same competition if ridden by a member of the same family.
   d. Cross entry into other sections is allowed unless otherwise stated I the prize list.
2. To be judged on performance and soundness, suitability to count. All horses being considered for an award must be serviceably sound.
3. If an under saddle class is divided by age and a rider has two or more horses entered, all riders must be amateurs but need not be eligible by age.
4. When a section is divided by age of rider no horse may compete in more than one section.
5. Individual classes may be entered. (Exception: Under Saddle classes. See HU129.2).

HU139 Low Adult Amateur

1. Competitions must offer Low Adult Amateur Hunter sections in accordance with the specifications of the applicable USHJA zone. The specifications as shown below will apply unless addressed by specific zone specifications (available at www.ushja.org):
   a. To be ridden by exhibitors who have reached their 18th birthday as of December 1 of the current competition year and who hold a current Federation Amateur Status.
   b. Riders may not cross enter into any class or section where fences exceed 2'9" at the same competition (Exception 3'0" Equitation).
2. Individual classes may be entered. (Exception: Under Saddle classes. See HU129.2).

HU140 Hunter Eligibility and Green Status for Ponies

1. In all cases, the Hunter eligibility and green status of the pony is the responsibility of the owner.
2. Determining Hunter eligibility for ponies. Hunter eligibility for a pony begins when a pony of any age, competes for the first time in any over fences class with jumps at 2’3” or higher for small ponies, 2’6” or higher for medium ponies and 2’9” or higher for large ponies in Hunter or Hunter/Jumping Seat Equitation classes or sections held at a Federation or Equine Canada Licensed competition in North America.
   a. For the purposes of eligibility, equivalent heights are:
      2’3” .70 meter
      2’6” .80 meter
      2’9” .85 meter
      3’0” .90 meter
3. Determining Green Status for ponies. Ponies that have not broken their Green Status must jump less than their regulation height or their Green Status will be broken. The Green status of a pony is determined by the following factors in competition experience at Hunter or Hunter/Jumping Seat Equitation classes or sections held at a Federation or Equine Canada Licensed competition in North America:
   a. The height of fences (determined by the class, section or division specifications) over which a pony has competed.
   b. The number of competition years a pony has competed at regulation height. A pony that has competed in such classes for more than two (2) competition years is no longer eligible to compete in the Green section.
4. In all cases, fence heights will be determined by the specifications of each section regardless of whether or not the fences are actually set at the regulation height.
5. If a competition starts prior to or on November 30th, Green status at the start of the competition is maintained throughout the competition.
6. Green Pony Status.
   a. A green pony is a pony not exceeding 14.2 hands of any age, which is eligible to compete in the Green Pony section. A pony’s Green Hunter eligibility, regardless of age, begins the first time the pony competes in any over fences class with jumps at 2’3” or higher for small ponies, 2’6” or higher for medium ponies and 2’9” or higher for large ponies in Hunter or Hunter/Jumping Seat Equitation classes or sections held at a Federation or Equine Canada Licensed competition in North America.
   b. A pony is eligible to compete as a Green Pony for a maximum of two (2) years (not necessarily consecutive), regardless of age or change to measurement status. A pony that has changed height sections in its green years may complete the green years at its new height.
   c. A green pony may also compete in the Regular Pony Hunter section at its respective height.
   d. Once a pony begins competing in any class that restricts Green status, the following restrictions apply for Jumper classes held at a Federation or Equine Canada Licensed competition:
      1. Small Ponies are not permitted to compete in any Jumper classes with fence heights at or above .70 meters or they will lose their green status.
      2. Medium Ponies are not permitted to compete in any Jumper classes with fence heights at or above .75 meters or they will lose their green status.
      3. Large ponies are not permitted to compete in any Jumper classes with fence heights at or above .85 meters or they will lose their green status.
   e. A pony that is green eligible may only compete in the Green Pony Hunter section one time at the USEF Hunter Pony Championship. If the pony competes in the Green Hunter Pony section at this competition it must be the pony’s first time competing at the USEF Hunter Pony Championship.

HU141 Ages, Sizes and Restrictions for Ponies

1. No animal may be shown in a performance class in this division unless the owner possesses a current measurement card or valid measurement form issued by the Federation (see HJ127).

2. Regular classes are open to all ponies not exceeding 14.2 hands. Qualifications must follow as nearly as possible those outlined for Hunters.
3. Small ponies:
   a. Small ponies are not to exceed 12.2 hands
   b. No junior over 12 years of age may ride in a Regular Small Pony Hunter Section.
4. Medium ponies:
   a. Medium ponies are over 12.2 and do not exceed 13.2 hands
   b. No junior over 14 years of age may ride in a Regular Medium Pony Hunter Section.
5. Large ponies:
   a. Large ponies are over 13.2 and do not exceed 14.2 hands.
6. Green ponies:
   a. Riders under the age of 18 years may ride in any Green Hunter Pony section. The rider age restrictions for the Regular Hunter Pony sections do not apply to the Green Hunter Pony section.
7. Riders under 18 years of age may ride for other exhibitors who have more than one entry in the Under Saddle class and/or exhibit the pony in the model class.
8. Ponies must be handled by junior exhibitors in all phases of a class, except in breeding classes in-hand.
9. Restrictions:
   a. Stallions are prohibited from all Pony Hunter classes except breeding classes.
   b. Number that may be shown:
      1. No rider may show more than three ponies in any Green Pony Hunter height section.
      2. In the Regular Pony Hunter sections, a rider may ride three ponies in one height section and a maximum of two ponies in each remaining height section at Premier rated competitions.
      3. At National or Regional rated competitions, a rider may ride a maximum of 3 ponies in each height section.
   c. Junior riders showing ponies cannot compete in any class where fences may be set higher than 3’6” at the same competition (Exception Junior Jumper classes held below 1.20m, USHJA International Hunter Derby, Pony Jumpers, WIHS Equitation Jumper Phase and junior riders competing in Green Pony but not Regular Pony division(s)).

HU142 Pony Hunter and Green Pony Hunter

1. Manners of the pony and suitability of the pony to the rider must be emphasized in all classes. Extreme speed must be penalized. Suitability of a pony for a rider is determined by height of rider as related to the height of the pony. Judges must penalize but not necessarily eliminate an entry not having such suitability and manners.
2. Class Specifications.
   a. Classes are the same as those listed for Hunters. Maiden, Novice, Limit and Green Ponies are not to gallop.
   b. Conformation must not exceed 25% in any class except a Model class.
   c. Appointment classes are prohibited in all competitions. Uniformity and similarity may count 15% in Team and Pair classes.
   d. Model and Conformation classes should occur on the same day. If a Model class is held it must be the first class held in any section.
   e. In Conformation classes, when Option B jog is used two (2) additional entries in addition to the number of ribbons (if entries allow) must be called back to the ring at the end of the class to be judged for conformation. When Option A jog is used, eight entries (if there are sufficient entries) must be called back to the ring at the end of the class to be judged for conformation. If competitors do not return for conformation, they will be eliminated for failing to complete the requirements of the class.
3. Separate Championships must be offered when all classes are divided into height sections but cannot be offered unless they are divided. See HU154 – HU157 for all requirements.
4. Championships. Show Champions and Reserve Champions are selected as outlined in GR808.
5. Pony Hunters and Green Pony Hunters are required to jog for soundness.

HU143 Junior Hunter 3’3” and 3’6”

1. Riders must not have reached their 18th birthday (See GR128).
2. All horses showing in the small Junior Hunter Section at Regular Competitions must have a Federation measurement card.
   a. A large Junior Hunter is over 16.1 hands, or any horse without a Federation measurement card, regardless of size.
   b. A small Junior Hunter is 16.1 hands and under with a Federation measurement card.
   c. Any Junior Hunter measuring from one section to another will not maintain points from prior section.
   d. Beginning December 1, 2023, and ending November 30, 2024, a one-time application may be made for Junior Hunters with a Large Junior Hunter standard measurement card to be measured for a new measurement card.
      1. During this transition period, there will be no penalties for these horses to obtain a new measurement card and horses may immediately begin competing in the new section.
      2. If a horse measures from the Large Junior Hunter section to the Small Junior Hunter section, only points earned in the Small Junior Hunter classes will be credited toward Horse of the Year awards.
      3. If a horse measures from the Large Junior Hunter section to the Small Junior Hunter section, points earned in the Large Junior Hunter section from the previous competition year will count toward qualification for competitions operating under HJ126.
3. Junior Hunter. In all classes manners will be emphasized and extreme speed will be penalized.
4. Conformation is not to exceed 25% in any class except a Model class. In Junior Working Hunter sections no more than 50% of the classes may be judged on conformation.
5. Show championships:
   a. Separate Championships must be offered when all classes are divided but cannot be offered unless they are divided.
   b. The Champion and Reserve titles are awarded to the top two of the four horses which have acquired the most points performing over a regulation course in the Junior Hunter section. In addition to these points only these horses will receive half points for ribbons won in Model classes and full points for ribbons won in Under Saddle classes if otherwise qualified. The prize list must specify which classes will count.
6. Restrictions for all Junior Hunter sections:
   a. Stallions are prohibited from all Junior Hunter classes.
   b. Ponies may not be entered in Junior Hunter classes if Pony Hunter classes are offered at the same competition.
   c. Horses cannot be entered in more than one age section of the same class.
   d. If two or more sections are offered, horses cannot be entered in more than one section.
   e. Number of horses ridden
      1. In Premier or National rated Junior Hunter sections divided by age of rider only, no exhibitor may ride more than two (2) large and two (2) small Junior Hunters in any section.
      2. In Premier or National rated Junior Hunter sections offered by the height of horse, an exhibitor may not ride more than two (2) horses in any section. If sections offered by height of horse are combined, an exhibitor may not ride more than two (2) large and two (2) Small Junior Hunters in the combined section.
      3. In Premier or National rated Junior Hunter sections divided by height of horse and age of rider an exhibitor may not ride more than two (2) horses in each section.
      4. In Regional rated Junior Hunter sections, no exhibitor may ride more than three (3) horses in a class.
7. Junior Hunter 3’3” restrictions:
   a. Riders may not cross-enter into any class at 3’6” or higher in the Hunter division, higher than 3’9” in the Equitation division or higher than 1.25m in the Jumper division at the same competition.
   b. Horses entered in the Junior Hunter 3’3” section may not cross-enter into the Junior Hunter 3’6” section at the same competition.

© USEF 2026

8. If the Junior Hunter section is split by height of animal, the horse may be shown over fences by different riders as long as they are from the same age group.
9. Any junior rider may show a Junior Hunter under saddle.
10. Junior Hunters are required to be evaluated for soundness using one of the methods in HU118.3.

HU144 Children's Hunter Sections

1. If fence heights are changed to accommodate ponies in Children's Hunter classes, measurement cards in accordance with HJ127 are required for all entries.
2. Children's Hunter
   Competitions must offer Children's Hunter sections in accordance with the specifications of applicable USHJA Zone. The following specifications will apply for the Children's Hunter section unless addressed by specific USHJA Zone specifications (available at www.ushja.org):
   a. To be ridden by exhibitors who have not reached their 18th birthday as of December 1 of the current competition year.
   b. Restrictions:
      1. Riders entered in Children's Hunter sections may not compete over fences in any other class at the same competition in which obstacles are required to exceed 3'3". (Exception: USHJA National Hunter Derby).
      2. Horses and ponies entered in Children's Hunter classes may not cross enter into Junior Hunter 3'6" sections or Pony Hunter sections at the same competition.
      3. Horses entered in Children's Hunter classes may be shown in the Amateur Owner Hunter section at the same competition if ridden by a member of the child's family.
      4. Cross entry into other sections is allowed unless otherwise stated in prize list.
      5. Stallions are prohibited from all Children's' Hunter classes.
      6. If two or more sections are offered, horses cannot be entered in more than one section.
3. Individual classes may be entered. (Exception: Under Saddle classes. See HU129.2).

HU145 Low Children's Hunter Horse Sections

1. Competitions must offer Low Children's Hunter Horse sections in accordance with the specifications of applicable USHJA Zone. The specifications as shown below will apply unless addressed by specific zone specifications (available at www.ushja.org).
   a. To be ridden by exhibitors who have not reached their 18th birthday as of December 1 of the current competition year.
   b. Restrictions: Riders may not cross enter into the Children's Hunter, Large Pony Hunter, or any class/section where fences exceed 2'9" at the same competition (Exception: 3'0" Equitation).
   c. Stallions are prohibited from all Low Children's Hunter Horse classes.
2. Individual classes may be entered. (Exception: Under Saddle classes. See HU129.2).

HU146 Low Children's Hunter Pony Sections

1. Competitions must offer Low Children's Hunter Pony sections in accordance with the specifications of applicable USHJA Zone. The specifications as shown below will apply unless addressed by specific zone specifications (available at www.ushja.org).
   a. To be ridden by exhibitors who have not reached their 18th birthday as of December 1 of the current competition year.
   b. Stallions are prohibited from all Low Children's Pony Hunter classes.
2. Individual classes may be entered. (Exception: Under Saddle classes. See HU129.2).

HU147 USHJA Hunter Sections

1. USHJA Hunter 2'0". Fences 2'0", oxers are optional, combinations are not permitted. To be shown over a course of at least eight (8) fences.
2. USHJA Hunter 2'3". Fences 2'3", oxers are optional, combinations are not permitted. To be shown over a course of at least eight (8) fences.
3. USHJA Hunter 2'6". Fences 2'6", combinations are permitted. To be shown over a course of at least eight (8) fences.
4. USHJA Hunter 2'9". Fences 2'9", combinations are permitted. To be shown over a course of at least eight (8) fences.
5. USHJA Hunter 3'0". Fences 3', combinations are permitted. To be shown over a course of at least eight (8) fences
6. Individual classes may be entered. (Exception: Under Saddle classes. See HU129.2).

SUBCHAPTER HU-9 HUNTER & PONY HUNTER BREEDING

HU148 General

1. Classes will only accumulate Federation Horse of the Year Points from January 1 to November 30 of the current show year (see GR1115). (Exception: Pony Hunter Breeding will accumulate Zone Horse of the Year points.)
2. Classes must be offered as printed in the prize list. Classes may not be combined however they may be split if the number of entries warrant.
3. Ribbons in all classes must be presented to the winners while in the ring.
4. At Premier and National rated competitions a handler may not exhibit more than one horse in any Hunter Breeding classes listed in HU149 or HU150. At these competitions the same handler must present the horse in all phases of the class, including the jog and lineup. Entries must be presented for conformation, walked, and/or trotted under the review of the judge. Horses must be judged for conformation before being walked and/or trotted. After completing a review of each horse in the class, the judge(s) must line up the entries in order of preference (exception see HU148 for ponies). Judge(s) then have one last opportunity to review the horses collectively, and may move horses in the lineup as preferred based on the Hunter Breeding judging standards.
5. At Regional rated competitions a handler may exhibit multiple horses in any Hunter Breeding classes listed in HU149 and HU150. At these competitions the same handler must present the horse in all phases of the class, including the jog (exception, lineup). Entries must be presented for conformation, walked, and/or trotted under the review of the judge. Horses must be judged for conformation before being walked and/or trotted. After completing a review of each horse in the class, the judge(s) may line up the entries in order of preference (exception see HU150 for ponies). Judge(s) then have one last opportunity to review the horses collectively, and may move horses in the lineup as preferred based on the Hunter Breeding judging standards.
6. A competition may not offer more than one Hunter Breeding division to count for National or Zone HOTY Awards and one Pony Hunter Breeding division to count for Zone HOTY awards.
7. Additional classes and championships may be offered but will not count towards National or Zone Horse of the Year Awards. The prize list must clearly state which classes count for Horse of the Year Awards.
8. Stallions are prohibited from Junior/Amateur Handler classes.

BOD 06/17/2025 Effective 12/1/2025

HU149 Hunter Breeding

1. The Hunter Breeding Section is open to horses only.
   a. Horses shown as a Thoroughbred must have been either registered with The Jockey Club or meet one of the criteria below. All competitions must require verification of registration on the day of the competition through one of the following methods:
      1. The Jockey Club Certificate of Foal registration or a copy thereof
      2. The horse's lip tattoo, the horse's 5-cross pedigree and the successful tattoo lookup result from The Jockey Club's Tattoo Identification Services, (located at www.registry.jockeyclub.com)
      3. If neither of the above is available, a letter from The Jockey Club verifying the horse's identity.
2. Division of Classes. Breeding classes may be divided as to a) thoroughbred, and b) other than thoroughbred and include: Foals (colts, geldings and/or fillies); Yearlings (colts, geldings and/or fillies); Two-Year-Olds (colts, geldings and/or fillies); Three-Year-Olds; Mares (3 years old or over, with or without foal); Mares (3 years old or over, without foal but having been bred); Broodmares (with foal at foot; 50% mare and 50% foal or 75% mare and 25% foal); Stallions (3 years old and over); Stallion (with 1, 2 or 3 of get; 50% stallion and 50% get or 75% stallion and 25% get). See also HU149.1 and GR907.2 for breed registry requirements.
3. Class Specifications.
   a. Breeding classes are judged on conformation, athleticism, way of moving, quality, substance, soundness and suitability to become or in the case of sires and dams apparent ability to produce or beget Hunters. Possible inheritable conformational defects are only to be considered in the case of sires and dams or prospective sires and dams. Horses are to be judged for conformation before being walked and/or trotted. Broodmares and weanlings are to walk. Yearlings, Two-Year-Olds and Three-Year-Olds are to walk and trot. Horses that are not sound are ineligible for an award. Entries should be lined up in the order of preference before the ribbons are pinned.
   b. Foals in Breeding classes may wear leather halters. All animals of yearling status and older must be shown in a bridle. Only a snaffle or straight bar bit may be used. A properly fitted in-hand leather lead and chain, such as a new market or "V" shank type may be substituted for reins. A properly fitted in-hand leather lead may also be substituted for reins. A properly fitted chain should be short enough to prevent the horse from getting it in its mouth and should never be placed over the nose or tightly under the chin.
   c. Four classes must be offered consisting of Yearlings, Two-Year-Olds, Three-Year-Olds and Best Young Horse. Classes may not be combined. Classes may be divided by sex and/or breeding and competition management is encouraged to divide classes where entries warrant. Only these classes will count for Federation Horse of the Year Awards. A Best Young Horse class must be offered and judged as a separate class. Winners in all qualifying classes may show in the Best Young Horse class. Second place winners may return. Federation Horse of the Year points will be awarded in the Best Young Horse class regardless of the number of entries.
4. Individual classes may be entered.

HU150 Pony Hunter Breeding

1. Pony Hunter Breeding classes are open to ponies.
2. The following specifications will apply for the Pony Hunter Breeding Division unless addressed by specific USHJA Zone specifications (available at www.ushja.org):
   a. Ponies in the Pony Hunter Breeding Division are not required to have a measurement card. However, a pony shall be subject to measurement by the competition steward to verify a height that does not exceed 14.2 hands.
   b. Division of Classes. Foals (colts, geldings and/or fillies); Yearlings (colts, geldings and/or fillies); Two-Year-Olds (colts, geldings and/or fillies); Three-Year-Olds (colts, geldings and/or fillies); Broodmares (with foal at foot and/or bred with a breeding certificate); Stallions (Three-Year-Olds and over); Produce of Dam (two ponies produced by the same mare); Get of Sire (two ponies sired by the same stallion). Animals shown in the Produce or Get classes must be three years of age or younger.
3. Class Specifications.

a. Breeding classes are judged on conformation, athleticism, way of moving, quality, substance, soundness and suitability to become Pony Hunters. Transmissible unsoundness is only to be considered in the case of sires and dam or prospective sires and dams. Ponies are to be judged for conformation before being walked and/or trotted. Broodmares and weanlings are to walk. Yearlings, Two-Year-Olds and Three-Year-Olds are to walk and trot. Ponies that are not sound are ineligible for an award. Entries should be lined up in order of preference before the ribbons are pinned.
b. All entries may either be shown in a bridle or a leather halter.
c. Four classes must be offered consisting of Yearlings, Two-Year-Olds, Three-Year-Olds and Best Young Pony. Classes may not be combined. Classes may be divided by sex. Management is encouraged to divide classes where entries warrant. Only these classes will count for USHJA Zone Horse of the Year awards.
d. A Best Young Pony class must be offered and judged as a separate class. Yearlings, Two-Year-Olds and Three-Year-Olds are to walk and trot. Winners in all qualifying classes may show in the Best Young Pony Class. Second place winners may return. USHJA Zone Horse of the Year points will be awarded in the Best Young Pony class regardless of the number of entries.

4. Individual classes may be entered.

SUBCHAPTER HU-10 LADIES SIDE SADDLE

HU151 Ladies Side Saddle Classes

(See also EQ105.1)

1. To be ridden by ladies who are no longer eligible to compete as junior exhibitors.
2. Stallions not permitted.
3. To be judged on performance and soundness with emphasis on manners 75%; formal hunting attire, appointments and general overall appearance of horse and rider 25%. Judges should give particular consideration to quality, condition and cleanliness of tack. Mane and tail must be braided, (Exception: roached manes or pulled tails). Judges must line up exhibitors in order of preference before checking appointments.
4. All horses being considered for an award must be serviceably sound, but are not required to jog for soundness.
5. Over Fences: To be shown over a course of at least eight fences 3’ in height. No in and out to be used.
6. Under Saddle: To be shown at a walk, trot and canter both ways of the ring in formal hunting attire with appointments. See HU151-HU153. If the Under Saddle class is not scheduled as the first class of the section, the schedule must allow at least two hours to prepare before the start.
7. Hunter Hack: To be shown at a walk, trot and canter both ways of the ring. Judges may ask for a hand gallop but no more than eight to hand gallop at one time. To jump two fences at 2’6”. To be judged on performance and soundness with an emphasis on manners. Under Saddle performance to count 50%, Over Fences performance to count 50%.
8. Three classes must be offered: Over Fences, Under Saddle and Hunter Hack.
   a. All three classes will count equally for the Championship.
   b. In cases of ties, horses are to hack off for Champion and Reserve.
   c. HOTY points will be awarded in the Over Fences classes to entries that place, provided that there are at least three horses entered and shown in the Over Fences class.
   d. At least three entries must compete in the Under Saddle class and the Hunter Hack class for HOTY points to count.
9. Individual classes may be entered. (Exception: Under Saddle classes. See HU129.2).

HU152 Ladies Side Saddle Attire

1. Hat: See GR801.2
2. Neckwear: Plain white hunting stock neatly tied and fastened with a plain gold safety pin. Latter should be horizontal.
3. Habit: Melton or other cloth of black or dark blue color, unless bona fide member of a recognized hunt whose livery color is different; then hunt livery color with hunt colors is permissible. Lining must match.
4. Breeches: Same color as habit.
5. Collar: Same material and color as coat unless bona fide member of a recognized hunt has been invited to wear the hunt colors in which case, the collar should conform to the livery of the hunt and be worn only on coats of the hunt livery color.
6. Vest: Of plain white, buff or yellow material, unless bona fide member of a recognized hunt has been invited to wear the hunt's livery in which case, the vest should conform to the livery of the hunt and be worn only with habits of the hunt livery color.
7. Buttons: Must conform to hunt livery. Usual specifications are: Brass or bone on vest. Black bone on black or dark blue coat. If bona fide member of a recognized hunt has been invited to wear the hunt button, it should be engraved with the hunt emblem, otherwise it should be plain.
8. Boots: Black, without tops: of plain black calf without tabs. Boot garters, if worn, plain black. Zippers and laces are not permitted.
9. Spur: Optional. If worn, must be regular hunting spur, without rowels—worn high on the heel.
10. Whip: Light hunting whip with thong required.
11. Gloves: Plain; heavy wash leather or brown leather gloves.
12. Rain Gloves: White or light colored rain gloves. Should be carried on off (right) side under billets and just showing in front of saddle flap.—Fingers forward, thumbs in.
13. Jewelry: Except for finger rings and small plain stud earrings for pierced ears, jewelry is not permitted.
14. Hair: With hair net, preferably in bun. Must be neat and unobtrusive.
15. Boutonniere not permitted.
16. Mane and Tail: Must be braided. (Exception: roached mane and pulled tails).

HU153 Ladies Side Saddle Tack and Equipment

1. Sandwich Case: Required for appointments. Must be combined sandwich case and flask. Sandwich case must contain a plain white-meat sandwich, crusts removed, cut on the diagonal, wrapped in wax paper; a linen handkerchief or napkin is optional and flask must contain sherry or tea.
2. Bridle: Must be either double or pelham. First definitely preferable. All leather must be flat. A cavesson noseband must be used. Rubber, laced, and plaited reins are not permissible. Stitched in leather preferred.
3. Breastplate: Optional, but preferred. All leather must be flat.
4. Martingales: Not permitted on the flat or in Hunter Hack, permitted in over fences classes.
5. Saddles: Must be plain English type. May have doeskin or suede seat and pommel. Lining may be leather or linen.
6. Girths: Triple fold leather. No elastic permitted. Cannot be shaped. Balance girth, either separate or stitched to triple fold girth, is necessary. First definitely preferable. Girth cover not permitted.
7. Irons: Should be regular side saddle iron with oval eye or safety stirrup. Should be large, workmanlike and polished, without pads.

SUBCHAPTER HU-11 SHOW CHAMPIONSHIPS

HU154 General

1. Show Championships must be offered in rated sections.
2. A Championship may not be offered in a section unless a minimum of two over fences classes and one Under Saddle class are held. A Championship will not count for points unless a minimum of three entries complete in

at least two over fences classes and one under saddle class (Exception: Ladies Side Saddle, see HU151; Performance Hunter, High Performance Hunter, and any other sections where individual classes may be entered, see HU154.3). If a competition offers more than one Under Saddle class in any one section, only one will count towards the Championship. (Exception: classes divided as to weight, height, age or breeding.) The prize list must specify the class to count.

3. The number of Championship and Reserve Championships that are awarded will be determined by the number of sections created from dividing the first over fences class. Exception: Performance Hunter 3'3", Performance Hunter 3'6", and High Performance. In order to award a section Championship in the Performance Hunter, High Performance Hunter, and any other sections where individual classes may be entered at least two (2) over fences classes per section and one (1) under saddle class must be held in which a minimum of three (3) entries complete. When multiple Championships are awarded when using the California Split method, under saddle classes with fewer than thirty (30) entries are not required to be split. When multiple Championships are awarded and only one under saddle class is held the points from the one under saddle class will be used to calculate the Championship for both sections. When a random split is used, multiple Championships may only be awarded if a minimum of two (2) over fences and one (1) under saddle class are held per section.
   a. When a Championship is offered, management must keep a score card or chart of winnings throughout the competition, which must be prominently displayed so that exhibitors may inspect it at all times. Only the first six ribbons count towards Championships regardless of the number offered.
   b. Ribbons won in classes with specifications restricting horses in any manner, will not count toward any Championship unless such classes are complementary and over the same course, affording equal opportunity to all horses competing. If, however, competition management, having reserved the right to do so in the prize list, combines two or more complementary classes because of insufficient entries, thus making one open class, ribbons won in such a class count toward the Championship.

BOD 06/17/2025 Effective 12/1/2025

HU155 Show Championship Eligibility

1. General.
   a. The Champion and Reserve Champion titles are awarded to the top two of the four horses that acquired the most points performing over a regulation course with obstacles at the full height required in the section in which shown, except under the provisions of HU151. In addition to these points, only these four horses, receive half points for ribbons won in Model classes and full points for ribbons won in one Under Saddle class. Exception: High Performance and Performance Hunter sections with three classes receive half points for the under saddle class, see HU135.
   b. The prize list must state the numbers of the full point and half point classes counting towards the Championship in each section.
2. The following classes do not count towards nor make a horse eligible for Championships: Appointment, Breeding, Local, Junior, Consolation, Maiden, Novice, Limit, Owners, Hunter Hack, Pairs, Teams and any class restricted unless complementary classes are offered. Points won in one section do not count towards nor make a horse eligible for the Championship in another section.

HU156 Ties

1. In case of a tie score the Championship and/or Reserve is awarded to the horse that accumulated the most points over fences. If horses have an equal number of points over fences and no points under saddle, the tied horses will be asked to compete in a hack off, or independent under saddle class, to be judged on soundness and performance at the walk, trot and canter. Competitors may be asked to hand gallop at the discretion of the judge. (Exception: Green Hunters and Young Hunters.) Any competitor may concede to the other if they choose not to hack off, or if both competitors agree, they may choose to break the tie with a coin toss. If horses have an equal number of points over fences, under saddle, and model (i.e. Green Conformation

Hunter 3’6” or High Performance Conformation Hunter) the tie will stand as is and both horses will receive Horse of the Year Points in their respective Champion and/or Reserve position.
2. If all tied horses are declared unsound, selection of the winner among such tied competitors is left to the discretion of the judges.

HU157 Combination Hunter Championship

All competitions with a limited number of Hunter classes, including events in more than one section (i.e. High Performance Conformation or Green Conformation Hunter 3’6”, Green, High Performance or Performance Hunter), may count points won in such classes toward a Combination Hunter Championship. A Combination Hunter Championship and Reserve are awarded to two of the four horses which have acquired the most points performing over a regulation Hunter course with fences the height required in the section in which shown. In addition to these points, only these horses receive half points for ribbons won in Model, Maiden, Novice, Limit and Green classes and full points for ribbons won in one Under Saddle class or, if not held, in one Hunter Hack class, if otherwise qualified. The prize list must specify which classes count. This Championship does not count toward a Federation Horse of the Year Award except for Amateur Owners Hunters.

HU158 Challenge Trophies

If a Challenge Trophy for a Championship is being offered in a section that has not previously been divided it must be awarded to the horse which has obtained the most points towards the Championship in its respective section. If a Challenge Trophy for a class is being offered in a class that has not previously been divided it shall be awarded to the first place winner with the best performance.

SUBCHAPTER HU-12 COMBINING AND DIVIDING OF SECTIONS OR CLASSES

HU159 General

1. Unless stated otherwise in Federation rules, a competition may offer sections as combined or divided. However, if originally offered as combined, but later divided, each subsequent divided section must offer the minimum amount of prize money offered in the original combined section (see HU160).
2. Sections must be divided or combined based on the number of entries in the first over fences class and may not be combined or divided after the first class. Exception: Performance/High Performance Working Hunter, see HU166.1b.
3. No section may be divided if there are less than 30 entries with the exception of those sections required to split sections based on the number of entries for a particular fence height, horse size, or rider age section i.e:.
   a. Exception:
      1. Green Hunter (HU166.2)
      2. Young Hunter (HU166.3)
      3. Junior Hunter (HU166.5)
      4. Amateur Owner Hunter (HU166.6)
      5. Regional rated Pony Hunter sections (HU166.8)
      6. Children’s and Adult Amateur Hunter sections refer to HU166.9; HU166.10 and sections governed by USHJA Zone Specifications.
4. Any section with 50 or more entries at the beginning of the first class must be divided. If there are 50 or more entries remaining in a section after it has been divided, the section must be redivided by every other number. Once a section has been redivided it may not be divided further.

HU160 Prize money

Whenever a section is divided, the prize money offered in each divided section must be the same as offered in the original section. Additionally, the prize money offered per class and per placing in each of the divided sections must be no less than the amounts offered in the original undivided section.

1. Prize money must be doubled whenever a section is divided.
2. Unless otherwise approved by the Federation, prize money (including exhibition class prize money), bonus money, add backs, leading rider, and/or any other award (including series awards), whether cash or in-kind, are all included in the calculation for total prize money when determining Hunter Rating. All elements of the total hunter prize money must be included and reported to the Federation in the Prize List and competition results. For purposes of these rules, cash prize money must be used to meet the minimum prize money paid as required by the relevant Hunter Rating. In-kind prizes may be awarded in addition to the cash prize money offered but the total combined value shall not exceed the maximum prize money permitted in the relevant Hunter Rating. In-kind prizes shall be valued at the fair market value of the prize.
3. Leading Rider and other series awards do not count toward USEF Horse of the Year standings or qualification for any other USEF competitions.
4. All competitions included in a series must be the same hunter rating, unless otherwise approved by the Federation.

HU161 Methods of Dividing

1. California Split (see HU162 below for definition)
2. Random Split (see HU163 below for definition)
3. Floating Split (see HU164 below for definition)
4. Junior/Amateur (see HU165 below for definition)
5. Size of Horse
6. Age of Rider

HU162 Definition of a California Split:

1. The California Split is used to divide large classes. The judge keeps track of twice the number of placings required for either ribbons or the jog order. At the completion of the jog, the judge creates two separate orders using alternating numbers in the following manner: the highest score is first in Section A, the second highest score is first in Section B, the third highest score is second in Section A, the fourth highest score is second in Section B and so on until all placings are awarded or the jog order is complete. The result is two sections of the same class being pinned separately. Competition Management may choose to split classes using the California Split after the class has started.
   Example:

Horse's Placing	Prize Awarded
1st	1st
2nd	1st
3rd	2nd
4th	2nd
5th	3rd
6th	3rd
7th	4th
8th	4th
9th	5th
10th	5th
11th	6th
12th	6th
13th	7th
14th	7th

15th	8th
16th	8th

2. Jog. The judge will call one jog order of up to twenty (20) horses. Once the horses have jogged for soundness and the jog has been made official, the A and B sections will be pinned using the California Split.
3. Under Saddle. A Section with twelve (12) or less must be judged as one class using the California Split. Sections that are judged under the California Split must have results for Section A and B. A random split will be used for under saddle classes of more than twelve (12).
4. In reckoning Championship points, the top eight horses that receive the most points in the Over Fences classes are awarded points for the Under Saddle and/or Model class(es). The Championship is awarded as follows: Horse with most points—Champion Number 1. Horse with second highest points— Champion Number 2. Horse with third highest points—Reserve Champion Number 1. Horse with fourth highest points—Reserve Champion Number 2.

HU163 Definition of a Random Split

A random split allows management to draw horses for a section either by hand or a computer-generated draw. The number of horses in each section must be equal with a variable of one.

HU164 Definition of Floating Split

A Floating Split allows management to adjust sections offered split by age in the prize list either up or down in one year increments until the minimum number of entries required for each new section has been reached. As long as the minimum requirements for splitting sections are met, management may split the sections using the age split they deem most appropriate for their competition. Rider age must be given on the entry blank.

HU165 Definition of Split by Junior Amateur

If there are 30 or more entries in a section that is open to all competitors, Competition Management may choose to divide the section and offer one of the divided sections as restricted to Juniors and Amateurs (See GR128 and GR1306-GR1307 for definition of Junior and Amateur).

HU166 Combining and Dividing Specific Sections

1. Performance Hunter and High Performance Hunter.
   a. Number to hold separate sections: Performance: four (4) and High Performance three (3). If four (4) compete and only three (3) complete (i.e. one is eliminated or retires) points will be awarded as per GR 1113.
   b. Combining
      1. At all licensed competitions, if there are fewer than four entries in either the Performance Hunter 3’3” or Performance Hunter 3’6” they must be combined, but they cannot be combined with any other Hunter sections, except High Performance Hunter. If there are four or more entries in each Performance Hunter section, they must be held separately. If the Performance Hunter 3’ 6” and the Performance Hunter 3’3” sections have fewer than three entries after they have been combined they may be further combined with the High Performance Hunter section.
      2. If there are fewer than three entries in the High Performance Hunter section it must first be combined with the Performance Hunter 3’6” section or the Green Hunter 3’9” section (or with Green Hunter 3’6”/3’9” if offered combined). If the High Performance Hunter section is combined with the Performance Hunter 3’6” section it may then further be combined with the Performance Hunter 3’3” section, but may not be combined with the Green Hunter section(s).

3. When the High Performance Hunter section is combined with the Performance Hunter section the following applies:
    a. When combining High Performance Hunter with Performance Hunters, the combined sections must offer the same number of classes offered by the Performance Hunter section(s) with which it is combined.
    b. When combining High Performance Hunter with another section, if different amounts of prize money or entry fees were offered in the original sections, the combined sections will use the lower amount for both prize money and entry fees.
4. When the High Performance Hunter section is combined with the Green Hunter section the following applies:
    a. If, after combining, there are still fewer than three entries in the combined section, it must be further combined with the Green Hunter 3’6” section
    b. If combined Green Hunter sections have fewer than three entries, they must be combined with High Performance Working Hunter.
    c. A horse that is eligible for more than one section must be declared and compete in only one. Horses will jump the respective height for the entered section.
    d. When combining High Performance Working Hunter with another section, if different amounts of prize money or entry fees were offered in the original sections, the combined sections will use the lower amount for both prize money and entry fees.
    e. When combining a section of High Performance Hunter with either a section of Green Hunter 3’6”, Green Hunter 3’9”, or both, the combined sections must offer the same number of classes offered by the Green Hunter section(s) with which it is combined. In addition, a section entry fee will be required and individual classes may no longer be entered for the combined section.
    f. The High Performance Hunter section may be combined with a combined Green Hunter 3’6”/3’9” section but may not be combined with any Green Hunter 3’3” or 3’0 sections.

c. Dividing:
    1. In Performance Hunter, High Performance Hunter and any other sections where individual classes may be entered, any class may split at 30 and must split at 50. See HU159.4. Subsequent classes may be divided once twelve (12) horses have competed in each class.
    2. For Championships, see HU154. If more than one class is California Split, championships must be awarded in accordance with the number of splits.

2. Green Hunter
    a. Number to hold separate sections: three (3).
    b. Combining:
        1. Green Hunter section(s) may not be combined with any other hunter section(s). (Exception; The High Performance Hunter section may be combined with the Green Hunter 3’6” and 3’9” sections, see HU164.1)
        2. Regardless of competition rating, each Green Hunter section that is offered separately must be held separately when there is a minimum of three entries.
        3. If there are fewer than three entries in a Green Hunter section, that section must be combined with a contiguous fence height section of the Green Hunter.
        4. If, after combining, there are still fewer than three (3) entries in the combined section, it must be further combined with the next contiguous fence height section of the Green Hunter.
        5. In the case where there are no entries in the fence height section that bridges the gap between the two non-contiguous fence height sections those two non-contiguous fence height sections may be combined.
        6. If Premier or National rated Green Hunter 3’0” and/or 3’3” sections are combined with Premier or National rated Green Hunter 3’6” and/or Green Hunter 3’9” sections a Handy Hunter class is not required. The combined sections must meet class number requirements for Premier or National rated Green Hunter 3’6” and Green Hunter 3’9” and use the lower amount for both prize money and entry fees.

7. When the High Performance Hunter section is combined with the Green Hunter section the following applies:
    a. If, after combining, there are still fewer than three entries in the combined section, it must be further combined with the Green Hunter 3’6” section
    b. If combined Green Hunter sections have fewer than three entries, they must be combined with High Performance Working Hunter.
    c. A horse that is eligible for more than one section must be declared and compete in only one. Horses will jump the respective height for the entered section.
    d. When combining High Performance Working Hunter with another section, if different amounts of prize money or entry fees were offered in the original sections, the combined sections will use the lower amount for both prize money and entry fees.
    e. When combining a section of High Performance Hunter with either a section of Green Hunter 3’6”, Green Hunter 3’9”, or both, the combined sections must offer the same number of classes offered by the Green Hunter section(s) with which it is combined. In addition, a section entry fee will be required and individual classes may no longer be entered for the combined section.
    f. The High Performance Hunter section may be combined with a combined Green Hunter 3’6”/3’9” section but may not be combined with any Green Hunter 3’3” or 3’0 sections.

c. Dividing:
    1. Regardless of competition rating, any Green Hunter section that is offered combined must be split by fence height, and sections held separately when there is a minimum of three entries in any one fence height section provided at least three (3) entries remain in each of the other two sections, which would also be held separately, or as one other combined section. Contiguous fence height sections should be combined before combining non-contiguous fence height sections.

3. Young Hunter
    a. Number to hold separate sections: three (3).
    b. Combining:
        1. Young Hunter section(s) may not be combined with any other Hunter section.
        2. At Competition Management’s discretion, and with at least three (3) Young Hunters entered in any section, the Young Hunter Section(s) may run concurrently with the corresponding Green Hunter height section or Combined Green Hunter Section. Horses that are entered in both the Young Hunter and Green Hunter section(s) will be eligible for awards in both sections. Horses that are not entered in both sections will only be eligible for awards in the section in which they are entered. If there are fewer than three (3) entries in any of the Young Hunter section(s) they must be combined for awards per HU166.3. A separate entry fee for the Young Hunter Section will apply. The Green Hunter section requirements by rating listed in HU166.2 will still apply.
        3. Regardless of competition rating, each Young Hunter section that is offered separately must be held separately when there is a minimum of three entries. If there are fewer than three (3) entries in a Young Hunter section that section must be combined with a contiguous fence height section of the Young Hunter. If, after combining, there are still fewer than three (3) entries in the combined section, it must be further combined with the next contiguous fence height section of the Young Hunter. In the case where there are no entries in the fence height section that bridges the gap between the two non-contiguous fence height sections those two non-contiguous fence height sections may be combined.
    c. Dividing:
        1. Regardless of competition rating, any Young Hunter section that is offered as a combined section must be split by fence height, and sections held separately when there is a minimum of three entries in any one fence height section provided at least three (3) entries remain in each of the other two sections, which would also be held separately, or one other combined section. Contiguous fence height sections should be combined before combining non-contiguous fence height sections.

4. Green Conformation Hunter 3’6” and High Performance Conformation Hunter
    a. Number to hold separate sections: three (3).
    b. Combining:

1. The Green Conformation Hunter 3’6” may only be combined with the High Performance Conformation Hunter. The High Performance Conformation Hunter may only be combined with the Green Conformation Hunter 3’6”.
2. When offered as two sections, if there are fewer than three (3) horses in either the Green Conformation 3’6” or the High Performance Conformation section they must be combined.
3. When combining Green Conformation Hunter with High Performance Conformation Hunter, if different amounts of prize money or entry fees were offered in the original sections, the combined section will use the lower amount for both prize money and entry fees.

c. Dividing: If there are three (3) or more horses in each Conformation section they must be held separately.

5. Junior Hunter
   a. Number to hold separate sections: four (4) in each section. If four (4) compete and only three (3) complete (i.e. one is eliminated or retires) points will be awarded as per GR1113.
   b. Combining:
      1. The Junior Hunter 3’6”, Junior Hunter 3’3”, Amateur Owner Hunter 3’6”, and Amateur Owner Hunter 3’3” sections may only be combined with other Junior Hunter or Amateur Owner Hunter sections. See below for conditions.
      2. At Premier, National or Regional rated competitions if there are fewer than three (3) entries in the Amateur Owner 3’3”, the Amateur Owner 3’6”, the Junior Hunter 3’3” or the Junior Hunter 3‘6” sections, Competition Management may choose to combine the sections. The Competition Management may choose to combine the sections as necessary, based on the sections with the lightest entries. If sections are combined, the horses must jump the respective height of the original section entered. In addition, while the sections can be combined if entries warrant, in order for Horse of the Year points to count they must be offered separately in the prize list for Premier rated competitions (see HJ122). When sections are combined as per above, three (3) must complete for points to count.
      3. It is recommended that when competitions anticipate 50 horses or more this section be divided by age of rider or height of horse when prize list is prepared.
   c. Dividing:
      1. When divided, sections must be split using one of the methods from HU161 Methods of Dividing.
      2. If there are 50 or more entries in the section at the beginning of the first class it must be divided and the prize money must be doubled.
      3. If there are 50 or more entries remaining in a section after it has been divided, the section must be redivided and the prize money must be doubled. Once a section has been redivided it may be divided further if management so desires.
      4. If the Junior Hunter sections are divided by height of animal, they must be divided into Large and Small. Premier rated Junior Hunter 3’6” sections at Premier rated competitions must be offered as four sections (large/younger, large/older, small/ younger, small/older).
      5. If there are four (4) or more entries in each divided section, the divided sections must be held separately. If there are fewer than four (4) entries in any sections divided by age and/or height of animal, those sections must be combined with other sections. If there is a minimum of twelve (12) entries once any sections have been combined, the newly combined section must be redivided.
6. Amateur Owner Hunter
   a. Number to hold separate sections: four (4) in each section. If four (4) compete and only three (3) complete (i.e. one is eliminated or retires) points will be awarded as per GR1113.
   b. Combining:
      1. The Amateur Owner Hunter 3’6”, Amateur Owner Hunter 3’3”, Junior Hunter 3’6”, and Junior Hunter 3’3” sections may only be combined with other Amateur Owner Hunter or Junior Hunter sections. See below for conditions.
      2. At Premier, National or Regional rated competitions if there are fewer than three (3) entries in the Amateur Owner 3’3”, the Amateur Owner 3’6”, the Junior Hunter 3’3” or the Junior Hunter 3’6” sections, competition management may choose to combine the sections. The competition management may choose to combine the sections as necessary, based on the sections with the

lightest entries. If sections are combined, the horses must jump the respective height of the original section entered. In addition, while the sections can be combined if entries warrant, in order for Horse of the Year points to count they must be offered separately in the prize list for Premier rated competitions (see HJ121). When sections are combined as per above, three (3) must complete for points to count.

3. At Premier, National or Regional rated competitions if there are fewer than three (3) entries in the Amateur Owner 3'3", the Amateur Owner 3'6", the Junior Hunter 3'3" or the Junior Hunter 3'6" sections, these sections may be combined. The competition management may choose to combine the classes as necessary, based on the sections with the lightest entries. If sections are combined, the horses must jump the respective height of the original section entered.

c. Dividing:
   1. Amateur Owner 3'6" When a section is divided, one section must be offered for amateurs 18-35 and one section for amateurs over 35 years of age. If there are four (4) or more entries in each divided section, the divided sections must be held separately. If there are fewer than four (4) entries in either divided section, they must be combined. If there are a minimum of 12 entries once the sections are combined, the newly combined section must be redivided using either a Floating or California Split. (See HU162 & HU160 for definition of a Floating and California Split.) When using a floating split the age groups must be posted at the competition office. Rider age must be given on the entry blank. When divided as to age of rider no horse may compete in more than one section. These sections may be further divided by age of rider or by every other number.
   2. Amateur Owner 3'3" When a section is divided, one section must be offered for amateurs 18-35 and one section for amateurs over 35 years of age. If there are four (4) or more entries in each divided section, the divided sections must be held separately. If there are fewer than four (4) entries in either divided section, they must be combined. If there are a minimum of 12 entries once the sections are combined, the newly combined section must be re-divided using either a Floating or California Split. (See HU164 & HU162 for definition of a Floating and California Split.) When using a floating split the age groups must be posted at the competition office. Rider age must be given on entry blank. When divided as to age of rider no horse may compete in more than one section. These sections may be further divided by age of rider or by every other number.

7. Pony Hunter
   a. Number to hold separate sections: three (3).
   b. Combining:
      1. The Regular Pony Hunter Section may not be combined with any other sections.
      2. Height sections may be combined if there are fewer than three (3) in any height section. Combined height sections should be either small/medium or medium/large but if possible not small/large.
   c. Dividing:
      1. Classes for Pony Hunters may be divided by height of pony as outlined in HU141.
      2. If there are 50 or more entries in the division at the beginning of the first class, it must be divided by height of pony and prize money must be doubled.
      3. If there are 50 entries remaining in a section after the section has been divided by height of pony, the section must be re-divided by every other number and the prize money must be doubled.
      4. Once a section has been re-divided it may not be divided further.
      5. If a pony under saddle class has over 30 entries, the class must be split and held in at least two sections with one set of awards.
      6. If there are a minimum of 10 small/medium ponies combined and 10 large ponies in any Regional rated Regular or Green height Section, the height section must be divided (small/medium and large); If there is a total of thirty (30) ponies, prize money must be doubled.
8. Green Pony Hunter
   a. Number to hold separate sections: three (3) per section.
   b. Combining:
      1. The Green Pony Hunter Section may not be combined with any other sections.

2. Green Pony Hunter Sections at National and Premier rated competitions may be combined if there are fewer than three (3) entries in any height section.

c. Dividing:

1. National and Premier rated competitions must split (small, medium and large) if there are four (4) or more entries in any height section.
2. If there are a minimum of 10 small/medium ponies combined and 10 large ponies in any Regional rated Regular or Green height section, the height section must be divided (small/medium and large); prize money need not be doubled. If there is a total of thirty (30) ponies, prize money must be doubled.

9. Adult Amateur Hunter
   a. Competitions must offer Adult Amateur Hunter sections in accordance with the specifications of each USHJA Zone.
   b. Notice of the use of a floating split and the age groups must be posted at the competition office. When divided as to age of rider no horse may compete in more than one section. Age must be given on entry blank. These sections may be further divided by age of rider or by every other number.
10. Children's Hunter
    a. Children's Hunter sections must be combined or divided in accordance with applicable Zone Specifications
11. Low Adult Hunter
    a. Low Adult Hunter sections must be combined or divided in accordance with applicable Zone Specifications.
12. Low Children's Hunter
    a. Low Children's Hunter sections must be combined or divided in accordance with applicable Zone Specifications.

BOD 06/17/2025 Effective 12/1/2025

SUBCHAPTER HU-13 NATIONAL CHAMPIONSHIPS

HU167 USEF Hunter Breeding National Championships

1. In order to compete in the USEF Hunter Breeding National Championship, the horse and owner must be recorded with the Federation and registered with USHJA on or before the first day of the competition. The owner must be an Active member of the Federation and USHJA.
2. Points for the USEF Hunter Breeding National Championship for Yearlings, Two-Year-Olds and Three-Year-Olds will be awarded as follows:

Number in Class	1st	2nd	3rd	4th	5th	6th
1	2					
2	4	2				
3-10	10	6	4	2		
11+	20	12	8	4	3	2

Points awarded for the Championship and Reserve Championship are based on the total number of horses entered in all rated classes of the Hunter Breeding section.

Total Number	Champion	Reserve
1-14	10	6
15 or more	20	12

HU168 USEF Pony Hunter

1. Full qualifying criteria and Official Specifications will be posted on the Federation website (www.usef.org) at least 30 days prior to the start of the qualifying period.
2. This competition is designed to encourage the breeding of quality Hunter ponies and the proper basic training for them.
3. Eligibility.
   a. The pony must be recorded with the Federation and registered with USHJA at the time of qualification and on or before the first day of the Championship.
   b. The owner of record of the pony must be an Active member in good standing of the Federation and USHJA, i.e. ponies must be shown in accordance with GR1102 and GR1108 in order to be eligible to qualify.
4. Points.

Model and Under Saddle Phase	
1st	100
2nd	90
3rd	80
4th	70
5th	60
6th	50
7th	40
8th	30
9th	20
10th	10

Over Fences Phase (all height sections)	
1st	250
2nd	225
3rd	200
4th	175
5th	150
6th	125
7th	100
8th	75
9th	50
10th	25

Overall Top Twenty (all height sections)	
Champion	500
Reserve	300
3rd	200
4th	190
5th	180
6th	170
7th	160
8th	150
9th	140
10th	130
11th	115
12th	100
13th	85
14th	80
15th	75
16th	70
17th	65
18th	60
19th	55
20th	50

HU169 USEF Junior Hunter National Championship

1. Full qualifying criteria and Official Specifications will be posted on the Federation website (www.usef.org) at least 30 days prior to the start of the qualifying period.
2. This competition is designed to encourage and promote the basic training and development of Junior Hunters.
3. Eligibility.
   a. The horse must be recorded with the Federation and registered with USHJA at the time of qualification and on or before the first day of the Championship.
   b. The owner of record of the horse must be an Active member in good standing of the Federation and USHJA, i.e. horses must be shown in accordance with GR1102 and GR1108 in order to be eligible to qualify.
4. Points.

All points are based on values below. In classes that have less than 10 entries, the point values will be one-half of what is listed below.

	Under Saddle	Handy Hunter	Classic
First	100	250	250
Second	90	225	225
Third	80	200	200
Fourth	70	175	175
Fifth	60	150	150
Sixth	50	125	125
Seventh	40	100	100
Eighth	30	75	75
Ninth	20	50	50
Tenth	10	25	25

OVERALL (all sections)		
Champion	500	2.0 times the classic
Reserve	300	1.2 times the classic
Third	200	
Fourth	150	
Fifth	100	
Sixth	90	
Seventh	80	
Eighth	70	
Ninth	60	
Tenth	50	

5. Zone or Regional Championships.
   a. The Chairman of each Zone may request permission of the USHJA to hold a Zone or Regional Championship section. Specifications for these championships will be posted on the USHJA website (www.ushja.org) at least 30 days prior to the start of the qualifying period.
   b. Two or more Zone Chairmen may request permission to hold a Regional Championship section including several zones.
   c. Application must be made to the USHJA office at least sixty days in advance of the holding of the section.
   d. The location of these sections is subject to the approval of the Federation.
   e. The Championships are conducted under the same regulations as the USEF Junior Hunter National Championship. (Exception: All points awarded are based on Premier point values as per GR1132.5)

SUBCHAPTER HU-14 USHJA CHAMPIONSHIPS, PROGRAMS, AND SPECIAL CLASSES

For full specifications see www.ushja.org.

HU170 Amateur Hunter Championship

1. The USHJA, at its discretion may choose to hold a National or East and West Championship for Amateur Hunters. This competition is designed to encourage and promote the basic training and development of Amateur Hunters. The Championship must be offered for the Amateur Owner Hunter 3'6 and the Amateur Owner Hunter 3'3" section and may also be offered for the Adult Amateur Hunter and the Low Adult Amateur Hunter. Championship(s) must be run in accordance with USHJA specifications found at www.ushja.org.
2. Eligibility.
   a. The horse must be recorded with the Federation and registered with USHJA on or before the first day of the Championship.
   b. The owner of record of the horse must be an Active member in good standing of the Federation and USHJA, i.e. horses must be shown in accordance with GR1102 and GR1108 in order to be eligible to qualify.
3. Points.
   All points are based on values below. In classes that have less than 10 entries, the point values will be one-half of what is listed below.

Placing	Under Saddle	Handy Hunter	Classic
First	100	250	250
Second	90	225	225
Third	80	200	200
Fourth	70	175	175
Fifth	60	150	150
Sixth	50	125	125
Seventh	40	100	100
Eighth	30	75	75
Ninth	20	50	50
Tenth	10	25	25

OVERALL (all sections)		
Champion	500	2.0 times the classic
Reserve	300	1.2 times the classic
Third	200	
Fourth	150	
Fifth	100	
Sixth	90	
Seventh	80	
Eighth	70	
Ninth	60	
Tenth	50	

4. Zone or Regional Championships.
   a. The Chairman of each Zone may request permission of the USHJA to hold a Zone or Regional Championship section for the riders of each Zone who have won a Champion or Reserve at a National or Premier rated Amateur Owner Hunter division within the previous competition year.
   b. Two or more Zone Chairmen may request permission to hold a Regional Championship section including several zones.

c. Application must be made to the USHJA office at least sixty days in advance of the holding of the section.
d. The location of these sections is subject to the approval of the USHJA.
e. The Championships are conducted under the same regulations as the USHJA Amateur Owner Hunter Championship. (Exception: All points awarded are based on Premier point values as per GR1132.5).

HU171 Membership Requirements

Exhibitors must be Federation and USHJA active members and horses must be Federation recorded and USHJA registered in order to participate in the following programs. See www.ushja.org for complete specifications.

1. USHJA Amateur Hunter Championships (exhibitors must be active Amateur members);
2. USHJA Hunter Team Challenge (exhibitors must be active Junior or Amateur members);
3. USHJA Green Hunter Incentive Stake Class (horses must be enrolled);
4. USHJA Green Hunter Incentive Regional Championship (horses must be enrolled);
5. USHJA Green Hunter Incentive National Championship (horses must be enrolled);
6. USHJA Hunter Sections (2'-3');
7. USHJA International Hunter Derby;
8. USHJA International Hunter Derby Championship (horses must be enrolled);
9. USHJA International Hunter Derby Regional Championship;
10. USHJA Pony Hunter Derby (exhibitors must be active Junior members);
11. USHJA Pony Hunter Derby Championship (exhibitors must be active Junior members);
12. USHJA World Championship Hunter Rider Program
13. USHJA WCHR Spectaculars;
14. USHJA WCHR Challenge classes;
15. USHJA Young Hunter Pony Championships (exhibitors must be active Junior members);
16. USHJA National Championship (exception: Affiliate classes);
17. USHJA National Hunter Derby;
18. USHJA 2'6" Junior/Amateur Hunter Derby (exhibitors must be active Junior or Amateur members);
19. USHJA Zone Horse of the Year Championship;
20. USHJA Zone Handy Hunter Challenge (exhibitors must be active members in home zone); and
21. USHJA Zone Horsemanship Class/Championship

Horses competing in these programs shall accrue Federation and/or Zone Horse of the Year points and/or money won in accordance with the point values and prize money won referenced in the class specifications available at www.ushja.org and outlined in GR1132 and HU173.

BOD 06/17/2025 Effective 12/01/2025

HU172 Competition Requirements

The following classes may be held at the eligible competitions listed below:

1. Amateur Hunter Championship – National, Premier, or Regional;
2. USHJA Hunter Team Challenge – National or Premier;
3. Green Hunter Incentive Stake Class– National, Premier or Regional;
4. Green Hunter Incentive Regional Championship– National or Premier;
5. Green Hunter Incentive National Championship– National or Premier;
6. USHJA Hunter Sections (2'-3'); – National, Premier or Regional;
7. International Hunter Derby; – National or Premier;
8. International Hunter Derby Championship; – National or Premier;
9. 2'6" Junior/Amateur Hunter Derby – National, Premier, or Regional;
10. Pony Hunter Derby – National, Premier or Regional;
11. Pony Hunter Derby Championship – National, Premier or Regional;
12. World Championship Hunter Rider Program – National or Premier;

13. WCHR Spectaculars – National or Premier;
14. WCHR Challenge classes – National or Premier;
15. Young Hunter Pony Championships – any USEF licensed competition;
16. USHJA National Championship – any USEF licensed competition;
17. National Hunter Derby– National, Premier or Regional;
18. Zone Horse of the Year Championship – National or Premier;
19. Zone Handy Hunter Challenge – any USEF licensed competition; and
20. Zone Horsemanship Class/Championship – National or Premier;

BOD 06/17/2025 Effective 12/01/2025

HU173 National Horse of the Year Point Values

a. USHJA Green Hunter Incentive.
The USHJA Green Hunter Incentive will count towards National and Zone Horse of the Year points/money for each horse's respective Green Hunter height section. See GR1132.3 for restrictions. See chart below for how points are calculated.

Stake Class			
Premier and National Competitions		**Regional Competitions**	
Place	Points	Place	Points
1st	50	1st	40
2nd	40	2nd	31
3rd	35	3rd	25
4th	30	4th	20
5th	25	5th	15
6th	20	6th	13
7th	15	7th	10
8th	10	8th	7
9th	7	9th	54
10th	5	10th	3
11th	3	11th	2

Regional Championship					
Round 1		**Round 2**		**Overall**	
Place	Points	Place	Points	Place	Points
1st	50	1st	50	1st	200
2nd	40	2nd	40	2nd	160
3rd	35	3rd	35	3rd	140
4th	30	4th	30	4th	120
5th	25	5th	25	5th	100
6th	20	6th	20	6th	80
7th	15	7th	15	7th	60

8th	10	8th	10	8th	40
9th	7	9th	7	9th	28
10th	5	10th	5	10th	20
11th	3	11th	3	11th	12
12th	2	12th	2	12th	8

National Championship					
Round 1		**Round 2**		**Final Championship Round**	
Place	Points	Place	Points	Place	Points
1st	150	1st	200	1st	400
2nd	140	2nd	185	2nd	370
3rd	130	3rd	170	3rd	340
4th	120	4th	155	4th	310
5th	110	5th	140	5th	280
6th	100	6th	125	6th	250
7th	90	7th	110	7th	220
8th	80	8th	100	8th	200
9th	70	9th	90	9th	180
10th	60	10th	80	10th	160
11th	55	11th	70	11th	140
12th	50	12th	60	12th	120
13th	45	13th	50	13th	100
14th	40	14th	45	14th	90
15th	35	15th	40	15th	80
16th	30	16th	35	16th	70
17th	25	17th	30	17th	60
18th	20	18th	25	18th	50
19th	15	19th	20	19th	40
20th	10	20th	15	20th	30

2. International Hunter Derby
   Points to be credited to each horse's respective section as declared at the time of entry. Only Juniors and Amateurs may declare for the applicable Junior or Amateur Owner section. Points may not be credited toward the HOTY awards for the Green Conformation Hunter 3'6" or the High Performance Conformation Hunter. The money won and points won in the USHJA International Hunter Derby will only be awarded towards a declared Hunter section for HOTY points if a horse competes in the declared section a minimum of five (5) times during the competition year.

Class					
Round 1		**Round 2**		**Overall/Top 12**	
Place	Points	Place	Points	Place	Points
1st	50	1st	50	1st	200
2nd	40	2nd	40	2nd	160
3rd	35	3rd	35	3rd	140
4th	30	4th	30	4th	120
5th	25	5th	25	5th	100
6th	20	6th	20	6th	80
7th	15	7th	15	7th	60
8th	10	8th	10	8th	40
9th	7	9th	7	9th	28
10th	5	10th	5	10th	20
11th	3	11th	3	11th	12
12th	2	12th	2	12th	8

Welcome Stake	
1st	50
2nd	40
3rd	35
4th	30
5th	25
6th	20
7th	15
8th	10
9th	7
10th	5
11th	3
12th	2

Championship					
Round 1		**Round 2**		**Overall**	
Place	Points	Place	Points	Place	Points
1st	150	1st	200	1st	400
2nd	140	2nd	185	2nd	370
3rd	130	3rd	170	3rd	340
4th	120	4th	155	4th	310

5th	110	5th	140	5th	280
6th	100	6th	125	6th	250
7th	90	7th	110	7th	220
8th	80	8th	100	8th	200
9th	70	9th	90	9th	180
10th	60	10th	80	10th	160
11th	55	11th	70	11th	140
12th	50	12th	60	12th	120
13th	45	13th	50	13th	100
14th	40	14th	45	14th	90
15th	35	15th	40	15th	80
16th	30	16th	35	16th	70
17th	25	17th	30	17th	60
18th	20	18th	25	18th	50
19th	15	19th	20	19th	40
20th	10	20th	15	20th	30

3. National Hunter Derby (Zone Points, National Points and Money Won)

   Points and money won to be credited to each horse's respective section as declared at the time of entry in the following sections: Performance 3'3", Green 3'0", Green 3'3", Small Hunter, Amateur Owner 3'3", Adult Amateur, Junior Hunter 3'3", Children's Horse, Pony, and Young Hunters.

Premier and National Competitions		Regional competitions	
Place	Points	Place	Points
1st	75	1st	50
2nd	60	2nd	40
3rd	54	3rd	35
4th	45	4th	30
5th	38	5th	25
6th	30	6th	20
7th	23	7th	15
8th	15	8th	10
9th	10	9th	7
10th	7	10th	5
11th	5	11th	3
12th	3	12th	2

4. World Championship Hunter Rider

National HOTY points and money won, where applicable, will be awarded for placing in a WCHR Challenge Class. Zone HOTY Points will not be awarded. Horses and ponies must be eligible for the section declared at the time of entry. In order for the National HOTY points and money won, where applicable, to be awarded:

a. Riders must complete the USHJA Exhibitor Declaration Form prior to the conclusion of the competition for applicable Challenge Classes only (Professional and Developing Professional);
b. Declaration for the Professional Challenge class may be any one WCHR recognized 3'6" Professional section;
c. Declarations for the Developing Professional Challenge Class may be any one WCHR recognized 3'3" or 3' Professional section;
d. Riders may only declare one section in which to earn HOTY points;
e. The two-rounds stand-alone Hunter Classic point scale will be utilized when awarding National HOTY bonus points. See HU174.9(b); and
f. HOTY points and money won will only be awarded towards a declared Hunter section for HOTY points if the horse competes in the declared section a minimum of five (5) times during the current competition year.

5. WCHR Spectaculars

The Spectacular will count for HOTY points and money won, where applicable, in the section declared at the time of entry, for which the horse must be eligible, and that corresponds to the height jumped in the Spectacular. Zone HOTY points will not be awarded. The two-round stand-alone Hunter Classic point scale will be utilized when awarding National HOTY bonus points. See HU174.9(b). HOTY points and money won for horses qualifying with a bye will only be awarded towards a declared Hunter section for HOTY points if horses competes in the declared section a minimum of five (5) times during the competition year.

6. 2'6" Junior/Amateur Hunter Derby
   a. Points accrued may be awarded to the declared Low Children's-Horse and the Low Adult Amateur sections.

b. The money won and points won in the USHJA 2'6" Junior/Amateur Hunter Derby will only be awarded towards the Hunter section for National and Zone HOTY points if a horse competes in the declared section a minimum of one (1) time during the competition year.

c. At Channel I (Premier or National) rated competitions, or competitions approved for Special Competition status, National and Zone HOTY points will be awarded as follows:

Channel I (Premier or National Competitions)		**Channel II (Regional Competitions)**	
Place	Points	Place	Points
1st	75	1st	50
2nd	60	2nd	40
3rd	54	3rd	35
4th	45	4th	30
5th	38	5th	25
6th	30	6th	20
7th	23	7th	15
8th	15	8th	10
9th	10	9th	7
10th	7	10th	5
11th	5	11th	3
12th	3	12th	2

d. At Channel II (Regional) rated competitions, National and Zone HOTY points will be awarded as follows:

7. Zone Handy Hunter Challenge
   Participation in these classes accrues double points for the USHJA Zone Horse of the Year standings and double points for the USEF National Horse of the Year standings.

BOD 06/17/2025 Effective 12/01/2025

HU174 Hunter Classics

1. Any Premier, National or Regional rated competition may offer a Hunter Classic.
2. Hunter Classics may be offered for any rated sections offered and held at the same competition. An Open Hunter Classic is a classic that is open to entries from multiple Hunter sections of the same rating. It is permitted for Open Hunter Classics to encompass several fence heights to correspond with the respective Hunter sections being offered. The prize list must state the specific Hunter sections that are invited to compete in the Open Hunter Classic. If a horse competes in more than one Hunter section qualifying for the Open Hunter Classic, the exhibitor must declare their point section to the Competition Secretary on a declaration form at the time of entry into the Classic. All other provisions of HU174 apply to Open Hunter Classics.
   a. Six (6) entries are required to conduct a Hunter Classic.
   b. If there are fewer than six (6) entries in any one Hunter Classic, it may combine with other sections of the same rating, regardless of the combining or dividing rules of the section. Exception: The Adult Amateur Hunter Classic, Low Adult Amateur Hunter Classic, Children's Pony Hunter Classic, Children's Hunter Classic, Low Children's Hunter Horse Classic, and Low Children's Hunter Pony Classic may be held with the number of entries indicated in the Zone specifications. If Hunter Classics are combined and a horse is shown in more than one section qualifying for the Hunter Classic, the exhibitor must declare their point section to the Competition Secretary on a declaration form at the time of entry into the Classic.
   c. Ponies entered in the Green Hunter Pony section are not eligible for the Regular Pony Hunter Classic unless they have competed in the Regular Pony Hunter section (see HU174.6).
   d. Hunter Classics cannot be divided in any manner and held by section if there are fewer than six (6) entries in each divided section. Exception: Premier or National rated sections must have twelve (12) entries to divide.
3. All Hunter Classics must be conducted as a two round class. A handy hunter round may not be used as part of a Hunter Classic. A Hunter Classic may be conducted as a separate two round class or a designated Hunter class of the specified Hunter section may be counted as the first round of the Hunter Classic. However, the second round may not be another designated class in the Hunter section, but must be held as a separate round. If a designated class is used as a first round, each round shall count 50%.
4. At National and Premier competitions, in sections with a National or Premier rating, Hunter Classics conducted using either a designated Hunter class as the first round or a separate two round class must offer at least $1000 in prize money, except Pony Hunter Classics, Children's Hunter Classic, Adult Amateur Hunter Classic, and Low Adult Amateur Hunter Classic must offer a minimum of $500 in prize money. (Exception: Children's Hunter Pony, Low Children's Hunter Horse, and Low Children's Hunter Pony are not required to offer prize money). At Regional competitions, in sections with a Regional rating, Hunter Classics conducted using either a designated Hunter class as the first round or a separate two round class must offer at least $250 in prize money (Exception: Children's Hunter Pony and Low Children's Hunter Horse are not required to offer prize money and if a Children's Hunter Horse and Children's Hunter Pony Classics are combined, the competition is not required to offer prize money in the combined Classic). At Premier, National or Regional competitions, when a Hunter Classic is conducted as a separate two round class, the minimum prize money offered is stated above.
5. The entry fee may not exceed 10% of the prize money offered in the Hunter Classic.
6. To be eligible, horses must have entered, shown and completed the course in at least two classes in the Hunter section. All horses being considered for an award must be serviceably sound and may be jogged if so stated in the prize list.
7. A minimum of the top 12 entries, if available, or 50% of the entries in the first round, whichever is greater, will return for the second round. If a horse or pony is eliminated in the first round of competition, they may not return for the second round. If a horse/rider combination does not return for the second round or is eliminated during the second round of a classic, a score of zero will be combined with the first round score and the horse/rider combination will be placed accordingly. If possible, twelve places are to be awarded.
8. The Hunter Classic does not count toward the minimum number of classes required for the section's rating.
9. Bonus points will be awarded toward Horse of the Year Awards in the horse's respective section and are based on the number of horses that compete in the classic. In a Hunter Classic using a designated class of

the Hunter section as the first round, the number of horses that compete in the classic is determined by the number of horses who have entered and competed in the first round of the classic, not the designated class used as the first round. In a Hunter Classic held as a separate two round class, the number of horses that compete in the classic is determined by the number of horses who compete in the first round of the classic. The bonus points are as follows:

a. In a Hunter Classic using a designated class as the first round, the bonus points for Zone HOTY are determined by adding one point for each entry that competes in the first round of a classic to the applicable increment in GR1132.5 and multiplying the result by 1.25.
b. In a Hunter Classic held as a separate two round class, the bonus points for Zone HOTY are determined by adding one point for each entry that competes in the first round of a classic to the applicable increment in GR1132.5 and multiplying the result by 1.5.
c. In a Hunter Classic using a designated class as the first round, the bonus points for National HOTY are determined by adding one point for each entry that competes in the classic to the applicable increment in GR1132.5 and multiplying the result by 1.75.
d. In a Hunter Classic held as a separate two round class, the bonus points for National HOTY are determined by adding one point for each entry that competes in the classic to the applicable increment in GR1132.5 and multiplying the result by 2.

10. The first round of all Hunter Classics must consist of eight (8) to ten (10) obstacles in accordance with HU109. In the second round of all Hunter Classics the course must consist of a minimum of eight (8) obstacles of at least six different types. Exception: separate standalone classics must have ten (10) obstacles.
11. An open numerical judging system must be used. If there are multiple judging panels, one judging panel must be appointed as the tie breaker.
12. Attire: riders are required to comply with HU107.
13. There is no limit to the number of horses a rider may compete on in a Hunter Classic. Exception: Competitors in a Regular or Green Hunter Pony Classic may only ride two ponies per height section.
14. The same horse/rider combination must compete in both rounds of a Hunter Classic.
15. A horse may not compete in more than one classic per section but may compete in an open classic, a USHJA National Hunter Derby, or a USHJA International Hunter Derby at the same competition. A horse is limited to competing in a maximum of two classics or derbies or combination of classics and derbies per competition. (Exception: Leagues approved by the Federation in accordance with HJ125).
16. The same pony may not compete in the USHJA Pony Hunter Derby and the USHJA National Hunter Derby at the same competition.
17. If more than 30 horses are entered in a Junior Hunter Classic, the classic must be split in accordance with HU166.5b.

Appendix A. USEF Hunter Schooling Rules

1. Schooling over obstacles by a hunter exhibitor while on competition grounds must be consistent with the obstacles requirements set forth in Hunter Schooling Rules Appendix A.
2. For Certified Schooling Supervisor duties and requirements see GR1030.
3. Schooling areas for Hunters must contain adequate standards, jump cups and rail and Hunter-type rails to make a minimum of a trotting fence, a vertical and an oxer.
4. A supervisor of schooling must be appointed for the schooling areas designated for hunters, if the total square footage of these areas is less than 20,000 sq. ft. in size. Exception: Breed-restricted competitions offering hunter classes or sections.
5. Duties of Certified Schooling Supervisors (see also GR1030)
   a. The Certified Schooling Supervisor’s or official competition Steward’s decision regarding schooling rules in the warm-up/schooling area is final.
   b. Competition Management is responsible for providing a Category 1 Steward or Certified Schooling Supervisor to supervise schooling in the Hunter schooling area during any Hunter class offering $10,000 or more in prize money.

6. Within the thirty minutes prior to the scheduled start of the class, any schooling over obstacles by an entry in a class of $10,000 or more, or any USHJA National Hunter Derby or USHJA International Hunter Derby must be done in a designated area.
7. The use of FEI approved safety cups is mandatory in all warm-up/schooling areas on the back rails of all oxers. If an oxer is set so that it may be jumped in both directions, safety cups must be used on all top rails. It is the Competition Manager's responsibility to ensure sufficient FEI approved safety cups are available in each warm-up/schooling area, the competitor's responsibility to use the safety cups in the schooling area, and the Steward or CSS's responsibility to ensure the safety cups are being used.
8. The unsafe use of electronic devices, as determined by the competition steward in their sole discretion, including cell phones, while mounted is prohibited in all areas designated for schooling and exercise, and while lunging horses on competition grounds. Earphone(s)/Earbud(s) are prohibited in areas designated for schooling and exercise.
9. It is important to remember that all exercise areas are different in size, type of footing, and jump material provided. Furthermore, the ability of the horse and rider must always be taken into consideration as well when deciding what is permitted and not permitted during preparation.
10. In the schooling/exercise areas during the preparation before competition, a minimum of one vertical and one oxer must be provided. The ground must be in good condition. Management must provide sufficient obstacle material. The jumping area should be large enough to provide sufficient room for the training.
11. Obstacles may be flagged, in which case they must be jumped in the proper direction. The Steward, and/or Schooling Supervisor should decide if the flags may be interchanged.
12. No one may hold a rail or touch a standard while it is being jumped.
13. 10 All rails must be either in cups or totally on the ground (exception: one end of a cross rail may rest on the ground). Rails must be able to fall easily when hit.
14. If a rail is placed on the edge of a cup it must be placed on the far side of the cup, and is only allowed at an oxer if it does not cause the front rail to be higher than the back rail (i.e. offset).
15. Walk rails may be no higher than 12" at the highest point. A walk rail may be parallel to the ground with both ends in cups, or may have one end resting on the ground. Cross rails are NOT allowed. Ground rails are NOT permitted. Horses will approach and depart in a straight line only and may NOT be turned.
16. There may never be more than two (2) rails on the back of an oxer, with the lower rail equal in height to the lowest rail on the front of the oxer. If the oxer is flagged so that it may only be jumped in one direction, there may only be one (1) rail on the back.
17. Ground lines are not mandatory, however if they are used they must be placed either directly below the front of the jump or up to 1 m (3'3") out. If a ground line is used on the landing side of a jump, there must be one on the take-off side, and it may not be any further out than the one on the take-off side. If an oxer is flagged so it may only be jumped in one direction, the ground line is only permitted on the front of the oxer.
18. If a trot, canter or placement rail is used, it may not be used at a jump higher or wider than 1.30m (4'3"). If used on the take-off side, it may not be closer than 2.50m (8'2"). If used on the landing side of a vertical, it may be no closer than 3.0m (9'10"). If used on the landing side of an oxer, it may be no closer than 20' from the back rail of the oxer.
19. If guide rails are used on the landing side of a jump, the closest part of the rail must be a minimum of 3 m (9'10") from the jump. The schooling supervisor may allow a shorter distance for ponies.
20. A cross rail may be made either by itself, in which case it may not exceed 1.30 m (4'3") in height, or be below a rail at a vertical, or the front of an oxer.
21. Swedish Oxers are permitted with the following stipulations: a) no more than a 6" height difference (low to high points) for ponies, and b) no more than an 18" height difference (low to high points) for horses.
22. If an item (blanket, cooler, etc.) is laid over the rail of an oxer, it may be laid over the front rail. If there is more than one rail on the front of the oxer, the item may be laid over any of those rails.
23. The use of materials which proves dangerous is forbidden, this includes but is not limited to lattices.
24. If space and available material allows and safety conditions permit, combinations may be built using correct distances. Bounce jumps may only be used with verticals and may not exceed 1.10m (3'7") in height.
25. Any action deemed not in the best interest of the horse will not be allowed.

26. The total maximum weight of equipment allowed to be added to a horse's leg, front or hind (single or multiple boots, fetlock rings, etc.), is 500 grams or 17.637 ounces (shoe excluded). Failure to comply with this paragraph will incur disqualification.
27. The use of draw reins, chambons, de gogues, or similar tack when schooling over fences must be done in a safe manner. If draw reins, chambons, de gogues, or other similar tack attach to the girth between the legs, they must be run through a yoke or neck strap, and if attached on the side, they must be attached to the saddle or billets.

BOD 06/17/2025 Effective 12/1/2025

CHAPTER JP JUMPER DIVISION

SUBCHAPTER JP-1 GENERAL

JP100 Eligibility
JP101 Horse Recording
JP102 Horse Welfare
JP103 Schooling
JP104 Level Designations for Jumper Division
JP105 Officials
JP106 Equipment and Personnel
JP107 Prize List and Scheduling
JP108 Prize Money
JP109 Nominating Fees
JP110 Show Championships
JP111 Tack and Attire
JP112 Starting Order (See also JP151 for classes offering $25,000 or more)
JP113 USHJA Programs and Classes

SUBCHAPTER JP-2 ELIGIBILITY, QUALIFICATION AND RESTRICTION OF ENTRIES

JP114 Eligibility
JP115 Limiting Entries and/or Qualifying

SUBCHAPTER JP-3 SECTION SPECIFICATIONS

JP116 Jumper Sections/Classes Restricted by Prior Winnings
JP117 Sections/Classes Restricted by Age of Horse
JP118 Sections/Classes Restricted to Junior, Amateur or Young Riders
JP119 Sections/Classes Restricted to Ponies
JP120 U25 (25 and Under) Jumper Sections/Classes
JP121 Open Jumper Sections/Classes
JP122 Thoroughbred Jumper

SUBCHAPTER JP-4 LEVELS OF DIFFICULTY

JP123 Fence Dimensions

SUBCHAPTER JP-5 COURSE REQUIREMENTS

JP124 Jump Equipment
JP125 Jumper Courses
JP126 Spread Obstacles
JP127 Combinations
JP128 Permanent Obstacles
JP129 Water Obstacles
JP130 Substitution of Obstacles

© USEF 2026

JP131 Measuring Courses
JP132 Speed, Time Allowed, Time Limit, and Optimum Time
JP133 Posting and Walking Courses
JP134 Judge(s) Inspection of Courses
JP135 Jump-Off Courses

SUBCHAPTER JP-6 SCORING

JP136 General
JP137 The Competition Round
JP138 Timing
JP139 Disobediences
JP140 Falls
JP141 Knockdowns
JP142 Off Course
JP143 Breaking Ties
JP144 Violations

SUBCHAPTER JP-7 JUMPING FAULTS AND SCORING TABLES

JP145 Table of Jumping Faults
JP146 TABLE II—Classes scored on Faults and Time
JP147 TABLE II—Classes scored on Faults Only
JP148 TABLE III—Faults Converted Into Seconds
JP149 TABLE IV—Optimum Time Classes
JP150 Special Classes
JP151 Classes Offering $25,000 or more in prize money
JP152 FEI Classes and Classes not Covered Under these Rules

SUBCHAPTER JP-8 NATIONAL/INTERNATIONAL CHAMPIONSHIPS

JP153 Championship Qualification
APPENDIX A
USEF JUMPER SCHOOLING RULES

CHAPTER JP JUMPER DIVISION

SUBCHAPTER JP-1 GENERAL

JP100 Eligibility

1. In order to compete in any Jumper classes at licensed competitions as an exhibitor, rider, trainer, or their agent(s), a person must be an Active member of the United States Hunter Jumper Association, Inc., or pay a Show Pass fee to the United States Hunter Jumper Association, Inc. Exception: Local Competitions, competitions restricted to a particular breed, and exceptions listed in GR901.9.
2. USHJA Horse Registrations
   a. All horses competing in Federation licensed and/or USHJA sanctioned competitions with Hunter, Hunter Breeding, Jumper and Hunter/Jumping Seat Equitation classes (except those activities enumerated in GR901.9, items 1-9) not restricted by breed must be properly identified in accordance with GR1101, and must also be registered with USHJA (see GR1101.1). The USEF/USHJA registration number for each horse must be entered on all entry forms for licensed competitions.
   b. Applications for USHJA Registration can be completed online at www.ushja.org. Competition management is responsible for notifying exhibitors of this requirement in their prize list.
3. In addition to the provisions of JP 100.2, all horses competing in classes that require USHJA horse registration must provide a microchip number that verifies their animal's identity in order to compete for points, money won or be eligible for Federation and/or USHJA programs and awards where horses are required to be recorded or registered.
4. A microchip used to verify identity must be a fifteen digit ISO compliant 11784/11785 chip and be implanted in the nuchal ligament of the animal.
5. All horses that are competing in classes which require USHJA registration which are not microchipped will be ineligible to compete in Federation licensed competitions.
6. If a USEF Jumping Sport Sub-Committee or Jumper Task Force is composed geographically, the State of a Jumper member is the one that the member resides in the majority of the year. A person may apply to the Federation for permission to represent a different State.
7. The Zone of a rider qualifying to participate on a Zone Jumper team will be determined by the rider's point state. A rider's point state shall be the state given on the rider's membership application. That address is locked on December 1 of the competition year or the first day of the rider's membership activation, whichever comes first. However, a Life member's address is always locked on December 1 of the competition year. A rider may have only one domicile which is where the rider has their permanent home and where, whenever they are absent, intends to return. The address given on the membership application must be the state where the rider is domiciled at the time of membership activation or renewal. If a rider is found not in compliance with this rule, the rider may be subject to disqualification from representing a Zone Jumper Team. A person may apply to the Federation for permission to change their point state.

JP101 Horse Recording

1. The Federation maintains records of winnings in classes at licensed competitions.
   a. Jumpers must be recorded with the Federation in order to receive points towards any USHJA Zone or Horse of the Year awards, and to enter a USEF Show Jumping Ranking List class (Exception: Horses entered in a USEF Show Jumping Ranking List class that are owned by a member of another National Federation and, have proof, in English, of current membership in good standing of their own National Federation, GR901.9, item 9.). Jumpers must be registered with USHJA in order to receive points towards any Horse of the Year awards. Any change of a recorded horse's name and/or ownership must be recorded with Federation and USHJA in accordance with GR1105 and GR1107.

JP102 Horse Welfare

1. Conduct in the competition ring:
   a. Any action against a horse by a competitor in the ring, deemed excessive by the judge, may be penalized by any one or combination of the following: Recorded Warning, Yellow Warning Card, or elimination from the class.
   b. Such action(s) could include, but are not limited to, excessive or improper use of the whip, spurs, reins, rider's weight or rider's hands.
   c. In addition, after consultation with the Competition Manager and a Competition Steward, additional penalties, including one or more of the following: disqualification from competing within the upcoming 24-hour period, disqualification from the balance of the competition.
   d. All such violations must be recorded in the Steward's Report.
2. Conduct outside of the competition ring: Any action(s) against a horse by an exhibitor, deemed excessive by a judge, Federation Steward, Certified Schooling Supervisor or Competition Veterinarian anywhere on the competition grounds may be punished by Recorded Warning, Yellow Warning Card or elimination from the class. Such action(s) could include, but are not limited to: excessive or improper use of the whip, spurs, reins, rider's weight or rider's hands; lunging a visibly exhausted horse; lunging an obviously lame horse; chasing a horse with a lunge whip or other inappropriate use of the whip; the use of a lunge whip with any type of appendage or attachment, including but not limited to bags and flags; excessive and/or disruptive cracking of the whip. In addition, after consultation with the Competition Manager and a Competition Steward, additional penalties, including one or more of the following: the issuance of a Recorded Warning, Yellow Warning Card, disqualification from competing within the upcoming 24-hour period, or disqualification from the balance of the competition. All such violations must be recorded in the Steward's Report.
3. Disqualified competitors will forfeit all entry fees for disqualified classes.
4. The imposition of any of the above penalties will not preclude additional disciplinary action against the individual in accordance with GR838 Cruelty and Abuse.
5. Soundness: In a case of unsoundness sufficiently severe to be considered abusive, the judge(s) must eliminate the competitor from that class and inform the competition manager, who in conjunction with the Official Veterinarian and the Steward, will evaluate disqualifying the horse from further participation in the competition.

JP103 Schooling

1. Manual poling and use of offsets are prohibited.
2. Schooling Supervision Requirements
   a. An individual with a C1 Steward or Certified Schooling Supervisor license must be present in the schooling area during any Jumper class offering $10,000 to $24,999 in prize money. See GR1041 for conflict of interest restrictions.
   b. An individual with a "R" C1 Steward or Certified Schooling Supervisor license must be appointed to supervise schooling before and during the classes offering $25,000 or more in prize money. See GR1041 for conflict of interest restrictions.
   c. The minimum number of required competition Steward(s) must always remain available to attend to other stewarding duties. (See GR1211.4 and GR1041)
   d. Management is responsible for providing Certified Schooling Supervisors to supervise schooling for the Jumper warm up area of the ring offering the most prize money during that particular session during scheduled classes and warmups at Jumper Level 5 or higher competitions. (Exception: Competitions that are exclusively comprised of FEI Jumping classes, where FEI Stewards must be present). This Certified Schooling Supervisor for Jumper Level 5 or higher competitions cannot be one of the Competition Stewards.
   e. For all other Jumper warm-up areas and during scheduled classes and warm-ups, Management is responsible for providing designated individuals to supervise schooling. These individuals must have a clear view of their assigned warm up area.

3. See GR1034.10 for C1 Steward responsibilities.
4. A communication device (e.g. two way radio, or walkie talkie) must be available for each Senior Steward and schooling supervisor while on duty.
5. Schooling over obstacles in any competition area is permitted only at the time designated by the Show Committee. All other schooling over obstacles is permitted only within clearly identified areas and only at times designated by the Show Committee. Schooling over obstacles in any other area of the competition ground or at any other time is prohibited.
6. The Certified Schooling Supervisor's or an official competition steward's decision regarding schooling rules in the warm-up/schooling area is final. Any decision made by an unlicensed schooling supervisor, if agreed to by the Senior Steward, regarding schooling rules in the warm-up/schooling area is final.
7. The unsafe use of electronic devices, as determined by the competition steward in their sole discretion, including cell phones, with or without earphones/buds while mounted is prohibited in all areas designated for schooling and exercise, and while lungeing horses on competition grounds. Earphone(s)/Earbud(s) are prohibited in all areas designated for schooling & exercise.

JP104 Level Designations for Jumper Division

Competitions offering total Jumper prize money of:

Less than $5,000	USEF Jumper Level 1
Between $5,000 and $24,999	USEF Jumper Level 2
Between $25,000 and $49,999	USEF Jumper Level 3
Between $50,000 and $124,999	USEF Jumper Level 4
Between $125,000 and $199,999	USEF Jumper Level 5
$200,000 and above	USEF Jumper Level 6

Unless otherwise approved by the Federation, prize money (including exhibition class prize money), bonus money, add-backs, leading rider, and/or any other award (including series awards), whether cash or in-kind, are all included in the calculation for total Jumper prize money when determining Jumper Level. All elements of the total Jumper prize money must be included and reported to the Federation in the Prize List and competition results. Leading Rider and/or other series awards do not count toward USEF Horse of the Year standings or qualification for any other USEF competitions. All competitions included in a series must be the same jumper level, unless otherwise approved by the Federation.

JP105 Officials

1. Judges.
   a. Jumper classes offering more than $2,500. must have a judge of Registered status. (For classes offering $25,000 or more, see JP105.1d and JP151.2).
   b. A scorer in addition to the required judges may be used in any class.
   c. In all classes with prize money of $5,000 or more and in all classes offering $500 or more in the main Jumper ring at USEF Jumper Rating 3 competitions or higher, a single judge may serve in no more than 2 of the following capacities: Judge, electric timer operator, or announcer.
   d. For classes offering $25,000 or more in prize money a total of two Federation licensed 'R' judges are required, one of whom will act as official timer. A third judge is necessary in the field to score the lath for the water jump, this can be a 'r' judge at competitions below Rating 4. In addition, two back up timers with stop watches are required.
   e. In any ring where there is more than one judge officiating, one judge will be designated the senior judge, who will have the final decision on any rulings.
   f. An FEI Licensed Jumper Judge is also eligible to fill any of the above positions.
2. Course Designers.
   a. The Jumper Course Designer must be on the grounds during the classes they have built. The Jumper Course Designer or their designated representative must be present at the ring(s) during all Jumper classes for which they have responsibility and be available to report to the judge at any time. The course

designer, or their designated representative, must ensure that the courses are properly set for the competition.

   b. A ‘r’ or ‘R’ Jumper Course Designer is required to officiate for all Jumper classes at Rating 2 or higher Federation licensed competitions.
   c. An ‘R’ license is required to officiate for any Jumper classes offering $25,000 or more in prize money.
3. Stewards.
   a. If there is only one (1) Steward at a competition with Jumper classes, they will assume the duties of a Senior Steward as specified in JP103, in addition to their normal duties.
   b. USEF Category 1 Stewards at competitions with Jumper classes will be knowledgeable with reference to the Jumper rules, including but not limited to those pertaining to schooling, equipment, personnel, tack, attire, jumping order, heights and standards of difficulty, course requirements, breaking ties, and class requirements and specifications.
4. Certified Schooling Supervisors. See JP103.
5. Veterinarian. In reference to GR1211.5.a. every competition must have a qualified veterinarian present throughout the competition if the previous year’s competition’s entry number was 200 horses or greater.

JP106 Equipment and Personnel

1. Timing Equipment. Automatic timing equipment with a time out function must be used at competitions offering $2,500 or more in their jumper division.
   a. A count-down clock, indicating the remaining time available to start following the audible tone and visible to the rider, must be in use for any class offering $2,500 or more in prize money.
2. Timer Technician. For any Jumper class, a timer technician may be used to operate automatic timing equipment as long as the required number of judges is officiating. An exhibitor may not compete in any class where they are a family member or client of the timer technician.
3. Backup Timing. When automatic timing equipment is used, management must provide one person to time manually, other than the judge. Management must provide the manual timer with a digital stop watch with a time out feature reading at least in hundredths of a second. (Exception, JP151.2)
4. Manual Timing. If a competition offering less than $2,500 in prize money does not have automatic electrical timing equipment, management must appoint at least two persons other than the judge who will jointly act as timers. Management must furnish each of them with digital stop watches with a time out feature reading at least in hundredths of a second.

JP107 Prize List and Scheduling

1. Management may change the Table under which a class of under $25,000 is originally offered due to unforeseen circumstances; examples include, but are not limited to: impending inclement weather, excessive entries, possible loss of daylight. Competitors must be provided notification of changes to the Table a minimum of two hours in advance of the start of the class. Any competitors entered in the class no longer wishing to compete under the new Table must be given a full refund of entry fees.
2. Class specifications. The prize list must specify for each class the Table and Section, specific height, or Standard and the speed at which the time allowed will be calculated. 382 yd/min (350 m/m) is the default speed if not listed in the prize list or competition web site.
3. Other requirements. The prize list must also indicate: the type of footing available in warm-up areas and competition arenas, as well as the dimensions of the competition arenas; the method of breaking ties for other than first place; the method for establishing the jumping order; and the method of determining Championships where offered. In addition, if jumper sections/classes are offered which are not covered within the definitions contained in this Rule, full specifications (including eligibility requirements) must be contained in the prize list.
4. Classes per Day. No more than three classes in any section may be held on any one competition day.
5. Scheduling. No more than two classes in different sections may be run simultaneously, and those classes must be run over the same course with the same scoring specifications.

6. Dividing classes or sections during a competition. Should management choose to divide a class or section during a competition, they may add classes of a different fence height providing the following conditions are met:
   a. Notice is given to affected competitors at least 12 hours in advance of any added class.
   b. The fence height of the new class(es) fits within the range of Federation rules to allow for the particular section being divided.
   c. Prize money for any added class(es) or section cannot exceed the prize money offered in the original class(es) or section.

JP108 Prize Money

1. In all classes offering more than $500 in prize money:
   a. the last place must at least equal the start fee.
   b. money places must be awarded on the basis of one place for every four commenced starters. The original prize moneys must be distributed as printed in the prize list. If additional prize money is necessary, the money awarded to each place must at least equal the starting fee.
2. Altering Prize Money. Competitions may not change the amount of prize money awarded in a class from that indicated in the prize list unless all conditions affecting such changes are clearly delineated in the prize list, or after publication of the prize list within 30 days of the start of the competition. Such conditions to be included in the prize list; the number of entries received by what date or time that will cause change in conditions or cancellation; what entry fee will be charged in the event of a change; and the policy for refund of entry/nomination fees for competitors electing not to compete under the changed conditions. The specific division of the prize money to be distributed in the class must also be indicated in the prize list. If prize money is reduced, the entry fee must also be reduced. Exception: If there are less than eight (8) entries in a class, the provisions of GR903.4 will also be applicable.
3. Prize Money by Section. Competitions with Jumper Rating 2 or higher will, in principle, allocate their prize money, including bonus money, cash or in-kind gifts and exhibition class prize money, which must be included and reported to the Federation in the Prize List and the competition results for purposes of determining total Jumper prize money, according to the following:
   a. Prize money should increase as the height, spread, and technical difficulty of the courses increase.
   b. If a competition offers Junior and Amateur classes/sections, no more than 40% of the prize money in these classes/sections should go to the lower height classes/sections.
   c. The above applies to the prize money within sections, and also to any special classes or Classics.
4. The maximum amount of prize money (including bonus money, cash, or in-kind gifts and exhibition class prize money) allowed to be offered in a Junior and/or Amateur Jumper class held below 1.20m is $10,000. This must be included and reported to the Federation in the Prize List and the competition results for purposes of determining total Jumper prize money. Competitions must apply to the Jumping Sport Committee, a minimum of 90 days prior to the start of the competition, for permission to offer more than $10,000 in prize money, including bonus money, cash or in-kind gifts and exhibition class prize money.
5. For add-back classes, the base prize money (or money guaranteed by management) for a class plus any bonus money, if offered, is used to determine the requirements for that class as it pertains to attire, tack, equipment, officials, etc.
6. See GR 832.6 for Interruption of Procedure due to weather or other emergency for Jumper Classes.
7. Per JP 123.1.c, if classes of different heights are combined, one of the following methods must be used:
   a. The entry fee, prize money, and payouts for each placing will follow the class that has the higher prize money in accordance with the prize list. The start fee must be refunded to declared competitors who choose not to declare for the combined class.
   b. The entry fee, prize money, and payouts for each placing will follow the relevant entries of original classes, in accordance with the prize list.

JP109 Nominating Fees

Nominating Fees. A nominating fee may be charged for either the Jumper Division or for each Jumper Section, but not both. Exceptions:

1. An additional nominating fee may be charged for the highest prize money class at the show. If this fee is for a class offering $25,000 or more in prize money, the total amount of Entry and Nominating fees assessed must not exceed 2% of prize money per JP151.6.
2. Nominating Fees may not be charged for Young Jumper classes or sections.

BOD 06/17/2025 Effective 12/1/2025

JP110 Show Championships

1. Number of Classes. Championships are optional, but if offered, a minimum of three (3) classes must be held in the section.
2. Methods of Determining. If Championships are offered, they must be decided on the basis of points won in classes throughout a section, on the basis of money won in the section, or on the results of the highest prize money class in the section, provided qualification was required for that class based on results of earlier classes in the section.
   The method of determining Championships must be stated in the prize list. The Competition Committee must post a score card of winnings throughout the competition where it is available to exhibitors at all times. Credit towards Championships will be given only for the first six ribbons when points are the determining factor. Ribbons have the same value even if less than the specified six places are awarded due to lack of entries. First Place...10 points, Second Place...6 points, Third Place...4 points, Fourth Place...2 points, Fifth Place...1 point, Sixth Place...1/2 point. If a competition offers Bonus Points to classes in the prize list: First Place...15 points, Second Place...9 points, Third Place...6 points, Fourth Place...3 points, Fifth Place...2 points, Sixth Place...1 point.
3. Ties. Ties involving Championships must remain tied, with tied horses receiving equal legs on any trophy. Exception: the bonus point class may be used to break Championship ties if so stated in the prize list.

JP111 Tack and Attire

1. Martingales. The following rules only apply to riders while in the competition ring.
   a. Classes offered at 1.30m or below—No martingale restrictions when used in a conventional manner (see also JP111.4). See JP111.1b for conventional manner.
   b. Classes offered above 1.30m (and all classes restricted to young horses)—The only martingales permitted are running martingales used in the conventional manner. Running martingale used in the conventional manner: Only one martingale stopper per rein is allowed. The stopper must be positioned between the ring of the martingale and the attachment of the rein to the bit, hackamore or bridle. Exception: Irish martingales are permitted in all classes. Adjustable reins may not be used with running martingales.
2. Whips. Competitors are prohibited from using a whip that is longer than 30” (75cm) while in the process of jumping or schooling over fences. A rider may not carry more than one whip. Whips that are weighted at the end are prohibited at any time.
3. Spurs. Spurs must be made of smooth metal or plastic. Rowel spurs with serrated edges are not permitted. Hammer spurs are allowed. Metal or plastic “impulse” spurs with round hard plastic or metal knobs and “Dummy” spurs are allowed. The contact surface with the horse and all edges must be smooth rounded. When mounted, athletes may wear only one spur on each boot.
4. See GR 839.2 for Nosebands.
5. Curbs. When using a curb with any leverage bit, it must be constructed of loose links, joints, and/or lie smooth against the jaw of the horse and be free of twists, sharp objects or anything inhumane. A curb may be

wrapped or inserted into a cover for the comfort of the horse. A curb may not be used in conjunction with wire, metal, rawhide, metal “keepers”, or any other substance except for attachment of curb to the bit.

6. Draw Reins/German Martingales. Draw reins and German martingale may not be used in any competition/class restricted to Ponies, Juniors, and/or Amateurs, or by age of horse. Draw reins and German martingales may only be used in a conventional manner when schooling or in classes with no prize money that are offered at 1.20m or below. Draw reins and/or German martingales may not be used on Ponies at any time when ridden by a Junior. No other head set devices (chambon, etc.) are permitted in any class.
   a. Cable or metal tie downs are prohibited for use on horses and ponies.
7. The total maximum weight of equipment allowed to be added to a Horse’s leg, front or hind (single or multiple boots, fetlock rings, etc.), is 500 grams or 17.637 ounces (shoe excluded). Failure to comply with this paragraph will incur disqualification.
   a. See JP 117.2 for Classes Restricted by Age of Horse.
   b. For classes to be included in the USEF Ranking List, the following will also apply to hind boots during and while schooling for the class. Fasteners may only be Velcro, stud type, or hook type. No mechanism that allows the fastener to double back on itself or any kind of leverage to be applied to the fastener is permitted. No additional elements may be added to or inserted in the boot itself. The inside of the boot must be non-abrasive and smooth, that is, the surface must be even and there may not be any pressure points on the inside of the boot. Sheepskin linings are allowed.
8. Stirrups
   a. Tied Stirrups. Any rider competing with their stirrup, stirrup leather or foot tied and/or secured in any manner, will automatically be eliminated from that class. Riding anywhere on the competition grounds with stirrup, stirrup leather or foot tied or otherwise secured is cause for disqualification, by the steward, of that rider from the subsequent class in which the rider is entered. In the case of junior or amateur riders, the steward will note the trainer’s name(s) on the Steward’s Report and further disciplinary actions may be taken by the Federation.
   b. Stirrups allowed by the FEI are also allowed in all Federation Jumper classes.
9. See GR801.2 and .4 for Safety Helmets and Safety Vests.
10. No mounted exhibitor may wear or carry an electronic verbal communication device (i.e., cellular telephone, pager, walkie talkie, etc.) while in the competition ring that may result in a competition advantage, as determined by the Federation at its sole discretion. The penalty for wearing or carrying a forbidden device if observed by the judge may be elimination from the class during which the device was worn or carried. Exception: A disabled participant may use electronic devices if, prior to the class, they present to the Federation Steward written justification from treating personnel setting forth the necessity for the equipment.
11. Attire
    a. Formal Jumper Attire. Dark, muted or similar colored, or red (scarlet) coats are required; team or sponsored coats of different colors are also permitted; white or fawn breeches; a white tie, choker (unless the shirt, by design, has the chocker built in for its intended use) or hunting stock, and a white or lightly colored shirt must be worn. Shirts must have a white collar and white cuffs. Shirts must be fastened at the neck and tucked into breeches. Boots are required. Half chaps are permitted as long as the color matches the paddock boots being worn. Members of the Armed Services or the police may wear the service dress uniform with protective headgear. (See General Rules, GR801.3)
    b. Proper Jumper Attire. Coats of any color are required. Breeches must be light color (white, fawn or canary). Pastel and dark colored breeches are not allowed. Shirts, light in color, must be tucked into breeches and fastened at the top of the neck. Ties or chokers of any color must be worn (unless the shirt, by design, has the choker built in for its intended use). Boots are required. Half chaps are permitted as long as the color matches the paddock boots being worn.
    c. Standard Jumper Attire. Coats are not required. Breeches of any color are permitted. Shirts (polo shirts are permitted) must have collars and sleeves (sleeves may be either long or short), and must be tucked into breeches. Sleeveless shirts and shirts with exposed hoods are prohibited. Boots are required. Half chaps are permitted as long as the color matches the paddock boots being worn.

d. In extreme weather conditions, the use of jackets, sweaters or raincoats with or without hoods can be allowed by management and/or permission from the Jumper Judge/s. Permission must be granted before entering the competition ring.
e. In cases where the above requirements are not followed, the penalty for a first or minor offense will be a warning and for repeated violations by the same exhibitor at the same event, the penalty may be elimination.

12. (Back) Numbers: Any competitor who competes in a class without a number or with an incorrect number will be noted on the Judge's card and:
    a. will received a verbal warning for the first occurrence;
    b. may receive a Recorded Warning for the second occurrence at a competition; and
    c. may be eliminated by the judge, for the third occurrence at a competition.
13. A rider who loses their headgear or whose harness becomes unfastened during the course of their round must recover and replace it, or in the case of the harness becoming unfastened must refasten it. In such case, the rider will not be penalized for halting to retrieve their headgear and/or refasten the harness, but the clock will not be stopped. A rider who jumps or attempts to jump an obstacle without headgear or with a harness incorrectly fastened or not fastened will be eliminated unless the circumstances rendered it unsafe for the rider to stop immediately in order to refasten the harness (e.g. if the harness becomes unfastened in the middle of a combination or one or two strides before the obstacle in question). See also GR 801 and JP136.10.
14. Hooded blinkers, sunglasses, fly masks, goggles, etc. that cover the horse's eyes are only allowed with a veterinary certificate stating the necessity. Blinkers or cheek pieces attached to the bridle may not exceed 5cm (2").

BOD 06/17/2025 Effective 12/01/2025

JP112 Starting Order (See also JP151 for classes offering $25,000 or more)

1. When a starting order is used, the order in which horses are to jump must be posted in a conspicuous place, at least one-half hour prior to the start of the class. The class cannot be started prior to that time without permission of all exhibitors. The jumping order must be legible to a mounted rider. A systematic rotation of the starting list must be employed throughout the classes of a section so that a complete cycle is made during the competition.
    a. A starting order must be used for all classes offering $5,000 or more in prize money.
    b. A starting order must be drawn for the highest money class in each section, unless the order is automatically established by the results of a previous class(es).
2. Establishing the Order. (Either manually or via computer)
    a. The jumping order for the first round must be established by one of the following procedures:
        1. the horses' names are drawn individually, starting with the first position and then working down;
        2. the horses' names are listed and their positions drawn;
        3. the horses' names and the positions are both drawn;
        4. Any other system must be approved by the Jumping Sport Committee if it differs from any of the above.
        5. The method for establishing the order must be printed in the prize list or option 1 must be used.
    b. Multiple Rides. If the same rider has two or more horses drawn too close together, the order may be adjusted so that there will be a minimum of eight horses (if available) separating them. To adjust the order for the multiple rides, the horse drawn first will move up as far as possible in the order before the second horse is dropped down and so on down the line.
    c. All horses ridden by a single rider must be ridden in the sequence that appears on the jumping order in all rounds of a competition unless class specifications call for a new order for a second round and/or jump-off. If a rider with multiple horses competes out of the drawn sequence of their horses in any class with a drawn and posted order, the remaining out of sequence horses will be eliminated, unless the out of sequence rides are approved in advance by the judge due to extraordinary circumstances. (Exception: In Table II, Sec 2(a/b) classes, riders with multiple horses may jump-off immediately or later with each horse as they choose.)

d. Two Sessions. In classes in which individuals are permitted to ride more than one entry, the first round may be split into two parts, with all riders riding one horse in the second part. (The first part will consist of riders' second, third, etc., horses.) For riders with more than one entry, a draw must be done to decide which horse will go in the second part. The order for both parts of the first round will be established by a draw.
e. Two Round Competitions. In classes with two rounds prior to the jump-off the order for the second round must be established by one of the following methods: a) the competitors return in the first round's order; b) the competitors return according to their faults in the first round, competitors with equal faults maintaining their original order; c) the competitors return according to their faults and times in the first round.

3. Jump-Off Order. Jump-off orders must be established by following one of the following procedures: a) the competitors return in the original order; b) the competitors return in the previous round's order; c) the competitors return according to their times in the first or second rounds.
   Unless rules of a Table state otherwise, the starting order in the jump-off(s) must remain the same as the official starting order that is established and posted for the initial round, irrespective of any competitors who might have voluntarily moved up in the order during the initial round.
4. Moving Ahead in the Order.
   a. To minimize delays, management may permit a rider to compete ahead of their posted order in a class.
   b. Competitors with multiple rides; even if allowed by management to move ahead in the order, may NOT compete out of sequence per JP112.2b.
5. Accuracy of Jumping Order. It is the rider's responsibility to make sure their name or number or each of their horse's names or numbers are on the jumping order before the class begins. Failure to do so may result in elimination by management.

JP113 USHJA Programs and Classes

Exhibitors must be Federation and USHJA active members and horses must be USEF recorded and USHJA registered in order to participate in the following programs. See www.ushja.org for complete specifications.

1. USHJA Platinum Jumper Championship;
2. USHJA National Championship (exception: Affiliate classes);
3. USHJA Zone Jumper Team Championship;
4. USHJA Zone Horse of the Year Championship; and
5. USHJA Young Jumper Championship; and
6. USHJA 1.0/1.05m Junior/Amateur Zone Jumper Championship – Jumper Rating 3 and above

Horses competing in these programs shall accrue USEF and/or USHJA Zone Horse of the Year points in accordance with the specifications available at www.ushja.org

Competitions eligible to host the following are:

1. USHJA Platinum Jumper Championship – Jumper Rating 3 and above
2. USHJA National Championship –Jumper Rating 1 - 6
3. USHJA Zone Jumper Team Championship – Jumper Rating 3 and above
4. USHJA Zone Horse of the Year Championship – Jumper Rating 3-6
5. USHJA Young Jumper Championship – Jumper Rating 1-6
6. USHJA 1.0/1.05m Junior/Amateur Zone Jumper Championship – Jumper Rating 1-6

BOD 06/17/2025 Effective 12/01/2025

SUBCHAPTER JP-2 ELIGIBILITY, QUALIFICATION AND RESTRICTION OF ENTRIES

JP114 Eligibility

1. Jumpers may be of any breed, height, or sex. (Exception: Pony Jumpers, see JP119.4)
2. Stallions. Junior riders may show stallions. (Exception: Stallions are prohibited in Pony Jumper Sections. See JP119.4)
3. Sections. Sections or Classes may be offered for Junior, Young Rider or Amateur riders; and/or for Pony, Young Horse, Open Jumpers or Thoroughbred Jumper. Competitions may offer any or all sections, as well as specific Sections or Classes differentiated by specific height. (See Subchapter JP-3 for definitions and specifications for each of the sections mentioned above.) If Jumper sections are offered which are not covered within the definitions contained in Chapter JP, full specifications (including eligibility requirements) must be printed in the prize list or referred in the Prize List to a conspicuous place on the competition's website.
4. Ineligible Horses. If a horse is shown in a class for which it is ineligible, the owner will be fined $500 for a first offense; if it is not the owner's first offense, the horse will be suspended from competing in licensed competitions for a period of three months. If the owner wishes to appeal or dispute the action taken, and gives notification to the Federation within 10 days of their notification from the CEO or their designee, such suspension will be deferred until the matter has been resolved following a hearing by the Federation's Hearing Committee, whose decision shall be final.

JP115 Limiting Entries and/or Qualifying

1. Cross Entry. Unless USEF rules or the prize list restricts horses to a particular section or sections, horses may compete in another section(s).
2. Horses per Rider. If the number of horses per rider will be limited, the prize list must so state.
3. Prior Classes. Management may require horses to enter and compete in one or two classes at the same competition in order to be eligible for the stake or largest money class in a section. The number of starters in this highest prize money class of a section may be limited (and/or the starting order determined), based on results of the prior class(es), provided that the system to be used is stated clearly in the prize list.
4. Restrictions on Entry.
   a. Jumper sections restricting entries based on winnings must use prize money won in the horse's respective section (i.e., Amateur Owner, Junior, Amateur Owner/Junior, and Open Jumper) during the specified time period; however for Jumper sections/or classes for which a Federation endorsed Computer Ranking List has been established, this list (as of a date indicated in the prize list) may be utilized instead of prize money won. Management may also allow the winner of the previous year's class to enter without further qualifying.
   b. Any competition wishing to set restrictive criteria for accepting entries other than as specified above may make written application to the Federation Jumping Sport Committee, at least 120 days prior to the event, detailing the criteria being requested. The Jumping Sport Committee will issue a recommendation for consideration by the International Disciplines Council which may approve any such application in its discretion and may condition any such approval in its discretion, and must in all instances require that there be publication in the prize list or otherwise of such restrictive criteria sufficiently in advance of the closing date of entries where appropriate, for all interested to have a fair opportunity to enter. This is a one-time requirement, and further approval is not required provided the system of qualifying does not change.
5. Elimination Trials. When the number of entries warrants it, elimination trials may be held. Elimination trial scores of the competitors eligible to compete for the final awards may be added to their respective scores in the finals with the total scores used to determine the winners, or the finals may be scored independently of the elimination trials. If the total score is to determine the winners, announcement must be made of each competitor's score in the preliminaries at the time of the finals.

SUBCHAPTER JP-3 SECTION SPECIFICATIONS

JP116 Jumper Sections/Classes Restricted by Prior Winnings

1. Organizers may offer classes or sections that restrict horses based upon money won.
2. Money won is based upon cash winnings in any jumper classes, whether or not held at a USEF Licensed Competition.
3. Responsibility for keeping an accurate account of winnings rests with the owner. Exhibitors are solely responsible for insuring that eligibility requirements are met, and rely at their own risk upon inquiries made to the Federation's office concerning the standings of their horse(s).

JP117 Young Jumpers Sections/Classes Restricted by Age of Horse

1. Eligibility. Age restricted classes are open only to horses recorded with the Federation and age verified in accordance with Federation Policies and Procedures. Age can be verified only through the following identification documents:
   a. Registration papers, Certificate of Pedigree or passport issued by a breed or sport horse registry approved by the Federation.
   b. Horse Identification Document issued by a breed or sport horse registry approved by the Federation that states the registered name of the horse, the registration number of the horse and age of the horse.
2. Boots: The total maximum weight of equipment allowed to be added to a horse's leg, front or hind (single or multiple boots, fetlock rings etc.), is 350g (shoe excluded).
   a. Hind Boots: Non-weighted non-performance enhancing (any boot that does anything but protect the horse's leg/ankle will be considered performance enhancing) hind ankle boots are permitted for horses entered in classes restricted to 4-, 5-, 6-, or 7- year-olds while in age restricted competition or preparing for the age restricted class. No other hind boots are permitted for horses entered in age restricted classes during those times. All hind leg protections must have a maximum interior length of 16 cm; the width of the fastener must be at least five cm. The following criteria must be respected in relation to hind boots worn in classes restricted by age of horse:
      1. The inside of the protection must be smooth, that is, the surface must be even and there may not be any pressure points on the inside of the boot; sheepskin linings are allowed.
      2. Only non-elastic Velcro-type fasteners are permitted; no hooks, buckles, clips or other methods of attaching the fasteners may be used;
      3. The rounded rigid part of the protection must be placed on the inside of the fetlock;
      4. No additional elements may be added to or inserted in the boot itself, other than a protective flap, providing it is soft and clearly intended for protection only.
3. 0.90/.95m Young Jumper:
   a. Open to horses that meet 4-, 5-, 6-, or 7-year-old age requirements listed in JP117.1. Horses cannot have shown in Open Jumper Classes offering $25,000 or more in prize money with fence heights of 1.10m or higher.
   b. Classes will be scored under Table II (all clear rounds stay equal).
   c. Courses to be set at 0.90-0.95m. Speed of 325 m/m.
   d. Classes can be run concurrently, but the course must follow the .90m Young Jumper course requirements.
4. 1.00/1.05m Young Jumper:
   a. Open to horses that meet 4-, 5-, 6-, or 7-year-old age requirements listed in JP117.1. Horses cannot have shown in Open Jumper Classes offering $25,000 or more in prize money with fence heights of 1.20m or higher.
   b. Classes will be scored under Table II (all clear rounds stay equal).
   c. Courses to be set at 1.00-1.05m. Speed of 325 m/m.
   d. Classes can be run concurrently, but the course must follow the 1.00m Young Jumper course requirements.

5. 1.10/1.15m Young Jumper:
   a. Open to horses that meet 4-, 5-, 6-, or 7-year old age requirements listed in JP117.1. Horses cannot have shown in Open Jumper Classes offering $25,000 or more in prize money with fence heights of 1.25m or higher.
   b. Classes will be scored under Table II (all clears stay equal). After July 1, classes may be scored under Table II, Sec 2.a, b, or d.
   c. Courses to be set at 1.10-1.15 m. Speed of 325m/m.
6. 1.20/1.25m Young Jumper:
   a. Open to horses that meet 5-, 6-, or 7-year old age requirements listed in JP117.1. Horses cannot have shown in Open Jumper Classes offering $25,000 or more in prize money with fence heights of 1.35m or higher.
   b. Classes may be scored under Table II, (all clears staying equal); or Table II Section 1 or 2a, b, or d.
   c. Courses to be set at 1.20 - 1.25 m. Speed of 350 m/m.
7. 1.30/1.35m Young Jumper:
   a. Open to horses that meet 6-, or 7-year-old age requirements listed in JP117.1. Horses cannot have shown in Open Jumper Classes offering $25,000 or more in prize money held at the National or High Performance Standard
   b. Classes may be scored under Table II, Section 1 or 2 a, b, or d.
   c. Courses to be set at 1.30 - 1.35 m. Speed 350 m/m.
8. Course Requirements
   a. General for all ages:
      1. Before July 1, all courses must be set in ascending height and the first jump of the course and the first element of any combination must be set 5cm lower than the lowest height permissible under the rule for the age category.
      2. There should be at least two changes of direction, preferably more.
      3. The first obstacle should be inviting, not difficult (i.e. no blind corners).

   b. 0.90m, 1.00m, 1.10m Young Jumpers
      1. All courses must be basic and straight forward.
      2. Obstacles must be inviting.
      3. Before July 1, all courses must be set in ascending height and the maximum height cannot be used in the first 30% of the course
      4. The first fence and the first element of any combination must be set 5cm lower than the height specified for the class.
      5. Combinations cannot be used before fence number four.
      6. Triple combinations cannot be included before July 1. Triple combinations are not permitted in any 0.90m or 1.00m Young Jumper courses.
      7. Only one spread obstacle may be included per combination.
      8. A Liverpool cannot be used as part of a combination.
      9. If a Liverpool is used, it must be used as an option. When using a Liverpool at a vertical, the rails must be in the center. When using a Liverpool at an oxer, the front edge of the Liverpool must be in line with the front element of the oxer.
      10. Three (3) stride lines cannot be used before July 1.
      11. Flower boxes or ground rails should used in front of obstacles to encourage a visual aid.
      12. Normal distances should be used in related lines, whether straight or bending.
      13. The fill must be consistent in each element of the combination and must not be a solid or visual distraction.
      14. Indoor arenas: Whenever possible, obstacles should not be placed directly on the wall.
   c. 1.20m Young Jumpers
      1. Before July 1, all courses must be set in ascending height and the maximum fence height cannot be used in the first 30% of the course.
      2. Triple combinations may only include one spread obstacle before July 1.

3. Water jumps cannot exceed 11' (3.30m) and must use a rail over the water with a lath on the landing side. Water jumps should be in the second half of the course, and another obstacle must be offered as an option. The rail must be judged and if the lath is also judged, it must be marked on the course.
4. A Liverpool cannot be used as part of a combination.

d. 1.30m Young Jumpers
1. If a Liverpool is used in a combination, it may only be used as the first element, and may not be used before July 1.
2. Water jumps cannot exceed 12' (3.60 m) and must use a rail over the water with a lath on the landing side, and another obstacle must be offered as an option.

9. Restrictions. See also specific restrictions in each age category above.
   a. Horses may only compete in one Young Jumper height section each competition day.
   b. 4-year-olds may only compete in Young Jumper classes up to and including 1.10m.
   c. 5-year-olds may only compete in Young Jumper classes up to and including 1.20m.
10. Classes may be combined and run as one class when there are less than 4 in a given height category. Course guidelines, class specifications, and scoring must conform to those specified for the lowest height section jumping in the combined class.
11. Classes may be combined with an open jumper class held at the same height. Course requirements, class specifications, and scoring must conform to those specified for the lowest height section jumping in the combined class.
12. National and Zone Horse of the Year points
    a. Horses may compete in age restricted classes in the month of December but they will not be eligible for HOTY points (GR 1134.2).
    b. Horses will receive National and Zone HOTY points in the height section they competed in.
13. Special Competitions. Exceptions to any of the above listed conditions may be made only with the permission of the Federation Jumping Sport Committee prior to the printing of the prize list.
14. For scheduled Young Jumper classes, any schooling jump 1.00m or over must have a minimum of two rails, in cups, on the take-off side of the jump, regardless of whether a ground line is used. The lower rail must always be below 1.00m. See JP103.2.c.

BOD 06/17/2025 Effective 12/01/2025

JP118 Sections/Classes Restricted to Junior, Amateur or Young Riders

1. Amateur Jumper: A horse that is ridden by an Amateur. Classes are restricted to riders who are no longer eligible to compete as junior exhibitors. See GR 1306 for Amateur Rules.
   a. Amateurs may compete up to two horses, they do not own, per height section of Amateur Jumpers per competition. There is no limit on the number of horses that may be ridden by the owner or an amateur member of the owner's family.
   b. Dividing Classes. class within a section with eighty (80) or more entries at the beginning of the first class must be divided. If there are eighty (80) or more entries remaining in a class after it has been divided, the class must be redivided by every other number or a California Split.
   c. Level of Difficulty:
      1. 1.40/1.45m Amateur classes will have courses set at 1.40m (4'7") to 1.45 m (4'9'). The maxi-mum height for the first class of this section, and for any classes in which time is the deciding factor in the initial round, is 1.40 m (4'7"). All Amateur classes set at 1.40m to 1.45m will be pointed towards the 1.40/1/45m Amateur category for the purposes of HOTY awards.
      2. 1.30/1.35m Amateur classes will have courses set at 1.30m (4'3") to 1.35m (4'5"). All Amateur classes set at 1.30m to 1.35m will be pointed towards the 1.30/1.35m Amateur category for the purposes of HOTY awards.
      3. 1.20/1.25m Amateur classes will have courses set at 1.20m (3'11") to 1.25m (4'1"). All Amateur classes at 1.20m to 1.25m will be pointed towards the 1.20/1.25m Amateur category for the purposes of HOTY awards.

4. 1.10/1.15m Amateur classes will have courses set at 1.10m (3’7”) to 1.15m (3’9”). All Amateur classes set at 1.10m to 1.15m will be pointed towards the 1.10/1.15m Amateur category for the purposes of HOTY awards. These specifications will apply unless addressed by specific USHJA Zone specifications (available at www.ushja.org).
5. 1.00/1.05m Amateur classes will have course set at 1.00m (3’3”) to 1.05m (3’5”). All Amateur classes set at 1.00m to 1.05m will be pointed towards the 1.00/1.05m Amateur category for the purposes of HOTY awards. These specifications will apply unless addressed by specific USHJA Zone specifications (available at www.ushja.org).
6. Local competitions - no minimum course requirements and no points towards National Horse of the Year awards.

2. Junior Jumper: A horse that is ridden by an individual who has not reached their 18th birthday. (See GR103).
   a. Dividing Classes. Any class within a section with eighty (80) or more entries at the beginning of the first class must be divided. If there are eighty (80) or more entries remaining in a class after it has been divided, the class must be redivided by every other number or a California Split.
   b. Level of Difficulty.
      1. 1.40/1.45m Junior classes will have courses set at 1.40m (4’7”) to 1.45 m (4’9’). The maximum height for the first class of this section, and for any classes in which time is the deciding factor in the initial round, is 1.40 m (4’7”). All Junior classes set at 1.40m to 1.45 m will be pointed towards the 1.40/1.45m Junior Jumper category for the purposes of HOTY awards.
      2. 1.30/1.35m Junior classes will have courses set at 1.30 m (4’3”) to 1.35 m (4’5”). All Junior classes set at 1.30 m to 1.35 m will be pointed towards the 1.30/1.35m Junior Jumper category for the purposes of HOTY awards.
      3. 1.20/1/25m Junior sections will have courses set at 1.20m (3’11”) to 1.25m (4’1”). All Junior Jumper classes at 1.20m to 1.25m will be pointed towards the 1.20/1.25m Junior Jumper category for the purposes of HOTY awards.
      4. 1.10/1.15m Junior classes will have courses set at 1.10m (3’7”) to 1.15m (3’9”). All Junior classes set at 1.10m to 1.15m will be pointed towards the 1.10/1.15m Junior category for the purposes of HOTY awards. These specifications will apply unless addressed by specific USHJA Zone specifications (available at www.ushja.org).
      5. 1.00/1.05m Junior classes will have course set at 1.00m (3’3”) to 1.05m (3’5”). All Junior classes set at 1.00m to 1.05m will be pointed towards the 1.00/1.05m Junior category for the purposes of HOTY awards. These specifications will apply unless addressed by specific USHJA Zone specifications (available at www.ushja.org).
      6. Local Competitions - no minimum course requirements and no points towards National Horse of the Year awards.
3. Jumper classes held below .90m that are restricted to Junior and/or Amateurs, must not be scored under Table II, Sec .1 (see JP 146.2) or Table III (see JP 148). Courses must not include combinations (see JP 127).
4. Young Rider Jumper: A horse ridden by a young rider under the rules of the Federation. Individuals are eligible as Young Riders from the beginning of the calendar year in which they reach the age of 16 until the end of the calendar year in which they reach the age of 21.
5. Combined Sections. A section or sections combining Amateur, Juniors, and/or Young Riders may be offered.
   a. Dividing of Combined Sections/Classes. After the prize list is published, if entries so warrant this section may be split into separate sections. Any class with fifteen or more Junior Jumper entries and fifteen or more or Amateur Jumper entries must be divided, and the prize money must be doubled. Exception: Special Classes i.e. Combined Classics or the highest prize money class of the section.
   b. Combining of Sections. If Junior and/or Amateur sections are offered separately in the prize list, the sections may be combined if there are eight or less entries in either section.
6. Restrictions
   a. Any athlete that competes in an FEI Championship for Seniors (i.e. World Equestrian Games, Olympic Games, Pan-American Games, World Cup Finals) is ineligible to compete in any Junior and/or Amateur Jumper class with the same horse for a period of one year.

b. Any athlete that competes in a CSI4*, a CSI-W or CSIO is ineligible to compete in a Junior and/or Amateur Jumper class held below 1.40m at that same competition.
c. Any athlete that competes in a CSI5* is ineligible to compete in a Junior and/or Amateur Jumper class at that same competition.
d. Any athlete competing in open jumper classes held at the USEF High Performance Standard or CSI3*, CSI4* FEI Grand Prix classes offering $25,000 or more in prize money is ineligible to compete in any Junior and/or Amateur Jumper class held below 1.20m at the same competition.
e. At competitions offering multiple height sections of Junior and/or Amateur Jumper classes at 1.20m and above, athletes are ineligible to compete in the class offering the most prize money in the lowest height section at the same competition in which they compete in the USEF High Performance Standard or CSI3*, or CSI4* FEI Grand Prix classes offering $25,000.

BOD 06/17/2025 Effective 12/01/2025

JP119 Sections/Classes Restricted to Ponies

1. Pony Jumper: A pony, 14.2 hands and under in height, that is ridden by an individual who has not reached their 18th birthday. Stallions are prohibited in Pony Jumpers
   a. Measurement. A measurement card is required as per Chapter HJ, Subchapter HU-7 Measurement.
   b. Style Award. A Rider Style Award is recommended at any competition offering three or more classes. The Style Award is to be decided by the Pony Jumper Judge(s) based on the following criteria: To be presented to the Pony Jumper Rider who exhibits the best classical jumper style of riding throughout the Pony Jumper classes. This award will not necessarily be given to the rider accumulating the most points in the Pony Jumper section.
   c. Course Requirements. Only the initial element of combinations may be a spread.
   d. Level of Difficulty. 1.05 (3’5”) or above as specified in Prize List. Local Competitions - no minimum height or spread, but fence dimensions must be stated in the Prize List. (Note: see USEF web site, www.usef.org, for U.S. Pony Jumper Championships Selections Procedures).
   e. Pony Jumper classes held below .90m must not be scored under Table II, Sec .1 (see JP 146.2) or Table III (see JP 148). Courses must not include combinations (see JP 127). In Pony Jumper sections, to avoid over-emphasis on speed jump-offs, it is recommended that management write sections with initial class(es) scored under Table IV (Optimum Time) or as “clear round” events (all entrants without jumping or time faults remain equal); Final class(es) only to have a jump-off against the clock to determine show championship.
2. Graduated Difficulty. Competitions are encouraged to offer sections for Pony Jumpers in which successive classes within the section are at increasing fence heights (for example: first class at 1.00 m (3’3”), second class at 1.05 m (3’5”), third class at 1.10 m (3’7”).

JP120 U25 (25 and Under) Jumper Sections/Classes

1. U25 classes are open to riders from the beginning of the calendar year in which they reach the age of 16 until the end of the calendar year in which they reach the age of 25. Amateur classification is not a factor for entry into a U25 class.
2. Specifications:
   a. U25 courses must be set at 1.40m or above.
   b. U25 classes offering $25,000 or more in prize money must be held at a Regional, American National, or High Performance Standard (per JP123.4).
   c. If a competition offers only one U25 class, it must be scored as a jump-off class.
3. U25 Overlay Class.
   a. A U25 Overlay Class is defined as additional money specifically for U25 riders entered in an Open Jumper Class offering $25,000 or more held at the Regional, American, National or High Performance Standard (see JP123.4).

   b. U25 competitors are placed in the regular Open Jumper Class the same as all other entries in the class. However, in addition to the regular placement of competitors in the class, the U25 competitors will also be placed among themselves with the additional U25 prize money being distributed to those U25 competitors that placed in the original class.
4. In principle, no U25 class offering more than $10,000 in prize money may be held within the fourteen (14) days prior to, any days during, or seven (7) days after the USEF U25 National Show Jumping Championship or the North American Youth Championships (NAYC).
5. For information on the U25 Ranking List, please refer to the Jumping page of the USEF website at www.usef.org (Disciplines/International/Jumping/National Jumping).

JP121 Open Jumper Sections/Classes

1. Open Jumper. Any horse, regardless of money won, is eligible to compete in this section.
2. Difficulty. The specific height (classes up to $24,999) or standard (classes of $25,000 or more) at which the class or section is being offered must be stated in the prize list.

JP122 Thoroughbred Jumper

1. Thoroughbred restricted classes are open only to horses that are registered with USHJA and are in possession of Breed Registry papers. Horses must have been either registered with The Jockey Club or meet the criteria below. All horse shows must require riders to verify registration on the day of the horse show through one of the following methods:
   a. The Jockey Club Certificate of Foal Registration or a copy thereof.
   b. The horse's lip tattoo, the horse's 5-cross pedigree and the successful tattoo lookup result from The Jockey Club's Tattoo Identification Services, (located at www. registry.jockeyclub.com).
   c. If neither of the above is available, a letter from The Jockey Club verifying the horse's identity.
2. Fence Heights to be set at 1.0m-1.05m not to exceed 1.05m (3'5").
3. Cross entry into other sections is allowed unless otherwise stated in the prize list.
4. If Championships are offered, they must be offered in accordance with JP110.
5. Thoroughbred jumper points will tabulate in accordance with GR1133.2.

SUBCHAPTER JP-4 LEVELS OF DIFFICULTY

JP123 Fence Dimensions

1. At Licensed Competitions the Level of Difficulty for each class must be indicated in the prize list and on the course plan. This may be shown as either
   a. specific height in feet/inches or metric measure or a height range of not more than 5cm or 3" (i.e. 1.30m to 1.35m or 4'3" to 4'6"). If a range is indicated, fence heights may not be lower than the low height specified (except the first fence or the first element of a combination, and High Jump, Puissance, Gambler's Choice, and Accumulator classes). If a range is shown, the higher height will determine how the class is counted toward HOTY awards, etc.
   b. as one of the "Standards" defined below for classes of $25,000 or more. Spreads must be set as noted below.
   c. Management may choose to run a class over two different heights (not more than 10 cm of difference), permitting competitors to elect at which height to compete. The conditions for such classes must be stated in the prize list unless the two-height class results from the combining of classes due to insufficient entries (defined as less than six entries in either grouping) See JP108.7. The steward's report must indicate any two-height class held, and the official results submitted to the Federation must accurately state at which height each entrant competed.

2. Heights:
   The following fence dimensions are approximate equivalents in metric and English units:

   0.70 m = Fences 2’3” in height
   0.75 m = Fences 2’5” in height
   0.80 m = Fences 2’7” in height
   0.85 m = Fences 2’9” in height
   0.90 m = Fences 2’11” in height
   0.95 m = Fences 3’1” in height
   1.00 m = Fences 3’3” in height
   1.05 m = Fences 3’5” in height
   1.10 m = Fences 3’7” in height
   1.15 m = Fences 3’9” in height
   1.20 m = Fences 3’11” in height
   1.25 m = Fences 4’1” in height
   1.30 m = Fences 4’3” in height
   1.35 m = Fences 4’5” in height
   1.40 m = Fences 4’7” in height
   1.45 m = Fences 4’9” in height
   1.50 m = Fences 4’11” in height
   1.55 m = Fences 5’1” in height
   1.60 m = Fences 5’3” in height
3. Width:
   a. All courses require a minimum of three obstacles in which the spread exceeds the height by 5 cm (2”) up to 15 cm (6”). (See JP125.7)
   b. Triple Bars may be up to 30 cm (12”) wider than the height listed.
4. Standards: Any class offering $25,000 or more in prize money must be offered at one of the following standards delineated below: Regional, American, National, or High Performance. Heights alone do not apply to these classes and the standard must be clearly stated in the prize list. Competitions must apply to the Jumping Sport Committee for permission to offer $25,000 or more in prize money in any class if it does not meet one of the following:
   a. Regional Standard: 1.35m - 1.40m with spreads to 1.55m, excluding Triple Bar, Water Jump and the first fence on course. At least 6 Verticals and 4 Oxers must be set at 1.40m. The maximum spread for the Triple Bar is 1.85m, and the maximum spread for the Water Jump is 3.60m.
   b. American Standard: 1.40m - 1.45m with spreads to 1.60m, excluding Triple Bar, Water Jump and the first fence on course. At least 4 Verticals and 2 Oxers must be set at 1.45m. The maximum spread for the Triple Bar is 1.90m, and the max-imum spread for the Water Jump is 3.80m.
   c. National Standard: 1.45m - 1.50m with spreads to 1.70m, excluding Triple Bar, Water Jump and the first fence on course. At least 4 Verticals and 2 Oxers must be set at 1.50m*. The maximum spread for the Triple Bar is 2.00m, and the maximum spread for the Water Jump is 4.00m. *If conditions warrant (deterioration of footing, inclement weather, insufficient lighting, fewer than 10 entries at the time declarations are due), the Course Designer after consultation with Management and Judges, may use a 5cm variance up or down for these 6 required efforts.
   d. High Performance Standard: 1.45m - 1.60m with spreads to 1.80m, excluding Triple Bar, Water Jump and the first fence on course. At least 2 Verticals must be set at 1.60m, and at least 4 Oxers must be set at 1.50m+*, excluding Triple Bar and Water Jump. The maximum spread for the Triple Bar is 2.20m, and the maximum spread for the Water Jump is 4.00m. *If conditions warrant (deterioration of footing, inclement weather, insufficient lighting, fewer than 10 entries at the time declarations are due), the Course Designer after consultation with Management and Judges, may use a 5cm variance up or down for these 6 required efforts.

5. Conforming to Level of Difficulty. (Does not apply to the Standards listed above in JP123.4 except as noted above by *). 60% of the fences in the first round of a class must be set at the required height indicated, and the remaining 40% within a two-inch (5 cm) variance; water jump, first fence on course, and first fence of a triple combination excluded and are not part of the 60%. (Exception: Gambler's Choice/Top Score, Derbys, and classes 1.50 m and above).
6. Changing the Level of Difficulty from that published in prize list. The height at which a given competition is held may be altered from that listed in the prize list with the joint approval of the Course Designer, Judges and competition management; only in the case of inclement weather, or unsafe conditions. Changes in the height for any other reason may be done ONLY with the prior written consent of the majority of competitors in the class. See GR832.6 for class postponement due to weather conditions. All changes MUST be specifically noted in the Steward's report for the competition. For Standards, see JP151.
7. Certifying the Standard for USEF Show Jumping Ranking List Classes. Classes to be included in the USEF Show Jumping Ranking List must be certified by the following: A course plan showing the actual heights and spreads of all the fences, signed by the Course Designer and given to the Senior Judge. After the Senior Judge inspects the course, they must sign and give the course plan to the Course Designer. The Course Designer must submit the signed course plan to the Ryegate Show Services within 48 hours of the completion of the competition/event. The Senior Steward must submit the USEF Show Jumping Ranking List Steward's Report to Ryegate Show Services within 48 hours of the completion of the competition/event. If the class is held at a different standard than that listed in the prize list, the Steward must certify in both the USEF Steward's Report and the USEF Show Jumping Ranking List Steward's Report that the requisite rules and procedures of JP151.1 were correctly followed.

SUBCHAPTER JP-5 COURSE REQUIREMENTS

JP124 Jump Equipment

1. Rails and other parts of the obstacles are held up by supports (cups). A rail must be able to roll on its support; in this case the support must have a depth of 18 mm (.7") minimum and a depth of 20 mm (.79") for the maximum depth of cup. For planks, gates, etc. the diameter of the supports must be more open or even flat, but not deeper than 12mm (1/2").
2. Jump Cups.
   a. Any licensed competition must use FEI Approved Safety Cups for the back pole of all spreads in every jumper class.
   b. The use of FEI Approved Safety Cups to support the back rails of all spread obstacles in all warm-up and schooling areas is mandatory. If an oxer is set so that it may be jumped in both directions, safety cups must be used on all top rails.
   c. It is the Competition Manager's responsibility to ensure sufficient FEI approved safety cups are available in each warm-up/schooling area, the competitor's responsibility to use the safety cups in the schooling area, and the Steward or CSS's responsibility to ensure the safety cups are being used.
   d. Breakable pins are prohibited in the competition ring.
   e. For information on sources for obtaining FEI approved cups, contact the Jumper Department at the Federation.
3. Rails. Rails must be at least eight feet long.
4. Flags. All obstacles must be both flagged and numbered at competitions offering over $2,500 in the Jumper Division. When flags are used at obstacles, they must be placed at the outside extremities of the elements to be jumped, the red flag on the right, white on the left. Only material (rails, gates, planks, walls, etc.) between the flags of an obstacle may be scored.

BOD 06/17/2025 Effective 12/01/2025

JP125 Jumper Courses

1. The term Obstacles refers to either single obstacles or combination obstacles. All obstacles are numbered numerically. Combination obstacles are those consisting of two or more jumping efforts, as indicated with the letters “A,” “B,” “C,” etc. Faults are accrued at all parts of a combination obstacle. The total number of Jumping efforts on a course includes each single obstacle and each part of any combination obstacles. Obstacles for jumping competitions may consist of any of the following: verticals, oxers, triple bars, combinations, water jumps, ditches, banks; as well as variations such as liverpools, fans, etc. Combination obstacles consist of two or more separate jumping efforts. For purposes of determining the minimum requirements in various jumping competitions held under USEF rules, the total number of jumping efforts will be the determining factor.
2. Height or Standard. All courses must be accurately set according to the Height or Standard published in the prize list.
3. Identical Courses. No two courses in any section may be identical. (Exception: Local Competitions).
4. Obstacles. Obstacles should be attractive, varied and appropriate to their setting. They and/or their components must be capable of being knocked down and should be neither so light or poorly supported that they fall at a slight touch, nor so heavy or firmly supported that they can hardly be dislodged. In principle, the resistance to shock should be approximately the same for all obstacles on the course.
5. Gates. All suspended elements (i.e., gates, panels, etc.) must be hung not more than 10 cm (4”) from their top edges.
6. Number of Jumping Efforts. Every course must contain a minimum of ten jumping efforts. Exceptions:
   a. jump-off courses,
   b. High Jump,
   c. Six Bar.,
   d. Puissance
   e. Table II, Sec. 2(c) & Table II, Sec. 2(d) (see JP146.3(d) JP146.3(e))
7. Ratio of Spreads. At least three out of the first eight jumping efforts must be spreads. (Exceptions: Same as 6 above). For each additional four jumping efforts, one must be a spread.
8. Start and Finish Lines. A start line must be established at least 3.65 m (12’) from the first obstacle and a finish line at least 7.30 m (24’) from the last obstacle, each indicated by two markers at least 3.65 m (12’) apart.
9. Change of Direction. There must be at least one change of direction in every course including jump-off courses. (Exception: Puissance, Six Bar and High Jump.)
10. Combinations. At least one combination must be included in every course. (Exception: Combinations are prohibited in Puissance, High Jump, Fault and Out Time classes and classes scored on faults and time with choice of course. Combinations are optional in Jump-offs and classes held below .95 m (3’1”) and in classes at Local Competitions.)
11. Permanent Obstacles. Competitions offering more than $2,500 are encouraged to include banks, ditches and water jumps in their courses.
12. Single Rails. An obstacle composed of a single rail must not exceed 4’3” in height.
13. Crossed Rails. Double crossed rails (i.e., two pairs of crossed rails, with a spread between them) are prohibited, and care should be exercised in constructing single crossed rails to prevent abnormal difficulty.
14. Brush Obstacles. Brush obstacles must have a clearly visible rail placed above or beyond them.

JP126 Spread Obstacles

1. Definition. A spread obstacle is an oxer, a triple bar, Liverpool, or a water jump with a width dimension. All courses require a minimum of three obstacles in which the spread exceeds the height by 5 cm (2”) up to 15 cm (6”). (Exception: Puissance, Six Bars and special classes.) Refer to JP123.7 for required number of spreads.
2. Measurement. Spread obstacles are measured from their two outermost top extremities on a line parallel to the ground.

3. A solid element (i.e., coop, wall, etc.) may not be used as part of the further-most element. Only straight rails (not curved), may be used on the back of spread obstacles. Only a single rail may be used on the middle or back of a spread unless the lack of a second rail would leave an excessive gap between the top of the front element and later elements. Standards in which the rail rests on the top of the post are prohibited.

JP127 Combinations

1. Definition. A double, treble, or multiple combination is composed of two, three or more obstacles with a maximum inner distance between them of 39’5”, which must be taken in two, three or more successive jumps. The distance is measured from the base of an obstacle on the landing side to the base of the next obstacle on the take-off side. Any obstacles with 39’5” or less between them must be designated as a combination by numbering them with a single number and the use of A and B or A, B and C, or A, B, C, and D.
2. Pony Jumpers. In Pony Jumper classes, only the initial element of combinations may be a spread.

JP128 Permanent Obstacles

1. Closed Combinations. Banks and sunken roads (Pulvermans) may be regarded as double, treble, or multiple, open or closed. The course designer must decide before the competition whether the obstacle is to be considered as closed or open, and this must be clearly specified on the plan of the course. (Note: Any completely closed obstacle or part of an obstacle in which a competitor, having jumped the first part, may not exit without jumping out or down should be designated as ‘closed.’) Each part must be jumped separately and faults are penalized separately. In the event of a disobedience inside a closed portion, the rider does not exit to re-jump the prior portion. The knockdown of a flag taking the place of a standard is scored. Any combination obstacle which is not described as closed on the plan of the course is considered an open combination.
2. Bank Jumps. A bank which has no associated obstacle or only a single rail may be taken in one effort without incurring penalty.

JP129 Water Obstacles

1. General: A water obstacle is a jump which requires a horse to jump over water. A water obstacle may be used as an open water jump, a rail over a water jump, or as a liverpool.
2. Open Water Jump
   a. Definition: An open water jump has no obstacle in front (except as noted in .5 below), in the middle, or behind the water.
      1. An open water jump must have a minimum width of 4.90 m (16’) at the face.
      2. The water must have a minimum spread with at least 2.45 m (8’) spread and must be dug into the ground.
      3. The deepest point is determined according to a maximum rise of 5 cm (2”) per foot of length which may not exceed 4.70m (15’).
      4. When a concrete or metal water jump is used a secure mat at least 1 cm (1/2”) thick must cover the entire obstacle.
      5. An obstacle with a minimum height of 40cm and a maximum height of 50cm, must be placed on the take-off side. Although counted in the calculation of the total width, these elements are not part of the obstacle and displacing them or knocking them down is not penalized.
      6. A white strip of wood (lath) or plasticine (which maybe a color that contrasts to the footing), approximately 10 cm (4”) wide, must be used and should be placed as close to the water line on the landing side as possible. Several spare laths or pieces of plasticine must be provided so that when the lath or plasticine has been marked by a horse it is replaced.
      7. In classes of $50,000 or more, plasticine must be used.
   b. Scoring:

    1. Whether a lath or plasticine is being used, only a mark from the horse's hoof on the lath or plasticine, or a foot in the water is penalized; touching the lath or plasticine with the fetlock joint or boot is not.
    2. The limits must be clearly marked both on the take-off and the landing sides with visible flags. Flag poles must not be made of metal or unbreakable material and must be 6' to 8' in height.
    3. The knockdown of a flag marking the limits of an open water jump will not be penalized.
    4. Judges should stand at a position between the take-off and landing side, and not directly parallel to or beyond the landing lath, thus providing a good view of the lath and water.
3. Rail Over Water Jump
    a. Definition: A water obstacle may have one rail no higher than 1.00 m (3'3") over it. The rail must never be placed behind the center point and approximately 1/3 from the front is preferable. When the obstacle is built in this manner, extreme care must be taken not to create an optical illusion to the horse with a large gap between the take-off element and the rail, or of the lath and the rail appearing to produce a false ground line.
    b. Scoring: When used in the manner described above, the rail and the lath, or only the rail may be judged. When only the rail is being judged, a foot in the water is not penalized. However, whenever the lath is being judged, a foot in the water is always penalized. The method of scoring must be indicated on the course diagram.
4. Liverpool
    a. Definition: A Liverpool is an obstacle built with water.
        1. The water may be used under, in front of or behind an obstacle (vertical or oxer). When used in this manner, the total width of the obstacle (including the water), may not exceed 2m.
        2. A vertical jump may be built over the center of a 3m or less water (up to a 3.60m water in 1.60m classes only). The rails may not exceed 1.50m in height and must be placed in safety cups.
    b. Scoring: In all cases only the rail is scored.

JP130 Substitution of Obstacles

When one or more of the original obstacles is sufficiently damaged to become unusable while a class is in progress and no duplicate is available, a Competition Committee must substitute obstacle(s) which approximate as nearly as possible the original obstacle(s).

JP131 Measuring Courses

1. Measurement. Accurate measurement of courses is essential. Courses must be measured with a measuring wheel similar to those used by public utilities, by a measuring tape, or by computer or planimeter with the course laid out on an accurate scale drawing of the ring. A measuring wheel must be used for classes offering $25,000 or more in prize money.
2. All courses must be measured as described in 1. above at competitions offering over $2,500 in the Jumper Division. The judge should assure that the course has in fact been properly measured and the time allowed calculated according to the speed listed in the prize list.

JP132 Speed, Time Allowed, Time Limit, and Optimum Time

1. Calculation. The Time Allowed to complete the course should be calculated from an actual measurement of the course's length for all rounds and jump-offs. However, if the number of turns on the course or the size of the ring suggests that the calculated Time Allowed may prove unfair in practice, speed may be adjusted prior to the start of the competition.
2. Speed. The Time Allowed is based on a minimum speed of 350 meters per minute (382 yards per minute). If a speed other than 350 m/m (382 yards per minute) is to be used, it must be printed in the prize list. Where the arena size is 5,000 square meters or more (approximately 55m x 90m [180ft x 300ft]) the maximum speed to be used for any section shall be 375 meters/min. In arenas of less than 5,000 square meters the maximum speed to be used shall be 350 meters/minimum.

3. Reference Times. The Time Allowed must be announced and posted prior to the start of the class. After the first competitor has completed their round, the Time Allowed and the competitor's time should be announced. In cases where an electronic read out board is not visible to riders in the in-gate area, the reference times for the first three riders should be announced.
4. Adjustment of the Time Allowed. The Time Allowed may be adjusted at the sole discretion of the Judge(s), if they feel it is inaccurate, but only after consultation with the course designer. However, the time allowed may only be adjusted once during the early rounds of a given competition, never later than after the third competitor to complete the course without a disobedience or if any of the first three take more than 45 seconds to cross the start line. The time allowed can never be lowered so that time faults will be awarded to any previous competitor that has started the course within the 45 seconds and completed the course without a disobedience.
5. Time Limit. The 'Time Limit' is defined as double the Time Allowed.
6. Optimum Time. For classes scored under Table IV the optimum time is defined as 4 seconds less than the Time Allowed.

JP133 Posting and Walking Courses

1. Time for Posting. Courses must be posted at least one-half (1/2) hour before the scheduled time of the class. Classes may not be started prior to that time without permission of all exhibitors.
2. Course Plan. The plan or diagram of the course, including the Speed, Time Allowed, length of course, start and finish, and jump-off course, must show the obstacles which must be jumped with the order indicated by number. Apart from this, unless designated by the course designer by the use of a solid line between obstacles on the course plan, the rider is not bound to follow a compulsory track. An arrow is used to indicate the direction in which each obstacle must be jumped. Closed combinations and option fences must be clearly marked. For all classes of $25,000 or more, and classes restricted to five, six, and seven year olds, the posted course plan must include the height and spread of each obstacle.
3. Walking the Course. A competitor cannot enter the arena until course and judge are ready. However, riders may be permitted to inspect the course on foot prior to commencement of the class at management's discretion.

JP134 Judge(s) Inspection of Courses

1. The judge should assure that the course has been properly set according to specifications indicated in the prize list, and that it has been measured and the Time Allowed calculated properly, and call attention to any errors that would result in unfair or inappropriate courses. The judge should also ensure that any or all obstacles have been appropriately reset after disruption of any kind during the competition. For all classes of $25,000 or more, the Senior Judge must physically inspect the course to ensure that the obstacles are set at the correct dimensions (Standard) as stated in the prize list.
2. At Licensed Competitions when no licensed course designer is present, stated dimensions of height and width indicated in the prize list may be altered, according to all provisions of JP123, only when requested by the judge.

JP135 Jump-Off Courses

1. Obstacles. Jump-offs are held over obstacles from the original course that may include obstacles not included in the initial round. In a jump-off, any sequence of obstacles in either direction may be employed. Obstacles may be raised, lowered, broadened or narrowed. In Table II Sec. 2(b) classes, it is recommended that course designers incorporate at least two new obstacles set at jump-off height. There must be at least one change of direction.
2. Number. Courses may be shortened after the first round and must be shortened if there is more than one jump-off. (Exception: Six Bar classes.) The jump-off course may not be shortened to less than six jumping efforts and must include at least one vertical and one spread obstacle. Exceptions:

a. Puissance classes.
b. Table 11, Sec 2 (c) (see JP146.3.d)
c. Table 11, Sec 2 (d) (See JP146.3.e)

SUBCHAPTER JP-6 SCORING

JP136 General

1. In principle, jumpers are scored on penalties incurred between the start line and finish line. A competitor, after receiving the signal to begin their round, is not being scored on penalties incurred from knockdowns or refusals until crossing the start line in the proper manner. However, in the event of a fall of a Horse and/or Rider at any time from the moment the Horse/Rider combination enters the Competition ring, whether or not the signal to start has been given, the combination will not be permitted to start in the round or Class in question.
   a. Penalties apply for late falling rails:
      1. after crossing the finish line but before leaving the ring, or
      2. before the tone sounds for the start of the next round.
   b. A competitor will be scored on penalties incurred before crossing the start line in the proper manner for:
      1. taking more than 45 seconds to jump the first obstacle after the time of the rounds has begun;
      2. jumping an obstacle before crossing the start line, unless said obstacle is designed as a practice obstacle or after crossing the finish line, whether forming part of the course or not; or
      3. actions against a horse deemed excessive.
2. Penalty faults include disobediences, falls, knockdowns (while in the process of jumping an obstacle) and time penalties. No more than one penalty may be scored at each attempt. If an obstacle is knocked down or displaced for any reason other than it was caused by jumping or an attempt to jump, no penalty is incurred.
3. Verticals. When an obstacle is composed of several elements in the same vertical plane, a fault at the top element is the only one penalized.
4. Spreads. When an obstacle to be taken in one effort is composed of several elements not in the same vertical plane (i.e., oxer, triple bar, etc.) faults at more than one element are penalized only once. Judges must pay attention when a rail is placed over or slightly behind a standing element. This could result in confusion in scoring and exactly how it will be scored must be determined by the judge(s) before the class begins.

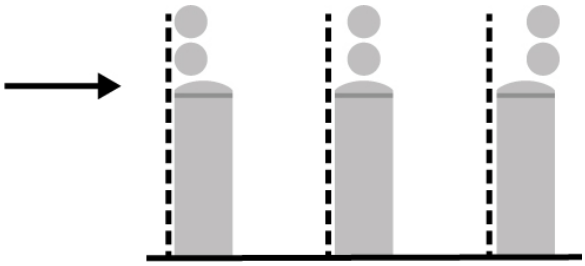

5. Combinations. In combinations, the faults committed at each element are scored separately. In case of refusal or run-out at one element of a combination (and upon the judge's signal that the obstacle has been reset, if necessary), the competitor must re-jump the entire combination. (Exception: Closed obstacles).
6. Broken Equipment. In cases of broken equipment or loss of shoe while on course, the rider must continue if they wish to avoid penalty, or may retire.
7. Setting a Standard. After the first round of the first class in any section, management or the judges may order a competitor from the ring when it becomes evident that their performance prohibits them from being in the ribbons.
8. Courtesy Fence. An eliminated competitor has the right to make one attempt to jump an additional single obstacle, which the judge(s) may designate, but may not continue thereafter. (Exception: The right to attempt an additional obstacle does not apply to Fault and Out classes or in the case of the fall of the horse or rider.)

9. Exiting the Arena. Any competitor who does not leave the ring promptly at the end of the round or after being eliminated is liable for a fine of up to $100 payable to The Federation, and may be disqualified from future classes during the competition at the discretion of the judge(s). Any competitor at the end of their round who does not leave the arena through the designated gate(s) (e.g. jumping out of the arena), is eliminated. Leaving the ring before crossing through the start markers to begin their round will not incur penalty. Exception: JP146.3.b leaving the ring anytime while on course results in elimination.
10. Outside Assistance. Riders receiving physical assistance from outside the ring (i.e., lunge whips, etc.) while on course will be eliminated. (Note: This does not apply to riders between rounds in Table II Sec. 2(b) or Table IV Sec. 2(b) competitions provided the rider begins their jump-off within the limits of JP136.) To hand a mounted Athlete their headgear and/or spectacles during their round is not considered to be outside assistance.
11. Jumping Obstacles Not Part of the Course. Under penalty of elimination and possible fine (not to exceed $250 made payable to the Federation), any obstacle in the arena which requires a jumping effort, whether flagged or not, may not be jumped by a competitor at any time while in the arena except as it may constitute a part of the current competition. Exception: Natural obstacles, which are not numbered and flagged, may be jumped unless specifically crossed off in the field or noted as crossed off on the course plan by the course designer, after consultation with the judge(s). [Questionable items in arena that will be scored may need to be pre-determined by the judges and so noted and announced prior to start of class.]
12. Obstacle Not Properly Set. If a competitor jumps an obstacle that has not been reset, or has been reset improperly, due to it being downed by a previous competitor, the weather, or some other factor, the competitor receives no penalty. However, if the competitor knocks down the obstacle they will be penalized accordingly.
13. Competed. A competitor is considered to have competed only after they have entered the ring, and received the signal to start. Competitors who are unable to complete the first round of a competition have no right to any prize, with the exception of Fault & Out, Gamblers Choice or other classes with special rules with requirements as to the finish.
14. A horse may enter a class Hors Concours at Competition Management's discretion and this must be determined prior to the start of the class. A horse shown in a given class may not enter that class again as Hors Concours. If a horse competes Hors Concours, the horse cannot compete in a subsequent class for prize money in the same ring on the same day. However, the rider of an Hors Concours horse may compete in subsequent classes.
15. Failing to Complete. A competitor failing to complete a particular round shall have the reason recorded on the judge's card as follows:
    a. Withdrew (WD), or did not start (DNS) indicates that the competitor failed to enter the arena within one minute of being called. The time for entering the ring must be enforced by management. To prevent unfairness to an exhibitor, management may extend the time for entering the ring.
    b. Retired (RT) indicated that the competitor voluntarily retired prior to completing their round.
    c. Eliminated (E or EL) indicates that during their round the competitor was eliminated by the judge for any of the various reasons indicated in these rules.
16. Points Not Covered in Rules. Judges have the authority to make decisions on any point not covered in the rules applying to class procedure, scoring, and conduct affecting a class under their jurisdiction.
17. A protest may not be made against a judge's decision occurring in the competition ring, provided it is not in violation of Federation rules. Decisions such as, but not limited to:
    a. Where the decision is based on a factual observation of performance during a class; whether an obstacle was knocked down; whether a horse was disobedient; whether a horse refused at an obstacle or knocked it down while jumping; whether a rider or horse has fallen; whether a horse circled in a combination or refused or ran out; the time taken for the round; whether an obstacle was jumped within the time; and/or whether, the particular track followed by a rider caused them to incur a penalty under the applicable rules.
    b. The Elimination or Disqualification of a horse for soundness reasons.
    c. The Elimination or Disqualification of a rider for medical reasons/fitness to compete.
    d. The imposition of Recorded Warning or Yellow Warning Card.
    e. Elimination and/or Disqualification during an event.

18. If a judging error occurs during a class that adversely impacts the results of that class, those results, may be corrected by the Judge that officiated that class, provided there is irrefutable proof of the error (to be determined by the Judge), and it is done within 24 hours of the original awards. If a video is used in rendering a decision, it must be made available within 60 minutes after the results are announced per JP144.3. If more than one judge officiated the class, then they must unanimously agree to the correction.

    If the original Judge is not available, a "R" Jumper Judge, approved by the Federation, may make the correction after reviewing all the necessary evidence.

    All persons affected by the correction must be notified by Competition Management within 24 hours of the decision. Any corrections made must be included in the steward's report.

BOD 06/17/2025 Effective 12/01/2025

JP137 The Competition Round

1. Starting and Finishing. In order to receive a score other than "Withdrew (Did Not Start)," "Retired," or "Eliminated":
    a. The horse must cross the start line between the markers in the proper direction with the rider mounted. Passing through the starting markers in the improper direction before starting, does not incur penalty. Competition Management and/or the judge(s) may permit or disallow a rider to lead a horse into the ring prior to mounting.
    b. The horse must cross the finish line between the markers in the proper direction and with the rider mounted. (Exception: Fault and Out or other classes with special rules regarding the finish)
    c. The horse must jump all of the required fences between the start and finish markers.
    d. The horse must not resist for 45 consecutive seconds or take more than 45 seconds to jump the first obstacle after the time of the round has begun. The horse must not take more than 45 seconds to jump the next obstacle on course, including after the tone has sounded following a time out.
    e. The horse must not be eliminated for other prohibited actions that might occur while the horse is in the competition arena. (Exception: Fault and Out classes.)
2. Entering the Arena. Failure to enter the ring within one minute of being called is considered to have Withdrawn (WD) or Did Not Start (DNS). The time limit for entering the ring must be enforced by management. To prevent unfairness to an exhibitor, management may extend the time limit for entering the ring.
3. Time to Start. A competitor will have 45 seconds from the time the judge(s) sound an audible signal to cross between the start markers in the proper direction and start on course. If a competitor does not cross through the start line within the allotted time, the time on course will start when the allotted time expires. A count-down clock visible to the rider must be in use for any class offering $2,500 or more in prize money.
4. Use of Audible Signal. An audible signal (bell, horn, whistle, gong or buzzer) is sounded for the following purposes:
    a. to give the signal to start;
    b. to stop a competitor in the event of an unforeseen incident (which also designates a time-out);
    c. to interrupt the 45-second period which a rider has to begin the course in the event of an unforeseen incident;
    d. to indicate that an obstacle has to be reset before being retaken after it has been knocked down during a refusal (designating a time-out);
    e. to give the signal for a competitor to continue their round after an interruption. See JP138.2 and .3.
    f. to indicate by repeated and prolonged ringing that the competitor has been eliminated; and
    g. to indicate that the rider should not proceed to the jump-off round in a Table II Sec. 2. (c) class, or a Table IV(c) class.

JP138 Timing

1. Starting & Stopping. Time is taken from the instant the horse passes through the start markers in the proper direction or upon the expiration of 45 seconds following the sounding of the audible tone, until it reaches the finish line. The Judges have the right to interrupt the 45-second countdown if unforeseen circumstances occur and/or, if the welfare of the horse is involved, temporarily excuse the competitor, allowing them to return at a later period in the class. Incidents such as, but not limited to disobediences, etc., occurring between the signal to start and the moment the competitor crosses the starting line in the correct direction, are not penalized. The Ground Jury, in its discretion, if the situation so warrants, has the right not to activate the start or to cancel the starting procedure, give a new signal to start and restart the countdown.
2. If a rider stops to fasten their chin strap, they must indicate to the judge that there is an issue with their chinstrap. The rider is not penalized for halting to refasten the chin strap, but the clock will not be stopped. This also applies to the loss of headgear. See also JP 111.10.
3. If as a result of a disobedience a competitor displaces or knocks down any obstacle or a flag marking the limits of the water jump, of a natural obstacle or in all cases where the nature of the obstacle is changed by knocking down the flag, the tone is sounded and the time is stopped until the obstacle has been rebuilt. When the obstacle has been rebuilt, the tone is sounded to indicate that the course is ready and that the competitor can continue the round. The competitor is penalized for a refusal and a time correction of 6 seconds is added to the time taken by the competitor to complete their round. The time is restarted at the moment when the horse leaves the ground at the obstacle where the refusal occurred.
4. Additional Time Out.
   a. If a rider is forced to hold up due to a fence not being reset or reset improperly, or knocked down or displaced for any reason other than it was caused by jumping or an attempt to jump, (a previous competitor, the weather, or some other factor), the tone will sound, and time will be stopped while the fence is being rebuilt. No penalty is incurred and 6 seconds is not added to their time. After the fence is rebuilt, the tone is sounded, and the time is restarted when the rider is as close as possible to the place on the course when the time was stopped.
   b. If the rider does not stop when the tone is sounded, the rider continues at their own risk, and the time should not be stopped. The judges must decide whether the rider is to be eliminated for ignoring the order to stop, or whether they should be allowed to continue.
   c. If a competitor jumps an obstacle that has not been reset, or has been reset improperly, or due to it being downed by a previous competitor, the weather, or some other factor, the competitor receives no penalty. However, if the competitor knocks down the obstacle they will be penalized accordingly.
   d. If a knockdown occurs following a refusal, but not as a result of the refusal, the time is stopped and the fence is rebuilt. No additional penalty is incurred and 6 seconds is not added to their time. Once the fence has been rebuilt, the tone is sounded and the time is restarted no matter where the rider might be on the course.
5. If a disobedience with the knock down in .3 occurs at the second or subsequent part of a combination, the time is restarted when the horse leaves the ground at the first element of the combination. Elements knocked down preventing a horse from jumping the next obstacle must be removed, even if time must be taken out for this purpose.
6. On Course. After the signal to start has sounded, a competitor must pass through the start markers in the proper direction to be considered on course. (See JP136.1)
7. Time Faults. One (1) time fault will be charged for each commenced second by which the time allowed is exceeded in any class for which time is a factor in scoring.
8. Exceeding the Time Limit. Any competitor whose time including penalty seconds which might have been assessed for time-out(s), as described under 2 and 3 above, exceeds the Time Limit is eliminated. The ‘Time Limit’ is defined as double the Time Allowed.
9. Option Fences. At any obstacle marked as an option on the course plan, in the event of a disobedience at one portion, the competitor has the right to attempt either portion in their following attempt. However, in the case of a displacement of any part of the obstacle, the tone must be sounded and all portions must be reset prior to the continuation of the round.

10. During rounds where time is a deciding factor, a re-jump of the entire course may only be considered as an option if there is no automatic or manual time due to very exceptional circumstances. In these cases a competitor may elect not to re-jump the course and instead be placed after competitors with equal faults. If a re-jump does take place, the original score will be void.

JP139 Disobediences

1. Refusal. Stopping in front of an obstacle to be jumped, whether or not the horse knocks it down or displaces it, is penalized as a disobedience. Stopping at an obstacle without knocking it down and without backing, followed immediately by jumping from a standstill, is not penalized. However, if the halt continues, or if the horse backs even a single step or circles to retake the course, a refusal is incurred.
2. Run-out. Evading or passing the obstacle to be jumped or the finish line or jumping an obstacle outside its limiting markers is penalized as a disobedience.
3. Resuming the Course. After a run-out or refusal the competitor must, before proceeding on course, re-jump the obstacle at which the disobedience occurred or be eliminated. If the flag, standard, wing, or obstacle has not been reset when the competitor is ready to jump, they must await the signal to start or be eliminated. (For Option Fences, see JP138.9)
4. Loss of Forward Movement. Halting or stepping backward after crossing the start line, (unless due to a refusal, run-out or an order from a judge due to unforeseen circumstances such as a fence being blown down), will be penalized as a disobedience. Loss of forward movement on banks will not be scored as a disobedience unless the horse takes a step backwards.
5. Circling. Any form of circle or circles whereby the horse crosses its original track between two consecutive obstacles (start and finish included), or stops advancing toward or turns at least 180 degrees away from the next fence, or finish line, except to retake an obstacle after a disobedience, is considered a disobedience. This is a judgment call. (NOTE: Coming sideways or zigzagging toward an obstacle does not constitute a disobedience unless the horse passes or turns its back to the next obstacle or the finish line).

JP140 Falls

1. The first fall of horse or rider results in elimination, except in classes in which special rules apply. (Fault and Out, Top Score, etc.)
2. A rider is considered to have fallen when they are separated from their horse, which has not fallen, in such a way as to necessitate remounting or vaulting into the saddle.
3. A horse is considered to have fallen when the shoulder and haunch on the same side have touched the ground or an obstacle and the ground.
4. In the case of a fall at any time in the competition ring, the rider may not remount.

JP141 Knockdowns

1. Definition. An obstacle is considered knocked down when in jumping an obstacle, a horse or rider, by contact:
   a. changes any part thereof which establishes the height of the obstacle or the height of any element of a spread obstacle, even when the falling part is arrested in its fall by some other portion of the obstacle; or
   b. moves any part thereof which establishes the height of the obstacle so that it rests on a different support from the one on which it was originally placed.
2. Special Circumstances. Should a pole resting in a cup come to rest on the lip of the cup, or on a bracket which is an integral part of the cup, or in the case of a safety cup where all parts of the cup are still attached to the sleeve it is not considered a knockdown. Narrowing the width of a spread obstacle without altering the height of any elements as defined above is not considered a knockdown. If, while in the process of being jumped, the top element is struck in such a fashion that it changes the height of the jump, with both ends remaining in the cups and nothing else supporting the top element, it is scored as no faults.
3. Only material (rails, gates, planks, wall, etc.) between the flags of an obstacle (red on right, white on left) may be scored.

JP142 Off Course

A competitor is considered off course when they deviate from the course as shown by the diagram and jumps an obstacle prior to rectifying the deviation.

JP143 Breaking Ties

1. Competitors who withdraw, retire or are eliminated from a Jump-off:
   a. A competitor who is eliminated in a jump-off will be tied with a competitor who retires and will be placed last of the competitors who have completed that jump-off.
   b. A competitor who withdraws (does not participate) from a jump-off must always be placed after a competitor(s) eliminated or who retires while on the course.
2. Even if only one competitor is willing to participate in the jump-off they are required to enter the arena and receive the signal to start in order to earn top placement.
3. Withdrawing From a Jump-Off. If a competitor wishes not to take part in a jump-off they must notify the judge(s). The competitor will be placed last of those still qualified (on the result of the previous round). Exception: JP146.3.g.
4. Except in Fault and Out classes, when two or more horses incur the penalty of elimination during a jump-off, they remain tied regardless of the cause of elimination or the point at which the penalty was incurred. A competitor who does not take part in a jump-off must always be placed behind a competitor who has been eliminated in the same jump-off.
5. Same Ownership. Whenever tied horses are under one ownership or management, the competitor may designate the order of placement.
6. Any competitors that compete in the jump off and are still tied for any placing (i.e. 1st, 2nd, 3rd, etc.) shall remain tied unless otherwise stated in the prize list. Prize money and Championship points shall be combined and divided equally among the tied competitors.
7. Competitors who are tied for other than first place in all Jumper sections may either remain tied, the prize money being divided equally among them, or be placed according to the time taken to complete the course. The method of breaking ties must be stated in the prize list and on the judge(s)' cards. If the competitors remain tied, riders must toss a coin for the ribbons, unless management chooses to provide additional ribbons. If points are awarded, points should be added and divided equally among the competitors. A judge or steward must conduct the breaking of ties when they are to be determined by the tossing of a coin.

JP144 Violations

1. Course Requirements. In cases in which Federation course requirements have not been met and the violation has not been observed and corrected prior to the first competitor's performance, the class must be completed without altering the course, and the result stands for purposes of the Competition Championship. (Federation stewards are required to specify all such classes in their steward's reports, having first verified the violation and apprised the competition secretary of it.)
2. Scoring Irregularities. Possible violations, such as judges' or time-keepers' incorrect application of class conditions, etc., must be reviewed, as soon as feasible, by a committee consisting of the judges, Federation steward, a representative of management and the exhibitors directly concerned, and every effort should be made to find a mutually satisfactory solution.
3. Use of Video. The Senior Judge, alone or with other members of the judge's panel, may, at their discretion, view an official video recording of all or part of a class in order to verify decisions involving scoring. A review of an official video recording is solely at the discretion of the Senior Judge. The Senior Judge may consult with a licensed 'R' Judge who may or may not be officiating at that competition. Upon review of such video recording, provided it is made available within 60 minutes after the results are announced the Senior judge may make corrections to the placing of the class. An official video recording is considered to be a recording

made by the designated host broadcaster and/or a designated official video recording company as named by horse show management. As an exception to GR1219 and only under certain circumstance when there is no official video recording the Senior Judge may consider using a private unaltered video. Note: A video may never be used to establish the time of a round.

SUBCHAPTER JP-7 JUMPING FAULTS AND SCORING TABLES

JP145 Table of Jumping Faults

1.	Knockdown: a. Of obstacle (jump material between the red and white flags) with any portion of horse, rider or equipment (excluding the horse's shoe/s when not attached), when jumping that obstacle, b. one or more feet in the water or on the lath, when the lath is being judged, c. or knockdown of rail placed over a water obstacle.	4 Faults
2.	Knockdown of automatic timing equipment, other designated markers on start and finish lines, so long as they are a part of the round being jumped.	4 Faults
3.	First disobedience anywhere on course	4 Faults
4.	Second cumulative disobedience anywhere on course (Exception: Young Jumper classes held at 1.20m or below where penalty is 4 faults)	Elimination
5.	Third cumulative disobedience anywhere on course in Young Jumper classes held at 1.20m or below	Elimination
6.	Exceeding Time Allowed (for each commenced second over the Time Allowed)	1 Fault
7.	A horse resisting for 45 consecutive seconds	Elimination
8.	Taking more than 45 seconds to jump the first obstacle after the time of the round has begun	Elimination
9.	Taking more than 45 seconds to jump the next obstacle on course	Elimination
10.	Fall of horse and/or rider (except Fault and Out Classes and other classes with special rules) A fall of the Rider and/or Horse after crossing the finish line does not incur Elimination.	Elimination
11.	Jumping an obstacle before it is reset, or without waiting for signal to proceed	Elimination
12.	Starting before judge's signal to proceed	Elimination
13.	Jumping an obstacle before crossing start line unless said obstacle is designated as a practice obstacle or after crossing the finish line, whether forming part of the course or not	Elimination
14.	Off course	Elimination
15.	Leaving the enclosure of a closed obstacle incorrectly	Elimination
16.	Rider and/or horse leaving the arena before finishing the course (Exception: JP138.1)	Elimination

17.	Any competitor at the end of their round who does not leave the arena through the designed gate (e.g. jumping out of the arena)	Elimination
18.	Actions against a horse deemed excessive (For example: excessive use of whip or spurs at any time within the arena.)	Elimination
19.	Exceeding the Time Limit	Elimination
20.	Jumping out of the arena before, during, or after their round	Elimination
21.	Leaving the arena through the in/out gate before beginning their round, voluntarily or involuntarily, whether or not the tone to begin has sounded.	No Penalty

BOD 06/17/2025 Effective 12/01/2025

JP146 TABLE II—Classes scored on Faults and Time

1. Clear Round (Table II) - The first round is decided by adding together the faults incurred over the course and any penalties for exceeding the Time Allowed. Horses with clear rounds or equal faults remain equal.
2. Time First Round (Table II, Sec. 1)—The first round is decided by adding together the faults incurred over the course and any penalties for exceeding the Time Allowed. Horses with clear rounds or equal faults are classified according to their time taken to complete the course. (Note: it is recommended that Table II Sec. 1 be conducted over a Table II course rather than a Table III course.)
3. Time first jump-off
   a. Table II, Sec. 2 (a)—The first round and first jump-off, if any, are decided by adding together the faults incurred over the course and any penalties for exceeding the Time Allowed. In the event of equality of faults after the first round, there will be one jump-off for first place only in which time will decide in the event of equality of faults.
   b. Table II, Sec. 2 (b)—The first round and first jump-off, if any, are decided by adding together the faults incurred over the course and any penalties for exceeding the Time Allowed. If a competitor has gone clear in the first round, the competitor will, without leaving the ring, upon an audible signal, commence the designated jump-off course. A competitor with a clear round may dismount, and with assistance if necessary, adjust tack and/or equipment; however, upon the audible signal to begin their round, the competitor is responsible to adhering to the 45 seconds rule as per JP137.3. In case of a fall of a Rider and/or Horse after crossing the finish line of the first round, the Rider/Horse combination may not continue to the jump-off, and will be placed according to their Score in the first round. A competitor who leaves the arena after a clear round (before or after the tone) will be considered to have withdrawn from the jump-off (exception JP138.1). If there are no clear rounds and a tie exists for first place, the results will be determined by the scores and time from that round. If the final competitor is the only one to complete the round without penalty, there is no jump-off. It is recommended that no more than twelve numbered obstacles be included in the first round when the class is scored under this table.
   c. Table II, Sec. 2 (a/b)—Each exhibitor has the option of taking part in the jump-off at the completion of their round as in 2(b), or after all exhibitors have completed the first round as in 2(a). If there are no clear rounds and a tie exists for first place, a jump-off will be held with those tied for first place.
   d. Table II, Sec. 2 (c)—Two Phase Competitions - The first phase to consist of 8 to 10 obstacles with or without combinations and the second phase of 5 to 7 obstacles with or without combinations. Scores are decided by adding together the faults incurred over the course and any penalties for exceeding the Time Allowed if any. If a competitor has gone clear in the first phase, they will, upon crossing the finish line, commence the second phase course. Time starts as the horse crosses the finish line of the first phase. If there are no clear rounds and a tie exists for first place, the results will be determined by the scores and time from the first phase. The use of a Time Allowed is optional in the first phase. If a Time Allowed is not used in the first phase then those with equal faults will remain tied.

e. Table II, Sec. 2 (d)—Two Phase Competitions - Each phase will consist of 5 to 7 obstacles with or without combinations. The total number of obstacles in both phases is a minimum of 11 and a maximum of 13 obstacles. Scores are decided by adding together the faults incurred over both phases and any penalties for exceeding the Time Allowed if any. Whether or not a competitor has gone clear in the first phase, they will, upon crossing the finish line, commence the second phase course. Time starts as the horse crosses the finish line for the initial course. The use of a Time Allowed is optional in the first phase.

f. Table II Sec.2(e)—Time first jump-off with designated number of competitors to jump-off. The first round is decided by adding together the faults incurred over the course and any penalties for exceeding the Time Allowed, if any. Following the first round a pre-determined number of competitors based on faults and time will compete in one timed jump-off round in which time will decide in the event of equality of total faults from both rounds. One of the following options must be used:

   1. The pre-determined number must be from 6 to 16 but in no case more than the number of places to be awarded, the exact number to be indicated in the prize list (exception: all clear rounds return). The order of go for the jump-off round will be reverse order of scores (faults and time) from the first round. Adjustment of this order, in the case of one rider qualifying multiple horses, may be allowed at management's discretion.
   2. The pre-determined number must be from 6 to 16 but in no case more than the number of places to be awarded, the exact number to be indicated in the prize list. Those tied for the final predetermined number, including clear rounds, will be determined by their time in the first round. The order of go for the jump-off round will be reverse order of scores (faults and time) from the first round. Adjustment of this order, in the case of one rider qualifying multiple horses, may be allowed at management's discretion.

g. Table II Sec.2(f)—Time first jump-off with designated number of competitors to jump-off. The first round is decided by adding together the faults incurred over the course and any penalties for exceeding the Time Allowed, if any. Following the first round a pre-determined number of competitors based on faults and time will compete in one timed jump-off round in which time will decide in the event of equality of total faults from both rounds. The pre-determined number must be from 6 to 16 but in no case more than the number of places to be awarded, the exact number to be indicated in the prize list (exception: all clear rounds may return). However, in this jump-off the clear rounds will be competing against other clear rounds, 4 faults will be competing against other 4 faults, 8 faults against other 8 faults, etc. A competitor in the jump-off cannot be beaten by another competitor who returns for the jump-off with a greater number of faults. If a competitor qualifies for the jump-off but there are no other competitors with equal faults, that competitor will not be required to jump-off. The order of go for the jump-off round will be reverse order of scores (faults and time) from the first round. Adjustment of this order, in the case of one rider qualifying multiple horses, may be allowed at management's discretion. If a competitor who qualifies for the jump-off is tied with another competitor and chooses not to jump-off, they will be placed last of those competitors with equal faults from the first round.

4. Time Second Jump-off (Table II, Sec. 3)—The first round, first jump-off and second jump-off, if any, are decided by adding together the faults incurred over the course and any penalties for exceeding the Time Allowed. In the event of equality of faults after the first round and first jump-off, if any, there will be a second jump-off for first place only in which time will decide in the event of equality of faults.
5. Fault and Out (Table II, Sec. 4)—These competitions are timed and take place over medium sized single obstacles (combinations are not permitted). The competitor's round finishes with the first fault incurred under Table II. Points are awarded instead of faults, two points being awarded for each obstacle jumped clear and one point for the obstacle knocked down. The winner is the competitor who scores the greatest number of points. Time will decide in the event of equality of points.

   a. If the fixed time is reached at the moment when the horse is already taking off, this obstacle counts whether it is knocked down or not. If a fall or disobedience occurs after landing, the horse is scored as though the fault had occurred at the next obstacle. When the penalty of elimination is incurred, the rider is credited with obstacles cleared.
   b. When an obstacle is knocked down or the Time Allowed, if there is one, has been reached, a signal is sounded. The competitor must then jump the next obstacle and the clock is stopped at the moment the

horse's forefeet touch the ground. No points are scored for obstacles jumped after the signal has been sounded.

c. When a fault constitutes a disobedience or fall, or when the rider is eliminated or does not jump the obstacle at which the clock should have been stopped, the signal is sounded, and the competitor is placed last of those gaining an equal number of points.
d. Fault and Out classes can be conducted in one of two ways; which must be designated on the course plan as either:
    1. Once Around, in which case the maximum number of obstacles to be jumped is fixed, and the clock is stopped when the competitor crosses the finish line, or
    2. With a Fixed Time Allowed which must not be set at less than 50 seconds, nor more than 60 seconds. If the competitor has jumped all the obstacles before the expiration of the Time Allowed, they start around the course again but is not required to go back through the start markers.

JP147 TABLE II—Classes scored on Faults Only

Time does not apply for any purpose except as provided for in JP145.7 through JP145.9 of the Table of Faults.

1. Knock Down and Out (Table II, Sec. 5) The winner to be the competitor clearing the most obstacles without a fault.
2. Puissance (Table II, Sec. 6). The initial round will comprise from 4 to 6 single obstacles of which at least one must be a vertical obstacle. The first obstacle must be at least 1.40 m (4' 7") in height, two obstacles from 1.60 m (5' 3") to 1.70 m (5' 6") and one wall or vertical obstacle, which may vary from 1.70 m (5' 6") to 1.80 m (5' 9") in height. All combination obstacles, water jumps, ditches and natural obstacles are forbidden. It is permissible to use a wall with a sloping face on the take- off side (maximum slope of 30 cm (12") offset at the base).
    a. A vertical obstacle instead of a wall may be used, in which case, planks with a pole on top may be used as a substitute.
    b. In the event of equality for first place, there must be successive jump-offs over two obstacles, which must be a wall or a vertical obstacle and a spread obstacle.
    c. In the jump-offs, both obstacles must be increased regularly in height and the spread obstacle also in spread. The vertical obstacle or wall may be increased in height only if competitors equal for first place have not been penalized in the preceding round.
    d. If, at the end of the third jump-off, there is no single winner, the Ground Jury may stop the competition at its discretion. After the fourth jump-off, the Ground Jury MUST stop the competition. The competitors left in the competition will be placed equal first.
3. Six Bars (Table II, Sec. 7) This is a test of power and skill outside the category of doubles, trebles or multiples. Six obstacles are placed in a straight line with a distance of approximately 11 m (36') between each of them.
    a. If the size of the arena or other conditions warrant it, the number of obstacles may be reduced to five.
    b. The obstacles are of identical construction and type.
    c. At the choice of management, the obstacles may be either: a) all the same height, such as 1.20m (4'0") or b) at progressive heights.
    d. If the competitor knocks down any of the obstacles, they do not stop but must continue the course. If the horse refuses or runs out, the rider must resume the course at the obstacle at which the fault occurred and is permitted to make their approach from outside the space between the two obstacles, thus jumping the fence at an angle.
    e. Only those without fault in the preceding round are entitled to take part in the next round. If there are not sufficient clear rounds for the placement, ties are broken as provided in JP143.6.
    f. If, at the end of the third jump-off, there is no single winner, the Ground Jury may stop the competition at its discretion. After the fourth jump-off, the Ground Jury MUST stop the competition. The competitors left in the competition will be placed equal first.

JP148 TABLE III—Faults Converted Into Seconds

1. Faults incurred when jumping an obstacle, for putting one or more feet in the water, or on the marking lath are penalized by adding four seconds for each occurrence. In indoor arenas or smaller rings, competitors may be penalized with three (3) seconds added for each occurrence at the discretion of the Senior Judge. Time penalties (3 or 4 seconds) must be listed on the course plan.
2. A Time Limit of 120 seconds will be automatically applied. (180 seconds for courses over 600m.) Seconds added due to jumping faults do not count towards the 120 or 180 second time limit determination.
3. The first disobedience is penalized automatically by the extra time taken. Causes of elimination in Table of Jumping Faults JP145.3 through .19 apply.

JP149 TABLE IV—Optimum Time Classes

Classes are scored on Faults under Table II, however, all ties are broken on the basis of Optimum Time.

1. Optimum Time in First Round (Table IV Sec. 1)—The first round is decided by adding together the faults incurred over the course and any penalties for exceeding the Time Allowed. In the case of equality of faults, ties will be broken on the following basis: an “Optimum Time” (defined as 4 seconds less than the Time Allowed for the course) will be posted on the course plan; the horse with the time on course closest to this Optimum Time (over or under) will prevail in the tie, next closest next, etc.
2. Optimum Time in First Jump-Off
   a. Table IV Sec. 2 (a)—The first round and first jump-off are decided by adding together the faults incurred over the course and any penalties for exceeding the Time Allowed. In case of equality of faults, ties will be broken on the following basis: an “Optimum Time” (defined as 4 seconds less than the Time Allowed for the course) will be posted on the course plan; the horse with the time on course closest to this Optimum Time (over or under) will prevail in the tie, next closest next, etc.
   b. Table IV Sec. 2 (b)—The first round and first jump-off are decided by adding together the faults incurred over the course and any penalties for exceeding the Time Allowed. If a competitor has gone clear in the first round, the competitor will, without leaving the ring, upon an audible signal, commence the designated jump-off course. In case of a fall of a Rider and/or Horse after crossing the finish line of the first round, the Rider/Horse combination may not continue to the jump-off, and will be placed according to their Score in the first round. A competitor with a clear round may dismount, and with assistance if necessary, adjust tack and/or equipment; however, upon the audible signal to begin their round, the competitor is responsible to adhering to the 45 seconds rule as per JP137.3. A competitor who leaves the arena after a clear round (before or after the tone) will be considered to have withdrawn from the jump-off (exception JP138.1). In the case of equality of faults in the jump-off, ties will be broken on the following basis: an “Optimum Time” (defined as 4 seconds less than the Time Allowed for the course) will be posted on the course plan; the horse with the time on course closest to this Optimum Time (over or under) will prevail in the tie, next closest next, etc. If there are no clear rounds and a tie exists, the results will be determined by the scores and time from that round. It is recommended that no more than twelve numbered obstacles be included in the first round when the class is scored under this table.
   c. Table IV Sec. 2 (c) – Two Phase Competitions - The first phase to consist of 8 to 10 jumping efforts and the second phase of 5 to 7 jumping efforts. Scores are decided by adding together the faults incurred over the course and any penalties for exceeding the Time Allowed if any. If a competitor has gone clear in the first phase, they will, upon crossing the finish line, commence the second phase course. Time starts as the horse crosses the finish line of the first phase. In the case of equality of faults in the second phase, ties will be broken on the following basis: an “Optimum Time” (defined as 4 seconds less than the Time Allowed for the course) will be posted on the course plan; the horse with the time on course closest to this Optimum Time (over or under) will prevail in the tie, next closest next, etc. If there are no clear rounds in the first phase, the results will be determined by the scores and time from the first phase using the basis described above.

JP150 Special Classes

1. Top Score/Gambler's Choice Competition (FEI Rules for Jumping Art. 270)
   a. In this competition, a certain number of obstacles are set up in the arena. Each obstacle carries from 10 to 120 points according to its difficulty. Combination obstacles are not allowed. The obstacles must be built so that they can be jumped in both directions.
   b. The points allocated to the obstacles may be repeated at the discretion of the Course Designer. If it is not possible to place 12 obstacles in the arena, it is up to the Course Designer to delete the obstacles they wish.
   c. The competitor is credited with the number of points carried by each obstacle that they have jumped correctly. No points are awarded for an obstacle knocked down.
   d. Each competitor has 45 (minimum) to 90 seconds (maximum). During this time, they may jump all the obstacles they wish in any order and in any direction. The competitor may cross the starting line in either direction. The starting line must be provided with four flags; a red and a white flag at each end of the line.
   e. Ringing the bell declares the end of the round. The competitor must then cross the finishing line in one direction or the other to allow their time to be recorded. If they do not cross the finishing line, they are placed last of the competitors with the same number of points. The finishing line must be provided with four flags; a red and a white flag at each end of the line.
   f. If the fixed time is reached at the moment when the horse is already taking off (front hooves off the ground), this obstacle counts if it is correctly jumped.
   g. Any obstacle knocked down during a round will not be rebuilt; if it is jumped again, no points will be credited to the competitor. The same applies for knocking down an obstacle in disobedience or for displacing a lower part positioned in the same vertical plane. In the case of a disobedience without a knock-down, the competitor may jump that obstacle or continue to the next obstacle.
   h. Each obstacle may be jumped twice. The act, voluntarily or not, of jumping an obstacle for the third time or of passing between the flags of an obstacle for the third time or of passing between the flags of an obstacle already knocked down does not incur elimination. However, the competitor does not score the points allotted to this obstacle.
   i. All disobediences are penalized by the time lost by the competitor. The competitor must stop after a fall. Nevertheless, they are placed according to the points obtained up to the moment of their fall disregarding the time.
   j. The competitor who has obtained the highest number of points will be declared the winner. In the event of equality of points, the fastest time taken between the starting line and the finishing line will decide. In the event of equality of points and time for first place, there will be a jump-off according to the same formula with a fixed time of 40 seconds.
   k. There are two options for using a Joker:
      1. An obstacle may be provided in the course duly marked by flags and titled "Joker". The Joker may be jumped twice; 200 points are awarded each time this obstacle is jumped correctly, but if it is knocked down, 200 points must be deducted from the total points obtained so far by the competitor.
      2. The Joker is not part of the main course. After the fixed time has expired, the bell is rung to end the competitor's round. The competitor must cross the finishing line to have their time recorded they then have 20 seconds in which to attempt the Joker. Only one attempt at the Joker is allowed. 200 points are awarded if this obstacle is jumped correctly, but if it is knocked down 200 points must be deducted from the total points obtained by the competitor.
2. Take Your Own Line. This competition takes place over a course of about ten obstacles scored under Table 2 or 3 as stated in the prize list. After crossing the start line, the competitor must jump each obstacle in either direction, in any order and cross the finish line.
   a. If a competitor incurs a refusal, they may proceed to another obstacle. However, if the standard or flag is knocked down or displaced, the judge gives an audible signal, the clock is stopped and six seconds added to the time taken by the competitor to complete their round. The time is restarted at the moment when the horse leaves the ground at its next obstacle. Upon signal to proceed, the competitor may continue their round, re-attempting the obstacle refused or any other obstacle on the course not previously jumped.

   b. A first refusal is penalized only by time. The second refusal incurs elimination. (Exception, see JP145.4 and .5)
3. High Jump. Conducted over a single obstacle, starting at approximately 4’6” or 5’. A double set of wings or their equivalent must be used.
   a. Each competitor is allowed three attempts to clear a particular height and receives three points for clearing it at the first attempt, two for the second and one for the third. Points are cumulative from start to finish of class. Failure on the third attempt eliminates.
   b. Winner is the competitor clearing the greatest height, or an equal height with a greater number of points.
   c. A practice obstacle, which is not scored, may be jumped before each attempt. If all competitors are brought into the ring before the start of the class and held there during class, a start mark must be established at an appropriate distance from the obstacle.
4. Match Race. This class is run under Table III, faults converted into seconds, with each knockdown and the first refusal penalized by the addition of three (3) seconds. A competitor may ride only one horse. See JP Appendix B for Order of Starting in Qualifying Rounds. The following conditions apply:
   a. Two competitors will compete against each other simultaneously over two identical courses, with each competitor timed separately. Combinations are not allowed. If a particular competitor finds that their opponent has withdrawn from any round, the competitor remaining in the class must complete the round in question alone. If one competitor enters the other competitor’s course and as a result interferes with that competitor, the competitor responsible for the interference will be eliminated.
   b. In each round in the case of a first refusal with or without a knock-down the competitor will continue their round without jumping that obstacle or waiting until it has been rebuilt, however 3 seconds will be added to their time. The second refusal will eliminate a competitor. A competitor passing an obstacle without attempting to jump it will be eliminated.
   c. The competitor who has the fastest time will be qualified for the next round and so on until the two finalists meet to decide the winner. Losing competitors in corresponding rounds will be placed equal.
   d. A member of the judge’s panel must be stationed at the starting line to give the starting signal.
   e. If there is a dead heat between two competitors, the round must be started again.
5. Rotating Pair Relay. This competition is for teams of two. A horse can only compete once in this class, but a rider may compete on more than one horse. The entire course must be jumped twice in the correct order by either competitor. The competitor who crosses the start line must jump the first obstacle and the competitor who jumps the last obstacle must cross the finish line.
   a. One change is mandatory. Competitors may change over as often as they wish. A change is obligatory whenever a fault is incurred. A fault is indicated by an audible signal at which time the other competitor continues the course from the next obstacle. In the event of a disobedience, the other competitor must first jump the obstacle which has not been jumped by their partner and then continue the course.
   b. Faults incurred are penalized by adding four seconds for each occurrence to the time of the round. The first two disobediences are penalized only by time, the third disobedience incurs elimination. Should a competitor jump an obstacle before their partner has landed over preceding obstacle, the pair will be eliminated.
   c. The fastest overall time wins. In case of a tie for first place only, there will be a compulsory jump-off over a shortened course.
6. Other Relays—See the FEI Rules for Jumper Events.

JP151 Classes Offering $25,000 or more in prize money

1. Specifications. Once the specifications for a class have been printed in the prize list, the class conditions may not be changed. The Standard may only be changed in the case of inclement weather or unsafe conditions. In exceptional circumstances, permission for a change in specifications may be granted upon the approval of the Jumping Sport Committee Chairman, or their designee, and two additional Jumping Sport Committee members. Any changes must be noted in the Steward’s Report.
2. Officials.

a. Course Designer. A Federation Registered ('R') Course Designer must be used. (See Chapter GR10, Subchapter 10-F and GR1205)
b. Judges. For classes offering $25,000 or more in prize money a total of two Federation licensed 'R' judges are required, one of whom will act as official timer. The third judge is necessary if an open water jump is used; this can be a 'r' judge. In addition, two back up timers with digital stop watches are required. (Note: A timer technician may also be utilized as per JP106.2; however one of the two 'R' judges must be responsible for the official time recorded for each entry.) For all classes of $25,000 or more, the Senior Judge must physically inspect the course to ensure that the obstacles are set at the correct dimensions (Standard) as stated in the prize list.
c. Schooling Supervision. See JP103.

3. Qualifying Class. If a qualifying class is held for a class offering $25,000 or more, it must be held under the same schooling and equipment rules.
4. Cross Entries. Management may restrict cross entries if it is so stated in the prize list.
5. Prize Money. Prize money must be distributed as follows: 30% for 1st, 22% for 2nd, 13% for 3rd, 8% for 4th, 6% for 5th, 5% for 6th, 4% for 7th, 3% for 8th and 9th, 2% for 10th, 11th, and 12th place.
6. Entry Fees. Entry fee may not exceed 2% of the prize money. Further, when a Class Nominating Fee or a Starting or Declaration Fee is charged for entry into the class (excluding a Nominating fee for the Jumper Division, a Jumper Section, or for multiple Jumper Classes) the Total amount assessed including all Entry and Nominating fees (for any entry received by the closing date(s) and time(s) designated in the prize list) may not exceed 2% of the prize money.
7. Tack and Equipment. Only running martingales, used in the conventional manner, are permitted. Standing martingales, draw reins or restricted running martingales are prohibited. See JP 111.5.b for Boot Rules in Ranking List classes.
8. Attire. (See GR801.2, JP111.9)
9. Schooling.
   a. All horses competing must be presented for check-in to the Competition Steward or their designee and must be present on the grounds for the twenty-four hour period prior to the scheduled start of the class. Any horse that has been removed from the grounds for any reason without permission of competition management is ineligible to compete in that class. Competition management will determine who the person(s) responsible is (i.e. rider, trainer, etc.) for removing that horse. All of the responsible person's horses will be eliminated from that class and entry fees for that class will be forfeited.
   b. In order to compete, horse may not be schooled over off-sets for a twenty-four hour period prior to the scheduled start of the class, or while schooling during the class.
10. Open Classes of $25,000 or more.
    a. The prize list and the official results must clearly indicate the Standard for any such class. Should a prize list fail to indicate at what Standard the class is to be conducted, the correct information must be posted prominently at the competition office prior to the closing of declarations, and both the Steward's Report and the Official Results must clearly indicate Regional, American, National or High Performance Standard. Should this requirement not have been met, the competition results shall be recorded as though the class had been conducted at the Regional Standard.
    b. The posted course plan must include the height and spread of each obstacle.
11. Starting Order (see also JP112 for Starting Order)
    a. A rider, trainer or owner of a horse in that class is welcome to witness the draw.
    b. The previous year's winning rider may be seeded last if it is so stated in the prize list. If that rider has more than one horse in the class, a draw will be conducted to determine which of their horses will be seeded last.

JP152 FEI Classes and Classes not Covered Under these Rules

1. Other variations of the classes outlined in Subchapter JP-7 may be offered upon application to and approval of the Jumping Sport Committee. (See JP151 for requirements for all classes offering $25,000 or more in prize money.)

2. FEI Classes. Classes not included in Subchapter JP-7 may be offered such as those specified in the FEI Rules for Jumper Events (Relay, Accumulator, etc.). Any jumper class may also be run in accordance with FEI rules if management so specifies in the prize list. In either case, management must clearly state in the prize list what FEI Jumper Article applies, whether FEI or Federation equipment and/or schooling rules will be in effect and the starting time of enforcement.

SUBCHAPTER JP-8 NATIONAL/INTERNATIONAL CHAMPIONSHIPS

JP153 Championship Qualification

1. All qualifying criteria must be objective and strive to ensure a fair and level playing field and must be publicly available prior to the start of qualifying period. The goal of the criteria will be to ensure that all riders who qualify under the criteria are capable of competing at the level of difficulty required by the specific championship. All qualifying criteria must be approved by the USEF Board of Directors.
   a. If qualifying is based on a time period, the resulting standings of competitors must be made publicly available throughout the qualifying time period.
   b. If the Championship will be comprised of teams based geographically by Zone, in addition to the above, the criteria for each Zone must be comparable in level of difficulty and if trials are used, must be evenly dispersed throughout the zone. Zones with an insufficient number of competitors to constitute a team may combine individuals to form a team.
2. FEI North American Youth Championships (NAYC) Qualifying criteria must be submitted by USHJA sixty (60) days prior to the start of each zone's qualifying period. If no changes are submitted, the following specifications will apply:
   a. NAChC – qualifying criteria will automatically be based on Junior Jumper and Open Jumper classes held at 1.20m or above, and Jumper classes offering $25,000 or more in prize money. Points will be awarded per GR 1133.3. Qualifying period is June 14 the year prior to June 15.
   b. NAJC - qualifying criteria will automatically be based on Junior Jumper classes held at 1.35 m (4'5") or above as well as Open Jumper Classes offering $25,000 or more in prize money between November 1 and June 15. Points will be awarded per GR1133.3
   c. NAYRC - qualifying criteria will automatically be based on Junior, Amateur Owner and Amateur Jumper classes held at 1.35 m (4'5") and above as well as Open Jumper Classes offering $25,000 or more in prize money between November 1 and June 15. Points will be awarded per GR1133.3.
3. National Junior Jumper Championships. Qualifying criteria for the National Junior Jumper Championships must be submitted in writing by the USHJA to the Federation no later than July 15 of the year prior. If no changes are submitted, the qualifying criteria will automatically be based on Junior Jumper classes held at 1.40 m (4'7") or above between September 1 and August 31. Points will be awarded per GR1133.3.
4. US Pony Jumper Championships. Selection Procedures are approved by the Federation and published annually prior to the qualifying period.

DISTANCE			TIME (SECONDS)					
			NORMAL					JUMP OFF
Yards	360 yds per min	Yards	Meters	300m (328 yds) per min	325m (355 yds) per min	350m (382 yds) per min	375m (410 yds) per min	400m (457 yds) per min
250	41.6	273	250	50.0	46.1	42.9	40.0	37.5
260	43.3	284	260	52.0	48.1	44.6	41.6	39.0
270	45.0	295	270	54.0	50.0	46.3	43.2	40.5
280	46.6	306	280	56.0	51.8	48.0	44.8	42.0
290	48.3	317	290	58.0	53.7	49.7	46.4	43.5
300	50.0	328	300	60.0	55.5	51.4	48.0	45.0
310	51.6	339	310	62.0	57.4	53.1	49.6	46.5
320	53.3	350	320	64.0	59.2	54.9	51.2	48.0
330	55.0	361	330	66.0	61.1	56.6	52.8	49.5
340	56.6	372	340	68.0	62.9	58.3	54.4	51.0
350	58.3	383	350	70.0	64.8	60.0	56.0	52.5
360	60.0	394	360	72.0	66.6	61.7	57.6	54.0
370	61.6	405	370	74.0	68.5	63.4	59.2	55.5
380	63.3	416	380	76.0	70.3	65.1	60.8	57.0
390	65.0	427	390	78.0	72.2	66.9	62.4	58.5
400	66.6	437	400	80.0	74.0	68.6	64.0	60.0
410	68.3	448	410	82.0	75.9	70.3	65.6	61.5
420	70.0	459	420	84.0	77.7	72.0	67.2	63.0
430	71.6	470	430	86.0	79.6	73.7	68.8	64.5
440	73.3	481	440	88.0	81.4	75.4	70.4	66.0
450	75.0	492	450	90.0	83.3	77.1	72.0	67.5
460	76.6	503	460	92.0	85.1	78.9	73.6	69.0
470	78.3	514	470	94.0	87.0	80.6	75.2	70.5
480	80.0	525	480	96.0	88.8	82.3	76.8	72.0
490	81.6	536	490	98.0	90.7	84.0	78.4	73.5
500	83.3	547	500	100.0	92.5	85.7	80.8	75.0
510	85.5	558	510	102.0	94.4	87.4	81.6	76.5
520	86.6	569	520	104.0	96.2	89.1	83.2	78.0
530	88.3	580	530	106.0	98.1	90.9	84.8	79.5
540	90.0	591	540	108.0	100.0	92.6	86.4	81.0
550	91.6	601	550	110.0	101.8	94.3	88.0	82.5
560	93.3	612	560	112.0	103.7	96.0	89.6	84.0
570	95.0	623	570	114.0	105.5	97.7	91.2	85.5
580	96.6	634	580	116.0	107.4	99.4	92.8	87.0

© USEF 2026

DISTANCE			TIME (SECONDS)					
			NORMAL					JUMP OFF
Yards	360 yds per min	Yards	Meters	300m (328 yds) per min	325m (355 yds) per min	350m (382 yds) per min	375m (410 yds) per min	400m (457 yds) per min
590	98.3	645	590	118.0	109.2	101.1	94.4	88.5
600	100.0	656	600	120.0	111.1	102.9	96.0	90.0
610	101.6	667	610	122.0	112.9	104.6	97.6	81.5
620	103.3	678	620	124.0	114.8	106.3	99.2	93.0
630	105.0	689	630	126.0	116.6	108.0	100.8	94.5
640	106.6	700	640	128.0	118.5	109.7	102.4	96.0

FOR LESS THAN 10 METER/YARD INTERVALS, SEE BELOW

TIME ALLOWED FOR LESS THAN METER/YARD INTERVALS												
360 yds per min	Yards	328 yds per min	365 yds per min	382 yds per min	400 yds per min	475 yds per min	Meters	300m per min	325m per min	360m per min	375m per min	400m per min
0.2	1	0.2	0.2	0.2	0.2	0.1	1	0.2	0.2	0.2	0.2	0.2
0.4	2	0.4	0.3	0.3	0.3	0.3	2	0.4	0.4	0.3	0.3	0.3
0.5	3	0.5	0.5	0.5	0.4	0.4	3	0.6	0.6	0.5	0.5	0.4
0.7	4	0.7	0.7	0.6	0.6	0.6	4	0.8	0.8	0.7	0.7	0.6
0.8	5	0.9	0.9	0.8	0.7	0.7	5	1.0	0.9	0.8	0.8	0.7
1.0	6	1.1	1.0	0.9	0.9	0.9	6	1.2	1.1	1.0	1.0	0.9
1.2	7	1.3	1.2	1.1	1.0	1.0	7	1.4	1.3	1.2	1.1	1.0
1.3	8	1.5	1.4	1.3	1.2	1.1	8	1.6	1.5	1.5	1.3	1.2
1.5	9	1.6	1.5	1.4	1.3	1.2	9	1.8	1.7	1.5	1.4	1.3

APPENDIX A

USEF JUMPER SCHOOLING RULES

1. It is important to remember that all exercise areas are different in size, type of footing, and jump material provided. It is also important to take into account the size of the horse and the length of its stride when determining the distance of placement rails. Furthermore, the ability of the horse and rider must always be taken into consideration when deciding what is permitted and not permitted during preparation.
2. In the schooling/exercise areas during the preparation for a competition, a minimum of one vertical and one oxer must be provided. The ground must be in good condition. Management must provide sufficient obstacle material. The jumping area should be large enough to provide sufficient room for the training.

3. The use of FEI Approved Safety Cups to support the back rails of all spread obstacles in all warm-up/schooling areas is mandatory.
4. Obstacles must be flagged and jumped in the proper direction. The Steward and/or Schooling Supervisor will decide if the flags may be interchanged.
5. When schooling for a Young Jumper class in progress, jumps in the schooling area may not exceed the height or width by more than 10cm of the jumps in the class.
6. No one may hold a rail or touch a standard while it is being jumped.
7. All rails must be either in cups or totally on the ground (exception: one end of a cross rail may rest on the ground). Rails must be able to fall easily when hit.
8. If a rail is placed on the edge of a cup, it must be placed on the far side of the cup, and is only allowed at an oxer if it does not cause the front rail to be higher than the back rail (i.e. offset).
9. Walk rails are not permitted. Horses are not permitted to walk over cross or slant rails.
10. Jumps in the schooling area may not exceed 1.60m (5’3”) in height, 1.80m (5’11”) in width.
11. Any jump 1.30 m (4’3”) or higher must have a minimum of 2 rails, in cups, on the takeoff side of the jump, regardless of whether a ground line is used. The lower rail must always be below 1.30 m (4’3”).
12. There may only be one rail on the back of an oxer. The back rail must be equal to or higher than the top rail on the front of the oxer.
13. Ground lines are not mandatory, however if they are used, they must be placed either directly below the front of the jump or up to 1m (3’3”) out. If a ground line is used on the landing side of a jump, there must be one on the takeoff side, and it may not be any further out than the one on the takeoff side. A ground line may never be placed past the vertical plane on the take-off side.
14. If a trot/canter/placement rail is used it may only be used, at a vertical which may not exceed 1.30m (4’3”) in height. If a rail is used on the takeoff side of a jump, it may be no closer than 2.50m (8’2”). If a rail is used on the landing side of a jump, it may be no closer than 3 m (9’10”). Any rail placed 6m (19’8”) or further from the takeoff or landing side of a jump is not to be considered a placement rail and is allowed.
15. If guide rails are used on the landing side of a jump, the closest part of the rail must be a minimum of 3 m (9’10”) from the jump.
16. A cross rail may be made either:
    a. by itself, in which case the height at which the cups are set may not exceed 1.30m (4’3”) in height, or
    b. below a rail at a vertical or the front rail of an oxer, in either case the cups set not to exceed 1.30m (4’3”) in height.
17. Swedish Oxers are not permitted for Jumpers.
18. If a liverpool is supplied and used at a vertical or oxer, the front of the liverpool may not be behind the front plane of the jump. Also, the back of the liverpool may not be placed beyond the front plane of the jump. If used at an oxer, the front of the liverpool may not be more than 1 m (3’3”) in front of the jump. The total depth (front to back) may never exceed 1.80m (5’ 11”).
19. If space and available fence material allows and safety conditions permit, combinations may be built using correct distances. Bounce jumps may only be used with verticals and may consist of a maximum of three (3) obstacles not exceeding 1 m (3’3”) in height.
20. For scheduled Young Jumper classes, any schooling jump 1m (3’3”) or over must have a minimum of two rails, in cups, on the take-off side of the jump, regardless of whether a ground line is used. The lower rail must always be below 1 m (3’3”).
21. Only a Liverpool or materials used to simulate a Liverpool that are provided by Management may be used. No other materials may be used in the schooling area except as outlined in Schooling Rule #22.
22. Only a blanket, cooler, towel or tarp may be laid over the rail of a vertical or an oxer. If laid over an oxer, the blanket, cooler, towel or tarp must only be laid over the front rail or rails.
23. Any tack used in an unconventional manner or considered against the welfare of the horse will incur possible elimination from the class (upcoming or class in progress) or disqualification from the show. Items such as cables, wire, exposed chains, or unconventional materials are prohibited (curb chains used in the conventional manner are excluded).
24. Manual poling and the use of offsets are not permitted.
25. Riders are fully responsible for any jump taken by their horse.

26. Any action deemed not in the best interest of the horse will not be allowed.
27. The total maximum weight of equipment allowed to be added to a horse's leg, front or hind (single or multiple boots, fetlock rings, etc.), is 500 grams (17.637 ounces), shoe excluded. For Young Jumpers, 350 grams (12.345 ounces), shoe excluded. Failure to comply with this paragraph will incur disqualification.

BOD 06/17/2025 Effective 12/01/2025

TAPING/MARKING SCHOOLING FENCES

For Jumpers, fences should be taped or marked at; 1) At the 1.30 m (4'3") mark, so when a rail is placed above the tape/mark the competitors knows that they need a second rail; 2) At the 1.60 m (5'3") mark, so competitors know that they are not permitted to build higher than that point. For Young Jumper classes, fences should be taped or marked at the 1 m (3'3") mark.

APPENDIX B

Amateur Jumpers	JP118.1
Attire	JP111.9
Audible Signal	JP137.4
Back Up Timing	JP106.3
Boots	JP111.5 & JP117.2
Breaking Ties	JP143
Broken Equipment	JP136.6
Certifying Standards	JP123.7
Championships (Show)	JP110
Chin Strap	JP138.2
Circling	JP139.5
Classes Offering $25,000 or More	JP151
Combinations	JP127
Combined Sections	JP118.4
Communication Devices	JP103.6
Competed	JP136.13
Conduct In The Competition Ring	JP102.1
Conduct Outside The Competition Ring	JP102.2
Course Designers	JP105.2
Course Requirement	JP144.1
Courtesy Fence	JP136.8
Curbs	JP111.5
Disobedience-Refusal	JP139.1
Disobedience-Resume following	JP139.3
Disobedience-Runout	JP139.2
Displacing an Obstacle or Flag	JP138.3
Disqualified Competitors	JP102.3
Draw Reins/German Martingales	JP111.6
Electronic Devices	JP103.6/JP112.8
Eligibility-General	JP100
Eligibility-Jumpers	JP114
Entering the Arena	JP137.2
Equipment	JP106
Exiting the Arena	JP136.9
Failing to Complete	JP136.15
Falls	JP140
FEI and Misc. Classes	JP152
FEI Safety Cups - Warmup/Schooling	JP103.8
Fence Dimensions-General	JP123.1-3
Gambler’s Choice/Top Score Class	JP150.1
High Jump	JP150.3
Hoods/Blinkers	JP111.14
Hors Concours	JP136.14
Horse Recording	JP101
Horse Registration-USHJA	JP100.2

Horse Welfare	JP102
Ineligible Horses	JP114.4
Inspection of Courses-Judges	JP134
Judges	JP105.1
Jump Equipment	JP124
Jumper Courses	JP125
Jumping Obstacles Not Part of the Course	JP136.11
Jump-Off Courses	JP135
Junior Jumpers	JP118.2
Knockdowns	JP141
Knockdowns & Out	JP147.1
Level Designations	JP104
Level of Difficulty- Changing	JP123.6
Level of Difficulty-Conforming	JP123.5
Limiting Entries and/or Qualifying	JP115
Loss of Forward Movement	JP139.4
Manual Timing	JP106.4
Martingales	JP111.1
Match Race	JP150.4
Measuring Course	JP131
Microchip	JP100.3
National/International Championships	JP153
No Time	JP138.10
Nominating Fees	JP109
Numbers (back)	JP111.12
Off Course	JP142
Officials	JP105
On Course	JP138.6
Open Jumpers	JP121
Optimum Time	JP132.6/JP149
Option Jumps	JP138.9
Outside Assistance	JP136.10
Permanent Obstacles	JP128
Personal	JP106
Pony Jumpers	JP119.4
Posting & Walking Courses	JP133
Prize List & Scheduling	JP107
Prize Money	JP108
Protest Regarding Judges Decisions	JP136.17
Puissance	JP147.2
Restrictions by Age	JP117
Restrictions by Prior Winnings	JP116
Restrictions on Juniors/Amateurs/Young Riders	JP118.7
Restrictions on Ponies	JP111.9
Rotating Pair Relay	JP150.5
Safety Helmets/Vests	JP111.9
Schooling	JP103
Schooling Rules-Jumper	Appendix A

© USEF 2026

Schooling Supervisors - Supervision	JP103.2-.6
Scoring Irregularities	JP144.2
Scoring-General	JP136
Sections	JP114.3
Setting a Standard	JP136.7
Six Bar	JP147.3
Soundness	JP102.5
Spread Obstacles	JP126
Spurs	JP111.3
Stallions	JP114.2
Standards	JP123.4
Starting and Finishing	JP137.1
Starting Order	JP112
Stewards	JP105.3
Substitution of Obstacles	JP130
Table III-Faults Converted Into Seconds	JP148
Table II-Scored on Faults & Time	JP146
Table II-Scored on Faults Only	JP147
Table IV-Optimum Time	JP149
Table of Jumping Faults	JP145
Tack & Attire	JP111
Take Your Own Line	JP150.2
Thoroughbred Jumpers	JP122
Tied Stirrups	JP111.8
Time Allowed	JP 132
Time Faults	JP138.7
Time Limit-Exceeding	JP138.8
Time Out-Additional	JP138.4
Time to Start	JP137.3
Timer Technician	JP106.2
Timing Equipment	JP106.1
Timing-Start & Stop	JP138.1
U25 (25 & Under) Jumpers	JP120
USHJA Programs	JP113
Veterinarians	JP105.5
Video Recordings	JP144.3
Water Jumps/Liverpools	JP129
Weighted Boots	JP111.7
Whips	JP111.2
Young Jumpers-Boots	JP117.2
Young Jumpers-Course Requirements	JP117.8
Young Rider Jumpers	JP118.4
Zone Rider Definition	JP100.5

CHAPTER MO MORGAN HORSE DIVISION

SUBCHAPTER MO-1 GENERAL

MO101 Eligibility
MO102 Type and Conformation
MO103 Shoeing Regulations
MO104 Special Requirements
MO105 Appointments
MO106 Attire
MO107 Division of Classes
MO108 Championship Classes
MO109 Stakes

SUBCHAPTER MO-2 ALL IN-HAND CLASSES

MO110 Appointments
MO111 Shoeing
MO112 Class Specifications
MO113 Classes

SUBCHAPTER MO-3 SHOWING AND JUDGING REGULATIONS IN PERFORMANCE CLASSES

MO114 Judging
MO115 Qualifying Gaits

SUBCHAPTER MO-4 MORGAN PARK SECTION

MO116 General
MO117 Morgan Park Saddle Class
MO118 Morgan Park Saddle Class Specifications
MO119 Morgan Park Harness Class
MO120 Morgan Park Harness Class Specifications

SUBCHAPTER MO-5 MORGAN ENGLISH PLEASURE AND PLEASURE DRIVING SECTION

MO121 General
MO122 Morgan English Pleasure Class
MO123 Morgan English Pleasure Class Specifications
MO124 Morgan Pleasure Driving Class
MO125 Morgan Pleasure Driving Class Specifications

SUBCHAPTER MO-6 MORGAN CLASSIC PLEASURE SECTION

MO126 General
MO127 Morgan Classic Pleasure Saddle Class
MO128 Morgan Classic Pleasure Saddle Class Specifications
MO129 Morgan Classic Pleasure Driving Class
MO130 Morgan Classic Pleasure Driving Class Specifications

© USEF 2026

SUBCHAPTER MO-7 MORGAN WESTERN PLEASURE SECTION

MO131 General

MO132 Appointments and Attire

MO133 Shoeing

MO134 Morgan Western Pleasure Class Specifications

SUBCHAPTER MO-8 MORGAN HUNTER PLEASURE SECTION

MO135 General

MO136 Appointments

MO137 Attire

MO138 Shoeing

MO139 Morgan Hunter Pleasure Class Specifications

SUBCHAPTER MO-9 MORGAN ROADSTER SECTION

MO140 General

MO141 Appointments

MO142 Attire

MO143 Shoeing

MO144 Morgan Roadster Class Specifications

SUBCHAPTER MO-10 MORGAN WORKING HUNTER SECTION

MO145 General

MO146 Appointments

MO147 Attire

MO148 Shoeing

MO149 Courses

MO150 Height of Obstacles

MO151 Class specifications

MO152 Championship Points

MO153 Jumping Order

MO154 Judging

MO155 Performance

MO156 Faults

SUBCHAPTER MO-11 MORGAN HERITAGE DRIVING SECTION

MO157 General

MO158 Appointments

MO159 Class Specifications

SUBCHAPTER MO-12 MORGAN EQUITATION

MO160 Morgan Equitation Classes

MO161 Judging Requirements For All Seats

MO162 Morgan Saddle Seat Classic Equitation
MO163 Morgan Collegiate Equitation
MO164 Morgan Adult Equitation
MO165 AMHA Medal Class Rules
MO166 Steps To Hold AMHA Medal Classes
MO167 AMHA Medal Class Finals
MO168 AMHA Saddle Seat Medal Class
MO169 AMHA Western Seat Medal Class
MO170 AMHA Reining Seat Medal Class
MO171 AMHA Hunter Seat On The Flat Medal Class
MO172 Hunter Seat Over Fences Medal Class
MO173 AMHA Dressage Seat Medal Class

SUBCHAPTER MO-13 MORGAN WALK AND TROT SECTION

MO174 General
MO175 Morgan Walk and Trot Equitation
MO176 Morgan Walk and Trot Pleasure

SUBCHAPTER MO-14 MORGAN REINING SECTION

MO177 General

SUBCHAPTER MO-15 SPORT HORSE SECTION

MO178 Sport Horse In-Hand General
MO179 Triangle
MO180 Appointments
MO181 Attire
MO182 Conduct In-Hand Classes
MO183 Scoring Procedures
MO184 Sport Horse Under Saddle General
MO185 Qualifying Gaits
MO186 Appointments Sport Horse Under Saddle Classes
MO187 Attire
MO188 Class Specifications

SUBCHAPTER MO-16 WESTERN DRESSAGE

MO189 Western Dressage

SUBCHAPTER MO-17 MORGAN-GAITED

MO190 Morgan Gaited - General
MO191 Gaits
MO192 General Judging Requirements for Under Saddle Gaited Classes
MO193 Gaited Morgan Country Trail Pleasure Class

MO194 Class Specifications Gaited Morgan Country Trail Pleasure Class
MO195 Gaited Morgan Trail Pleasure Class
MO196 Class Specifications Gaited Morgan Trail Pleasure Class.
MO197 Gaited Morgan Classic Pleasure Class
MO198 Gaited Morgan Classic Pleasure Specifications
MO199 Gaited Morgan Western Pleasure
MO200 Gaited Morgan Western Pleasure Specifications

SUBCHAPTER MO-18 MORGAN WORKING WESTERN

MO201 General
MO202 Ages
MO203 Classes
MO204 Appointments and Attire
MO205 Working Western - Non Cattle Classes
MO206 Working Western – Cattle Classes
MO207 Versatility Championship

SUBCHAPTER MO-19 ADDITIONAL CLASSES

MO208 General
MO209 Additional Class Specifications

CHAPTER MO MORGAN HORSE DIVISION

SUBCHAPTER MO-1 GENERAL

MO101 Eligibility

1. Horses shown in this division must be registered with the American Morgan Horse Association, Inc., or an organization having registry reciprocity, (Canadian Morgan Horse Association, British Morgan Horse Society, Swedish Morgan Horse Society.) Horses must be entered under their full registered name or if under one year of age be eligible for registration. Horses must be entered under the names of the owner(s) or lessee of record. A copy of the registration papers showing recorded ownership or proof of lease must be submitted with entry form at the time of making entry. Competition management is responsible for notifying exhibitors of this requirement.
2. Canadian horses born after January 1, 1985, can be shown with Canadian registration papers as long as the papers do not state “not eligible for U.S. reciprocity.”
3. Owners (lessees), riders, drivers, handlers, coaches, and trainers of horses participating at Federation licensed competitions in all Morgan sections must be current members in good standing with the American Morgan Horse Association, Inc., or an organization having registry reciprocity (or pay a non-member fee. Set fees shall be payable to AMHA.) An original or a copy of the membership card must be provided to the competition unless the competition, at their discretion, confirms membership electronically with one of these organizations. Lessees are considered owners in connection with this membership requirement. In the event of an entry under multiple ownerships, only one owner need be a member. Exceptions: Exhibitors in Leadline and/or Walk-Trot classes are exempt from this membership requirement. AMHA membership or non-member fee is not required at a Lite Competition. Additionally, a parent/guardian when only signing an entry blank for a minor is not required to be a member or pay a non-member fee.
4. In classes for Maiden, Novice or Limit horses, ribbons won as a driving horse within a section do not count when reckoning the status of the horse as a driving horse in another Section. In classes for Maiden, Novice or Limit horses, ribbons won as a saddle horse within a section do not count when reckoning the status of the horse as a saddle horse in another Section. Ribbons won as a driving horse do not count when reckoning the status of a saddle horse and visa versa.
5. In classes for Maiden, Novice or Limit riders, ribbons won in any saddle class of any Division or Section shall count in reckoning the status as a rider. In classes for Maiden, Novice or Limit drivers, ribbons won in any driving class of any Division or Section shall count in reckoning the status as a driver.

MO102 Type and Conformation

1. The Morgan’s form and movement in its distinctive gaits is the result of selective breeding and good training. A Morgan is distinctive for its stamina and vigor, personality and eagerness and strong natural way of moving. The head is made up of a straight or slightly dished face; large prominent eyes set wide apart; short and shapely ears set rather wide apart and carried alertly; small muzzle with firm lips and large nostrils; well-rounded jowls. In body conformation the Morgan gives the appearance of a very strong powerful horse with great shoulder angulation and depth, short back, broad loins, croup long and well-muscled and with tail attached high and carried gracefully and straight. Head is carried proudly and neck slightly arched meeting the head at a well defined throttle. Legs are straight and sound with short cannons, flat bone, medium length pasterns and an appearance of overall substance with refinement. The Morgan ranges from 14.1 to 15.2 with occasional entries over and under.
2. The Morgan horse is judged against the criteria set forth in The Morgan Horse Judging Standards. The Standards supplement the Federation Morgan Division rules. Federation rules take precedence. It is the responsibility of judges, stewards, exhibitors and officials to be familiar with the criteria and intent of The Morgan Horse Judging Standards. The Morgan Horse Judging Standards contain no protestable rules.
3. Entries shall be serviceably sound and in good condition. Animals with complete loss of sight in one eye may be found serviceably sound at the judge’s discretion, except in a class over fences where a judge may ask a rider to change horses.

4. Morgan horses shall exhibit natural tail carriage. See MO114.2.
5. The specific kind of class being judged determines the importance of each criterion in the final judging outcome. The order in which each is listed in the class specifications determines where the emphasis should be placed.
6. Morgan division classes which are judged without consideration for type and conformation shall include Reining, Working Western, Trail, Jumper, Carriage Driving, Eventing, Sport Horse, Fitting & Showmanship, Dressage and Equitation.

MO103 Shoeing Regulations

1. Except for weanlings and yearlings which must be shown barefoot, horses may be shod or barefoot. If shod, the shoe may be of any type and configuration. Exception: In the case of the bar shoe, the bar may not extend below the ground surface of the shoe. Borium or standard screw-in caulks are allowed.
2. There are different length restrictions according to the section or class within the Morgan Division.
3. If the limit for length of toe and/or width of pad is exceeded, the horse must be disqualified from the entire competition and forfeit all entry fees and all winnings including but not limited to all prize money, sweepstakes, trophies, scholarships, ribbons, points, etc. from the entire competition.
4. In Classic Pleasure classes the length of toe must not exceed 4 3/4" including pads and shoes.
5. In English Pleasure, Western Pleasure, Hunter Pleasure, Pleasure Driving, and Natural Park classes the length of toe must not exceed 5" including pad and shoe.
6. In all In-Hand classes, Parade, Park Saddle, Park Harness, Hunter, Jumper, Eventing, Cutting, Reining, Working Western, Carriage, Morgan Heritage, Equitation and all other Morgan Classes (exception: English Pleasure, Pleasure Driving, Western Pleasure, Hunter Pleasure, Natural Park, and Classic Pleasure Sections) the length of toe must not exceed 5 3/4" including pads and shoe.
7. At an all Morgan competition and any competition designated as an AMHA Regional Championship Competition, all Champions and Reserve Champions in classes restricted to Morgans must have one foot measured by the C2 Steward immediately upon leaving the ring except in classes where points are accumulated to determine Championships (i.e., Dressage and Hunter) (See GR510).
8. In Morgan Division classes which are judged without consideration for type and conformation where the Federation has specific shoeing regulations in the discipline rules, those Federation rules govern all Morgan classes, except the length of toe must not exceed 5 3/4" including pads and shoe. In Saddle Seat Classic Equitation, the Classic Pleasure shoeing will prevail (MO127.3).
9. See GR804, GR507.1, GR510 and GR512, GR513.

BOD 06/17/2025 Effective 12/1/2025

MO104 Special Requirements

1. Stallions are prohibited in Ladies, Junior Exhibitor, Equitation, Walk/Trot, and Leadline Classes.
2. It is the responsibility of all exhibitors to officially scratch entries in any event in which they do not plan to participate.
3. An exhibitor is allowed only one time-out per class including Hunter Seat Equitation on the Flat. (See GR833.1) Exception: No time outs are permitted in the Working Western Section.
4. Side saddle riders, in appropriate tack and attire, are allowed in all classes except equitation.
5. Electronic communication devices used for purposes of coaching exhibitors during a competition are prohibited in all classes in the Morgan Division. Exhibitors with a permanent hearing impairment are permitted to use an electronic communication device upon submission of a written certification from a treating medical professional‘s office certifying the permanent hearing impairment and certifying the requirement of an electronic communication device. The medical certification must be provided to the competition Steward within a reasonable time prior to competing who shall attach a copy to the Steward report. An exhibitor with a disability (other than hearing) will be provided reasonable accommodation upon submission of a written certification from a treating medical professional‘s office certifying the disability and identifying the accommodation necessary for the exhibitor to compete safely. The medical certification must be provided to the competition Steward within a reasonable time prior to competing who shall attach a copy to the Steward report.

6. All headers in the Morgan division must be a minimum of sixteen (16) years of age (Federation competition age, see GR103).
7. Model classes are prohibited.
8. When the terms “prohibited”, “not permitted”, “mandatory”, or “required” are used in these rules, any competitor who fails to comply MUST BE ELIMINATED by the judge, unless another penalty is stipulated. When the terms “must” or “shall” are used in these rules, and no penalty is prescribed, any competitor who fails to comply must be penalized by the judge. When the term “should” is used in these rules, any competitor who fails to comply may be penalized at the judge’s discretion.
9. Horses entered in Amateur Owner and Junior Owner classes must be registered in the name of the competitor or a member of the competitor’s family, as defined by GR123. (Horses registered in a farm/ranch/syndicate/partnership/corporation name may be shown in Amateur Owner classes provided the family is the sole owner of the farm or entity as defined by GR123. The sale of a horse does not eliminate this registration requirement. (Contracts of Sale or Bill of Sale will not be accepted.) In the case of a junior exhibitor, the parent or guardian must sign.
10. In the Morgan Division, classes that are judged without consideration for type and conformation (See MO102.6), the judging of these disciplines and classes will be conducted under the Federation rules of the applicable chapters and the Morgan Subchapters (Morgan Dressage, Working Western, and Fitting & Showmanship).
    a. When the Dressage chapter is referenced herein, any rule or portion of a rule that is in direct reference to USEF/USDF or USEF National Championships shall be disregarded for the purpose of breed Dressage classes.
11. The first word of the class description denotes which criteria is used for judging the class. For example, an Amateur Ladies class will follow the rules and specifications of an amateur class.

MO105 Appointments

1. The Morgan is shown in all its natural beauty with a full mane, forelock and tail. Braiding is permitted only in Hunter, Jumper, Dressage, Sport Horse, and Carriage Pleasure Driving. Braiding is also permitted in performance and equitation classes when shown under proper hunter, dressage, sport horse, or carriage driving tack and attire.
2. The use of any device in the ring to alter the natural carriage of the tail or ears shall result in disqualification. The steward may check for appliances to alter the ear carriage when measuring feet for championships. Rubber bands, an inconspicuous braid or tape in the forelock are permitted. In harness classes, an inconspicuous braid in the end of the tail is permitted to allow it to be fastened to the driving vehicle.
3. The use of supplemental hair on the horse is prohibited in any class restricted to Morgans and shall result in disqualification from the competition, and all entry fees and winnings of the entry for the entire competition will be forfeited.
4. Boots and other artificial appliances are forbidden in the Morgan division during competition in a class. Exception: boots are permitted in all Reining, Working Western, Roadster, Jumper, Hunter on the Flat Equitation, and Hunter Seat over Fences.
5. In case of inclement weather competition management may permit the use of polo boots or bandages and may allow tails to be tied up provided this is publicly announced before a class or session.
6. Rubber or elastic (except on boots) attached in any way to the legs or hooves must not be used on the competition grounds at any time.
7. The use of chains or rollers as action devices on the competition grounds during or before a competition is prohibited.
8. Vertical half-cup blinkers are acceptable on the competition grounds and in the warm-up ring. Blinders of any kind are not allowed.
9. A rein (or driving line) is defined as a length of leather, or other material, which remains flexible at the point of contact with the bit and which does not create an extension of leverage of the bit.
10. An inconspicuous tongue tie is permitted in all Morgan sections with the exception of Carriage Driving, Dressage, Working Hunter over Fences, Hunter Seat Equitation Over Fences, Reining Seat Equitation, Western Seat Equitation, Working Western, Trail, Reining, Western Dressage, and Western Pleasure.
11. Nasal strips are allowed with the exception of the competition arenas during scheduled performances.

MO106 Attire

1. Rider's attire must be suitable to the saddle being ridden. Protective headgear (See GR801) may be worn without penalty.
2. Protective headgear is not required in any class in the Morgan Division unless stated otherwise within these rules. Use of protective headgear cannot be penalized. Protective headgear must be worn by riders in lead line classes at all times while mounted.

MO107 Division of Classes

1. All Harness classes must be divided if there are over 25 entries or in which safety appears to be a factor in the judgment of the show committee and/or judge.
2. In a divided class, separate ribbons and trophies will be awarded. Management, at its discretion, may divide or duplicate the prize money. Exception: In Championship classes or in classes in which a Challenge or Perpetual Trophy is offered, eliminations followed by a work off will determine the final placings.

MO108 Championship Classes

1. At All-Morgan competitions and any competition designated as an AMHA Regional Championship Competition, stripping of horses is mandatory in open and junior horse championship classes under saddle (Park Saddle, English Pleasure, Hunter Pleasure, Western Pleasure Sections) when type and conformation are part of the specifications. (Exception: One horse classes, Parade classes and Classic Pleasure Saddle classes.) All judges must walk the line at Regional and National Championships in classes restricted to Morgans. At other than All- Morgan competitions, stripping of horses is mandatory in open and junior horse championship classes under saddle (Park Saddle, English Pleasure, Hunter Pleasure, Western Pleasure Sections) when type and conformation are part of the specification unless the prize list states that it is not required. Stripping of these horses will be accomplished by not more than two attendants assisting the rider. Refer to GR808, GR809, GR810.2.
2. To be eligible to show in a Performance Championship class a horse must have been properly entered, shown and judged in one qualifying class in the same section. An entry which while performing in a qualifying class fails to qualify by reasons of equipment repair, shoeing time, illness (certified by the official veterinarian) or failure of a class to fill shall be permitted to pay double fee and make a post entry in another qualifying class in the section or if no subsequent qualifying class is available for such post entry, the horse shall be considered qualified for the Performance Championship class, provided the horse has previously been entered in the Championship or Stake. (See also GR117.3).
    a. If stated in the Prize List, an amateur who participates in the Ladies or Gentlemans class of a given section is eligible for the Amateur Championship of said section if a Ladies Championship or Gentlemans Championship is not held.

MO109 Stakes

At an all Morgan competition and any competition designated as an AMHA Regional Championship Competition, all classes that require a qualifying class must be called a championship. (Refer to MO103.7 and MO108.1) At all other competitions, a stake class may either be a qualifying class for the championship or the final competition for that particular division. Stake classes must be judged by the same specifications as qualifying classes.

SUBCHAPTER MO-2 ALL IN-HAND CLASSES

MO110 Appointments

1. Rubber bands or tape inconspicuously applied in the forelock are permitted.
2. Curb bits are prohibited for weanlings and yearlings in In-Hand classes.

MO111 Shoeing

In all In-Hand classes the length of toe must not exceed 5 3/4” including pads and shoe.

MO112 Class Specifications

1. Entries are to be judged individually, standing then at a walk and trot on the line and must be serviceably sound.
2. Horses should stand with front legs perpendicular to the ground. Rear legs may be placed slightly back. The horse is also judged at some time during the class not stretched.
3. Emphasis is placed on type and conformation with consideration given to horse’s ability to move correctly on the lead. Unnatural tail carriage should be penalized. See MO102.4 and MO114.2.
4. No more than two handlers shall be allowed in the ring to show each horse in In-Hand classes. No item may be used inside or outside the ring while showing the horse except one whip per handler. (See General Rules, GR803.)

MO113 Classes

1. There is only one standard for type and conformation of the Morgan horse. If In-Hand classes are offered for horses in specific disciplines or specific classes or suitable to become classes (Classic Pleasure In-Hand, Western In-Hand, etc.) horses are judged against the criteria stated in MO102.
   If such classes are offered competition management must print the above in the prize list to assure there is no misunderstanding and that no horse will be judged against any standard for another breed, discipline, or division.
2. In-Hand classes may include: Weanling colts, Yearling colts, Two-year-old colts, Three-year-old stallions, Four-year-old stallions, Five-year-old and over stallions, Sire and Get Class (stallions to be shown with two to four of Get), Get of Sire (two to four of Get to be shown), Weanling fillies, Yearling fillies, Two-year-old fillies, Three-year-old mares, Four-year-old mares, Five-year-old and over mares (may be divided into mares that have had foals and mares that have not produced foals), Broodmare and foal, Dam and Produce (mares to be shown with two or more of Produce), Produce of Dam (two to four of Produce to be shown), Weanling geldings, Yearling geldings, Two-year-old geldings, Three-year-old geldings, Four-year-old geldings and Five-year-old and over geldings; Champions and Reserve Champions are selected as outlined in GR810.1, GR810.2 and GR810.4.
3. In Classic Pleasure In-Hand classes, all handlers/tailers must not be professionals as defined in GR1306.
4. If specialty in-hand classes are held, they do not qualify for In-Hand Championships and are held according to local specifications.

SUBCHAPTER MO-3 SHOWING AND JUDGING REGULATIONS IN PERFORMANCE CLASSES

MO114 Judging

1. Suitability of the horse and its motion for the type of job at hand is essential. Natural animated motion is desired in Park Horse classes. Easy ground-covering motion is desired in Pleasure and Working events. Judges must severely penalize any horse with laboring motion at any gait whether or not such motion indicates excessive weight or use of artificial training devices.
2. Judges must penalize unnatural tail carriage, which includes evidence of tail-setting and/or vertical break-over, dead tail and wry tail (wry tail is defined as askew, deformed, distorted or twisted). Judges must severely penalize tails carried vertically with an abrupt break-over (double-vertical).
3. Unless class specifications state otherwise entries are judged 40% on type and conformation and 60% on other qualifications appropriate to the class. Stakes are judged as qualifying classes. In Championship performance classes type and conformation shall count 50%. Judges must strictly apply these percentages.
4. Youth classes are to be judged in accordance with Open class specifications, open to exhibitors 21 years of age and under. A youth rider or driver may exhibit stallions, mares and geldings.
5. Cross entering between Youth and Junior Exhibitor classes is permitted unless prohibited in the prize list.
6. Horses are to be shown at all required gaits both ways of the ring.
7. All horses chosen for a workout must be worked both ways of the ring at any gait requested.

© USEF 2026

8. In Pleasure Classes Under Saddle, horses must not be tested on obstacles.
9. Masters Classes are restricted to amateur riders/drivers age 50 years and older.

MO115 Qualifying Gaits

1. Walk: Flat-footed, steady, elastic.
2. Park Walk: Snappy, collected, animated, elastic and on a straight line.
3. Trot: Square, collected and balanced.
4. Park Trot: Animated, square, collected and balanced.
5. Pleasure Trot: Easy going trot with elasticity and freedom of movement.
6. Extended Trot: The extended trot should be bold, energetic, balanced and ground covering with a definite lengthening of stride resulting in an increase of speed without a sense of racing or straining. The mouth should remain light and the horse should demonstrate a complete acceptance of control without resistance at all times. A horse that does not remain light in the mouth and does not demonstrate a complete acceptance of control without resistance should be penalized.
7. Road Trot: Balanced, ground covering. Form should not be sacrificed for speed. Excessive speed should be penalized.
8. Slow Trot: (Formerly “Collected”) The neck is raised, thus enabling the shoulders to move with greater ease in all directions, the hocks being well engaged and maintaining energetic impulsion, not withstanding the slower movement. The horse’s steps are shorter but they are lighter and more mobile.
9. Working Trot: This is a pace between the strong and the slow trot and more round than the strong trot. The horses go forward freely and straight, engaging the hind legs with good hock action, on a taut but light rein, the position being balanced and unconstrained. The steps should be as even as possible. The hind feet touch the ground in the foot prints of the fore feet. The degree of energy and impulsion displayed at the working trot denotes clearly the degree of suppleness and balance of the horses.
10. Strong Trot: (“Trot On”) Clear but not excessive increase in pace and lengthening of stride while remaining well balanced and showing appropriate lateral flexion on turns; light contact to be maintained. Excessive speed will be penalized. The term used for calling this gait is “Trot on.”
11. Jog-Trot: A free, easy, two beat diagonal gait without a tendency to mix gaits.
12. Extended Jog-Trot: A lengthening of stride while maintaining a free and easy two beat diagonal gait.
13. Canter: Smooth, collected and straight on both leads.
14. Lope: Smooth, slow, straight and a three beat cadence.
15. Extended Lope: A lengthening of stride while maintaining a smooth, straight, three beat cadence.
16. Extended Canter: The extended canter should be ground covering, free moving and smooth. The extended canter should show a definite lengthening of stride, while still being controlled and mannerly. Extreme speed SHALL be penalized.
17. Hand Gallop: Long, free ground covering stride under control. Not a fast collected canter, but a true lengthening of stride, correct and straight on both leads. Extreme speed penalized.

SUBCHAPTER MO-4 MORGAN PARK SECTION

MO116 General

1. A Ladies Park Horse is outstanding in refinement and elegance, with suitability of horse to rider taken into consideration. Expression is paramount and quality is a prime consideration. The execution of gaits is performed with brilliance on command. The horses should walk and stand quietly. Stallions are prohibited.
2. A Junior Exhibitor Park Horse should be mannerly, willing and expressive, with balanced action. The execution of gaits should be performed with brilliance on command. The horses should walk and stand quietly. Suitability of horse to rider is of particular importance, and manners are still the primary consideration. Stallions are prohibited.
3. An Amateur and Master Park Horse can be a bit stronger and perform in a bolder manner. More action and animation are desired and less emphasis can be put on manners than in Ladies or Junior Exhibitor Park classes. However, suitability of horse to rider must be considered and manners are still the primary consideration.

4. Morgan Park horses must not be asked to back.

MO117 Morgan Park Saddle Class

1. APPOINTMENTS.
   a. English tack must be used. A flat English saddle is appropriate.
   b. A full bridle (curb bit and bridoon) will be proper.
   c. Spurs and whip are optional.
   d. Martingales are not permitted.
2. ATTIRE. Informal attire recommended is a saddle suit or day coat with contrasting jodhpurs, vest, boots, and appropriate derby, soft hat or protective headgear. Formal attire is worn only after 6:00 p.m. and consists of a tuxedo style saddle suit, formal shirt with appropriate tie, vest or cummerbund, and boots. Gloves are optional for informal and formal attire.
3. SHOEING. In Park Saddle classes the length of toe must not exceed 5 3/4” including pads and shoe.

MO118 Morgan Park Saddle Class Specifications

1. MAIDEN, NOVICE, LIMIT, JUNIOR (four-years-old and under). To be shown at a park walk, park trot and canter and to be judged on quality, presence, performance with proper cadence and balance and manners 60%; type and conformation 40%.
2. OPEN, STALLIONS, MARES, GELDINGS, UNDER 15 HANDS, 15 HANDS AND OVER, YOUTH. To be shown at a park walk, a park trot and canter and to be judged on performance with proper cadence and balance, presence, quality and manners 60%; type and conformation 40%.
3. LADIES, AMATEUR, MASTER, JUNIOR EXHIBITOR. To be shown at a park walk, a park trot and canter and to be judged on manners, suitability, quality and performance with proper cadence and balance 60%; type and conformation 40%.
4. CHAMPIONSHIP. The same specifications as the above paragraphs except the percentages are 50%-50% instead of 60%-40%.

MO119 Morgan Park Harness Class

1. GENERAL.
   a. One attendant without whip must head each horse in Park Harness classes. All headers in the Morgan Division must be a minimum of sixteen years of age (Federation competition age, see GR103).
   b. In Park Harness Classes, judges will ask for a park walk, a park trot and, except in Ladies, Amateur, Master and Junior Exhibitor classes, “show your horse” (a smart trot without excessive speed).
   c. In Park Harness Classes all drivers should remain seated until all entries have been inspected and judged.
   d. Driver only is permitted in vehicle.
2. APPOINTMENTS
   a. In all Park Harness classes a driving snaffle with a half cheek and overcheck or sidecheck is considered proper in all Harness classes. One or two bits acceptable.
   b. In Park Harness classes only, a liverpool bit with sidecheck is permissible if driven in the half cheek as illustrated in HK117.
   c. A running martingale must only be used when the horse is driven in a snaffle bit.
   d. In Park Harness classes horses must be shown to a four-wheeled vehicle.
   e. Equipment must be in sound condition.
3. SHOEING. In Park Harness Classes the length of toe must not exceed 5 3/4” including pads and shoe.

MO120 Morgan Park Harness Class Specifications

1. MAIDEN, NOVICE, LIMIT, JUNIOR (four-years-old and under). To be shown at a park walk and a park trot and “show your horse”, extreme speed to be penalized. To be judged on quality, performance with proper cadence and balance, presence, manners and suitability as a stylish harness horse 60%; type and conformation 40%.
2. OPEN, STALLIONS, MARES, GELDINGS, UNDER 15 HANDS, 15 HANDS AND OVER, YOUTH. To be shown at a park walk, a park trot and “show your horse”, extreme speed to be penalized. To be judged on performance with proper cadence and balance, presence, quality, manners and suitability as a stylish harness horse 60%; type and conformation 40%.
3. LADIES, AMATEUR, MASTER, JUNIOR EXHIBITOR. To be shown at a park walk, a park trot, extreme speed to be penalized. To be judged on manners, suitability, quality and performance with proper cadence and balance 60%; type and conformation 40%.
4. CHAMPIONSHIP. The same specifications as the above paragraphs except the percentages are 50%-50% instead of 60%-40%.

SUBCHAPTER MO-5 MORGAN ENGLISH PLEASURE AND PLEASURE DRIVING SECTION

MO121 General

1. A Ladies Pleasure Horse must display an elegant, refined and co-operative way of going with absolute acceptance of regimentation of speed and a light mouth at all times. Misconduct, resistance or unpleasantness of any kind must be severely penalized. Transitions of gaits must be effortless and smooth. Stallions are prohibited.
2. A Junior Exhibitor Pleasure horse is a safe, pleasant and mild mannered individual, showing complete co-operation. All signs of resistance, resentment or aggression must be severely penalized. Suitability of horse to rider is of particular importance. Stallions are prohibited.
3. An Amateur and Master Pleasure Horse shows all of the tractability and willingness of the fully trained Pleasure Horse. The horse may be somewhat stronger than a Ladies or Junior Exhibitor horse but must be co-operative and agreeable at all times. A light mouth and a willing nature are paramount to the Amateur and Master Pleasure Horse.
4. Horses may be asked to back.

MO122 Morgan English Pleasure Class

1. APPOINTMENTS. A flat, English style saddle and a full bridle (curb bit and bridoon) should be used. Exception: Side-Saddle English tack is allowed unless it is prohibited by the prize list.
2. ATTIRE. Informal attire recommended is a saddle suit or day coat with contrasting jodhpurs, vest, boots, and appropriate derby, soft hat or protective headgear. Formal attire is worn only after 6:00 p.m. and consists of a tuxedo style saddle suit, formal shirt with appropriate tie, vest or cummerbund, and boots. Gloves are optional for informal and formal attire.
3. SHOEING. In English Pleasure classes the length of toe must not exceed 5” including pad and shoe.

MO123 Morgan English Pleasure Class Specifications

1. In English Pleasure classes horses may be asked to back.
2. OPEN, STALLIONS, MARES, GELDINGS, UNDER 15 HANDS, 15 HANDS AND OVER, YOUTH. To be shown at a walk, pleasure trot, road trot and canter, with light rein but still maintaining contact with the horse’s mouth. To be judged on manners, performance with proper cadence and balance, quality presence and apparent ability to give a good pleasure ride 60%; type and conformation 40%.
3. MAIDEN, NOVICE, LIMIT, JUNIOR HORSE. To be shown at a walk, pleasure trot, road trot and canter, with light rein but still maintaining contact with the horse’s mouth. To be judged on manners, quality, performance with proper cadence and balance, presence and apparent ability to give a good pleasure ride 60%; type and conformation 40%.

4. JUNIOR EXHIBITOR. To be shown at a walk, pleasure trot, road trot and canter, with light reining but still maintaining contact with the horse's mouth. To be judged on manners, suitability, performance with proper cadence and balance, quality, presence and apparent ability to give a good pleasure ride 60%; type and conformation 40%.
5. LADIES, LADIES AMATEUR. To be shown at a walk, pleasure trot, road trot and canter, with light rein but still maintaining contact with the horse's mouth. To be judged on manners, suitability, quality, performance with proper cadence and balance, presence and apparent ability to give a good pleasure ride 60%; type and conformation 40%.
6. AMATEUR, MASTER. To be shown at a walk, pleasure trot, road trot and canter, with light rein but still maintaining contact with the horse's mouth. To be judged on manners, performance with proper cadence and balance, suitability, quality, presence and apparent ability to give a good pleasure ride 60%; type and conformation 40%.
7. CHAMPIONSHIP. The same specifications as the above paragraphs except the percentages are 50%-50% instead of 60%-40%.

MO124 Morgan Pleasure Driving Class

1. GENERAL
   a. In Pleasure Driving Classes all drivers shall remain seated until all entries have been inspected and judged.
   b. One attendant without whip must head each horse in Pleasure Driving classes. All headers in the Morgan Division must be a minimum of sixteen years of age (Federation competition age, see General Rules, GR103).
   c. Driver only is permitted in vehicle.
   d. In Two-year Old Pleasure Driving Classes, horses will not be asked to back.
2. APPOINTMENTS.
   a. A driving snaffle with a half cheek and overcheck or sidecheck is considered proper. One or two bits acceptable.
   b. A running martingale must be used.
   c. In Pleasure Driving classes horses must be shown to an appropriate two-wheeled vehicle.
   d. Equipment must be in sound condition.
3. SHOEING. In Pleasure Driving classes the length of toe must not exceed 5" including pad and shoe.

MO125 Morgan Pleasure Driving Class Specifications

1. In Pleasure Driving classes horses may be asked to back.
2. OPEN, STALLIONS, MARES, GELDINGS, UNDER 15 HANDS AND OVER, YOUTH. To be shown at a walk, pleasure trot, road trot. To be judged on manners, performance with proper cadence and balance, quality, presence and apparent ability to give a good pleasure drive 60%; type and conformation 40%.
3. MAIDEN, NOVICE, LIMIT, JUNIOR HORSE. To be shown at a walk, pleasure trot, road trot. To be judged on manners, quality, performance with proper cadence and balance, presence and apparent ability to give a good pleasure drive 60%; type and conformation 40%.
4. JUNIOR EXHIBITOR. To be shown at a walk, pleasure trot, road trot. To be judged on manners, suitability, performance with proper cadence and balance, quality, presence and apparent ability to give a good pleasure drive 60%; type and conformation 40%.
5. LADIES, LADIES AMATEUR. To be shown at a walk, pleasure trot, road trot. To be judged on manners, suitability, quality, performance with proper cadence and balance, presence and apparent ability to give a good pleasure drive 60%; type and conformation 40%.
6. AMATEUR, MASTER. To be shown at a walk, pleasure trot, road trot. To be judged on manners, performance with proper cadence and balance, suitability, quality, presence and apparent ability to give a good pleasure drive 60%; type and conformation 40%.
7. CHAMPIONSHIP. The same specifications as the above paragraphs except the percentages are 50%-50% instead of 60%-40%.

SUBCHAPTER MO-6 MORGAN CLASSIC PLEASURE SECTION

MO126 General

1. It is imperative that the horse give the distinct appearance of being a pleasure to ride or drive with emphasis on the walk and smooth transitions. Horses that do not stand quietly and back readily must be severely penalized.
2. Headers in Classic Pleasure classes must be a minimum of sixteen years of age (GR103).
3. CROSS ENTERING. In Classic Pleasure classes, cross entering is allowed in all other English Pleasure and Pleasure Driving sections provided the toe and shoeing requirements of the horse are met and only if the prize list so states. Cross entering in all other classes is permitted.

MO127 Morgan Classic Pleasure Saddle Class

1. APPOINTMENTS. A flat, English saddle and a full bridle (curb bit and bridoon) must be used. Exception: Side-saddle English tack is allowed unless it is prohibited in the prize list.
2. ATTIRE. Informal attire recommended is a saddle suit or day coat with contrasting jodhpurs, vest, boots, and appropriate derby, soft hat or protective headgear. Formal attire is worn only after 6:00 p.m. and consists of a tuxedo style saddle suit, formal shirt with appropriate tie, vest or cummerbund, and boots. Gloves are optional for informal and formal attire.
3. SHOEING. In Classic Pleasure classes, horses must be shod following the specifications as listed in MO103 Shoeing Regulations for the Classic Pleasure classes.

MO128 Morgan Classic Pleasure Saddle Class Specifications

1. In Classic Pleasure Saddle classes horses must be asked to back.
2. Classic Pleasure classes are open to amateur riders only.
3. SADDLE, MAIDEN, NOVICE, LIMIT, OPEN, STALLIONS, MARES, GELDINGS, UNDER 15 HANDS, 15 HANDS AND OVER, JUNIOR, JUNIOR EXHIBITOR, LADIES, AMATEUR, MASTER, YOUTH. To be shown at a walk, pleasure trot, road trot and canter. Horses must stand quietly and back readily. To be judged on manners, performance with proper cadence and balance and gait 60%; type and conformation 40%.
4. CHAMPIONSHIP. The same specifications as the above paragraph except the percentages are 50%-50% instead of 60%-40%.

MO129 Morgan Classic Pleasure Driving Class

1. GENERAL.
   a. In Classic Pleasure Driving Classes all drivers should remain seated until all entries have been inspected and judged.
   b. One attendant without whip must head each horse in Classic Pleasure Driving classes. All headers in the Morgan Division must be a minimum of sixteen years of age (Federation competition age, see GR103).
   c. Driver only is permitted in vehicle except in special carriage, costume or period events.
   d. In Classic Pleasure Driving classes horses must be shown to an appropriate two-wheeled vehicle.
   e. In Classic Pleasure Driving classes horses must be shown in a driving snaffle with a half cheek and overcheck or sidecheck (one or two bits acceptable). A running martingale must be used. Equipment must be in sound condition.
2. SHOEING. In Classic Pleasure classes, horses must be shod following the specifications as listed in MO103 Shoeing Regulations for the Classic Pleasure classes.

MO130 Morgan Classic Pleasure Driving Class Specifications

1. In Classic Pleasure Driving classes horses must be asked to back.

2. Classic Pleasure classes are open to amateur drivers only.
3. PLEASURE DRIVING: MAIDEN, NOVICE, LIMIT, OPEN STALLIONS, MARES, GELDINGS, UNDER 15 HANDS, 15 HANDS AND OVER, JUNIOR, JUNIOR EXHIBITOR, LADIES, AMATEUR, MASTER, YOUTH. To be shown to an appropriate vehicle at a walk, pleasure trot and road trot. Horses must stand quietly and back readily. To be judged on manners, performance with proper cadence and balance and gait 60%; type and conformation 40%.
4. CHAMPIONSHIP. The same specifications as the above paragraph except the percentages are 50%-50% instead of 60%-40%.

SUBCHAPTER MO-7 MORGAN WESTERN PLEASURE SECTION

MO131 General

1. The Morgan Western Pleasure Horse should be a mild mannered individual whose attitude and gaits provide a pleasant riding experience. The Morgan Western Pleasure Horse should have substance, especially in the rear quarter, be close coupled, and have good definition of withers while demonstrating proper Morgan type and conformation.
2. The Morgan Western Pleasure head carriage should be naturally comfortable, varying from individual to individual, but should never be exaggerated in a position too high or too low for correct body balance. The face should not be set behind the vertical. Head carriage below the withers must be severely penalized.
3. All Western Pleasure horses being considered for a ribbon must be required to back and must be judged on willingness.
4. Western horses should stand with all four legs perpendicular to the ground in the line up.
5. When the end of the split reins fall on side of reining hand, one finger between the reins is permitted. When using a romal or when the ends of split reins are held in the hand not used for reining, no finger between the reins is allowed. Rider may hold the romal or the end of split reins to keep them from swinging and to adjust the position of the reins provided there is at least 16 inches of rein between the hands.
6. Bridles may be checked at the discretion of the judge(s). The judge(s) may designate the steward to check bridles. If checking is done in the class lineup, one attendant must be invited in, and if requested by the judge(s), may assist in the checking of bridles. The attendant may assist with re-bridling and remounting. Riders must dismount.
7. All exhibitors must remain mounted until they have left the ring unless requested to dismount by the judge(s). All horses must leave the ring in a forward motion, no backing out of ring.
8. Any class with 50 or more entries must be divided. Awards and prize money must be given in each section; add back money to be awarded.
9. The fall of a horse and/or rider in a western pleasure class must result in elimination.

MO132 Appointments and Attire

1. Western tack must be used in all classes. Competitors must be penalized for incomplete appointments and attire but not necessarily disqualified. Entries must be shown with stock saddle. Silver equipment will not count over a good working outfit. A Western side saddle is considered permitted equipment. Tapaderos are prohibited.
2. There is no discrimination against any standard Western bit. A standard Western bit is defined as having a shank with a maximum length overall of 8 1/2” (See WS105). The mouthpiece consists of a metal bar 5/16” to 3/4” in diameter as measured one inch in from the shank. The bars may be inlaid but must be smooth or latex wrapped. Nothing must protrude below the mouthpiece (bar) such as extensions, prongs or rivets designed to intimidate the horse. Rollers attached to the center of the bit are acceptable, and may extend below the bar. Jointed mouthpieces are acceptable and may consist of two or three pieces and may have one or two joints. A three piece mouthpiece may include a connecting ring of 1 1/4” or less in diameter or a connecting flat bar of 3/8,” to 3/4” (measured top to bottom with a maximum length of 2”), which lies flat in the mouth, or a roller or port as described herein. The port must be no higher than 3 1/2” maximum with roller(s) and covers acceptable. Jointed mouthpieces, half breeds and spade bits are standard. Slip or gag bits, rigid donut mouthpieces and flat polo mouthpieces are prohibited. Roping bits with both reins connected to a single ring at center of cross bar must not be used. Reins must be attached to each shank. Any rein design or other device which increases the effective length and thereby the leverage of the shank of a standard

western bit is prohibited. Anything that alters the intended use of equipment as provided for in the description of appointments for a given class is considered to be an artificial appliance.

3. Standard snaffle bits are permitted in any class on a junior horse four years old and under. A standard snaffle bit is defined as a center jointed single rounded, unwrapped smooth mouthpiece of 5/16” to 3/4” diameter metal as measured from ring to 1” in from the ring with a gradual decrease to the center of the snaffle. The rings may be from 2” to 4” outside diameter of either the loose type, eggbutt, dee or center mounted without cheeks. If a curb strap is used it must be attached below the reins.
4. Hackamores are permitted in any class on a junior horse four years old and under. A hackamore includes a bosal rounded in shape and constructed of flexible braided rawhide or leather and must have a flexible nonmetallic core attached to a suitable headstall with maximum diameter of 3/4” at the cheek. Attached reins must be of hair, rope, leather or leather-like materials. Other material of any kind must not be used in conjunction with a bosal, i.e., steel, metal or chains (Exception: Smooth plastic electrical tape is acceptable).
5. Artificial appliances that tend to alter performance are prohibited. Use of tongue ties or materials of any kind placed in the horse’s mouth other than a standard Western bit or snaffle bit as defined in MO132.2 and MO132.3 is prohibited. Curb chains and leather chin straps may be used but must be flat and at least 1/2” in width and lie flat against the jaws of the horse. Wire, rawhide, metal or other substance must not be used in conjunction with or as part of the leather chin strap, or curb chains. Rounded, rolled, braided or rawhide curb straps are prohibited. A light lip strap is permissible. Hackamore bits, pencil bosals, cavesson type nosebands, martingales and tie downs are prohibited. A judge does not have the authority to add or to remove any of the allowed equipment as specified above.
6. Snaffle or Hackamore Horse. A snaffle or hackamore horse is a junior horse shown in either a ring snaffle or hackamore. A junior horse may be switched back and forth from a bridle (one hand) to snaffle or hackamore (two hands both of which must be visible to the judge).
7. Riders must wear suitable western hat, long-sleeved shirt with any type collar; trousers or pants (a one-piece long-sleeved equitation suit is acceptable, provided it includes a collar). Chaps, shotgun chaps, or chinks, and boots are required. Riders must wear a necktie, kerchief, bolo tie or pin. A vest, jacket, coat and/or sweater are optional. Protective headgear is acceptable; not required to be of Western style. Refer to GR801.

MO133 Shoeing

In Western Pleasure classes the length of toe must not exceed 5” including pad and shoe.

MO134 Morgan Western Pleasure Class Specifications

1. OPEN, STALLIONS, MARES, GELDINGS, UNDER 15 HANDS, 15 HANDS AND OVER, YOUTH. To be shown at a walk, jog-trot, and lope, with light rein but still maintaining contact with horse’s mouth. The judge may ask for an extension of any gait. To be judged on manners, performance with proper cadence and balance, quality, presence and apparent ability to give a good pleasure ride, with emphasis on manners and gait 60%; type and conformation 40%.
2. MAIDEN, NOVICE, LIMIT, JUNIOR HORSE (4 years old and under) To be shown at a walk, jog-trot, and lope, with light rein but still maintaining contact with horse’s mouth. The judge may ask for an extension of any gait. To be judged on manners, quality, performance with proper cadence and balance, presence and apparent ability to give a good pleasure ride, with emphasis on manners and gait 60%; type and conformation 40%.
3. JUNIOR EXHIBITOR. To be shown at a walk, jog-trot, and lope, with light rein but still maintaining contact with horse’s mouth. The judge may ask for an extension of any gait. To be judged on manners, suitability, performance with proper cadence and balance, quality, presence and apparent ability to give a good pleasure ride, with emphasis on manners and gait 60%; type and conformation 40%.
4. LADIES, LADIES AMATEUR. To be shown at a walk, jog-trot, and lope, with light rein but still maintaining contact with horse’s mouth. The judge may ask for an extension of any gait. To be judged on manners, suitability, quality, performance with proper cadence and balance, presence and apparent ability to give a good pleasure ride, with emphasis on manners and gait 60%; type and conformation 40%.
5. AMATEUR, MASTER. To be shown at a walk, jog-trot, and lope, with light rein but still maintaining contact with horse’s mouth. The judge may ask for an extension of any gait. To be judged on manners, performance with proper

cadence and balance, suitability, quality, presence and apparent ability to give a good pleasure ride, with emphasis on manners and gait 60%; type and conformation 40%.

6. CHAMPIONSHIPS. The same specifications as the above paragraphs except the percentages are 50%-50% instead of 60%-40%.

WESTERN PLEASURE

PLEASURE	GOOD	MINOR FAULTS	MAJOR FAULTS	ELIMINATION
WALK	Ground covering Flat footed Good attitude	Slow Disinterested Not attentive	Nervous Jogging Not walking	
JOG	Easy riding Good motion Consistent Steady	Too slow Too fast	Not performing a two-beat jog Failing to jog both front and back	
LOPE	Easy riding Good motion Consistent Steady	Too slow Too fast	Hard or rough riding	
EXTENDED JOG	Easy riding Good motion Consistent	Inconsistent speed	Breaking gaits; Pulling; Hard or rough riding; No increase in speed	
BACK	Proper flexion Readily responsive Back in straight line	Hesitant Not backing straight	Throwing head; Gaping mouth; Pulling; Not backing; Rearing	
GENERAL	Smooth Steady Easy riding Proper flexion & balance Good attitude	Over or under flexion Sour ears Switching tail Inconsistent speed Out of balance Poll too high or too low to throw horse out of balance Improper or incomplete appointments	Throwing head Bad mouth Constant bumping the bit Gaping mouth Constant breaking of gaits Obvious schooling	Two hands on reins (exception: snaffle/hackamore horses) or fingers between closed reins or more than one finger between split reins Kicking prohibited equipment Lameness Cueing horse in front of cinch Fall of horse or rider Bleeding mouth

SUBCHAPTER MO-8 MORGAN HUNTER PLEASURE SECTION

MO135 General

1. The Morgan Hunter Pleasure Horse should be a mild mannered individual capable of working on a light rein with only light contact with the bit. It should have ground covering gaits that would be comfortable for horse and rider over extended periods of time. It should have impeccable manners and should clearly enjoy its work. It should not be penalized for slight errors.
2. The Morgan Hunter Pleasure Horse should demonstrate proper Morgan type and conformation. The Morgan may travel with its nose out slightly ahead of the vertical. A Morgan Hunter Pleasure Horse should not carry its head behind the vertical. The horse should give a ground-covering impression.
3. Morgan Hunter Pleasure horses should stand with all four legs perpendicular to the ground in the line-up.
4. Horses may be asked to back.

MO136 Appointments

The Morgan Hunter Pleasure Horse should be shown with Hunter-style equipment, including forward or balance seat saddle, and snaffle, pelham, kimberwick bits or full bridle (curb and snaffle). Curb or Pelham bits with cheek pieces exceeding five and one-half inches (5 1/2”) in total length are prohibited. The length of the shank is measured from the uppermost part of the headstall slot to the rein ring. Breast plates are permissible, but martingales are prohibited. Mane and tail may be braided in traditional hunter style. No discrimination will be made against a full unbraided mane and tail.

MO137 Attire

1. In Morgan Hunter Pleasure classes it is not mandatory that a Jr. Exhibitor wear headgear harness. Riders may not be barred from showing for not wearing harness.
2. Recommended: Informal attire should include traditional hunter-style jacket, breeches or hunter jodhpurs, dark hunting cap, derby or protective headgear and appropriate boots. A stock choker or four-in-hand tie with any color shirt is correct.
3. Recommended formal attire consists of a hunter shadbelly with buff or canary breeches, stock tie, canary vest, top hat and hunt boots. In all classes, gloves, hunter crop or bat, spurs and appointments are optional. Formal attire (shadbelly) is optional for all female competitors after 6:00 p.m. or in Championship classes held at any time. Protective headgear may be worn without penalty. (See GR801)

MO138 Shoeing

In Hunter Pleasure classes the length of toe must not exceed 5” including pad and shoe.

MO139 Morgan Hunter Pleasure Class Specifications

1. In Hunter Pleasure classes horses may be asked to back.
2. OPEN, STALLIONS, MARES, GELDINGS, UNDER 15 HANDS, 15 HANDS AND OVER, YOUTH. To be shown at a walk, trot, extended trot, canter and extended canter, with light rein but still maintaining contact with the horse’s mouth. To be judged on manners, performance with proper cadence and balance, quality, presence and apparent ability to give a good pleasure ride 60%; type and conformation 40%.
3. MAIDEN, NOVICE, LIMIT, JUNIOR HORSE. To be shown at a walk, trot, extended trot, canter, and extended canter with light rein but still maintaining contact with the horse’s mouth. To be judged on manners, quality, performance with proper cadence and balance, presence and apparent ability to give a good pleasure ride 60%; type and conformation 40%.

4. JUNIOR EXHIBITOR. To be shown at a walk, trot, extended trot, canter and extended canter with light reining but still maintaining contact with the horse's mouth. To be judged on manners, suitability, performance with proper cadence and balance, quality, presence and apparent ability to give a good pleasure ride 60%; type and conformation 40%.
5. LADIES, LADIES AMATEUR. To be shown at a walk, trot, extended trot, canter and extended canter with light rein but still maintaining contact with the horse's mouth. To be judged on manners, suitability, quality, performance with proper cadence and balance, presence and apparent ability to give a good pleasure ride 60%; type and conformation 40%.
6. AMATEUR, MASTER. To be shown at a walk, trot, extended trot, canter and extended canter with light rein but still maintaining contact with the horse's mouth. To be judged on manners, performance with proper cadence and balance, suitability, quality, presence and apparent ability to give a good pleasure ride 60%; type and conformation 40%.

SUBCHAPTER MO-9 MORGAN ROADSTER SECTION

MO140 General

1. Gait requirements. The principal assignment for Roadsters is the trot. They shall be asked to trot at three distinctive speeds; the slow jog-trot, the faster road gait and at full speed. Judges may ask Roadsters to walk. At all speeds they shall work in form with their heads set and their legs working beneath them. The trot should be balanced. Long sprawling action in front, dragging or trailing hind legs and spraddle gaited behind makes a balanced trot impossible. Animation, action, brilliance and competition ring presence should characterize Roadsters in working at a jog-trot or road gait. When asked to show at speed, they must show speed and go in form. Although speed is of great importance, horses that pace, break or run on the turns must be severely penalized.
2. Judging Procedure. Roadsters enter the ring clockwise at a jog-trot, show at a road gait; turn counter-clockwise at the jog-trot, show at a road gait and then trot at speed. Horses should be shown on the rail at all times, except when passing and should go to the far end of every corner without side reining, should be light mouthed, capable of being taken up at any time, willing to walk and stand while being judged in the line-up. When horses are lined-up, no header is permitted and driver shall not leave their vehicle when left in the center of the ring while part of the class is on the rail for a workout. During the line-up, headers are permitted in Amateur, Master, Ladies and Juvenile Roadster classes. The header must not touch the entry except for safety reasons. During a workout the header may uncheck and hold the entry. However, when the workout is over the horse must be rechecked and the header must move away from the horse. The header must take no action that would affect the performance of any animal.

MO141 Appointments

1. Appropriate harness includes blinkers of square pattern, snaffle bit, overhead check and running martingale. Horses are to be shown to a road bike with stirrups but without boot or basket. Quarter Boots or Bell Boots are allowed.
2. Under Saddle. Horses are to be shown under English Saddle with full martingale, and open bridle with snaffle bit, single or double reins. Quarter Boots or Bell Boots are allowed.

MO142 Attire

Except as may otherwise be mandated by local law, exhibitors in Bike or Under Saddle classes shall wear stable colors, cap and jacket to match; protective headgear of any color is acceptable and encouraged. See GR801. Except as may otherwise be mandated by local law, while riding or driving a Roadster anywhere on the competition grounds, all juniors riding or driving a Roadster in Morgan, Bike or Under Saddle classes must wear properly fitting protective headgear, as specified in GR801. Harness must be secured and properly fitted. A matching cover may be worn over the protective headgear or the protective headgear may be painted in matching stable colors.

MO143 Shoeing

In Roadster classes the length of toe must not exceed 5 3/4” including pads and shoe.

MO144 Morgan Roadster Class Specifications

NOTE: “Morgan type” is the criteria when judging type in Morgan Roadster classes.

1. SINGLE ROADSTER TO BIKE OPEN, AMATEUR, MASTER. To be shown to a road bike at a jog-trot, road gait and at speed. To be judged on performance with proper cadence and balance, speed, quality and manners 60%; type and conformation 40%.
2. ROADSTER UNDER SADDLE. To be shown at a jog-trot, road gait and at speed. To be judged on performance with proper cadence and balance, speed, quality and manners 60%; type and conformation 40%. Saddle classes do not qualify a horse for Bike Championships.
3. GREEN ROADSTER TO BIKE. A Green Roadster is a horse of any age in its first or second year of showing in Roadster Bike classes at any competition. To be shown at a jog-trot, road gait and at speed. To be judged on performance with proper cadence and balance, speed, quality and manners 60%; type and conformation 40%.
4. CHAMPIONSHIPS. The same specifications as the above paragraphs except the percentages are 50%-50% instead of 60%-40%.

SUBCHAPTER MO-10 MORGAN WORKING HUNTER SECTION

MO145 General

1. Open to Morgan stallions, mares and geldings. Stallions are prohibited in Ladies and Junior Exhibitor classes. Morgan Working Hunters may be any size.
2. Morgan Working Hunters are to be judged on an even hunting pace, manners, smooth and calm jumping style, and the ability to accommodate hunting type conditions. Manners are especially emphasized in Amateur, Jr. Exhibitor, and Ladies classes. Horses must be serviceably sound and all horses being considered for an award over obstacles must be jogged for soundness. See HU118 for methods of jogging for soundness.
3. Morgan Working Hunter horses should stand with all four legs perpendicular to the ground in the line-up.
4. Horses may be asked to back.
5. In order to be eligible to accrue points for the Horse of the Year awards program, classes entered must be conducted as set forth in Subchapter MO-10 Morgan Working Hunter.

MO146 Appointments

1. Saddles must be forward seat with or without a shaped pad with a leather or leather look alike girth, which may be cut out at the elbows, or a lonsdale, balding or string girth.
2. A breastplate is optional.
3. Martingales are optional over fences but are prohibited in Under Saddle classes, Hack and tie-breaking Under Saddle classes.
4. Bridles may be rolled or flat leather; browbands and cavessons may be of plain leather, flat, braided, raised or rolled.
5. Reins may be braided, laced or plain when used with a snaffle, pelham or hunting double bridle.
6. Bridles should be plain traditional hunting style, with bitting to include snaffles or pelhams. If a full bridle (curb and bridoon) is used, the bridoon is thicker than in an English Pleasure full bridle. Excessive length of the curb shank shall be penalized. Plain cavesson nosebands are recommended. A judge may penalize for non-conventional types of bits and nosebands. Competitors may be refused an award unless they return for jogging soundness in the same bridle in which they performed.
7. Ladies side saddles may be used, but care must be used to ensure that they are safe and fitted correctly. See HU153.

MO147 Attire

1. Informal Attire. Solid or conservative plaid hunter style jacket with buttons of the same or contrasting color (not brass). Soft hue or rust breeches worn with tall boots. Soft hue or rust jodhpurs worn with jodhpur boots and garters (fastened below the knee and appropriate for young riders but not inappropriate for any age). Dark hunting caps, hunting bowlers with or without hat guards or protective headgear for adults but Jr. Exhibitors must wear protective headgear per GR801. All riders must wear protective headgear while jumping anywhere on the competition grounds in accordance with GR801. Conservative stock choker or four in-hand tie with any color shirt. Gloves, hunting crop or short workman like bat optional. Unrowelled spurs with straps optional.
2. Formal Attire.
   a. Ladies: Black, dark blue or charcoal hunter shadbelly with matching buttons. Buff or canary breeches. Hunting top hat with optional hat guard for adults but Jr. Exhibitors must wear protective headgear per General Rules, GR801. All riders must wear protective headgear while jumping anywhere on the competition grounds in accordance with GR801. Canary vest or vest points, tall black hunt boots and gloves of black, buff or string. Whip with hunt thong or hunt bat optional. Unrowelled spurs with straps optional.
   b. Men: Black, navy or charcoal hunter style jacket with matching buttons. Conservative four in-hand tie or white stock tie. Buff or canary breeches. Black hunt boots. Dark hunting cap, bowler or protective headgear for adults but Jr. Exhibitors must wear protective headgear per GR801. All riders must wear protective headgear while jumping anywhere on the competition grounds in accordance with GR801.
3. Ladies side saddle attire should comply with HU152.

MO148 Shoeing

1. Morgan Working Hunter horses may be shod for the type of terrain being utilized. There are no specific weight limits, but the length of toe must not exceed 5 3/4” including pad and shoe. Weight attached to the exterior of the hoof or pad is prohibited. Borium or standard screw caulks are allowed.
2. At an all Morgan competition all Champions and Reserve Champions must have one foot measured immediately upon leaving the ring except in classes where points are accumulated to determine Championships (i.e. Dressage & Hunter). See GR510.

MO149 Courses

1. The prize list must specify the fence heights of classes offered which must never exceed the stated height. Course diagrams must be posted at least one hour prior to the class and fences must be numbered and the direction taken noted. If courtesy circles are to be restricted by a mandatory line, the line must be clearly marked on the course diagram and a marker must be on the course.
2. Solid, sturdy obstacles are necessary and care must always be used in the placement, design and the flow of the course. Ground lines are crucial and the obstacles should simulate those found in the hunting field-post and rails, brush, stone and brick walls, white board fences, and gates, coops, oxers, etc. Targets and striped rails are not appropriate, but can often be redecorated or camouflaged to achieve a hunter style course. Handy class obstacles should simulate those found in hunt country. There should be at least two changes of direction and a combination. For In and Outs, refer to HU113.
3. Horses must execute at least eight jumping attempts. Any number of fences, jumped multiple times, will suffice. A change of direction is required in all classes.
4. Except in cases of inclement weather, broken equipment, safety reasons or similar emergency, a course must not be altered except by permission of all exhibitors. Management may substitute original obstacles if they are rendered unusable.

MO150 Height of Obstacles

1. All obstacles must be set at the required height. The required height may have a variance of no more than 2” over and under.

2. Spreads must not exceed the height of obstacle.
3. 3.The following represent the fence heights of obstacles for Hunter classes:
   a. Regular Working: 3’-3’3”;
   b. Green Working: 2’6” to 2’9”;
   c. Adult Amateur, Amateur/Owner, Junior Exhibitor, Youth: 2’6” to 2’9”;
   d. Pre-Green: 2’6”;
   e. Modified: 2’6”;
   f. Low: 2’3”;
   g. Maiden, Novice, Limit and Junior Horse: 2’3”

MO151 Class specifications

1. Hunter classes may include any of the following: Regular Working, Amateur/Owner, Adult Amateur, Youth, Jr. Exhibitor, Green, Pre-green, Modified, Low, Maiden, Novice, Limit, Junior Horse and divisions relating to the sex of the horse or rider, and/or the size of the horse.
   a. Regular Working: Open to any horse of any age. To be judged on performance, manners and soundness.
   b. Green Working: Open to any horse in its first or second year of showing at any licensed competition in over fence classes 2’6” - 2’9”. To be judged on performance, manners and soundness.
   c. Adult Amateur Owner, Junior Exhibitor, Youth: To be judged on performance, manners and soundness.
   d. Pre-Green: Open to any horse in its first or second year of showing at any licensed competition over fences 2’6”. To be judged on performance, manners, and soundness.
   e. Modified: open to horses of any age. To be judged on performance, manners and soundness.
   f. Low: open to horses of any age. To be judged on performance, manners, and soundess.
   g. Maiden, Novice, Limit, and Junior Horse: To be judged on performance, manners, and soundness.
   h. Under Saddle: Horses to be shown at a walk, trot, canter, and hand gallop both ways of the ring. For safety reasons, the judge may limit the number of horses to hand gallop at one time. Excessive speed at the hand gallop should be penalized. Light contact is required and the horse should be responsive, obedient, alert and move freely. Horses should not be eliminated for slight errors.
   i. Hunter Hack: Horses to be shown at a walk, trot and canter both ways of the ring. Horses are then individually asked to jump two fences 1’6”- 2’6” in height and hand gallop one way of the ring.
   j. Bridle Path Hack-Hunter type horse to be shown at a walk, trot, canter and hand gallop both ways of the ring. To back easily and stand quietly while rider dismounts and mounts. Emphasis is placed on actual suitability to purpose.

MO152 Championship Points

1. A championship may not be offered in a section unless a minimum of two over fences classes and one Under Saddle class are held (exception: Ladies Side Saddle does not count). If a competition offers more than one Under Saddle class, only one may count towards the Championship. The prize list must specify the class to count.
2. When a Championship is offered, a poster must be kept in a prominent place with cumulative points charted. Only the first six places count toward Championship regardless of the number of ribbons offered.
3. Ribbons won in restricted classes will not count unless complementary classes are also offered to afford each equal opportunity to fulfill the minimum class requirements.
4. Ties are broken per HU156; the horse scoring the most points over fences wins the tie; or, in the face of a tie after that, the horses are shown and judged as an Under Saddle class.

MO153 Jumping Order

See HU126.

MO154 Judging

See Subchapter HU-6 Judging.

MO155 Performance

See HU123.

MO156 Faults

See HU124.

SUBCHAPTER MO-11 MORGAN HERITAGE DRIVING SECTION

MO157 General

1. The Morgan Heritage class portrays the Morgan's place in history with detailed attire and correct tack and appointments conforming to the historical style of the entry. Historical styles should be pre-1950's. The horse should be appropriate for the historical style of the entry.
2. Shoeing. In all Morgan Heritage classes the length of toe must not exceed 5 3/4" including pads and shoe

MO158 Appointments

1. Attire: Attire should be as authentic as possible for the historic style of the entry and conform to the type of turnout.
2. A one minute typewritten, double spaced description of the entry and its historical significance is required for the announcer.
3. Driving: Entries in harness must use an antique or authentic antique reproduction vehicle. Drivers must carry a whip in-hand at all times.
4. The tack should be in good condition, clean, fit properly and be appropriate for the historical style of the entry.

MO159 Class Specifications

To be shown individually, or in groups, from a line up at gaits appropriate for the type of turnout. To be judged: 30% on performance, manners and way of going; 30% on attire, tack, vehicle and appointments; 30% on over-all impression; and 10% on historical write up.

SUBCHAPTER MO-12 MORGAN EQUITATION

MO160 Morgan Equitation Classes

Morgan Equitation classes (except AMHA Medal classes) are conducted according to Federation Chapter EQ, Subchapter EQ-1 and may be offered in five seats: Hunter Seat (Subchapter EQ-2), Saddle Seat (Subchapter EQ-3), Reining Seat (Subchapter EQ-4) or Western Seat (Subchapter EQ-4, but limited to Tests 1-8 under EQ131) and Dressage Seat (DR133). In Reining Seat or Western Seat Equitation classes that are not AMHA Medal Classes, hackamores, as defined in WS105.4, all snaffle bits including those defined in WS105.3, tie-downs, running martingales, draw reins, bosals, and cavesson type nosebands are prohibited.

MO161 Judging Requirements For All Seats

1. In equitation classes, only the rider is being judged; therefore, any horse which is suitable for a particular style of riding and is capable of performing the required class routine is acceptable. Stallions are prohibited.
2. In Hunter Seat, Western Seat, Hunter Seat over Fences and Reining Seat classes, the fall of horse or rider must eliminate the entry. If the fall (or three disobediences in over fence classes) occurs during a ride-off, the contestant must be placed last of those chosen for the ride-off. In Saddle Seat classes, the fall of horse or rider does not necessarily eliminate the rider but may be penalized at the judge's discretion. For Western and Reining Seat classes, see Chapter EQ, Subchapter EQ-4, Western/Reining Seat Equitation Chart.
3. Any rider not having their mount under sufficient control must be dismissed from the ring and shall be disqualified from that class.
4. Riders must remain on the same mount throughout all phases of an equitation class until the judge requests a change.
5. No rider shall be asked to perform a test on another mount before the rider has been tested on their own.
6. No attendant shall be allowed in the ring except at the request of the judge.
7. Protective headgear is acceptable.
8. Exhibitors, if age eligible, may use AMHA Medal classes as qualifiers for their respective Morgan Equitation Championship classes.

MO162 Morgan Saddle Seat Classic Equitation

1. Open to all Junior riders who are less than eighteen (18) years old (GR128).
2. Riders must be mounted on a Morgan horse eligible to compete as a Classic horse. The length of toe must not exceed 4 3/4" including pads and shoes.
3. Riders in these classes must not show in any other class in the Saddle Seat Section at said competition, except the AMHA Medal, USEF Medal, UPHA and NHS (Good Hands) classes. Riders are eligible to compete in the open Saddle Seat Equitation Championship if there is no Classic Equitation Championship.
4. Only informal attire as described in EQ116.1a is permitted in the Classic Equitation classes. Protective headgear is acceptable. When a rider who is competing in the Classic Equitation class chooses to compete in the Medals, UPHA, and/or NHS classes, there is no informal attire requirement.
5. Entries must be shown in a full bridle (Weymouth/Bridoon) and flat English saddle. Gloves, whip or crop, and unrowelled spurs are optional.
6. Tests 1-16 (EQ120), Routine (EQ118), Position (EQ115) as found in the Equitation Subchapter EQ-3-Saddle Seat Section. Classes may be divided into age groups, as long as all Junior ages are included in said competition.

BOD 06/17/2025 Effective 12/1/2025

MO163 Morgan Collegiate Equitation

1. Open to amateur riders (GR1306 and GR1307) who are at least eighteen (18) but less than twenty-two (22) years old (GR103).
2. Classes may be held in Saddle Seat, Hunter Seat, Stock or Western Seat, and Dressage Seat. All of the specifications appropriate to the named seats are applicable, including tests and patterns.
3. Protective headgear is acceptable. (GR801)

MO164 Morgan Adult Equitation

1. Open to Amateur riders (GR1306 and GR1307) who are at least eighteen (18) years old (GR103).
2. Classes may be held in Saddle Seat, Hunter Seat, Reining Seat/Western Seat/Western Horsemanship, and Dressage Seat.
3. A pattern appropriate for adult riders is recommended. All of the specifications to the named seats are applicable, including tests and patterns.
4. Protective Headgear is acceptable. (GR801).

© USEF 2026

5. Ribbons won as a junior exhibitor affect a rider's status when competing as an adult.

MO165 AMHA Medal Class Rules

1. AMHA offers Silver Medal Classes (Saddle Seat, Western Seat, Reining Seat, Hunter Seat on the Flat, Hunter Seat over Fences and Dressage Seat) and their Medal rules take precedence at all competitions. Any competition offering these classes must first receive approval to hold these classes from the AMHA.
2. AMHA Silver Medal Classes must be officiated by a judge who is licensed by The Federation or a Senior Equestrian Canada official in either the Morgan Division or in the equitation seat being performed. Senior Equestrian Canada Officials must apply for a guest card.
3. Exhibitors in AMHA Medal Classes must be AMHA members in good standing and must prove amateur status or be eligible to be an amateur. Riders in the Saddle Seat, Western Seat, Hunter Seat on the Flat, Reining Seat, Hunter Seat over Fences and Dressage Seat classes must be under 22 years of age as of December 1st of the competition year.
4. Exhibitors must ride a registered Morgan mare or gelding.
5. In all AMHA Medal classes, participants may compete in the Silver and Gold Medal Classes under the shoeing and event guidelines of their respective disciplines.
6. For the Silver Medal to be awarded in all seats, exhibitor(s) with proper appointments must show and be judged. Riders must qualify for the Grand National Gold Medal Classes at competitions which have received approval to hold these classes from the AMHA.
7. The Silver Medal will be awarded to the first place winner and a certificate suitable for framing will be awarded to the second place rider.
8. First and second-place AMHA Medal Class winners qualify to ride in the Medal Class Finals at the next Grand National & World Championship Morgan Horse Show.
9. In Dressage Seat, riders can qualify for the Grand National Gold Medal Class by riding a registered Morgan in an open Federation Dressage competition and earning a score of 60% or higher in Training Level, Test Three. A copy of the test, including name of competition, the score and the judges signature, must be sent to the AMHA office by the rider prior to the Grand National entry deadline.
10. In Reining Seat, a rider may also qualify for the Grand National Gold Medal Class by riding a registered Morgan in an open Federation or NRHA recognized competition. The rider must submit the following to the AMHA office prior to the Grand National entry deadline:
    a. a copy of the competition's official prize list.
    b. a copy of the class results showing a qualified ride (including a score of zero), and signed by the competition secretary.
    c. a horse may be shown more than once, but no more than three times with three separate riders, in the Medal class at the same competition. A horse shall not be ridden in back to back runs.
11. In Hunter Seat Over Fences, riders may qualify for the Grand National Gold Medal Class by riding a registered Morgan in an open Federation Hunter over Fences Equitation class and placing first, second or third. A prize list and proof of placing signed by the Competition Secretary must be submitted to the AMHA office by the rider prior to the Grand National entry deadline.
12. Silver Medal winners in any seat who have won a single rider class may compete in one (1) other AMHA medal class with multiple riders (they are not eligible to participate in another single entry class); however, they will not be awarded a second medal should they be the class winner, except in Dressage Seat where qualifiers may ride, but will not be considered for placing. Any rider who competes in a class of 2 or more and wins and receives the medal is no longer eligible to compete in Medal classes in that seat for the remainder of the qualifying year.
13. AMHA Medal classes do not require a minimum number to fill a class.

MO166 Steps To Hold AMHA Medal Classes

1. Prior to the publication of its prize list, the competition management shall apply in writing to AMHA and include the appropriate fee. Permission to hold an AMHA Medal Class will not be granted to more than one competition at the same location on a particular weekend.
2. Prize lists must refer to the AMHA Medal Class specifications outlined in Rules MO165 and MO168 - MO173.
3. The Competition Secretary must verify that all entries in AMHA Medal Classes are current youth members of AMHA. Members can be verified on the AMHA website. If membership cannot be verified on line participants must present their current AMHA membership card or submit a fee and membership application to the Competition Secretary prior to the class. The competition will be responsible for forwarding these fees to the AMHA. Duplicate membership fees will be credited to the participant's account at AMHA.
4. Post entries may be accepted if the prize list so states.
5. When additional tests are desired, the judge's instructions to the riders shall be publicly announced. It is suggested that the judge go over these instructions with the announcer immediately before they are announced to ensure mutual understanding of the wording. Judges must not confer with riders individually during the lineup. Individual workout instructions may be posted for all competitors to study, at least one hour before the session containing the class. And, if so, announced to the exhibitors.

MO167 AMHA Medal Class Finals

1. All first or second-place AMHA Silver Medal Class winners qualify to ride in the Medal Class Finals held at the next Grand National & World Championship Morgan Horse Show, providing the age eligibility requirement is met, and all riders are current AMHA members.
2. Judges for all AMHA Medal Class Finals must be recognized by the Federation as a Registered (large 'R') judge or recognized as a small 'r' judge in that seat. (Exception: Judges holding an NRHA license may officiate any Reining Seat equitation class, including the AMHA Medal).
3. The winner of an AMHA Medal Class Final is no longer eligible to compete in the medal class in the seat that the rider has won.
4. The names of all AMHA Gold Medal Winners will be engraved on a perpetual trophy that shall remain the property of AMHA and be on display at the AMHA office.
5. A rider need not ride the horse on which they qualified, but must not use a horse in the Dressage Seat Medal Finals that has competed above the Third Level.
6. In the finals, the class must be worked on the rail in groups of 20 or less and all contestants are required to perform an individual workout. If necessary, preliminary classes will be held with ALL riders performing an individual workout. A minimum of 12 riders (with a maximum of 15 riders) will be chosen to compete in the final ride-off. All riders in the final ride-off will be required to perform an individual workout. Scores/placings from the preliminary class will not be carried over to the final ride-off.
7. The judge must approve the course design for the Hunter Seat over Fences Medal Finals which must be posted one hour before the class. Obstacles used must conform to those outlined in the Hunter Division.
8. In the Dressage Seat Medal Finals, a ride-off will be required if the scores are tied for first place. Duplicate awards may be given for remaining placings that are tied, i.e. 3rd through 10th.
9. If an equitation horse is incapacitated in the preliminary or before the ride-off, a substitution will be permitted upon examination of the incapacitated horse by a competition veterinarian and a judge or a steward.

© USEF 2026

MO168 AMHA Saddle Seat Medal Class

Exhibitors must be AMHA youth members in good standing and must not have reached their 22nd birthday as of December 1 of the competition year.

1. SEAT AND HANDS
   a. GENERAL-Judges should note that the required equitation seat should in no way be exaggerated, but be thoroughly efficient and most comfortable for riding the type of horse called for at any gait and for any length of time. Riders should convey the impression of effective and easy control. To show a horse well, the rider should show themselves to the best advantage. Ring generalship shall be taken into consideration by the judge. A complete picture of the whole is of major importance.
   b. HANDS-Hands should be held in an easy position, neither perpendicular nor horizontal to the saddle, and should show sympathy, adaptability, and control. The height the hands are held above the horse's withers is a matter of how and where the horse carries its head. The method of holding the reins is optional, except that both hands shall be used and all reins must be picked up at one time. Bight of rein should be on the off side.
   c. BASIC POSITION-To obtain proper position, the rider should place themselves comfortably in the saddle and find their center of gravity by sitting with a slight bend at the knees, without the use of irons. While in this position, adjust leathers to fit. Irons should be placed under the ball of the foot (not toe nor home), with even pressure on entire width of sole and center of the iron. Foot position should be natural (neither extremely in nor out).
   d. POSITION IN MOTION-Walk: slight motion in saddle. Trot: slight elevation in saddle while posting; hips under body, not mechanical up and down nor swinging forward and backward. Canter: close seat, going with horse.
2. APPOINTMENTS
   a. PERSONAL-Exhibitors and judges should bear in mind that, at all times, entries are being judged on ability. However, neatness should be the first consideration of attire. The following requirements are based on tradition and general present-day customs. Judges must eliminate those contestants who do not conform. Adjustments to tack and attire for valid medical reasons are permitted providing the steward is notified prior to the class. Protective headgear with harness is acceptable.
   b. Informal: Conservative colors are required (i.e. herringbone, pinstripes, and other combinations of colors that appear to be solid). Solid colors include black, blue, gray, dark green, beige, brown, or dark burgundy. Jacket with MATCHING JODHPURS, derby or soft hat, or protective headgear, and jodhpur boots must be worn.
   c. Formal: Even more conservative attire is required for evening wear. Solid colors include dark gray, dark brown, dark blue or black tuxedo-style jacket with collars and lapels of the same color; jodhpurs to match, top hat or protective headgear, cummerbund, and gloves are appropriate. The most formal evening outfit would include a tuxedo-style Saddle Suit, top hat (ladies), homburg (men), patent leather boots, wing collar shirt, white pique tie,

© USEF 2026

white vest, cummerbund and white gloves. A dark riding habit with accessories and jodhpur boots is also acceptable. Formal riding habits must not be worn before 6 p.m. and are not mandatory after 6 p.m.

d. Miscellaneous: Spurs of the unrowelled type and whip or crop are optional.

e. TACK-Bridle: Entries must be shown in full bridles (curb and bridoon). Martingales or similar tiedowns are prohibited. Saddle must be of the flat, English style. Forward seat, Dressage seat, or Western saddles are prohibited.

3. CLASS ROUTINE

a. Entries are to enter the ring at a trot and are to be judged both ways of the ring at the walk, trot, and canter. At the canter, entries should always be on the correct lead. The reverse may be executed by turning either toward or away from the rail. At least the top four riders must perform two or more individual tests. When individual tests are called for, the judge's decision is a 50-50 analysis of the rail work and the individual tests. If there are more than 20 entries in the class, the judge must work contestants in groups of 20 or less. Division of the class must be publicly announced and posted at least two hours prior to the start of the class.

4. TESTS FROM WHICH JUDGES MUST CHOOSE

Tests may be performed either individually or collectively but only the tests below may be used. Instructions must be publicly announced. Individual workout instructions may be posted for all competitors to study, at least one hour before the session containing the class, and, if so, announced to the exhibitors.

a. Address reins-the process of laying down reins and picking up reins (only in line up).

b. Back for not more than eight steps.

c. Performance on rail.

d. Performance around ring.

e. Feet disengaged from stirrups, then reengaged, in the lineup only.

f. Change of diagonals down center of ring or on the rail.

g. Execute serpentine at a trot. A series of left and right half circles off center of imaginary line where correct diagonal must be shown.

h. Circle at a trot.

i. Figure eight at trot demonstrating change of diagonals. Unless specified, it may be started either facing the center or away from the center. If started facing the center, it must be commenced from a halt. At left diagonal rider should be sitting the saddle when left front leg is on the ground; at right diagonal rider should be sitting saddle when right front leg is on the ground. When circling clockwise, rider should be on left diagonal; when circling counterclockwise, rider should be on right diagonal.

j. Execute serpentine at a canter on correct lead demonstrating simple change of lead. (This is a change whereby the horse is brought back to a halt/walk and restarted into a canter on the opposite lead.)

k. Circle at the canter on the correct lead.

l. Figure eight at canter on a correct lead demonstrating simple change of lead. Unless specified, it can be started either facing the center, or away from the center. If started facing the center, it must be commenced from a halt. Figures are commenced in center of two circles so that one lead change is shown.

m. Change leads down center of ring or on the rail demonstrating simple change of lead. The judge must specify exact lead changes to be executed and the beginning lead. In a simple change of lead, the horse is brought back to a halt/walk and restarted into a canter on the opposite lead from the halt or walk.

n. Demonstration ride of approximately one minute on own mount. Movements must be selected from Tests .a-.m above. Rider must advise judge beforehand what ride they plan to demonstrate. Riders must have with them two copies (one for judge and one for announcer) of a written, one-minute work-out in case the judge asks for this test. The test must be stopped at the end of one minute, but the rider will not be penalized for not completing it.

o. Exchange horses, no more than three pairs of riders and horses to exchange. Saddle may be exchanged. The attendant for each horse being exchanged must be allowed in the ring only to facilitate the change.
This test is used only to break a tie within the pairs of riders. In other words, if two pairs are called to exchange horses, one pair will receive 1st and 2nd place, and the other pair will receive 3rd and 4th place.

p. Ride without stirrups for a brief period of time, no more than one minute at the trotting phase. Riders may be asked to engage stirrups at a halt or walk

MO169 AMHA Western Seat Medal Class

Exhibitors must be AMHA youth members in good standing and must not have reached their 22nd birthday as of December 1 of the competition year.

1. SEAT AND HANDS
   a. GENERAL-Riders will be judged on seat, hands, performance of horse, appointments of horse and rider, and suitability of horse to rider. Results as shown by the performance of the horse are NOT to be considered more important than the method used in obtaining them.
   b. HANDS-In repose, arms are in a straight line with body, and the one holding the reins is bent at the elbow. Only one hand is to be used for reining and hands shall not be changed. Hand to be around reins. When ends of split reins fall on near side, one finger between the reins is permitted
   c. . When using romal or when ends of split reins are held in-hand not used for reining, no finger is allowed between the reins. The position of the hand not being used for reining is optional, but it should be kept free of the horse and equipment and held in a relaxed manner with the rider's body straight at all times. Rider may hold romal or end of split reins to keep from swinging and to adjust the position of reins, provided there are at least 16 inches of rein between the hands. If a romal is used, hands are to be above the horn and as near to it as possible. Bracing against horn or coiled riata will be penalized.
   d. BASIC POSITION-The stirrup should be just short enough to allow heels to be lower than toes. Body should appear comfortable, relaxed, and flexible. Feet should be placed in the stirrups with the weight on the ball of the foot. Consideration, however, should be given to the width of the stirrups, which vary on Western saddles. If stirrups are wide, the foot may have the appearance of being home when, in reality, the weight is being properly carried on the ball of the foot.
   e. POSITION IN MOTION-Rider should sit to jog and not post. At the lope, it should be close to saddle. All movements of horse should be governed by the use of imperceptible aids and the shifting of rider's weight is not desirable.
2. APPOINTMENTS
   a. PERSONAL-Riders must wear suitable hat; long-sleeved shirt with collar; a necktie, kerchief or bolo tie or pin; trousers or pants (a one-piece equitation suit is acceptable provided it includes a collar). Chaps, shotgun chaps or chinks and boots are required. A vest, jacket, coat and/or sweater may also be worn. Protective headgear is acceptable; it is not required to be of Western type. Spurs are optional. Hair must be neat and fastened so as not to cover rider's number.
   b. TACK-The saddle should fit the rider. It may be a slick or swelled fork, have a high or low cantle, but must definitely be sized to the rider. Nothing which would prevent the stirrups from hanging freely shall be added to or deleted from a standard western saddle. Exhibitors must not ride side-saddle. There shall be no discrimination against any permitted western bit. Curb chains and leather chin straps may be used, but must be flat, at least 1/2"

in width and lie flat against the jaws of the horse. Wire, rawhide, metal or other substance must not be used in conjunction with or as part of the leather chin strap or curb chains. A light lip strap is permissible. Hackamores, bosals, or snaffle bits may not be used and rider must show with one hand. Silver equipment may be used, but should not be given preference over good working equipment. Shin, bell or skid boots are prohibited. Bridles may be checked at the discretion of the judge(s). The judge(s) may designate the steward to check bridles. If checking is done in the class lineup, one attendant must be invited in, and if requested by the judge(s), may assist in the checking of bridles. The attendant may assist with re-bridling and remounting.

c. Competitors must be penalized for incomplete appointments and attire but not necessarily disqualified.

3. CLASS ROUTINE
   a. Entries are to enter the ring at a walk or jog, and are to be judged at a flatfooted, four-beat walk; diagonal, two-beat jog; and three-beat lope. They are worked both ways of the ring. At the lope, entries should be on the correct lead. The reverse may be executed by turning either toward or away from the rail. All contestants are required to back in a straight line during the line up in all classes. At least the top four riders must perform two or more individual tests. When individual tests are called for, the judge's decision should be a 50-50 analysis of the rail work and the individual tests. If there are more than 20 entries in the class, the judge must work contestants in groups of 20 or less. Division of the class must be publicly announced and posted at least two hours prior to the start of the class. Due to the difficulty of properly fitting tack, riders shall not be asked to change horses.
4. TESTS FROM WHICH JUDGES MUST CHOOSE
   Tests may be performed either collectively or individually, but only the tests below may be used. Instructions must be publicly announced. Individual workout instructions may be posted for all competitors to study, at least one hour before the session containing the class, and, if so, announced to the exhibitors.
   a. Back.
   b. Individual performance.
   c. Figure eight at the jog.
   d. Lope and stop.
   e. Figure eight at lope on correct lead, demonstrating simple change of lead. This is a change whereby the horse is brought back into walk or jog and restarted into a lope on the opposite lead. One figure eight demonstrates two changes of lead and is completed by closing up the last circle and stopping in the center of the eight.
   f. Turn on the haunches or on the forehand (from the walk).
   g. Extended jog on or off the rail.
   h. Lope on the counter lead.
   i. Demonstration ride of approximately one minute. Rider must advise judge beforehand what ride they plan to demonstrate.
   j. Execute serpentine at a trot and/or lope on correct lead, demonstrating changes of lead. (Either coming to a halt or flying lead changes)

MO170 AMHA Reining Seat Medal Class

Exhibitors must be AMHA youth members in good standing and must not have reached their 22nd birthday as of December 1 of the competition year.

1. SEAT AND HANDS-See Western Seat Medal Class #1.
2. APPOINTMENTS
   a. PERSONAL-Riders must wear suitable hat, long-sleeved shirt with collar, a necktie, kerchief or bolo tie or pin, trousers or pants (a one-piece equitation suit is acceptable provided it includes a collar). Chaps, shotgun chaps or chinks and boots are required. A vest, jacket, coat and/or sweater may also be worn. Protective headgear is acceptable; it is not required to be of Western type. Spurs are optional. Hair must be neat and securely fastened if long so as not to cover rider's number.
   b. TACK-The saddle must fit the rider. It may be a slick or swelled fork, have a high or low cantle, but must definitely be sized to the rider. Nothing which would prevent the stirrups from hanging freely shall be added to or deleted from a standard Western saddle. Exhibitors may not ride side-saddle. There shall be no discrimination against any permitted Western bit. Curb chains and leather chin straps may be used, but must be flat, at least 1/2" in width and lie flat against the jaws of the horse. No wire, rawhide, metal or other substance may be used in

conjunction with or as part of the leather chin strap or curb chain. A light lip strap is permissible. Hackamores, bosals and snaffle bits may not be used. Rider must show with one hand. Silver equipment may be used, but should not be given preference over good working equipment. Shin, bell or skid boots are permitted. Judge must ask to have bits dropped with rider dismounted.

c. Competitors must be penalized for incomplete appointments and attire but not necessarily disqualified.

3. CLASS ROUTINE
   a. Each entry must perform one of the Federation Reining patterns outlined in RN106.
   b. The Reining Seat Medal Class is an equitation class where position, hands and seat are paramount. The class will be judged 50% on equitation and 50% on the reining pattern. A contestant who is off pattern will be disqualified and will not receive any award except in a ride-off where the contestant shall be placed last of those chosen for the ride-off.The horse should be in perfect balance at all times, working entirely off its haunches. Neck and head should be in a direct line with body, mouth closed and head at normal height. If the horse works off its hindquarters at all times and in a straight line, all possibility of draw-reining will be avoided. It must be remembered that, above all, a reining horse is one that responds instantly and smoothly to all aids. To be consistent with Reining rules, if a judge believes a major penalty is unclear, they may request a review of an official video and hold their score pending review. If the judge determines the penalty was incurred, it must be applied; if not, the score will be announced as originally submitted. Additionally, per RN103.20, an exhibitor or owner may request a review of a major fault penalty applied to a run and if granted by the judge, they must believe the entire class has been videotaped by the official videographer. The request must be made no later than 30 minutes after the last run of the day and before the judge has left the grounds.
4. REINING SEAT PATTERN
   a. INSTRUCTIONS-The pattern MUST be posted one hour prior to the class.
   b. The judge will select which pattern will be used. The pattern MUST be publicly announced and the judge MUST give riders the opportunity to ask questions at the start of the class.
   c. THE PATTERNS-The rider must perform one of the patterns in the Reining Horse Division of the current Federation Rule Book. A reining pattern must be used.



MO171 AMHA Hunter Seat On The Flat Medal Class

Exhibitors must be AMHA youth members in good standing and must not have reached their 22nd birthday as of December 1 of the competition year.

1. SEAT AND HANDS
   a. GENERAL-Rider should have a workman-like appearance, seat and hands light and supple, conveying the impression of complete control should any emergency arise. Exhibitors may not ride side-saddle.
   b. MOUNTING AND DISMOUNTING-To mount, take up reins in left hand and place hand on withers. Grasp stirrup leather with right hand and insert left foot in stirrup and mount. To dismount, either step down or slide down. The size of rider must be taken into consideration.

c. HANDS-Hands should be over and in front of horse's withers, knuckles 30 degrees inside the vertical, hands slightly apart and making a straight line from horse's mouth to rider's elbow. Method of holding reins is optional and bight of reins may fall on either side. However, all reins must be picked up at the same time.
d. BASIC POSITION-The eyes should be up and the shoulders back. Toes should be at an angle best suited to the rider's conformation; ankles flexed in, heels down, calf of leg in contact with horse and slightly behind girth. Iron should be on ball of foot and must not be tied to the girth.
e. POSITION IN MOTION-At the walk and slow trot, body should be vertical; posting trot, inclined forward; canter, halfway between the posting trot and the walk; galloping and jumping, same inclination as the posting trot.

2. APPOINTMENTS
   a. PERSONAL-Exhibitors and judges should bear in mind that at all times entries are being judged on ability rather than on personal attire. Riders must wear coats of any tweed or melton appropriate for hunting (conservative wash jackets in season), breeches (or jodhpurs), and boots. Conservative colored protective headgear with harness in accordance with GR801 is mandatory. Spurs of the unrowelled type, crop, or bat optional. Judges must eliminate contestants who do not conform. All juniors riding in Hunter, Jumper, and Hunter Seat Equitation sections must not ride anywhere on the competition grounds without wearing protective headgear passing testing standards. (Refer to GR801.) Harnesses must be secured, and if said headgear has a brim, it must be flexible or semi-flexible. Any rider violating this rule at anytime must immediately be prohibited from further riding until their headgear is properly in place.
   b. TACK-Regulation snaffles, pelhams, kimberwicks and full bridles, all with Hunter cavesson nosebands are permitted. A judge at their own discretion may penalize a horse with non-conventional types of bits or cavessons. A Hunting or Forward seat saddle is required; a cut-back saddle is not permitted. Breastplates are permitted without the martingale attachment.
3. CLASS ROUTINE
   a. Entries are to enter the ring at a walk or trot and are to be judged at a flatfooted four-beat walk, diagonal two-beat trot, and three-beat canter. They are worked both ways of the ring. At the canter, entries should be on the correct lead. The reverse may be executed by turning either toward or away from the rail. At least the top four riders must perform two or more individual tests.
   b. When individual tests are called for, the judge's decision is a 50-50 analysis of the railwork and the individual tests. If there are more than 20 entries in the class, the judge must work contestants in groups of 20 or less. Division of the class must be publicly announced and posted at least two hours prior to the start of the class.
4. TESTS FROM WHICH JUDGES MUST CHOOSE

   Tests may be performed either individually or collectively, but only the following tests may be used. Instructions must be publicly announced. Individual workout instructions may be posted for all competitors to study at least one hour before the session containing the class, and, if so, announced to the exhibitors.
   a. Halt (4 to 6 seconds) and/or back.
   b. Hand gallop.
   c. Figure eight at trot, demonstrating change of diagonals. At left diagonal, rider should be sitting the saddle when left front leg is on the ground; at right diagonal, rider should be sitting the saddle when right front leg is on the ground; when circling clockwise at a trot, rider should be on left diagonal, and when circling counter-clockwise, rider should be on right diagonal.
   d. Figure eight at canter on correct lead, demonstrating simple change of lead. This is a change whereby the horse is brought back into a walk or trot (either is acceptable unless the judge specifies) and re-started into a canter on the opposite lead. Figures to be commenced in center of two circles so that one change of lead is shown.
   e. Work collectively at a walk, trot, or canter.
   f. Pull up and halt (4 to 6 seconds).
   g. Dismount and mount individually.
   h. Turn on the forehand.
   i. Figure eight at canter on correct lead, demonstrating flying change of lead.
   j. Execute serpentine at a trot and/or canter on correct lead demonstrating simple or flying change of lead. (See EQ113.10 for simple change.)
   k. Change leads or change diagonals on a line demonstrating a simple or flying change of lead or change of diagonal. (See EQ113.10 for simple change.)

l. Change horses. (Note: This test is the equivalent of two tests.)
m. Canter on counter lead. (Note: No more than twelve horses may counter canter at one time.)
n. Turn on the haunches from the walk.
o. Demonstration ride of approximately one minute. Rider must advise judge beforehand what ride they plan to demonstrate.
p. Ride without stirrups or drop and pick up stirrups.

MO172 Hunter Seat Over Fences Medal Class

Exhibitors must be AMHA youth members in good standing and must not have reached their 22nd birthday as of December 1 of the competition year.

1. SEAT AND HANDS-See Hunter Seat on the Flat, #1.
2. APPOINTMENTS
   a. PERSONAL-See Hunter Seat on the Flat, #2a.
   b. TACK-Same as Hunter Seat on the Flat, #2b, with following exceptions:
   c. Martingales are optional over fences. Boots and conservative-colored bandages are permissible. Any change of equipment during a class may be penalized at the discretion of the judge, but adding or taking off a martingale from one phase of the class to another is not considered a change.
   d. HORSE-Only one rider per horse, one entry per rider.
3. CLASS ROUTINE
   a. To be shown over a figure eight course of not less than six obstacles at 2’6” which must include one combination, including an oxer, and two changes of direction (two changes of lead) after the first fence. The performance begins when the horse enters the ring or is given the signal to proceed after entering ring. Except for refusals, jumping faults of the horse are not to be considered unless it is the result of the rider’s ability.
   b. The following are major faults and may be cause for elimination:
      1. A refusal
      2. Loss of stirrup
      3. Loss of reins
      4. Trotting on course when not part of a test
   c. Each contestant may circle once if desired before approaching first jump. They shall then proceed around course, keeping an even pace throughout. Three cumulative refusals will eliminate a contestant. If a refusal occurs in a double or triple, riders shall rejump all elements of the combination. If the judge requests additional tests, at least four exhibitors may be called back to perform at a walk, trot, and canter, or to execute two or more individual tests.
4. TESTS FROM WHICH JUDGES MUST CHOOSE
   a. Halt (4 to 6 seconds) and/or back.
   b. Hand gallop.
   c. Figure eight at trot, demonstrating change of diagonals. At left diagonal, rider should be sitting the saddle when left front leg is on the ground; at right diagonal, rider should be sitting the saddle when right front leg is on the ground; when circling clockwise at a trot, rider should be on left diagonal; and when circling counter-clockwise, rider should be on the right diagonal.
   d. Figure eight at canter on correct lead, demonstrating simple change of lead. This is a change whereby the horse is brought back into a walk or trot and restarted into a canter on the opposite lead. Figures to be commenced in center of two circles so that one change of lead is shown.
   e. Work collectively at a walk, trot, or canter.
   f. Pull up and halt (4 to 6 seconds).
   g. Jump low obstacles at a walk and trot as well as at a canter. The maximum height for a walk obstacle is 6”. The maximum height and spread for a trotting obstacle is 2’6”.
   h. Dismount and mount individually.
   i. Turn on the forehand.
   j. Figure eight at canter on correct lead demonstrating flying change of lead.

k. Execute serpentine at a trot and/or canter on correct lead and/or correct diagonal demonstrating simple or flying change of lead and/or change of diagonal.
l. Change leads on a line demonstrating a simple or flying change of lead.
m. Change horses. (Note: this test is the equivalent of two tests.)
n. Canter on counter lead. (Note: no more than twelve horses may counter canter at one time.)
o. Turn on the haunches from the walk.
p. Demonstration ride of approximately one minute. Rider must advise judge beforehand what they plan to demonstrate. Riders must have with them two copies (one for the judge and one for the announcer) of a written workout in case the judge asks for this workout. The test must be stopped at the end of one-minute, but the rider will not be penalized for not completing it.
q. Ride without stirrups or drop and pick up stirrups.

MO173 AMHA Dressage Seat Medal Class

Exhibitors must be AMHA Youth Members in good standing and must not have reached their 22nd birthday as of December 1 of the competition year.

1. Position and Aids of the Rider. The rider's position, seat, and use and effect of the aids will be judged as follows:
   a. All the movements should be obtained without apparent effort of the rider. It should be well balanced with its loins and hips supple, thighs and legs steady and well stretched downward. The upper part of the body easy, free and erect with the hands low and close together without, however, touching either each other or the horse and with the thumb as the highest point; the elbows and arms close to the body enabling the rider to follow the movements of the horse smoothly and freely and to apply their aids imperceptibly. This is the only position making it possible for the rider to school their horse progressively and correctly.
   b. Not only the aids of the hands and the legs but also of the seat are of great importance in dressage. Only the rider who understands how to contract and relax their loin muscles at the right moment is able to influence their horse correctly.
   c. Riding with both hands is required.
   d. The use of the voice in any way whatsoever or clicking the tongue once or repeatedly is a serious fault involving the deduction of at least 2 marks from those that would otherwise have been awarded for the movement where this occurred.
2. Attire.
   a. The dress code is a short riding coat of conservative color, with tie, choker or stock tie, white or light-colored breeches or jodhpurs, boots or jodhpur boots, a hunt cap or riding hat with a hard shell, derby or top hat. A cutaway coat (modified tailcoat) with short tails is permitted.
   b. Half chaps, gaiters and/or leggings are not allowed.
   c. Gloves of conservative color are recommended.
   d. One whip no longer than 47.2 inches (120 cm), including lash may be carried in all classes.
   e. Spurs must be made of metal. The shank must be either curved or straight pointing directly back from the center of the spur when on the rider's boot. If the shank is curved, the spurs must be worn only with the shank directed downwards. However, swan necked spurs are allowed. The inside arm of the spur must be smooth. If rowels are used, they must be blunt/smooth and free to rotate. Metal spurs with round hard plastic knobs on the shank are allowed ("Impuls" spur). "Dummy" spurs with no shank are also allowed. This restriction also applies to warm-up and training areas, as well as during competition. Back numbers must be displayed.
3. Saddlery and Equipment.
   a. An English type saddle with stirrups is compulsory. An English type saddle may be constructed with or without a tree but cannot have a horn, swell, gallerie, or open gullet. Australian, Baroque, Endurance, McClellan, Spanish, Stock, or Western saddles are not permitted nor are modified versions of these saddles. Saddle pads are optional, but should be white or of conservative color.
   b. A plain snaffle bridle made entirely of leather or leather-like material is required with a regular cavesson, a dropped noseband, a flash noseband (a combination of a cavesson noseband and a dropped noseband attachment) or a crossed noseband. A padded noseband is allowed. For required snaffle bits, refer to DR121 Figure 121.1.

4. Class Routine:
   a. The number of horses to be worked simultaneously will not exceed 25. In the finals, it is required that all riders perform independent tests, selected from the tests below.
   b. Horses to enter the ring at a medium walk. To be judged at a medium walk, working trot (sitting and posting) and working canter both ways of the ring. The judge may ask any and/or all riders to perform movements and exercises as required at Training and First level. These may be performed singly or as a group:
      1. Free Walk
      2. Transitions from one gait to the next in both directions
      3. Transitions from walk to halt and vice versa
      4. Change of direction across the diagonal, down the centerline, across the arena, and/or by making a half-circle at the walk or trot
   c. Additional tests to be ridden only in small groups or individually include:
      1. Transitions
      2. Leg yield
      3. Changes of lead through trot
      4. Serpentine at the trot
      5. Shallow loop serpentine with counter canter
      6. Trot lengthening and/or canter lengthening
      7. Riding without stirrups
   d. No change of horses may be asked for by the judge.
   e. Although the rider is being judged, lameness of the horse horses will be penalized (Refer to DR122.5(j)(ii))
5. Eliminating penalties:
   a. Prohibited saddlery
   b. Improper attire
   c. Unauthorized assistance
   d. Tongue ties
   e. Cruelty
   f. Marked lameness
   g. Evidence of blood on a horse while competing
6. Scoring: Rider scores and placings will be determined by averaging the total scores from the judge. Placings to the number of ribbons awarded plus two reserves. Tied scores will be broken by requiring the riders to perform an additional independent test; the higher score receives the higher placing. Morgan Dressage Seat Medal Scoresheets must be used. The official scoresheet is available from the Federation.

SUBCHAPTER MO-13 MORGAN WALK AND TROT SECTION

MO174 General

Open to riders who are less than twelve (12) years old (GR103). To be judged on the rail at the walk and trot only. Rider must not have been judged in ANY saddle class, test or pattern that has required a canter in a recognized or non-recognized competition. Riders may not enter any other class in the competition in which they are competing with the exception of other walk and trot classes, driving, fitting and showmanship, judging team competitions and specialty classes such as costume and other non-canter events, etc. Competitions are encouraged to divide the walk and trot divisions by age (suggested but not limited to: 8 and under and 9 through 11) and seat (Saddle Seat, Hunter Seat, Western or Reining Seat, Dressage Seat). Stallions are prohibited. Equipment, attire and presentation must match the discipline being ridden and the class entered. Protective headgear is acceptable. Horses must not be asked to back. Before horses are judged in the line up, one attendant without whip per entry will be permitted in the lineup and will be called in by the announcer. Attendant must stand back for the entry to be judged. REFERENCE TO THIS ARTICLE MUST BE INCLUDED IN THE LISTING OF THE CLASS SPECIFICATIONS IN THE PRIZE LIST.

MO175 Morgan Walk and Trot Equitation

To be judged as an equitation class where only the rider is judged. Classes may be held in Saddle Seat, Hunter Seat, Reining Seat/Western Seat/Western Horsemanship, and Dressage Seat. No tests or patterns may be called for. Horses must not be asked to back. See Walk and Trot General Instructions. (See MO174.)

MO176 Morgan Walk and Trot Pleasure

To be judged as a pleasure class with manners paramount. Classes may be held in the disciplines of Saddle Seat, Hunter Seat, Western Seat, and Dressage Seat. Ring procedure, apparel, equipment, presentation, and class specifications are those appropriate to each discipline. Horses must not be asked to back. See Walk and Trot General Instructions. (See MO174.)

SUBCHAPTER MO-14 MORGAN REINING SECTION

MO177 General

1. Horses must be registered Morgans (see MO101).
2. The Morgan Reining Section shall be conducted in general accordance with the RN Reining Chapter except as modified by the following Morgan rules. Where Morgan and Reining rules are silent, current NRHA Handbook rules shall prevail.
3. SHOEING. The length of toe shall not exceed 5 3/4” including pads and shoe.
4. ENTRIES. There is no restriction on the number of rides per exhibitor per class. The same rider is not required to show the horse in both the qualifying and Championship class.
5. DRAWS & ORDER OF GO. All entries in a class must be drawn for position by the show committee and the class must be run as drawn. Exception: If there is a change required to accommodate a rider with a conflict in another class, approval is required by all other riders in that class.
6. SUBSTITUTION OF RIDERS. Competition management may allow substitution only in case of injury.
7. SCORES. The score is to be announced before the next rider begins a pattern unless the score is held for review by the judge(s). A held score is to be announced at the earliest opportunity between rides after review by the judge(s).
8. AGES
   a. YOUTH: A Non-Pro who has not reached their 22nd birthday as of December 1st of the current competition year. Youth may be further subdivided at the discretion of show management; those splits must be printed in the prize list. (Example: 15 and under and 16 and over).
   b. ADULT: A Non-Pro who is no longer eligible to compete as a Youth.
9. CLASSES.
   a. Compatible classes may be run concurrently (i.e. Open Freestyle and Non-Pro Freestyle). Horse and rider are allowed to enter either class or both if they meet the class specifications and pay the entry fees.
   b. Youth classes may be offered. Youth are not required to own the horse on which they compete. If a Youth qualifies the horse for a Non-Pro Championship class, the non-ownership clause applies. The non-ownership requirement also applies to freestyle.
   c. Show management may include classes not defined by NRHA or Federation rules; however, these other classes must be defined with class specifications and printed in the prize list.
   d. Championship classes may be offered.
10. CLASS DEFINITIONS
    a. OPEN: Subject to the general conditions, any rider may show any horse in the class regardless of ownership.
    b. SNAFFLE BIT/HACKAMORE HORSE-Restricted to three, four and five and six year old horses. Classes may be single age restricted, or ages combined, but must be so stated in the prize list. All entries may be shown in any permitted snaffle bit or hackamore.
    c. SNAFFLE BIT/HACKAMORE HORSE CHAMPIONSHIP-Horses must have been shown and judged in the THREE-YEAR-OLD, FOUR-YEAR-OLD, FIVE-YEAR-OLD OR SIX-YEAR-OLD class or combination thereof.

d. NON-PRO CHAMPIONSHIP-As Non-Pro but limited to those who have been shown and judged in the following classes: Non-Pro, Intermediate Non-Pro, Limited Non-Pro, Non-Pro Adult Rider, Non-Pro Youth Rider, or Novice Horse Non-Pro or other Non-Pro classes listed in the prize list. Only Youth Riders are not required to own the horse they ride. The prize list must specify which classes will qualify for entry into the Non-Pro Championship.
e. NON-PRO ROOKIE – Is a Non-Pro or Youth Rider who has not earned over $250 in NRHA and /or 20 NRHA Youth points, and/or has not won any Reining World or Reserve World titles at any breed recognized event. Only Youth Riders are not required to own the horse they ride.
f. FIRST YEAR GREEN HORSE-Horse shall not have been shown in any reining class in any prior year (this includes showing in a snaffle bit or hackamore). The horse may be shown one or two handed with any permitted bit but may not switch back and forth upon entering the arena.
g. SECOND YEAR GREEN HORSE-Horse shall have been shown in at least one reining class in one and only one prior year (this includes showing in a snaffle bit or hackamore). The horse may be shown one or two handed with any permitted bit but may not switch back and forth upon entering the arena.
h. FIRST/SECOND YEAR GREEN HORSE-As FIRST YEAR GREEN HORSE but horse shall not have been shown in any reining class in any 2 prior years (this includes showing in snaffle bit or hackamore). The horse may be shown one or two handed with any permitted bit but may not switch back and forth upon entering the arena.
i. GREEN RIDER-Open to any professional or Non-Pro Rider who has not trained a reining horse for remuneration, has not won a World, Reserve World, Grand National or Reserve Grand National title in a reining class, or has not earned more than 10 NRHA Youth points. The rider does not have to own the horse being ridden. The horse may be shown multiple times with different riders. Rider may show either one or two handed with any permitted bit but may not switch back and forth upon entering the arena. Entry may execute either a flying lead change or a simple lead change. A simple lead change is defined as a break to a trot for one stride (2 steps with front feet). The intent is to have an introductory class for new reiners. Classes may be subdivided into Adult and Youth or Open and Non-Pro if desired by Show Management.
j. GREEN HORSE: Open to horses who have not won any previous year's National/Reserve National or World/Reserve World titles in Reining. Horses may be shown one or two-handed with any permitted bit but may not switch hands back and forth upon entering the arena. Classes may be subdivided into Adult and Youth or Open and Non-Pro if desired by show management. Youth non-ownership clause would apply in these classes.
k. FREESTYLE REINING: As per Open and Non-Pro. Non-Pro Youth riders do not have to own the horse with which they compete.

SUBCHAPTER MO-15 SPORT HORSE SECTION

To evaluate Morgan horses suitable for Dressage, Eventing, Working Hunter, Jumper, Combined Driving, Competitive Trail and Endurance. Form to function will be emphasized. These classes must be judged by a Federation judge licensed in the Morgan, Dressage, Driving, Hunter or Jumper divisions.

MO178 Sport Horse In-Hand General

In-hand Classes may be held in any age groups deemed appropriate by competition management and published in the prize list with the exception that horses of one sex shall not be judged against those of the opposite sex. Specified group classes or specified championship classes are exempted. Judge must excuse from the ring any unruly horse or one whose actions threaten to endanger other exhibitors. Horses to be shown on the triangle with one handler and one whip permitted. A horse must be severely penalized for the lack of cadence and balance or evidence of broken wind.

MO179 Triangle

The corners of the triangle should be well defined. A marker will be used at the apex and at each corner to define placement of the turn for the exhibitor. Use of plants or flowers is allowed. The triangle may be adjusted to fit local conditions but ideally should be 30X30X40M.

MO180 Appointments

Bridles are forbidden on foals and weanlings. Horses under the age of two may be shown in halters. Horses two and older must be shown in a snaffle-type bit and bridle with a headstall and throatlatch. Reins must be attached only to bits. A split or single chain with a lead may be used instead of or in addition to reins; however a lead shank is required if reins are placed over the horse's neck and the handler must hold the shank. Bandages are forbidden. Braiding is optional.

MO181 Attire

Conservative casual attire is recommended for the handler. This would include casual pants and shirt. Also acceptable would be Dressage or Hunter attire including breeches, boots, shirt with tie, stock tie or choker collar. Jackets, hats, vests, and gloves are optional.

MO182 Conduct In-Hand Classes

1. Sport Horse In-Hand Classes. An Individual Score Sheet shall be used. Each judge will be assigned a scribe who will record scores and comments as dictated by the judge. Horses will be shown individually on the triangle.
    a. Following a posted or announced order, or on request from the judge, entries in each class will approach the judging area one at a time and walk to the apex of the triangle. Conformation judging may take place before or after performance on the triangle, so entry is required to wait for the judge's instructions. The handler will lead the horse on the perimeter of the triangle at the walk and trot, returning to the apex and wait for further instructions. At the completion of the judging, the handler will lead the horse away from the judging area. When presented to the judge, the horse is to be shown in an "open position," for conformation judging. The traditional way of showing open position would be with the right front leg slightly back and the right hind leg slightly forward; as long as all four legs of the horse are visible to the judge when standing on either side of the horse, would be acceptable. The horse's head and neck should be allowed to show in a natural and comfortable carriage, and the handler should stand away from the horse with a loose lead line.

MO183 Scoring Procedures

The judge shall use the approved Morgan individual scoresheets. These will be downloadable from www.usef.org and found under the Morgan link, Forms and Guidelines. Decimals will be used in scoring. Tied scores shall be broken first by referring to the totals of the movement scores. If still tied, the tie may be broken at the judge's discretion, by the use of decimals, or the horses may be examined again (movement only). If a mathematical error is discovered, it must be brought to the attention of competition management within one hour of the official posting from the last class of the competition day. Competition management must announce said posting and must make score sheets available to competitors immediately.

MO184 Sport Horse Under Saddle General

Quality movement is a priority in the Sport Horse classes. All gaits should be pure in rhythm, and should be without tension or resistance. To enter the ring counterclockwise at the trot.

MO185 Qualifying Gaits

1. Walk. The rhythm of the walk is 4 beats. The walk is to be regular and unconstrained.
2. Trot. The rhythm of the trot is 2 beats. The trot is free, active and regular. The steps should be balanced and elastic with the horse demonstrating a supple back and well engaged hindquarters.
3. Canter. The rhythm of the canter is 3 beats. The canter should be light, cadenced (rhythm with a suitable tempo combined with springy impulsion) and regular. Transitions should be without hesitation and balanced. The canter should always be straight on straight lines.

4. Lengthening Stride. When a lengthening of stride is requested at walk, trot, or canter, the horse should maintain rhythm, regularity and balance, while reaching with the frame and stride. The rider should maintain contact with the bit, while allowing the lengthening. The strides should be more ground covering and the horse should remain calm and supple.
5. Rein-back. The rhythm is 2 beats. The feet are raised and set down by diagonal pairs. The horse should remain calm and obedient, lifting and setting down the feet, without shuffling.

MO186 Appointments Sport Horse Under Saddle Classes

Bridle shall be a dressage-type snaffle bridle with snaffle bit, or hunter-type snaffle or Pelham bridle is acceptable. A dressage-type double bridle is permitted when using dressage appointments. Converters on Pelham bridle are not permitted and two reins are required. Snaffles may be with or without cheeks, keepers allowed. Unconventional bits may be penalized at the discretion of the judge; kimberwicks and double bridles are prohibited with the exception of double bridles for use with dressage appointments as stated above. Cavesson nosebands are preferred, but flash nosebands would be acceptable when using a Dressage snaffle bridle with snaffle bit. Martingales are not permitted. A dressage, forward seat or English all-purpose saddle is to be used. No saddle seat type saddles allowed. Girth may be leather or other suitable material. Horses wearing non-conforming appointments will be eliminated from judging consideration.

MO187 Attire

Attire for Sport Horse Under Saddle will be either dressage or hunter attire. Dressage attire will be defined as white or light colored breeches, short riding coat of conservative color, with tie, choker or stock tie, boots, a hunt cap, derby, top hat or protective headgear. Hunter attire will be defined as light colored breeches, short riding coat of conservative color, with tie or choker, boots or smooth leather half-chaps, and hunt cap or protective headgear. It is recommended that attire reflect the appointments used on the horse. Gloves of conservative color are optional for either style of attire. Spurs and whip are optional. If a whip is used, it must conform to the style to Hunter or Dressage attire.

MO188 Class Specifications

1. UNDER SADDLE QUALIFYING CLASSES. To be shown at the walk, trot, and canter both directions of the ring. Judge may request lengthening of stride at any gait and may request horse to back in the line-up. To be judged on performance (purity and quality of gaits), manners, conformation, suitability as a Sport Horse and quality.
2. 2.CHAMPIONSHIP. To be eligible, horse must have been entered, shown and judged in a designated qualifying class in the Sport Horse Under Saddle section at that competition. To be judged on performance (purity and quality of gaits), manners, conformation, suitability as a Sport Horse and quality.

SUBCHAPTER MO-16 WESTERN DRESSAGE

MO189 Western Dressage

Western Dressage classes held in the Morgan Division are to be conducted in accordance with the Western Dressage Division, Chapter WD except as stated herein:

1. Stallions are not permitted in Western Dressage classes, which are limited to Junior Exhibitors including Western Dressage Equitation classes.
2. When cross entry by rider, horse or horse/rider combinations is permitted between Western Dressage and other Morgan classes at a competition, Western Dressage rules regarding warm-up and competition apply only to designated Western Dressage warm-up and competition areas or when a horse is actually warming-up for a Western Dressage class.
3. False tails are not permitted in a Morgan Western Dressage class.
4. Roached manes are not permitted in a Morgan Western Dressage class.

5. In Morgan Western Dressage classes, riders must wear a suitable western hat, a long-sleeved shirt with any type collar; trousers or pants, and boots. Riders must wear a necktie, kerchief, bolo tie or pin. A vest, jacket, coat and/or sweater, and chaps or shotgun chinks are optional. Protective headgear is permitted and not required to be of Western style (see GR801).

SUBCHAPTER MO-17 MORGAN-GAITED

MO190 Morgan Gaited - General

The Gaited Morgan is presented Under Saddle. This is a horse suitable for trail riding and should possess athleticism with a relaxed attitude and way of going. The Gaited Morgan should be eye appealing and confident, showing the impression of being a sure, safe and pleasurable ride.

MO191 Gaits

The Gaited Morgan performs three gaits: Trail Walk, Show Gait and Pleasure Gait.

1. TRAIL WALK. The Trail Walk has equal weight in the judging of a class. The ability to transition from the highest performance level in the class to a completely relaxed walk is an important indication of the correct mentality and temperament. The Trail Walk is an authentic four beat walk, suitable for use on the trails. The walk must be calm, relaxed, and ridden with clearly observable slack in the reins. Reins at all times must droop with the lowest point noticeably lower than the point of attachment to the bit. The head and neck should be lower then the position that is maintained at Show and Pleasure Gaits. Horses unable to move from any gait into a relaxed, natural walk, horses that must be restrained by the reins from accelerating, or a horse who appears to “jig” performing the Trail Walk, must be severely penalized by the judge.
2. SHOW GAIT. The show gait is a collected, four beat gait performed at moderate speed, with stride and action appropriate for the class. The Show Gait must be collected and smooth with no exaggeration in form or execution. The sequence of the footfalls is rhythmic and cadenced.
3. PLEASURE GAIT. This gait is a four beat gait with the greatest speed and action in any section. There must be a distinct difference in the speed demonstrated at the Show Gait and Pleasure Gait, although speed must not come at the expense of form and correct footfalls. Horses that do not exhibit a distinct difference in speed between the Show Gait and the Pleasure Gait must be penalized. The ability of the horse to demonstrate forward movement, with speed and action appropriate for this section, while maintaining correct form, is of primary importance at gait.
4. SADDLE GAIT. Horses performing the Show or Pleasure Gait may perform any “Saddle Gait”. The “Saddle Gait” may be either a lateral or diagonal gait. The Pace, Trot and Jog/Canter are not allowed. If both Show and Pleasure Gaits are to be demonstrated in a class, the horse must maintain the same Saddle Gait footfall sequence throughout the test. The only change will be in the tempo/speed as required by the call throughout the test.
5. BACKUP. In all performance classes, backing at least three steps in a straight line is called for in the line-up. The horse must not throw its head above the bit, gape at the mouth or show other signs of resistance. Failure to follow a straight track will be penalized.

MO192 General Judging Requirements for Under Saddle Gaited Classes

1. Credit shall be given to an entry that exemplifies the look of the proper section.
2. A horse that does not demonstrate correct form for the class will be penalized by the judge.
3. Scoring: Proper cadence and balance, presence and apparent ability to give a good pleasurable ride 60%; type and confirmation 40%.
4. Championship: The same specifications as the above paragraph except the percentages are 50%-50% instead of 60%-40%.

MO193 Gaited Morgan Country Trail Pleasure Class

1. Appointments: See MO122.1 and 2
2. Shoeing: See MO103.5
3. The Gaited Country Trail Pleasure entry must exemplify the attributes of a pleasure riding horse suitable for all members of the family. The Trail Pleasure horse must have gaits that are effortless and extremely smooth, with no animation. The head and neck of the Gaited Country Trail Pleasure entry must be relaxed and show little to no elevation, and the horse in gait should be ridden with a minimum of bit contact and should remain relaxed at all times. There is to be no sign of animation, nervousness, or the need for restraint. The Gaited Country Trail Pleasure classes are shown in two gaits: Show Gait and Trail Walk. Speed is not desired in this section. Animation, more than moderate speed, nervousness, or an elevated head and/or neck carriage shall be penalized. Manners are paramount in this section. A horse that does not demonstrate correct style shall be penalized by the judge and shall not be placed above a horse that has the correct way of going as long as they are performing in proper gait, regardless of other criteria.

MO194 Class Specifications Gaited Morgan Country Trail Pleasure Class

1. Shown: Horses enter at the Trail Walk, followed by the Show Gait, Trail Walk; Reverse, Show Gait, Trail Walk in that order. A halt may be executed from either gait; the horse must halt promptly and stand quietly on a light rein. A dismount and remount may be called. A rein back of at least 3 steps is required in the line-up.
2. Judged: On manners, quietness, performance including steadiness, responsiveness, traveling on a light rein, and willingness to stand quietly and back readily.

MO195 Gaited Morgan Trail Pleasure Class

1. Appointments: See MO122.1 and .2
2. Shoeing: See MO103.5
3. A Gaited Trail Pleasure Horse must demonstrate a suitable way of going while performing the Trail Walk, Show Gait and Pleasure Gait. The gaits should not show animation or excessive speed and must be effortless and smooth with forward movement. The head and neck should be in a relaxed manner appropriate to the conformation of the horse yet must be stylish and to a lesser degree of collection. A slight movement of the head is permissible. The horse should be well mannered. A judge may request the horse to stand quietly on the rail on a light rein from any gait. The judge may additionally ask the rider to dismount and remount while the horse stands quietly.
4. To be penalized: The horse should not be presented in a collected, up headed and animated frame. There is no maximum or minimum degree of animation, but smoothness and frame tie over animation and speed.
5. A horse that does not demonstrate the correct way of going shall not be placed above any horse that has the correct way of going regardless of other criteria.

MO196 Class Specifications Gaited Morgan Trail Pleasure Class.

1. Shown: Horses to enter the ring at a Trail Walk, followed by Slow Gait, Pleasure Gait, Trail Walk, Reverse, Show Gait, Pleasure Gait, Trail Walk in that order. The horse is shown in a collected frame with the head carried proudly in the bridle evidenced by self-carriage. A rein back of at least 3 steps is required in the line-up
2. Judged: On manners, performance including steadiness with cadence and balance, quietness, responsiveness, traveling on a light rein, and willingness to stand quietly and back readily. During performance, the horse must exhibit consistency of cadence and balance in the gaits.

MO197 Gaited Morgan Classic Pleasure Class

1. Appointments: See MO127.1 and .2
2. Shoeing: See MO103.4

3. The Gaited Classic Pleasure horse executes the Trail Walk, Show Gait and Pleasure Gait in a collected, up headed and stylish manner with moderate stride. The horse should show in a collected frame while maintaining self-carriage and lightness in the bridle. Frame and carriage with more animation and speed is desirable. However, neither speed nor animation will count over smoothness and correct form and footfalls.
4. To be penalized: Loss of balance or elasticity, lack of energy and incorrect way of going.

MO198 Gaited Morgan Classic Pleasure Specifications

1. Shown: Horses to enter the ring at a Trail Walk followed by a Show Gait, Pleasure Gait, Trail Walk, Reverse, Show Gait, Pleasure Gait and Trail Walk in that order. In the line-up, a rein back of at least 3 steps is required.
2. Judged: On performance demonstrating cadence and balance, quietness, manners, responsiveness, traveling on a light reins, and willingness to stand quietly and back readily.

MO199 Gaited Morgan Western Pleasure

1. Refer to SUBCHAPTER MO-7 Morgan Western Pleasure Section. Exception: The Western Pleasure Gaited Morgan must stand quietly, back willingly and provide a ride of exceptional smoothness. The headset of the horse must be relaxed and steady.
2. Extreme knee action and any tendency to be up in the bridle will be penalized. Horses failing to stand quietly and/or to back readily must be severely penalized.

MO200 Gaited Morgan Western Pleasure Specifications

1. Shown: Horses to enter the ring at a Trail Walk, followed by a Show Gait, Pleasure Gait, Trail Walk, Reverse, Show Gait, Pleasure Gait, Trail Walk in that order. In the line-up, a rein back of at least 3 steps is required.
2. Judged: On manners, performance at all gaits (smoothness), attitude, and conformation.

SUBCHAPTER MO-18 MORGAN WORKING WESTERN

MO201 General

1. In the event a rule within the Morgan Working Western section takes a clear exception to a general rule, or clearly departs from a general rule, the Morgan Working Western section rule shall govern. Morgan Ranch classes will follow the General Rules listed below. For class specifications, see class rules within the Morgan Chapter.
2. Judges
   a. See GR1005.24c for Morgan Working Western judge requirements.
   b. Timed events such as Ranch Sorting, Ranch Team Penning, Ranch Roping, and Gymkhana events shall be judged and timed by a Federation licensed official.
3. Horses must be at least 3 years of age to compete in the Working Western section. (Exception: 2 year olds are eligible to compete in Morgan Ranch Conformation)
4. Class/ Horse Restrictions:
   a. There is no restriction on the number of horses a rider may show in a class.
   b. No horse may be ridden more than once per class in Working Western classes. (EXCEPTION GREEN RIDER CLASS)
   c. All horses may be shown in one class (ie. Stallion, mares and geldings).
5. Substitution of Riders: Competition management may only allow substitutions in case of injury.
6. The rider in a championship class does not have to be the same as the rider in the qualifying class.
7. Order of go:
   a. Will be drawn in a random manner (computer/electronically, shuffling cards, drawing numbers, etc.).
   b. The order of go will be posted at least one hour before the start of the class.
   c. For Ranch classes, see SUBCHAPTER WS-6 RANCH SECTION for additional Order of Go rules.

8. The score is to be announced before the next rider begins a pattern unless the score is held for review by the judge(s). A held score is to be announced at the earliest opportunity between rides after review by the judge(s).
9. Exhibitors with multiple horses will not be back to back, where total number of horses entered will permit.
10. When specified patterns are required, patterns for each class must be posted at least one hour prior to the start of the class.
11. If a tie for first place occurs, the tie may be broken at the judge's decision or a work-off.
12. Horses either must be shown one-handed in a bridle or two-handed in a Hackamore or Western Snaffle reins in any Morgan Working Western Class regardless of age.
13. No time outs are permitted within Working Western classes.

MO202 Ages

1. YOUTH: A Non-Pro who has not reached their 22 birthday as of December 1st of the current competition year. Youth may be further subdivided at the discretion of show management; those splits must be printed in the prize list. (Example: 15 and under and 16 and over).
2. ADULT: A Non-Pro who is no longer eligible to compete as a Youth.

MO203 Classes

1. Youth classes may be offered. Youth are not required to own the horse on which they compete. If a Youth qualifies the horse for a Non-Pro Championship class, the non-ownership clause applies.
2. Championship classes may be offered.
3. Age (horse) restricted classes are allowed.
4. Class Definitions
   a. Open – any horse any rider.
   b. Youth – A Non-Pro who has not reached their 22 birthday as of December 1st of the current competition year. Youth may be furthered subdivided at the discretion of show management; those splits must be printed in the prize list. (Example: 15 and under and 16 and over). Youth are not required to own their horse.
   c. Non-Pro - A Non-Pro is defined as a person who has not received direct (money) or indirect (goods or services) remuneration for training or showing astride in any equine discipline or giving instruction on showing or training of a performance horse. A horse shown in a Non-Pro competition must be solely and completely owned by the Non-Pro or a member of the Non-Pro's immediate family defined as: spouse, partner, children, parent, step parent, grand parent or step grandparent. Exemption to this rule is a youth competitor.
   d. First Year Green Horse - This would be the first year that the horse would be shown in this particular class. The horse may be shown one or two handed with any permitted bit but may not switch back and forth upon entering the arena.
   e. Second Year Green Horse- Horse shall have been shown in this class at least once in one and only one prior year. The horse may be shown one or two handed with any permitted bit but may not switch back and forth upon entering the arena.
   f. First/Second Year Green Horse- May qualify under either first or second year green requirements as above. The horse may be shown one or two handed with any permitted bit but may not switch back and forth upon entering the arena.
   g. Green Rider - Open to any professional or Non-Pro Rider who has not trained a working western horse for remuneration, has not won a World, Reserve World, Grand National or Reserve Grand National title in a working western class. The rider does not have to own the horse being ridden. The horse may be shown multiple times with different riders. Rider may show either one or two handed with any permitted bit but may not switch back and forth upon entering the arena. Classes may be subdivided into Adult and Youth or Open and Non-Pro if desired by Show Management.
   h. Green Horse - Open to horses who have not won any previous year's National/Reserve National or World/Reserve World titles in the working western division. Horses may be shown one or two-handed with any permitted bit but may not switch hands back and forth upon entering the arena. Classes may be subdivided into

Adult and Youth or Open and Non-Pro if desired by show management. Youth non-ownership clause would apply in these classes.

i. Ranch classes may be held as Junior Exhibitor classes. Exhibitors must not have reached their 18th birthday as of December 1st of the current competition year. Junior Exhibitor classes may be furthered subdivided at the discretion of show management; those splits must be printed in the prize list. (Example: 13 and under and 14-17). Juniors are not required to own their horse.

j. Show management may include classes not defined herein; however, these other classes must be defined with class specifications and printed in the prize list.

MO204 Appointments and Attire

1. Black hoof polish is discouraged.
2. Braiding or banding of mane prohibited (exception: timed events).
3. Tail extension prohibited.
4. Trimming of bridle path, fetlocks, facial hair and ears is allowed.
5. Equipment with silver should not count over a good working outfit. Silver on bridles and saddles is discouraged.
6. Protective boots and wraps are permitted.
7. Horses may be barefoot or shod. No restrictions on type of shoe.
8. Tongue Ties are not permitted.
9. Tack
   a. Bits
      1. All bits must be free of mechanical device.
      2. A hackamore includes a bosal rounded in shape and constructed of flexible braided rawhide or leather and must have a flexible nonmetallic core attached to a suitable headstall with maximum diameter of 3/4” at the cheek. Attached reins must be of hair, rope, leather or leather-like materials. Other material of any kind must not be used in conjunction with a bosal, i.e., steel, metal or chains (Exception: Smooth plastic electrical tape is acceptable).
      3. Snaffle bits: conventional O-ring, egg-butt, or D-ring with a ring no larger than 4” and no smaller than 2”. The inside circumference of the ring must be free of rein, curb or headstall attachments which would provide leverage. The mouthpiece should be round, oval or egg-shaped, smooth and free of wire. It may be inlaid, but smooth and/or latex wrapped. The bars must be a minimum of 5/16” in diameter, measured 1” in from the cheek with a gradual decrease to center of the snaffle. Optional curb strap is acceptable however curb chains are not acceptable. These requirements remain the same for all classes in which a rider may use a snaffle bit.
      4. Curb bit: has a solid or broken mouthpiece, has shanks and acts with leverage. It should be considered a standard Western bit. A standard Western bit includes:
         a. 8 1/2” maximum length shank to be measured as indicated in the USA Reining Rules and Regulations. Shanks may be fixed or loose.
         b. Bars must be round, oval or egg-shaped, smooth and unwrapped metal (or other hard rubber or plastic) of 5/16” to 3/4” in diameter, measured 1” from the cheek. They may be inlaid, but must be smooth or latex wrapped. Nothing may protrude more than 1/8 inch below the mouthpiece (bar).
         c. The port must be no higher than 3 1/2” maximum, with rollers and covers acceptable. Broken mouthpieces, halfbreeds, and spades are standard.
         d. When a curb bit is used, a curb strap or curb chain is required and must be at least 1/2” in width, lie flat against the jaw. Wire, rawhide, metal or other substance must not be used in conjunction with or as part of the leather chin strap, or curb chains. Rounded, rolled, twisted, braided or rawhide curb straps are prohibited.
      5. Slip bits, donuts or flat polo mouthpieces are not acceptable.
      6. Gag bits are permitted in timed events but are prohibited in all others.
   b. Reins:
      1. Either split reins or romal reins are acceptable.

2. Only one hand may be used on reins and hands must not be changed except to negotiate an obstacle in a Trail Horse Class. See specific classes for exceptions.
3. When ends of split, reins fall on side of reining hand, one finger between reins is permitted.
4. When using romal or when ends of split reins are held in-hand not used for reining, no finger between reins is permitted. Rider may hold romal or end of split reins to keep them from swinging and to adjust the position of the reins provided it is held with at least 16 inches of rein between the hands. Please see class descriptions for exceptions.

c. Breast collar or rear cinch not required.
d. Attire:
   1. Shall be appropriate for the class entered. Shall include a long sleeve shirt, western hat or protective headgear and boots. Chaps, shotgun chaps and chinks optional. Exception: short sleeved shirts permitted in timed events.
   2. Headgear: Any exhibitor may wear protective headgear in lieu of a western hat and/or a protective safety vest, specifically designed for use in equestrian sport in any division or class without penalty from the judge.
   3. Ropers are not required to wear a western hat.
   4. Baseball caps are not permitted.

MO205 Working Western - Non Cattle Classes

1. Ranch Riding
   Ranch Riding classes held in the Morgan division are to be conducted in accordance with WS139 Ranch Horse Riding Rules with the exception of general rules for Working Western classes which can be found under MO201-204.
2. Ranch Trail
   Ranch Trail classes held in the Morgan Division to be conducted in accordance with WS142 Ranch Horse Trail rules, except as stated herein:
   a. For general rules for Working Western classes, see MO201-204
   b. At show management option the competition trail course may be made available to exhibitors or posted prior to the day of competition.
   c. Exhibitors are permitted to walk the course prior to the class.
   d. PROHIBITED OBSTACLES: In addition to the prohibited obstacles listed in the WS Chapter Ranch Trail rules, the following obstacles are to be considered prohibited obstacles for Morgan Ranch Trail classes.
      1.Tires
      2.Hides

   e. OPTIONAL OBSTACLES. Optional obstacles may be used provided the obstacles can be found in everyday ranch work. In addition to the optional obstacles listed in the WS Chapter Ranch Trail rules, the following obstacles are to be considered optional obstacles for Morgan Ranch Trail classes. The below obstacles will take precedence over similarly listed obstacles in the WS chapter.
      1. Water hazard (ditch or small pond). No metal or slick bottom-boxes will be used.
      2. Serpentine obstacles at walk or jog. Spacing to be minimum of 6’ (1.8 meters) for jog.
      3. Ride over wooden bridge. (Suggested minimum width shall be 36” (90 cm) wide and at least six feet long). Bridge should be sturdy, safe and negotiated at a walk only.
      4. Side pass (may be elevated to 12” (30 cm) maximum).
      5. An obstacle consisting of four logs or rails, laid in a square. Minimum width of the square should be 6’ (1.8 m). Each contestant will enter the square by riding over log or rail as designated. When all four feet are inside the square, rider should execute a turn, as indicated, and depart.
      6. Any other safe and negotiable obstacle which could reasonably be expected to be encountered on a trail ride and meets the approval of the judge may be used.
3. Ranch Reining
   Ranch Reining classes held in the Morgan division are to be conducted in accordance with the current WS143 Ranch Reining rules, except as stated herein or above.
   a. For general rules for Working Western classes, see MO201-204

4. Ranch Conformation
   Ranch Conformation classes held in the Morgan Division to be conducted in accordance with WS147 Ranch Conformation rules, except as stated herein:
   a. For general rules for Working Western classes, see MO201-204.
   b. The purpose of a ranch conformation is to preserve ideal American Morgan Horse type by selecting well-mannered individuals in the order of their resemblances to the breed ideal that are the most positive combination of balance, structural correctness, and movement appropriate to the Morgan Ranch Horse.
   c. This is an all sex, all age class. All horses will be shown together as one class.
   d. The ranch conformation class must be held after the conclusion of the other ranch events. Class to be conducted according to the discretion of the judge.
   e. Two year olds may show in the Ranch Horse Versatility Conformation class.
   f. Exhibitors may enter and show more than one horse in ranch conformation classes. The preference is for another family member to show the additional horse(s).
5. Gymkhana
   a. Gymkhana refers to an equestrian event consisting of speed pattern racing and timed games for riders on horses.
   b. These events are timed events and do not need a licensed judge. The show committee will provide timing and officiating personnel.
   c. Gymkhana classes held in the Morgan division are to be conducted in accordance with the Federation Arabian Division, specifically AR323-AR327, the Gymkhana section except as stated herein.
   d. Classes
      1. Barrel Racing
      2. Cowboy Mounted Shooting
      3. Pole Bending
      4. Stake Race

MO206 Working Western – Cattle Classes

Working Cow Horse Classes held in the Morgan division are to be conducted in accordance with the Federation Western Division, except as stated herein or above

1. Working Cow Horse Classes.
   a. Working Cowhorse including reined and fence work (see the NRCHA rulebook for class specifics).
2. Limited Working Cowhorse – as working cowhorse with the following exceptions
   a. No reined work
   b. Limited ranch cow work exhibitors are allotted one minute and thirty seconds to com-plete the work. When there is 30 seconds left, the announcer will announce, 30 seconds remaining. At one minute and thirty seconds, the announcer will call for time. Exhibitors are not required to use all of the allotted time, but must ride until the judge whistles the end of the run or time expires, whichever occurs first.
   c. There are four parts to the work: boxing the cow; setting up the cow and driving it down the fence to the opposite end of the arena; and boxing it at the oppo-site end of the arena, and then driving the cow past the middle marker again. There is no expectation that the exhibitor will make a ‘fence turn’, rather the drive down the fence demonstrates correct position and control around the corner.
      1. Part One – Boxing the Cow – The rider shall ride into the arena, face the cattle entry gate, and signal for their cow to be turned into the arena. The cow shall be controlled on the entry end of the arena for a sufficient amount of time to demonstrate the horse’s ability to “hold” the cow. If the cow does not immediately challenge the horse, the rider shall aggressively move in on the cow to demonstrate their horse’s ability to drive and block the cow.
      2. Part Two - Set Up Cow and Drive Down Fence to Opposite End of Arena – After the cow has been controlled on the entry end of the arena, the rider shall set the cow up for driving down the side of the arena. When coming out of corner, the horse shall be close enough to cow to demon-strate control with cow against the fence. This distance and control should be maintained for approximately 1/2 to 3/4 the length of arena. Rider will then stop and release the cow and move horse toward center of arena to set the cow up for boxing.

    3. Part Three – Boxing the Cow at Opposite End of Arena – The exhibitor will regain control or “hold” the cow at end of the arena to demonstrate the horse’s ability to “hold” the cow.
    4. Part Four – Drive the Cow back down the fence past the middle marker and continue until the judge blows the whistle to show completion.
3. Working Cow Horse Boxing
    a. PART 1 Reined Work:
    Horses shall work individually. Judging begins the moment the Horse enters the arena. There will be no schooling from the time the horse enters the arena. A reined work must consist of the following: circles, lead changes and runs terminating in well-balanced stops straight to the line of travel, turns and a back-up of a reasonable distance with slight hesitations denoting each maneuver. NRCHA Rein Work Patterns are required. The judge may deviate from traditional order of performance and they may also deviate from the exact printed pattern due to arena conditions. The judging ends when the rider indicates they are finished by coming to a complete stop. Praising or rewarding of the horse is only allowed after the reining pattern is complete and before the exhibitor calls for a cow. The best reined horse shall be easily guided or controlled with little or no apparent resistance. Bad manners exhibited by the horse will be penalized. All deviations from the exact given pattern must be considered a loss of control and marked down accordingly. Credit shall be given for the smoothness, finesse, attitude, quickness and authority of performing various maneuvers while using controlled speed which raises the difficulty level and makes the horse more exciting and pleasing to watch.
    b. PART 2 Boxing:
    At the start of the work, each contestant, upon receiving a cow in the arena, shall hold that cow on the prescribed end of the arena for a sufficient time to demonstrate the ability of the horse to contain the cow at that end. The horse should exhibit superior cow sense and natural cow working ability without excessive reining or spurring. In the head-to-head working position, the degree of difficulty shall be considered.

MO207 Versatility Championship

1. Ranch Horse Versatility Championship
    Ranch Horse Versatility is a combination of classes that represent activities performed on a working cattle ranch. A Ranch Horse Versatility Championship may be offered which combines the placings from all working western classes to award an overall Ranch Horse Versatility Championship ranking.
    a. Exhibitors must enter a minimum of 3 classes which must include ranch conformation and one cattle class. If an exhibitor enters more than the minimum 3 classes the additional class placings will be added into their versatility score. The show committee will decide how they wish to award points to class placings though must be consistent from class to class. If there is a tie, the cattle class is used to break the tie. The decision of how to award points must be listed in the prize list.
    b. The show committee may designate which classes are included in the Ranch Horse Versatility Championship from the following list:
        1. Ranch Riding
        2. Ranch Trail
        3. Ranch Reining
        4. Working Cowhorse Boxing
        5. Working Cowhorse
        6. Limited Working Cowhorse
        7. Ranch Conformation
2. Working Western Versatility Championship.
    Working Western Versatility is similar to Ranch Horse Versatility but without the cattle classes. A Working Western Versatility Championship may be offered which combines the placings from all non-cattle classes offered in the Working Western section to award an overall Working Western Versatility Championship ranking.
    a. Exhibitors must show in a minimum of 3 of the Working Western Non Cattle classes to participate. Show committees must list in the prize list which classes (3 or more) will qualify for the championship. If an exhibitor enters more than the minimum 3 classes the additional class placings will be added into their versatility score. The show committee will decide how they wish to award points to class placings though must be consistent from

class to class. The show committee will determine how they wish to break a tie, should a tie occur. The decision of how to award points and break a tie must be listed in the prize list.

b. The show committee may designate which classes are included in the Ranch Horse Versatility Championship from the following list:
   1. Ranch Riding
   2. Ranch Trail
   3. Ranch Reining
   4. Ranch Conformation
   5. Gymkhana

SUBCHAPTER MO-19 ADDITIONAL CLASSES

MO208 General

1. Classes not included in this listing and desired by individual competitions may be added. Care should be taken in the wording of specifications for such classes. Where conflict arises between local and Federation rules, the latter will apply. For additional information write the American Morgan Horse Assn. for “The Morgan Horse Judging Standards.”
2. CHAMPIONSHIPS. The same specifications shall be used as in the qualifying classes except that the percentages are 50%-50%, instead of 60%-40%. When a Championship and Reserve Championship are offered based on points won in unrestricted or complementary classes, it shall be scored 5 points for a first place, 3 for second, 2 for third and 1 for fourth. In case of a tie, type and conformation will determine the winner.

MO209 Additional Class Specifications

1. MORGAN TRAIL HORSES, WESTERN OR ENGLISH. Prize lists to specify whether to be shown under Western or English attire and appointments. To be shown individually over and through a course of six to eight obstacles. Courses to include a walk, trot (jog) and canter (lope) of suitable duration to determine way of going. To be judged on performance with emphasis on manners and soundness. Morgan Trail classes will be conducted in accordance with the Western Chapter, Subchapter WS-3, Trail Horse Section. When shown under western tack, refer to MO132 for correct appointments and attire.
2. MORGAN CUTTING HORSES, OPEN, NOVICE AND NOVICE-NOVICE. To be judged under National Cutting Horse Association rules (www.nchacutting.com). A Novice is a horse that has won less than $100 total in any Cutting contest and a Novice-Novice is any horse and/or rider who has not earned any money in a Cutting event prior to the present year.
3. MORGAN ROAD HACK. To be shown at a walk, trot, road trot, canter, hand gallop both ways of the ring and to back readily. During the class the judge must ask horses to halt and walk off on a loose rein both ways of the ring. For safety reasons, the judge may limit the number of horses to hand gallop at one time. Excessive speed at the hand gallop should be penalized. To be judged on performance with proper cadence and balance, manners and suitability for a road hack 60%; type and conformation 40%. Competition management may divide entries into two sections according to tack and attire and restrict entries to either English (Saddleseat) Pleasure tack and attire or Hunter Pleasure tack and attire.
4. VERSATILE MORGANS. To be shown in three events selected from the following four: 1) English Pleasure, 2) Western Pleasure, 3) Pleasure Driving and 4) Jump two obstacles not to exceed 3’. Judging to have equal consideration for events, the order and whether rider and driver must be same or may be different.
5. JUSTIN MORGAN CLASS. Entries to trot a half-mile in harness; then run a half-mile Under Saddle; then to show in the ring at a walk, trot and canter; and lastly to pull a stone boat (500 pounds minimum total weight) a distance of 6’ in work harness. Any horse failing to pull the stone boat the required distance shall be eliminated. Class to be judged 25% on trotting race; 25% on running race; 25% on saddle performance; 25% on pulling. All portions of this class must be run during the same session, preferably consecutively.
6. MORGAN PARADE HORSES. To be shown in stock saddle with silver, Mexican or other appropriate colorful equipment. To be shown at a two-beat animated Parade Walk and high Parade Gait (trot). The parade gait must be a true, straight, high-prancing movement, square, collected and balanced, with hocks well under, the maximum speed

being 5 mph. Performance with proper cadence and balance, animation, manners, type and conformation 75%; appointments 25%. Refer to Parade Horse Rule, PH104.

7. MORGAN JUMPER. To be shown over a course of at least eight fences not to exceed 3’9” in the first round. To be judged according to Chapter JP, Table II, or IV as designated by competition management on performance only.
8. NATURAL PARK SADDLE. To be shown at a park walk, park trot and canter and to be judged on performance with proper cadence and balance, presence, quality and manners 60%; type and conformation 40%. The length of the toe must not exceed 5”. Entry in this class shall not preclude entrance into either the Pleasure or Park Classes of a competition.
9. COMBINATION MORGAN PARK HORSES. To be shown first in harness at a park walk, a park trot and “show your horse”, extreme speed to be penalized, then Under Saddle at a park walk, park trot and canter. To be judged on performance with proper cadence and balance, presence, quality and manners 60%; type and conformation 40%, with equal consideration to work in Harness and Under Saddle. Prize list to specify whether rider and driver must be same or may be different.
10. NATURAL PARK HARNESS. To be shown at a park walk, a park trot and “show your horse” (excessive speed to be penalized) and to be judged on performance with proper cadence and balance, presence, quality and manners 60%; type and conformation 40%. The length of the toe must not exceed 5”. Entry in this class shall not preclude entrance into the Pleasure or Park Classes of a competition.
11. COMBINATION MORGAN PLEASURE HORSES. To be shown first in harness to an appropriate vehicle at a walk, pleasure trot and road trot; then under saddle at a walk, pleasure trot, road trot and canter with light rein. To be judged on performance with proper cadence and balance with emphasis on manners and gait 60%; type and conformation 40%. Prize list to specify whether rider or driver must be the same or may be different.
12. PROSPECT CLASS. Open to a horse being considered for future transition into the Morgan Classic Pleasure section. May not be considered as a qualifying class in the Classic Pleasure Section of a competition. Horses shown in this class are ineligible to show in any other Morgan Performance class. No cross entry is allowed except in the In-Hand section. May be ridden or driven by an amateur or professional. To be judged in accordance with the same criteria and specifications as those applicable to the Morgan Novice Classic Pleasure Saddle or Morgan Novice Classic Pleasure Driving Classes. See Subchapter MO-6, Morgan Classic Pleasure Section.
13. MORGAN DRESSAGE
    a. Dressage classes held in the Morgan Division to be conducted in accordance with Dressage Chapter DR, except as stated herein:
        a. Junior Exhibitors in Morgan Dressage classes are not permitted to show stallions in Junior Exhibitor Performance or Equitation classes. (DR133 and DR119.1)
        b. One whip no longer than 47.2 inches (120 cm), including lash, is permitted in all Morgan Dressage classes.
        c. A caller, if supplied by the competitor, may be used in any Federation Morgan class. (DR122.1)
        d. When cross entry by rider or horse/rider combination is permitted between Dressage and other Morgan classes at a competition, DR120 and DR121 apply only to the designated Dressage warm-up and competition areas, or when exhibitor is actually warming-up for Dressage class.
            1. Horses competing in Open Dressage classes may not compete in any other divisions or classes on the same day(s) and are subject to all DR Chapter rules from the time of their arrival until the end of the competition day.
        e. Horses entered in open Dressage classes must follow DR121.
        f. False tails are not permitted in a Morgan Dressage class. (DR121.15)
        g. Roached manes are not permitted in a Morgan Dressage class.
        h. Entries must comply with DR119.2, in regard to levels, with exception of entries competing in the Intro Level division classes. There is no limit to the number of rides per day in a Federation Morgan Dressage section.
14. MORGAN FITTING AND SHOWMANSHIP RULES

    The Morgan Fitting and Showmanship class (English or Western) demonstrates the exhibitor’s ability to condition and show a horse to a designated person. Stallions are prohibited in classes limited to junior exhibitors (less than 18 years). The fitting and showmanship class is to be judged 40% on appearance and 60% on showmanship.
    a. Horse’s Appearance—40%
        i. Condition—Horses should be healthy, alert, serviceably sound, and in good condition.
        ii. Grooming

1. Coat clean and free of stains. Excessive amounts of oils, fly spray, and polish are discouraged.
2. Mane and tail clean and free of tangles.
3. If unshod, hooves must be trimmed and shaped. If the horse is shod, shoes must be trimmed and shaped, and shoes must fit, not show undue wear, and clinches should be smooth. Hoof dressing and/or polish may be used.
4. Excess hair should be clipped or trimmed from fetlocks, face, ears, throatlatch, and bridle path.
5. Braiding is optional if horse is shown under hunter tack.

iii. Tack—Tack should be clean, neat, in a safe condition, fit properly, and be appropriate to the way the horse is shown (English or Western).

1. English-Show halter or bridle with one bit (weymouth curb or snaffle) and cavesson or bridle with one bit (snaffle, kimberwicke, weymouth curb with short shank and thick mouth, or pelham) and cavesson.
2. Western-Show halter or bridle with Western (snaffle or curb) bit.

b. Showmanship—60%

i. Leading

1. Enter leading the horse at a collected trot around the ring in a counterclockwise direction or as specified by the judge.
2. Recommended method is to lead on horse's left side holding reins or lead strap in right hand 4-10 inches from the bit or ring. The remaining portion of reins or strap should be held safely in the left hand.
3. Horse must work individually on the line at a walk and trot. Horse should lead readily. When making a turn, the horse should be turned to the right, exhibitor walking around the horse.

ii. Posing

1. When posing the horse, the exhibitor should stand toward the front, off the horse's shoulder facing the horse, always in a position where they can keep an eye on the horse and know the position of the judge. The judge should have an unobstructed view of the horse.
2. Horses must stand squarely on all four feet. Horses in Saddle Seat tack shown by handlers wearing Saddle Seat attire may have rear legs placed slightly back.
3. Crowding should be penalized. The exhibitor should maintain a horse's length apart (8-10 feet) when leading or posing in a line head to tail. When lined up side-by-side, there should be plenty of room between entries. An exhibitor should not lead their horse between the judge and a horse the judge is observing.
4. The horse should be alert and mannerly.

iii. Poise, alertness, and attitude

1. The exhibitor should quickly recognize the conformation faults of the horse they are leading and show it to overcome its faults.
2. The horse should be shown at all times quietly and effectively. Exhibitors must not show just themselves.
3. The exhibitor should respond quickly to requests from the judge. They should be courteous and sportsmanlike at all times.
4. The exhibitor should not be distracted by persons and things inside or outside the ring. The exhibitor should remain alert and showing until the entire class has been worked and judged, and the winners have been announced.

iv. Exhibitor Appearance—Clothes and person must be neat and clean. Suitable riding clothes are desirable and must be appropriate to the manner in which the horse is shown (saddle, hunt, or Western). Boots are mandatory. A whip, not to exceed 42 inches in length, is optional with English tack.

c. Suggested Scorecard

i. Horse's Appearance (40%)

1. Condition (15%)
2. Grooming (20%)
3. Tack (5%)

ii. Showmanship (60%)

1. Ring Deportment/Actions (20%)
2. Leading (15%)
3. Posing (15%)
4. Attitude & Appearance (10%)

d. Additional Testing
   i. Exhibitors may be asked to answer horse-related questions.
   ii. Exhibitors may be asked to perform additional tests at the discretion of the judge.

15. AMATEUR OWNED, TRAINED & SHOWN (AOTS) CLASSES. Can be offered in any Morgan section. Exhibitors, attendants, and headers must meet the specifications for Amateur status, GR1306. Horses are not to have been professionally trained during the current competition year (riding and driving instruction excluded). In addition, horses are not to be presented, prepared, groomed, instructed or schooled with the aid of a professional after the horse arrives at the competition. Horses may be stabled with a professional during the competition and hauled by a professional. Professional help for situations relevant to safety is permitted. Owner must sign as owner, trainer and rider/driver on the Federation entry blank. For definition of amateur owner, refer to MO104.9.
16. MORGAN BEGINNER LEADLINE. Open to riders who are at least two (2) but less than seven (7) years old (GR103). Leaders must be a minimum of sixteen (16) years of age (GR103). Safety is of the utmost importance in presentation, tack and attire. It is required that equipment fit the rider with rider's feet in the stirrups. Failure to comply will result in elimination and the entry will be asked to leave. Stallions are prohibited. If in a judged class, entries will be led both ways of the ring at a walk only. Attire of the rider shall include Saddle Seat, Hunter Seat, Western Seat, Dressage Seat, Side-Saddle, or Roadster silks. Protective headgear (See GR801) must be worn by riders in lead line classes at all times while mounted. Rider and leader's apparel does not have to match. The rider should be in control of the reins, but the leader must hold a lead that is attached to a cavesson or a halter placed under or over the bridle appropriate to the saddle used. Riders may be lined up side by side or head to tail. Entries will not be asked to back and/or dismount. Prize list must specify if the class is to be judged.
17. CARRIAGE DRIVING. Carriage Driving classes held in the Morgan Division are to be conducted in accordance with the Federation Carriage Pleasure Driving Division, Chapter CP.
18. Justin Morgan Standard Class. Open to Morgan stallions, mares, and geldings of any age. Horses to be led into the ring at a walk. Entries to be judged at the walk and the closest resemblance to the statue of Justin Morgan located in Weybridge, VT. One handler without whip per entry allowed.

CHAPTER NS NATIONAL SHOW HORSE DIVISION

SUBCHAPTER NS-1 GENERAL QUALIFICATIONS

NS101 Eligibility

NS102 Shoeing Regulations

NS103 Boots

NS104 Breed Standard

NS105 General

NS106 Division of Classes

NS107 Conduct

NS108 Judging Criteria

NS109 Qualifying Classes and Specifications

NS110 Division of Classes

SUBCHAPTER NS-2 DESCRIPTION OF GAITS

NS111 General

NS112 Walk

NS113 Trot

NS114 Canter

NS115 Slow Gait

NS116 Rack

NS117 Hand Gallop

SUBCHAPTER NS-3 HALTER CLASSES

NS118 General

NS119 Get of Sire and Produce of Dam

SUBCHAPTER NS-4 PLEASURE SECTION

NS120 English Pleasure, Country Pleasure and Classic Country Pleasure Amateur Owner to Show Appointments

NS121 Pleasure Driving and Country Pleasure Driving Appointments

NS122 English Pleasure Description

NS123 English Pleasure Gait Requirements

NS124 English Pleasure Classes and Specifications

NS125 Country Pleasure Description

NS126 Country Pleasure Gait Requirements

NS127 Country Pleasure Judging Requirements

NS128 Country Pleasure Classes and Specifications

NS129 Pleasure Driving Gait Requirements

NS130 Pleasure Driving Judging Requirements

NS131 Pleasure Driving Class Specifications

© USEF 2026

NS132 Classic Country Pleasure Amateur Owner To Show

NS133 Classic Country Pleasure Amateur Owner to Show Gait Requirements

NS134 Classic Country Pleasure Amateur Owner to Show Judging Requirements

SUBCHAPTER NS-5 FINE HARNESS SECTION

NS135 General

NS136 Appointments

NS137 Gait Requirements

NS138 Line Up

NS139 Ring Attendants

NS140 Class Specifications

SUBCHAPTER NS-6 FIVE GAITED SECTION

NS141 Appointments

NS142 Gait Requirements

NS143 Classes Offered and Specifications

SUBCHAPTER NS-7 THREE-GAITED SECTION

NS144 General

NS145 Appointments

NS146 Gait Requirements

NS147 Classes Offered and Specifications

SUBCHAPTER NS-8 NATIONAL SHOW HORSE ENGLISH SHOW HACK SECTION

NS148 General

NS149 Appointments

NS150 Qualifying Gaits

NS151 Gait Requirements and Judging Specifications

SUBCHAPTER NS-9 ROADSTER SECTION

NS152 General

NS153 Appointments

NS154 Equipment

NS155 Judging Procedures

NS156 Gait Requirements

NS157 Classes Offered and Specifications

SUBCHAPTER NS-10 NATIONAL SHOW HORSE LADIES ENGLISH SIDE SADDLE SECTION

NS158 General

NS159 Appointments

NS160 Qualifying Gaits

NS161 Class specifications

SUBCHAPTER NS-11 NATIONAL SHOW HORSE HUNTER PLEASURE SECTION

NS162 General

NS163 Appointments

NS164 Qualifying Gaits

NS165 Class Specifications

SUBCHAPTER NS-12 NATIONAL SHOW HORSE WESTERN PLEASURE SECTION

NS166 General

NS167 Appointments

NS168 Qualifying Gaits

NS169 Class Specifications

SUBCHAPTER NS-13 Equitation

NS170 Equitation Classes

CHAPTER NS NATIONAL SHOW HORSE DIVISION

SUBCHAPTER NS-1 GENERAL QUALIFICATIONS

NS101 Eligibility

Horses must be registered with National Show Horse Registry at the time entry is made. The exhibitor must supply the competition with a copy of an official NSHR certificate of registration or confirmation letter before the horse is allowed to show. Horse owners must be members of the National Show Horse Registry in order to exhibit at Local, District and National Finals Competitions. In the case of multiple ownership, only one owner is required to be a member. Riders, drivers, handlers, and/or trainers are required to either be NSHR members or pay the NSHR non-member fee per show at Local and District levels; membership is required for the Finals level.

1. Electronic communication devices used for purposes of coaching exhibitors during a competition shall be prohibited in all classes in the National Show Horse Division. Exhibitors with a permanent hearing impairment are permitted to use an electronic communication device upon submission of a written certification from a treating medical professional's office certifying the permanent hearing impairment and certifying the requirement of an electronic communication device. The certifying medical certification must be provided to the competition Steward within a reasonable time prior to competing who shall attach a copy to the Steward report.
2. An exhibitor with a disability (other than hearing), will be provided reasonable accommodation upon submission of a written certification from a treating medical professional's office certifying the disability and identifying the accommodation necessary for the exhibitor to compete safely. The medical certification must be provided to the competition Steward within a reasonable time prior to competing who shall attach a copy to the Steward report.

NS102 Shoeing Regulations

1. Soundness is required.
2. Shoeing regulations are designed to provide comfort and protection for the horse as well as better performance that is as natural as possible.

NS103 Boots

Either unweighted bell boots or unweighted quarter boots are permitted in five-gaited, fine harness and roadster classes, but are prohibited in all other classes. When used, only one of either type boot is permitted on a hoof. In case of inclement weather, the use of polo boots and bandages may be permitted provided competition management publicly announces it before a class.

NS104 Breed Standard

The National Show Horse shall strive to produce an athletic horse which retains size, beauty and refinement. Specifically, the following traits are desirable:

1. Motion—Balance and obvious power from the hindquarters flowing into an elevated front end, the front legs showing both flexion and extension;
2. Neck—Very long, set high on the shoulder and relatively upright with fine throatlatch. The neck should be shapely but without a pronounced crest;
3. Head—Relatively small, short and refined with large eyes and small, well placed ears and a straight or slightly concave profile (a "Roman nosed" or convex profile is not desirable);
4. Pronounced withers and a very deep and well laid-back shoulder;

5. Proportionately short back closely coupled with a long hip and relatively level top line (moderately sloping croup not to be penalized);
6. Legs—Correct from all angles with long forearms and short cannon bones in front and long, well-angled pasterns front and rear;
7. Refinement of bone but not lacking in substance, especially in the chest, girth, shoulder and hip;
8. A relatively high-set tail, natural and flowing;
9. When observed at rest or in motion, the horse must exhibit a natural presence and, when animated, extreme brilliance. The horse must exhibit high carriage when showing or relaxed.

NS105 General

1. All horses shall be worked both ways of the ring at all required gaits as directed by the judge(s). All horses chosen for a workout must be worked both ways of the ring in front of each judge, at any gait except the walk.
2. To be penalized: Over-bridling (i.e., over-flexed, chin toward chest); mixed gaits; unbalanced action; pulling; fighting the bit; tossing the head; carrying head to one side or going sideways; leaving hocks behind; strung out; wrong lead or cross-cantering; breaking of gait; winging; interfering; traveling wide behind; loss of form due to excessive speed; bad manners; exaggerated opening of mouth; carrying sour ears; bucking; rearing; balking; kicking, or not being under control. Horses with head-sets behind the vertical must be penalized.
3. BACKING. Entries are not to be requested to back in the line up with the exception of the Country Pleasure, Ladies English Side Saddle, Western Pleasure and Show Hack divisions where backing is optional at the judge's discretion.
4. One attendant, without whip, is allowed to head each entry in all driving classes. The attendant may uncheck and stand the entry on its feet. Attendants must be neatly attired and may be required to meet dress requirements set forth by individual competition managements, provided that such requirements are printed in the prize list.
5. The use of action devices is permitted in all sections in accordance with GR839. (Exception: NS118.4)
6. Stallions may be shown in Ladies', Junior Exhibitors' and National Show Horse Saddle Seat Equitation classes unless prohibited in the prize list.
7. Nasal strips are not permitted in the National Show Horse Division.
8. Protective headgear is not required in any class in the National Show Horse Division unless stated otherwise within these rules. Use of protective headgear cannot be penalized.

NS106 Division of Classes

1. Classes may be divided according to:
   a. Sex or age of horse.
      Height—15.2 hands and under; over 15.2 hands. A Federation measurement card or form is not required for entry into Lite classes restricted by the height of the horse or pony. However, horses and ponies must be within the correct height range when competing in classes restricted by height.
   b. Sex or Age of rider.
   c. With or without Championships.
2. Recommended are Maiden, Novice, Limit, Junior (Five-Year-Olds & Under), Owners Classes in all classifications and Amateur-Owner-Trainer (open to horses that have not had professional training since January 1 of the current competition year).

NS107 Conduct

An exhibitor is entitled to request only one time out per class. See GR833.

NS108 Judging Criteria

The specific type of class being judged determines the importance of each criterion in the final judging outcome. The order in which each is listed in the class specifications determines where the emphasis should be placed. For example, a horse placed first in a class judged on performance, quality, manners and conformation could justifiably be unplaced against the same horses if the class were judged on manners, quality, performance and conformation. The criteria considered are; performance, manners, quality and conformation.

NS109 Qualifying Classes and Specifications

1. OPEN, JUNIOR, THREE-YEAR-OLD, TWO-YEAR-OLD, MAIDEN, NOVICE, AND LIMIT. Classes are judged on performance, quality, manners and conformation (Exceptions: NS128). The OPEN horse should be the ultimate representative of the breed. It should be as nearly perfect as possible; performing all gaits with animation, brilliance and extreme action at both ends. Performance is paramount in these classes; next is quality, manners and conformation.
2. LADIES. Classes are judged on manners, quality, performance, and conformation. A Lady's horse should be outstanding in refinement and elegance with suitability of horse to rider taken into consideration. Expression is paramount and quality is of prime consideration. The execution of gaits should be performed with brilliance on command. The horse should walk and stand quietly.
3. JUNIOR EXHIBITORS, AMATEUR and OWNERS. Classes are judged on manners, performance, quality and conformation (Exception: Show Hack). Manners are paramount in these classes but there is a difference in the way in which horses are judged in each. Suitability of horse to rider shall be given consideration.
4. The JUNIOR EXHIBITOR horse should be mannerly, willing and expressive with balanced action. The execution of gaits should be performed with brilliance on command. The horse should walk and stand quietly.
5. AMATEUR, GENTLEMEN, and OWNERS horses can be a bit stronger and perform in a bolder manner. More action and animation are desired and less emphasis can be put on manners than in Ladies and Junior Exhibitor classes.

NS110 Division of Classes

1. It is recommended that classes of 25 or more entries be divided into separate sections by sex, size of horse or selecting every other number on the list of entries. The division of entries must be posted in the competition office and announced over the public address system or listed in the program.
2. In Ladies, Junior Exhibitor, Amateur, Owner, Fine Harness, Pleasure Driving and Country Pleasure Driving classes it is recommended that classes of more than 15 entries be divided in the same manner.

SUBCHAPTER NS-2 DESCRIPTION OF GAITS

NS111 General

1. The standard of excellence of the National Show Horse is beauty, symmetry and balance. Balance features coordinated motion, with straight true folding action of the front legs with flexing hocks carried close together, producing a clean, rhythmic and fluid way of going. In addition, the National Show Horse possesses animation, brilliance and extreme grace of movement.
2. UNDESIRABLE: Winging, interfering, traveling wide behind, mixing of gaits, shackled look and loss of form.

NS112 Walk

Judging at the walk is based on manners, quality and natural action it is not used as a rest period.

1. WALK: The walk should be an elastic, ground covering and collected four-beat gait maintaining proper form and consistency in stride. It should be executed in a brisk manner that is compatible with the type of class. It should display the horse's good manners, type of stride and attitude. The walk is relaxed.
2. ANIMATED WALK: The animated walk is a highly collected gait, exhibiting much "primp" at a slow, regulated speed, with good action and animation. It should have snap and easy control. It can be either a two-beat or four-beat gait. It is performed with great style, elegance and airiness of motion. A flat-footed walk is not to be penalized.
3. The walk is required as a transition between gaits in English Pleasure, Three-Gaited and Five-Gaited, except between the trot and strong trot and slow gait and rack.

NS113 Trot

1. The trot is a natural, two-beat diagonal gait in which the front foot and the opposite hind foot take off from the ground in unison and land simultaneously. A balanced trot features coordinated motion with straight, true, shoulder motion of front legs, with flexing hocks carried close together. To be performed at a moderate speed and collection. The trot must be mannerly, balanced, cadenced and free moving. Posting is required.
2. Strong trot: A two-beat gait. At the strong trot the horse exhibits more power and motion than at the trot. It is performed with a lengthened stride but no decrease of collection. The speed is determined by each horse's own natural ability to increase stride, to maintain collection and not to lose form. Horses that string out behind are to be penalized. Extreme knee flexion or extreme extension are encouraged if combined with a bright and willing attitude and an unlabored, pleasurable appearance. The strong trot must be mannered, balanced, cadenced, and free moving.
3. Park trot: A two-beat gait that requires extreme knee flexion and use of the shoulder for balanced, graceful extension. Speed to be penalized. The most desirable park trot gives a balanced appearance from front and rear. It should be executed in a highly collected manner. Posting is optional.
4. Roadster Jog-trot: The jog-trot is called to display the purity of the horse's gait. It is executed in a highly collected manner. The horse's energy should be directed toward animation rather than speed.
5. Gaited trot: The trot of the Five-Gaited horse should show speed in form. The desired speed is the maximum rate at which the horse can trot while still maintaining proper form, control and balance. Posting is optional.
6. "Show Your Horse": At this command the driver has the privilege of showing the Fine Harness horse to its best advantage at the trot but excessive speed shall be penalized.
7. Road Gait: The road gait trot is executed in a highly collected manner. It is faster, stronger and bolder than the jog-trot; with a fuller extension of stride to obtain desired speed.
8. Drive On: When asked to drive on in Roadster classes, the horse must show speed in form. The desired speed is the maximum rate at which a horse can trot while still maintaining proper form, control and balance.

NS114 Canter

Criteria.

1. A three-beat gait. Smooth, unhurried, with moderate collection, correct and straight on both leads. The horse must appear bright but relaxed.
2. It is acceptable, although not encouraged, for the horse to have a bolder, stronger canter in those classes where manners are not paramount or where speed at a qualifying gait is desired. Ease of control, rate of speed and collection may vary according to the class specifications.
3. Where manners are paramount, a slow, consistent rate of speed must be maintained with little obvious effort from the rider.

NS115 Slow Gait

1. The slow gait was developed from the pace to be a four-beat gait with each of the four feet contacting the ground separately. In the takeoff, the lateral front and hind feet start almost together but the hind foot contacts the ground slightly before its lateral forefoot.
2. The slow gait is a highly collected gait with most of the propulsion coming from the hindquarters, while the forequarters assist in the pull of the final beats. The slow gait is not a medium rack.
3. The slow gait is a restrained four beat gait, executed with hesitation and slight elevation with true and distinct precision. Speed is to be penalized. It is high, lofty, brilliant and restrained, denoting style, grace and polish of the horse.

NS116 Rack

1. The rack is a four-beat gait in which each foot meets the ground at equal, separate intervals. It is smooth and highly animated, performed with great action and speed, in a slightly unrestrained manner. Desired speed and collection are determined by the maximum rate at which a horse can rack in form. Racking in form should include the horse remaining with a good set head. It should be performed by the horse in an effortless manner from the slow gait, at which point all strides become equally rapid and regular.
2. TO BE PENALIZED: Any tendency to become “trotty”, “pacey”, or “hitchy gaited”.
3. In Pleasure classes, there is more emphasis on the way of going as a pleasure gait with only moderate speed required. Where manners are paramount, there is more emphasis on the ease by which it is performed by the rider.

NS117 Hand Gallop

The hand gallop is performed with a long, free, ground-covering stride. The amount of ground covered may vary between and among horses due to difference in natural length of stride. A decided lengthening of stride should be shown while the horse remains controlled, mannerly, correct and straight on both leads. The hand gallop is not a fast collected canter.

SUBCHAPTER NS-3 HALTER CLASSES

NS118 General

1. Halter classes may be divided by sex and age groups at the discretion of competition management.
2. Horses to be shown standing, at a walk and at the trot. Halter horses are not to be stretched or “parked out”. A horse is considered not stretched if all four feet are flat on the ground and at least one front and one rear cannon bone are perpendicular to the ground. Horse’s weight evenly distributed on all four legs. Emphasis shall be placed upon adherence to breed standards, conformation and quality, with close attention placed upon animated motion, flexion of the joints and correct movement of the horse. Transmissible weakness to be counted strongly against breeding stock. Horses must be serviceably sound.
3. A suitable headstall equipped with throatlatch is mandatory. Curb bits are optional on horses one year and older. Only one handler is permitted in the ring per horse. Showmanship is important in any competition class including halter. However, when showmanship of one handler is at the expense of another, then that handler’s entry shall be penalized at the discretion of the judge. Excessive use of the whip which would harm the horse, cause negative reaction of the spectators or interfere with another entry is forbidden. Halter handlers shall dress neatly. It is recommended that both men and women wear a vest and/or a dress jacket. Gloves, hats and ties are recommended. English riding suits are preferred but only with pants and coats specifically tailored in length for standing. Rolled up pants are not permitted. Denim jeans, hunt seat attire or western suits of any kind are not permitted.
4. The use of shackles, elastic stretchers or blindfolds on weanlings and yearlings is prohibited on the grounds before or during a competition.

NS119 Get of Sire and Produce of Dam

Get of Sire and Produce of Dam classes shall have at least two entries entered under the name of the sire or dam, one handler per entry. They shall be shown and judged under the same provisions as in NS118.2 and .3 above, except a walk or trot is optional and emphasis shall be placed upon reproductive likeness, uniformity and quality of, and adherence to, breed characteristics and conformation. More than one set of entries per sire or dam may be entered in the same class.

SUBCHAPTER NS-4 PLEASURE SECTION

NS120 English Pleasure, Country Pleasure and Classic Country Pleasure Amateur Owner to Show Appointments

1. Bridle shall be light, show type; full bridle. No martingale or tie-down. (Exception: Horses three years old and under may show in single snaffle defined as an unwrapped, smooth, rounded snaffle bit 3/8 inch to 3/4 inch diameter as measured one inch from the ring with gradual decrease to the center of the snaffle, half cheeks permitted. When using a snaffle, running martingales with one or two reins are permitted.
2. English-type saddle. Girth either leather, web or other suitable material. Hunt attire or equipment in all National Show Horse classes is prohibited.
3. Informal English riding suits are required for Pleasure classes. It consists of conservative solid colors such as black, burgundy, blue, grey, beige, or brown with matching jodhpurs (contrasting jackets are permitted), and derby or soft hat or protective headgear. Top hats are prohibited. Gloves are recommended.
4. Extremes of temperature or climatic conditions may modify the above dress requirements at the judge's discretion.
5. Spurs or whips are optional in all English classes.

NS121 Pleasure Driving and Country Pleasure Driving Appointments

To be shown in light show harness, bridle with blinkers, overcheck (when an overcheck is used, two bits are required; when side check is used second bit is optional), snaffle bit (straight or jointed) to a two-wheeled show vehicle. Equipment to be in sound condition. Drivers are to be appropriately attired. Protective headgear may be worn without penalty. (See GR801.1) One attendant without whip is allowed to head each entry. The attendant may uncheck and stand the entry on its feet. Attendants should be neatly attired and may be required to meet dress requirements set forth by individual competition managements.

NS122 English Pleasure Description

The English Pleasure horse should give the distinct appearance of being a pleasure to ride and drive and display a pleasurable attitude. All gaits must be performed with willingness and smoothness.

NS123 English Pleasure Gait Requirements

Qualifying gaits are walk, trot, and canter. Light contact must be maintained with all reins at all gaits. A judge may not request that gaits be performed only on the snaffle or curb. Horses must be shown at all gaits, both ways of the ring. It is important that the horse gives the distinct appearance of being a pleasure to ride and display a pleasurable attitude. All gaits must be performed with willingness and smoothness. All horses should enter the ring at a trot. A pleasure horse, when properly bridled, shall exhibit the appearance of being neither held back nor having to be pushed forward with the rider's legs. The horse's head should be set by flexing at the poll and not the neck.

NS124 English Pleasure Classes and Specifications

1. OPEN, LIMIT, JUNIOR HORSE, THREE-YEAR-OLDS, TWO-YEAR-OLDS, MAIDEN, NOVICE. Judged on performance, quality, manners and conformation.
2. LADIES. Judged on manners, quality, performance and conformation.
3. JUNIOR EXHIBITORS, AMATEURS (Ladies and/or Gentlemen); OWNERS, AMATEUR OWNERS. Judged on manners, performance, quality and conformation.
4. GRAND CHAMPIONSHIP: To be eligible, horses must have been entered, shown and judged in any other class in this section. Judged on performance, quality, manners and conformation.
5. COMBINATION. Shown to a suitable two-wheeled vehicle. Shown in harness as a driving horse and under saddle as a Pleasure horse. English equipment. Change of equipment to be made in the ring. Each phase of competition to count 50%. Prize list must specify whether driver/rider must be the same in both phases of the class.
6. FIVE-GAITED PLEASURE. Shown at a walk, trot, slow gait, rack at moderate speed and canter. Judged on manners, performance and quality.
7. TWO-YEAR-OLD WALK TROT UNDER SADDLE: Open to two-year-old National Show Horses. Bridle shall be light, show type; full bridle or single snaffle bridle. Running martingales with one or two reins are permitted. Tiedowns, draw reins, and German martingales are prohibited. Horses are to be shown both ways of the ring at the walk and trot. Flat footed or animated walk are acceptable. To be judged on performance, presence, quality, manners, and conformation.

NS125 Country Pleasure Description

The Country Pleasure Horse has less animation than the English Pleasure/Pleasure Driving Horse, but should be typical of the National Show Horse. Extreme knee motion and speed are to be penalized. The Pleasure Horse must have comfortable gaits giving the distinct impression it is a true pleasure to ride. Manners and suitability as a pleasure mount are paramount. Horses shown in Country Pleasure, Western Pleasure, or Hunter Pleasure are ineligible to show in any other NSH class at the same show, except for Halter, Ladies English Side Saddle, Equitation, and/or Show Hack. Horses shown in Country Pleasure, Western Pleasure or Hunter Pleasure may cross-enter among these classes.

NS126 Country Pleasure Gait Requirements

To be shown at a walk, trot, and canter, plus slow gait and rack in Five-Gaited classes. In Driving classes the gaits are walk, trot and strong trot.

NS127 Country Pleasure Judging Requirements

Transition from one gait to another should be smooth and effortless. Light contact with the horse’s mouth must be maintained. Special emphasis is placed on a true, flat walk. Halting is not mandatory, however, entries may be asked to halt and stand quietly on the rail either and/or both ways of the ring at the judge’s discretion. Horses may be asked to back at the judge’s discretion.

NS128 Country Pleasure Classes and Specifications

1. Country Pleasure. To be shown at a walk, trot and canter. To be judged on manners, performance and quality. Suitability of horse and rider shall be given consideration.
2. Country Pleasure Driving. To enter ring at a trot. To be shown at a walk, trot and strong trot. To be judged on manners, performance and quality. All horses must stand quietly. They may be unchecked while lined up. To be shown both ways of the ring at all gaits. Backing is optional at judge’s discretion. One header (without whip) allowed in the line up.

3. Five-Gaited Country Pleasure. To be shown at a walk, trot, slow gait and rack at moderate speed and canter. To be judged on manners, performance and quality.
4. Combination. To be shown in harness (to a two-wheeled jog-cart only) as a driving horse and Under Saddle as a Pleasure horse. English equipment. Change of equipment to be made in the ring. Each phase of competition to count 50%. Prize list to specify whether driver and rider must be the same in both phases of the class.

NS129 Pleasure Driving Gait Requirements

To enter the ring at a trot. To be shown at a walk, trot and strong trot.

NS130 Pleasure Driving Judging Requirements

Manners and suitability as a Pleasure mount are paramount. Transitions from one gait to another should be smooth and effortless. Light contact with the horse's mouth must be maintained.

NS131 Pleasure Driving Class Specifications

1. OPEN, LIMIT, JUNIOR HORSE, THREE-YEAR-OLDS, TWO-YEAR-OLDS, MAIDEN, NOVICE. Judged on performance, manners, quality and conformation.
2. LADIES. Judged on manners, quality, performance and conformation.
3. JUNIOR EXHIBITORS, AMATEURS (Ladies and/or Gentlemen); OWNERS, AMATEUR OWNERS. Judged on manners, performance, quality and conformation.
4. GRAND CHAMPIONSHIP. To be eligible, horses must have been entered, shown and judged in any other class in this section. Judged on performance, manners, quality and conformation.

NS132 Classic Country Pleasure Amateur Owner To Show

Description. The Classic Country Pleasure horse has less animation than the English Pleasure/Pleasure Driving and Country Pleasure/Country Pleasure Driving horse, but should be typical of the National Show Horse. Extreme knee motion and speed are to be penalized. The Classic Country horse must have comfortable gaits giving the distinct impression it is a true pleasure to ride. Manners and suitability as a pleasure mount are paramount. Horses entered in Classic Country Pleasure classes may not enter any other Country Pleasure class offered at this competition. Classic Pleasure horses may cross enter in Hunter, Western, Show Hack, Ladies English Side Saddle, Halter and Saddle Seat Equitation.

NS133 Classic Country Pleasure Amateur Owner to Show Gait Requirements

1. Under Saddle. To be shown at the walk, trot and canter.
2. Driving. To be shown at the walk, trot and strong trot.

NS134 Classic Country Pleasure Amateur Owner to Show Judging Requirements

Transitions from one gait to another must be smooth and effortless. Light contact with the horse's mouth must be maintained. Special emphasis is to be placed on a true, flat-footed walk. Entries may be asked to halt and stand quietly on the rail both ways of the ring. Horses may be asked to back at the judge's discretion. To be judged on manners, performance and quality. Suitability of horse to rider shall be given consideration. In driving, one header (without whip) allowed in the line up. See NS120 and NS121 for appointments.

SUBCHAPTER NS-5 FINE HARNESS SECTION

NS135 General

The Fine Harness horse should possess all of the elegance and refinement of the ideal National Show Horse with animation, not speed.

NS136 Appointments

To be shown in light show harness, bridle with blinkers, overcheck (when overcheck is used, two bits are required; when side check is used second bit is optional), snaffle bit (straight or jointed) to a four-wheeled show vehicle. Equipment to be in sound condition. Formal attire is encouraged after 6:00 p.m.

NS137 Gait Requirements

Horses are to enter ring at a park trot. Qualifying gaits are animated walk, park trot, “show your horse”. Exception: “show your horse” is not called for in Ladies, Junior Exhibitor, Amateur, Owners and Amateur Owners Classes.

NS138 Line Up

Entries are to stand quietly but shall not be required to back. They may be unchecked while lined up. An attendant may stand the entry on its feet but must remain at least two paces from the head when the entry is being judged.

NS139 Ring Attendants

One attendant, without a whip will be permitted to stand quietly inside the gate during any Ladies, Amateur, Owners or Junior Exhibitor class but must take no action that will affect the performance of any horse. Attendants should be neatly attired and may be required to meet dress requirements set forth by individual competition management.

NS140 Class Specifications

1. OPEN, LIMIT, JUNIOR HORSE (Five-years Old & Under), THREE-YEAR OLDS; TWO-YEAR OLDS; MAIDEN; NOVICE. Exhibited at an animated walk, park trot and “show your horse” (speed to be penalized), to stand quietly. Judged on performance, quality, manners and conformation.
2. LADIES. Shown at a park trot and an animated walk, to stand quietly. Judged on manners, quality, performance and conformation.
3. JUNIOR EXHIBITOR; AMATEUR (Ladies and/or Gentlemen); OWNERS; AMATEUR OWNER. Shown at a park trot and an animated walk, to stand quietly. Judged on manners, performance and conformation.
4. GRAND CHAMPIONSHIP: To be eligible, horses must be entered, shown, and judged in any other class in this section. Exhibited at an animated walk, park trot and “show your horse” (speed to be penalized); to stand quietly.

SUBCHAPTER NS-6 FIVE GAITED SECTION

NS141 Appointments

1. Horses shall be shown in a full bridle. No horse shall be shown with a breast plate, tie-down, martingale or a single bit only. The saddle should be flat English-type with leather or web girth.

2. Informal English riding suit is required. It consists of conservative solid colors such as black, burgundy, blue, grey, beige or brown with matching jodhpurs (contrasting jackets are permitted) and derby or soft hat or protective headgear. Top hats prohibited. Gloves are recommended.
3. Extremes of temperature or climatic conditions may modify the above dress requirements at the judge's discretion.

NS142 Gait Requirements

Qualifying gaits are animated walk, gaited trot, slow gait, rack and canter.

NS143 Classes Offered and Specifications

Classes may be divided by sex. To be shown at an animated walk, trot, slow gait, rack and canter.

1. OPEN, LIMIT, JUNIOR HORSE (FIVE-YEAR-OLDS & UNDER), THREE-YEAR-OLDS, TWO-YEAR-OLDS, MAIDEN, NOVICE. Judged on performance, quality, manners and conformation. JUNIOR CHAMPIONSHIPS: Judged on performance, quality, manners and conformation.
2. LADIES. Judged on manners, quality, performance and conformation. LADIES CHAMPIONSHIPS: Judged on manners, quality, performance and conformation.
3. JUNIOR EXHIBITORS, AMATEURS (Ladies and/or Gentlemen), OWNERS, AMATEUR OWNERS. Judged on manners, performance, quality and conformation. CHAMPIONSHIPS: Judged on manners, performance, quality and conformation. Suitability of horse and rider shall be given consideration.
4. To be eligible for above Championships, horses must be entered, shown and judged in a qualifying class restricted in a similar manner, i.e., Ladies classes qualify for Ladies Championships, Gentlemen's classes qualify for the Gentlemen's Championship and Junior Exhibitor classes qualify for the Junior Exhibitor Championship. If only an Amateur Championship is offered, horses are eligible if they have been entered, shown by an amateur and judged in the Ladies class or in any qualifying class having the same judging specifications.
5. GRAND CHAMPIONSHIP: To be eligible, horses must be entered, shown and judged in any other class in this section. Judged on performance, quality, manners and conformation.
6. COMBINATION. Shown first to an appropriate four-wheeled vehicle at an animated walk and trot, then shown Under Saddle at an animated walk, trot, slow gait, rack and canter. Judged 50% on suitability for harness; 50% on saddle work with emphasis on the trot. Entries to be driven with snaffle bit and separate overcheck. Prize list must specify whether driver/rider must be the same in both phases of the class.

SUBCHAPTER NS-7 THREE-GAITED SECTION

NS144 General

The Three-Gaited National Show Horse should be the epitome of beauty, brilliance, elegance, refinement and expression. Its gaits are collected and its energy directed toward animation and precision.

NS145 Appointments

1. Horses shall be shown in a full bridle. No horse shall be shown with a single bit only, breast plate, tie-down or martingale.
2. Flat English-type saddle, leather lining preferred. Girth can be leather, web or other suitable material.
3. Informal English riding suit is required for morning and afternoon classes (contrasting jackets permitted). Formal attire and accessories are appropriate, but not mandatory for evening classes after 6 p.m.

NS146 Gait Requirements

To be shown at an animated walk, park trot and canter.

NS147 Classes Offered and Specifications

1. Quality, animation and expression are paramount. Classes may be divided according to:
   a. Sex—Mares, Stallions/Geldings.
      Height—over 14.2 hands and not exceeding 15 hands; 15.2 hands and under; over 15.2 hands. A Federation measurement card or form is not required for entry into Lite classes restricted by the height of the horse or pony. However, horses and ponies must be within the correct height range when competing in classes restricted by height.
2. OPEN, LIMIT, JUNIOR HORSE (Five-Year Olds & Under); THREE-YEAR-OLDS, MAIDEN, NOVICE. Judged on performance, quality, manners and conformation. JUNIOR CHAMPIONSHIPS: Judged on performance, quality, manners and conformation.
3. LADIES. Judged on manners, quality, performance and conformation. LADIES CHAMPIONSHIPS: Judged on manners, quality, performance and conformation.
4. JUNIOR EXHIBITORS, AMATEURS (Ladies and/or Gentlemen), OWNERS, AMATEUR OWNERS. Judged on manners, performance, quality and conformation. CHAMPIONSHIPS: Judged on manners, performance, quality and conformation. Suitability of horse and rider shall be given consideration.
5. To be eligible for above Championships, horses must be entered, shown and judged in a qualifying class restricted in a similar manner, i.e., Ladies classes qualify for Ladies Championships, Gentlemen's classes qualify for the Gentlemen's Championship and Junior Exhibitor classes qualify for the Junior Exhibitor Championship. If only an Amateur Championship is offered, horses are eligible if they have been entered, shown by an amateur and judged in the Ladies class or in any qualifying class having the same judging specifications.
6. GRAND CHAMPIONSHIP: To be eligible, horses must be entered, shown and judged in any other class in this section. Judged on performance, quality, manners and conformation.

SUBCHAPTER NS-8 NATIONAL SHOW HORSE ENGLISH SHOW HACK SECTION

NS148 General

1. Competitors to enter the ring in a counterclockwise direction at a normal trot.
2. Light contact must be maintained with all reins at all gaits. A judge may not request that gaits be performed only on snaffle or curb.
3. Judges are required to consider the performance at each gait equally in adjudicating this class.
4. Horses may show with a braided mane and tail. Braids may be secured with tape, yarn, or rubber bands. Decorations are prohibited.

NS149 Appointments

1. Bridle shall be light, show type; either single snaffle, double (full) or pelham. Kimberwick bit is permitted. Browbands and cavessons other than hunter or dressage types are prohibited. Unconventional tack such as figure eight, drop, or flash nosebands are not permitted.
2. English saddle of any type is required. Girths of either leather, white web, nylon string or suitable material.
3. Martingales, breastplates not allowed.
4. Acceptable Hack attire is required. It consists of conservatively colored coat, breeches, and boots. A conservatively colored hunting cap or derby is required. Formal attire consisting of white breeches, top hat and tails may be worn. It is usual to wear such attire after 6:00 p.m., or in Championship classes.
5. Spurs, whip or crop optional at the exhibitor's discretion.

NS150 Qualifying Gaits

A Show Hack horse is not necessarily a Dressage horse, nor an English Pleasure horse of the National Show Horse Division. Elevation and high knee action are not to be emphasized. The Show Hack is a suitable section for the well-trained animal. Show Hacks must be balanced and show vitality, animation, presence, clean fine limbs and supreme quality typical of the breed. Soundness is required.

1. Walk, a four-beat gait: Straight, true and flatfooted.
   a. Normal walk: Regular and unconstrained, moving energetically and calmly forward.
   b. Collected walk: Strides are shorter and higher than the normal walk. The head approaches the vertical, but should never move behind it. Pacing is a serious fault.
   c. Extended Walk: The horse is allowed to lengthen frame and stride while rider maintains light rein contact. The horse should cover as much ground as possible without rushing.
2. Trot, a two-beat gait: Free-moving, straight, rider maintaining light contact with the horse's mouth at all times.
   a. Normal Trot: Light, crisp, balanced and cadenced with the rider posting.
   b. Collected Trot: The horse's stride is shorter and lighter, maintaining balance and impulsion. The neck is more raised and arched than at the normal trot as the head approaches the vertical line, never moving behind it. Rider is sitting.
   c. Extended Trot: Maintaining the same cadence and performing at medium speed, the horse lengthens its stride as a result of greater impulsion from the hindquarters. Horse should remain light in the rider's hand as it lengthens its frame. Rider is posting.
3. Canter, a three-beat gait: straight on both leads, smooth.
   a. Normal Canter: Light even strides, should be moved into without hesitation.
   b. Collected Canter: Marked by the lightness of the forehand and the engagement of the hindquarters, the collected canter is characterized by supple, free shoulders. Neck is more raised and arched than in normal canter as the head approaches the vertical line, never moving behind it.
   c. Extended Canter: Maintaining the same cadence, the horse lengthens its stride as a result of greater impulsion from the hindquarters. Horse should remain light in rider's hand as it lengthens its frame.
   d. Hand gallop: The hand gallop is performed with a long, free, ground covering stride. The amount of ground covered may vary between horses due to the difference in natural length of stride. A decided lengthening of stride should be shown while the horse remains controlled, mannerly, correct and straight on both leads.
4. The collected and extended gaits are to be called by the judge both ways of the ring. At the discretion of the judge, horses while on the rail may be asked to halt and rein back. A Show Hack shall be able to perform all of these gaits with a noticeable transition between the normal, collected, and extended gaits. The horse must appear to be under complete control and easily ridden. Obedience to the rider is of prime importance. If the horse exhibits clear transitions in a balanced and level manner, appearing to be giving a comfortable and pleasurable ride, it is performing correctly for this class.

NS151 Gait Requirements and Judging Specifications

To be shown at a walk, trot, canter and hand gallop; collected, extended and normal gaits to be called by the judge both ways of the ring. To be judged on performance, manners quality and conformation. Horses may be asked to back at the judge's discretion.

SUBCHAPTER NS-9 ROADSTER SECTION

NS152 General

The Roadster should have good National Show Horse Conformation.

NS153 Appointments

In Bike and Under Saddle classes, exhibitors shall wear stable colors, cap and jacket to match. Protective headgear may be worn without penalty. (See GR801.1)

NS154 Equipment

Roadsters shall be shown to a bike of good appearance and stability. Harness shall consist of bridles with square blinkers, snaffle bit and overcheck, breast collar with straight flaps, with traces made round with flat ends. Reins should be of tan leather and made round up to the handpiece. Quarter boots are optional.

NS155 Judging Procedures

1. Roadsters must enter the ring clockwise at a jog-trot, then show at the road gait. On the reverse, to be shown at the jog-trot, road gait and then at speed. All three gaits must be considered.
2. Horses shall be shown on the rail at all times except when passing and should go to the far end on every corner without side-reining; should be light mouthed, capable of being taken up at any time, willing to walk and stand quietly when being judged in the center of the ring.
3. Judged on performance, speed, quality, manners and conformation. Exception: Manners are emphasized in Amateur and Junior Exhibitor classes.

NS156 Gait Requirements

At all speeds, Roadsters should work in form; i.e., chins set and legs working beneath them, going collectedly. Animation, brilliance and competition ring presence should be evident working at the jog-trot and Road Gait. Undesirable: Long, sprawling front action, dragging or trailing hind legs and straddle-gaited action behind, all of which indicate imbalance. Pacey or mixed gait; pacing and racking on turns; or breaking and running on the turns shall be penalized.

NS157 Classes Offered and Specifications

1. SINGLE ROADSTER OPEN. To be shown to a bike at a jog-trot, road gait and then at speed. To be judged on performance, speed, quality and manners.
2. SINGLE ROADSTER TO BE SHOWN BY AN AMATEUR, JUNIOR EXHIBITOR; CHAMPIONSHIPS. To be shown to a bike at a jog-trot, road gait and then at speed. To be judged on manners, performance, speed and quality. In Amateur Championships, the horse must have been qualified by an amateur in one other amateur to bike class.
3. SINGLE ROADSTER CHAMPIONSHIP. To be eligible for any bike championship, horses must have been entered, shown and judged in another bike class in this section. To be shown to a bike at a jog-trot, road gait and then at speed. To be judged on performance, speed, presence, quality, conformation and manners.
4. ROADSTER UNDER SADDLE; CHAMPIONSHIPS. To be shown under English saddle, full martingale, open bridle with snaffle bit, single or double rein and quarter boots. Rider to wear stable colors, jacket and cap to match. To be shown at a jog-trot, road gait and then at speed. To be judged on performance, speed, quality and manners. Saddle classes do not qualify a horse for bike championships.

SUBCHAPTER NS-10 NATIONAL SHOW HORSE LADIES ENGLISH SIDE SADDLE SECTION

NS158 General

The National Show Horse Ladies English Side Saddle Horse should be typical of the National Show Horse breed. The side saddle horse should give the distinct impression that it is a comfortable mount to ride.

1. Competitors enter the ring in a counterclockwise direction at the trot.
2. Judges must consider all gaits equally in adjudicating this class.
3. Safety is of the utmost importance in tack and attire. Judges should penalize exhibitors not conforming to good safety practices.

NS159 Appointments

1. Bridle: appropriate bridle.
2. Martingales or tie downs are prohibited.
3. Saddle: Appropriate style side saddle.
4. Attire: Formal or informal, long sleeved blouse and/or jacket, skirt, divided skirt, or apron. Period attire is acceptable and encouraged to be researched as to its authenticity. Hat and boots required. Protective headgear may be worn without penalty. (See GR801.1)
5. Spur, whip or crop optional, at the exhibitor's discretion.
6. Competitors must be penalized for incomplete appointments but not necessarily disqualified.

NS160 Qualifying Gaits

A good ground-covering walk, a comfortable trot, and easy flowing canter is desirable. Transitions from one gait to another should be smooth and effortless. Riders may sit or post to the trot.

NS161 Class specifications

Open, Maiden, Novice, Limit, Stallions, Mares, Geldings, ATR, JTR, AOTR, AAOTR, JOTR. To be shown both directions of the ring at a walk, trot, and canter. Horses should back readily if requested by the judge and stand quietly. To be judged 85% on manners, performance, suitability, quality and conformation; 15% on appropriate side saddle attire. Manners and suitability of purpose shall be emphasized. (Suitability refers to the horse being suitable as a side saddle mount.)

SUBCHAPTER NS-11 NATIONAL SHOW HORSE HUNTER PLEASURE SECTION

NS162 General

It is imperative that the horse give the distinct appearance of being a pleasure to ride and display a pleasurable and relaxed attitude. The National Show Horse Hunter should carry its head in a relaxed natural manner. Natural head carriage may vary with the horse's conformation. Horses behind the vertical must be penalized. Horses should perform in a balanced manner. As in all National Show Horse classes, the best quality specimens of the breed should prevail.

1. Competitors enter the ring in a counterclockwise direction at the trot.
2. Light contact with the horses mouth must be maintained at all gaits.
3. Judges are required to consider the performance at each gait equally in adjudicating this class.
4. Horses may show with a braided mane and tail.

NS163 Appointments

1. Bridle shall be light, show type; either snaffle, pelham, full bridle, or kimberwick bit acceptable. Browband/cavessons other than hunter and dressage types are not permitted. Saddle Seat style colored brow bands/cavessons and/or figure eight, drop or flash nosebands are not permitted. No martingales or tie-downs are permitted.
2. Breastplate or breast collar is optional.
3. Type of English saddle is optional, but forward seat type is recommended. No cutback saddles allowed. Girth either leather, web, string or suitable material.
4. Informal attire of suitable material for hunting is required. It consists of conservatively colored coat of any tweed or melton (conservative wash jackets in season), breeches (or jodhpurs) and boots. A conservatively colored hunting cap or derby is mandatory. Formal attire is not permitted. Protective headgear may be worn without penalty. (See GR801.1)
5. Spurs and crop or bat, no longer than 30” including lash, are optional, at the exhibitor’s discretion.

NS164 Qualifying Gaits

1. Walk, a four-beat gait: straight, true and flat-footed. Regular and unconstrained with good reach.
2. Trot, a two-beat gait: Straight and regular. The trot should be mannerly, cadenced and balanced. To be performed at medium speed with a free-moving, ground-covering stride, with rider posting.
3. Canter, a three-beat gait: even, smooth, unhurried, correct and straight on both leads.
4. Hand Gallop: The hand gallop is performed with a long, free, ground-covering stride. The amount of ground covered may vary between horses due to the difference in natural length of stride. A decided lengthening of stride should be shown while the horse remains controlled, mannerly, correct and straight on both leads.

NS165 Class Specifications

Open, Maiden, Novice, Limit, Stallions, Mares, Geldings, ATR, JTR, AOTR, AAOTR, JOTR, Ladies to ride, Gentlemen to ride, Junior Horse. To be shown at a walk, trot, canter and hand gallop both directions of the ring. To be judged on manners, performance, suitability as a Hunter, quality and conformation.

SUBCHAPTER NS-12 NATIONAL SHOW HORSE WESTERN PLEASURE SECTION

NS166 General

1. The National Show Horse Western Pleasure horse should be typical of the National Show Horse breed. The Western Pleasure horse must have comfortable gaits giving the distinct impression it is a true pleasure to ride. Horses shall perform in a balanced manner.
2. Headset should reflect a balanced horse based on its conformation. Extremes must be penalized.
3. Competitors enter the ring in a counter clockwise direction at the jog-trot.
4. Light contact with the horse’s mouth must be maintained at all gaits.
5. Judges must consider all gaits in adjudicating the class.
6. If bridles are to be checked, it is the sole decision of the judge to do so. The judge may designate the steward to check bridles at the out gate. Riders must dismount.
7. Only one hand may be used on reins and hands must not be changed. Hand to be around reins. When end of split reins falls on side of reining hand, one finger between reins is permitted. When using romal or when ends of split reins are held in hand not used for reining, no finger between reins is allowed. Rider may hold romal or end of split reins to keep them from swinging and adjust the position of the reins provided it is held at least 16” from the reining hand.
8. Horses shall be asked to back at the judge’s discretion.

NS167 Appointments

1. For personal appointments and tack refer to WS104, WS105, and WS109.
2. Standard snaffle bits or hackamores are permitted in any western class on a junior horse five years old and under. Horses may be ridden with two hands (both hands must be visible to the judge). A junior horse may not be switched back and forth from a bridle to snaffle or hackamore.

NS168 Qualifying Gaits

For performance criteria, see chart.

1. Walk, a four-beat gait: True, flat footed and ground covering.
2. Jog-trot, a two-beat gait: Free, square, slow and easy.
3. Lope, a true three-beat gait: Smooth, slow and straight on both leads.
4. Hand Gallop is not merely an extended lope; extreme speed must be penalized. There should be a distinct difference between the lope and the hand gallop.

NS169 Class Specifications

1. Open, Maiden, Novice, Limit, Stallions, Mares, Geldings. To be shown at a walk, jog-trot, lope and hand gallop. Extreme speed must be penalized. To be judged 75% on performance, manners, presence and quality; 25% on conformation and neatness of attire.
2. Junior Horse (five and under). To be shown in a snaffle bit or hackamore at a walk, jog-trot, and lope. To be judged 75% on performance, manners, presence and quality; 25% on conformation and neatness of attire.
3. ATR, JTR, AOTR, AAOTR, JOTR, Ladies to ride, Gentlemen to ride. To be shown at a walk, jog-trot, and lope. To be judged 75% on performance, manners, presence and quality; 25% on conformation and neatness of attire.
4. GRAND CHAMPIONSHIPS—To be eligible, horses must have been entered, shown and judged in any other class in this section.

SUBCHAPTER NS-13 EQUITATION

NS170 Equitation Classes

Equitation classes held in the National Show Horse Division must be conducted in accordance with Chapter EQ, Equitation Division.

NATIONAL SHOW HORSE WESTERN PLEASURE				
PLEASURE	**GOOD**	**MINOR FAULTS**	**MAJOR FAULTS**	**ELIMINATION**
WALK	Ground covering Flat footed Good attitude	Slow Disinterested Not attentive	Nervous Jogging Not walking	
JOG	Easy riding Good motion Consistent Steady	Too slow Too fast	Not performing two-beat jog Failing to jog both front and back Hard or rough riding	
LOPE	Easy riding Good motion Consistent Steady	Too slow Too fast	Wrong lead Pulling Not performing three-beat lope Hard or rough riding	
BACK	Proper flexion Readily responsive Back in straight line	Hesitant Not backing straight	Throwing head Gaping Pulling not backing Rearing	
GENERAL	Smooth, steady easy riding Proper flexion and balance Good attitude	Under flexion Sour ears Switching tail Inconsistent speed Out of balance Improper or incomplete appointments	Over flexion Throwing head Bad mouth Constant bumping the bit Gaping Constant breaking of gaits Obvious schooling Poll too low to throw horse out of balance	Two hands on reins (exception: snaffle/hackamore horses) or fingers between closed reins or more than one finger between split reins Kicking prohibited equipment Lameness Cueing horse in front of cinch Fall of horse or rider Bleeding mouth

HEADSET CRITERIA FOR NATIONAL SHOW HORSES IN WESTERN PLEASURE

ACCEPTABLE



Figure 1

ACCEPTABLE



Figure 2

UNACCEPTABLE



Figure 3

ILLUSTRATIONS ONE AND TWO DEPICT THE ACCEPTABLE HEADEST FOR A NATIONAL SHOW HORSE COMPETING IN WESTERN PLEASURE. THE VERTICAL LINE ILLUSTRATES THAT ALL GAITS, THE HORSE'S HEAD SHOULD BE PERPENDICULAR TO THE GROUND – THE NOSE NEITHER EXTENDED NOR TUCKED IN. THE HORIZONTAL LINE ILLUSTRATES THE REQUIREMENT THAT THE HEAD SET BE SUCH THAT THE POLL IS NEVER LOWER THAN THE SADDLE HORN.

© USEF 2026

CHAPTER PF PASO FINO HORSE DIVISION

SUBCHAPTER PF-1 GENERAL QUALIFICATIONS

PF101 Eligibility
PF102 General Rules
PF103 Shoeing Regulations
PF104 Type and Conformation
PF105 Gaits

SUBCHAPTER PF-2 PASO FINO YOUTH SECTION

PF106 General
PF107 Class Separations
PF108 Walk-Corto Leadline
PF109 Paso Equitation
PF110 Tests
PF111 Procedures
PF112 Appointments
PF113 Classic Fino Youth
PF114 Paso Performance Youth
PF115 Paso Pleasure Youth
PF116 Youth Horsemanship
PF117 Procedures
PF118 Tests
PF119 International Paso Equitation

SUBCHAPTER PF-3 BELLAS FORMAS (CONFORMATION) CLASSES

PF120 Class Specifications & Qualifying Gait
PF121 Procedures
PF122 Appointments
PF123 Classes within this Division

SUBCHAPTER PF-4 PERFORMANCE CLASSES (UNDER SADDLE)

PF124 Showing
PF125 Schooling Classes
PF126 Junior Riders, Youth and Amateur Classes
PF127 Tack
PF128 Attire and Appointments

SUBCHAPTER PF-5 CLASSIC FINO DIVISION

PF129 Class Specifications
PF130 Procedures

© USEF 2026

PF131 Appointments

PF132 Classes within this Division

SUBCHAPTER PF-6 PASO PERFORMANCE DIVISION

PF133 Class Specifications

PF134 Procedures

PF135 Appointments

PF136 Classes within this Division

SUBCHAPTER PF-7 PASO PLEASURE DIVISION

PF137 Class Specifications

PF138 Procedures

PF139 Appointments

PF140 Classes within this Division

SUBCHAPTER PF-8 PASO FINO COUNTRY PLEASURE. (RESTRICTED TO AMATEURS)

PF141 Class Specifications.

PF142 Procedures.

PF143 Appointments.

PF144 Classes within this Division

SUBCHAPTER PF-9 SPECIALITY CLASSES

PF145 Paso Versatility Class

PF146 Paso Western Pleasure

PF147 Paso Trail

PF148 Paso Costume

PF149 Paso Pleasure Driving Class

SUBCHAPTER PF-10 AMATEUR ADULT EQUITATION

PF150 Paso Equitation

PF151 Amateur Adult Horsemanship

SUBCHAPTER PF-11 CHAMPIONSHIP CLASSES

PF152 Championship Classes

SUBCHAPTER PF-12 SHOW CONDUCT

PF153 Concurrent Classes

PF154 Competitions

PF155 Grand National Championship Show

CHAPTER PF PASO FINO HORSE DIVISION

SUBCHAPTER PF-1 GENERAL QUALIFICATIONS

PF101 Eligibility

1. To be eligible for entry and exhibition in a competition, a horse must be registered with the Paso Fino Horse Association and must be entered and exhibited under its full registered name and registration number. All horses registered with PFHA after 2018 must be microchipped to be eligible to compete. All participants (owners, agents, lessees, trainers, riders, exhibitors, and handlers) must be current members of, and in good standing with, the PFHA. These rules are a condensed version of the Paso Fino Horse Association rules. Please refer to the latest edition of the PFHA rules for details.
   a. The following credentials must be made available to Competition Management and steward and copies of said credentials must accompany the entry form however items 1 and 3 may be electronically verified when possible by the competition secretary:
      1. Each participant's PFHA and USEF membership card.
      2. The participant's PFHA and USEF amateur card, if applicable.
      3. A copy of each horses entry's registration papers (back side only if it contains the owner's name) or PFHA show validation certificate.
      4. All other papers and health documents required by law or by competition management.
      5. Copies of applicable lease agreements
      6. Affidavits of sales contracts.
   b. If the participant has submitted their entries via the PFHA online entry system then the following credentials must be made available to Competition Management and the steward, and copies of said credentials must be presented at time of check in:
      1. All other papers and health documents required by law or by competition management
      2. Copies of applicable lease agreements
      3. Affidavits of sales contracts
      4. USEF membership card (may be electronically verified when possible by the competition secretary).
2. Definition of an Amateur Owner. Each exhibitor in an Amateur Owner Class must be an amateur, certified as an Amateur by the Federation and be the owner of the horse being ridden or a member of the owner's family (GR106 and GR123). In the case of a corporate owner, the stockholders of the corporation shall be considered the owners for purposes of this definition. A horse that is the subject of a lease to an amateur is not considered owned by that amateur for purposes of this definition. The purchaser of a horse under an installment method of payment shall be considered the owner of the horse for purposes of this definition, if the purchaser, either before or at the time of the competition in question, files an affidavit on a form provided by the Paso Fino Horse Association for this purpose that describes certain relevant information about the purchase.
3. No artificial appliances are allowed. Artificial appliances include, but are not limited to leg/fetlock ankle chains (leather, string, plastic, rubber chain, wood, etc.) of any weight. These are prohibited on the showgrounds and exhibitors using such appliances are subject to penalties and expulsion from the show grounds. Normal grooming preparations including the use of black or clear polish on hooves are allowed, but make-up, (other than on hooves), and glitter are prohibited. All horses must be in good condition. The color of a horse or the color of the horse's eyes will not be a consideration in judging a horse.
4. Soring of a horse is prohibited. Any physical evidence, including but not limited to scars or blisters, of training with heavy shoes or artificial devices or soring shall cause the horse to be disqualified.
5. Inspection. At the line-up in all classes, Judges will carefully inspect the horses for artificial devices, training scars, raw or bleeding sores, soundness, marked lameness, and welts from whips or spurs in accordance with these rules. At all PFHA approved shows, the Judge may, at their discretion, inspect any horse for evidence of soring. Any evidence of soring shall disqualify the horse for the class and remainder of the show.

6. Prohibited: Any injection of any foreign substance or drug or any surgical procedure that could affect the horse's performance or alter its natural conformation or appearance, except for those surgical procedures performed by a duly licensed veterinarian for the sole purpose of protecting the health of the horse. Upon discovery that prohibited surgery or injection of a foreign substance or drug has occurred, show management shall immediately disqualify the horse and report the matter to the PFHA for further investigation.
    a. This rule shall not apply to castration or to the cosmetic alteration of the horse's tail. However, the horse's tail may not be altered by the insertion of a foreign object, foreign substance or drug. Under no circumstances may a horse with a "dead tail" be shown at a PFHA sanctioned show.
7. Examination of Horse Required. Every owner and exhibitor shall, upon request of show management, permit examination of a horse for determination of the presence of prohibited surgery or foreign drug or substance. Refusal to comply with such request shall: (1) constitute grounds for disqualification of the horse from further participation at the show or from further approved events pending hearing of the PFHA Hearing Committee; (2) bar the horse from participation in future approved events or shows for such period as determined by the PFHA Hearing Committee; and (3) constitute grounds for suspension of PFHA membership of the owner and trainer.
8. To be eligible to show in a Performance Championship class a horse must have been properly entered, shown and judged in one qualifying class in the same division or section.

PF102 General Rules

1. Horse's Age. A horse's age requirement will be counted in months. For purposes of determining the appropriate class at a horse show, a horse's age is determined in months from the foaling date to the end of the month preceding the month of the show.
2. Ring Conduct. The ring conduct of any exhibitor shall not be such as to affect adversely the exhibition of any other exhibitor's horse in the ring. Horses should be spirited, display refinement and beauty, but must be obedient. In all mounted classes, the riders shall space their mounts in such a manner so as to avoid bunching up and shall maintain such relative positions during such class demonstrations.
3. In the Paso Fino division the following will apply:
    a. Excused:
        1. Completes the class and remains in the ring at the lineup. Horse is qualified for the championship.
        2. Junior youth exhibitor may be excused from a class if exhibitor's horse does not meet the requirements of the class.
        3. Any horse that becomes unruly, ill-mannered, or unsafe during a work off shall be excused from the ring.
    b. Disqualified:
        1. Horse will be disqualified from the class and will be ineligible for the championship under the following circumstances:
            a. Not meeting requirements of the class. (In Bellas Forma)
            b. While the class is working, horse is required to leave the ring by the exhibitor or by the judge. Horse is not qualified for championship.
            c. Unruly
            d. Illegal tack
            e. Refusal to back (Western Pleasure)
            f. Shoe weight
            g. Fall of horse and/or rider due to bad manners of the horse.
            h. Unsoundness
        2. Horse will be disqualified from the entire competition under the following the circumstances:
            a. Horse exits the arena without permission
            b. Abuse/cruelty
            c. Ineligible exhibitor due to relationship with judge
            d. Ineligible horse due to relationship with judge
            e. Undue stress on horse

f. Soring

4. Enforce General Rules: Report Violations & Facilitate Correction. The judge shall have the responsibility to enforce the class and competition rules, and also rules relating to the soundness of horses at any competition at which they are judging. The rules are to be enforced by any of the following means:
   a. Requiring the violation to be corrected.
   b. Excusing the horse and exhibitor from the class.
   c. Prohibiting the horse and exhibitor from participating in the class.
   d. Other appropriate action.
   It is the purpose and intent of this rule to permit and further competition. Therefore, correction of violations should be permitted where practical and where correction may be done without undue delay of the competition and without being unfair to other competitors. The Judge shall report to the Steward any violations noted under this rule.
5. Calling Class Placement. After a class has been pinned and Judge's Card turned in, any non-placing horses shall be excused from the ring. Non-winners of ribbons in any class should remain in the ring until excused. The placement of the class shall be called starting with honorable mention seventh (7th) and proceeding sixth (6th) through first (1st). For Championship classes, placements are called starting with honorable mention (5th), then fourth (4th) place through first (1st) place. The first (1st) place horse shall have the option of making a victory ride once around the ring. The first (1st) and second (2nd) places shall have the option of going down the sounding board.
6. In a class with a single entry a judge may have the horse perform all required gaits one way of the ring and pin it or excuse it in accordance with the rules. Exception: In a youth class, the class shall be worked as if there were several horses.
7. Delay and/or Commencement of Classes.
   a. Commencement see GR109. Delay see GR831.
   b. Show management may apply one of the following procedures in order to ensure timely commencement of classes:
      1. When horses are competing collectively, if the first horse does not enter the in-gate within one minute after the in-gate is opened the class is cancelled.
      2. When the first horse enters the in-gate within one minute and there are remaining exhibitors who have not entered the ring, a three minute warning may be issued. If the remaining horses do not enter at the end of the three minute warning, the gate will be closed.
      3. Judging must commence upon closure of the gate.
8. Jumps. In all classes calling for jumps, the jumps may be either horizontal bar jumps or cross rails. The horizontal bar jumps must include two (2) vertical poles, appropriate jump cups, a horizontal bar for the jump, and a bar for a ground line. All material should be white or some other color that is in contrast to the ring. Jump rails for the horizontal bar jump must sit firmly in jump cups and cannot be on the cup edges. Ground lines must be on the approach side of the jump and no farther than two (2) feet away from the horizontal jump crossbar. The horizontal bar jump shall be a minimum of eighteen (18) inches and a maximum of two (2) feet. The height of a cross rail may not exceed eighteen (18) inches and shall be measured at the top of the center of the intersection of the poles. The height of the jump cups should be set so the angle of the pole does not exceed approximately 30 degrees. Hay bales cannot be used as jumps. All jumps in warm-up areas must conform to the above guidelines.
9. Withdrawing from Competition. No exhibitor may withdraw a horse from a sanctioned competition after it has commenced, or remove the horse from the competition grounds, without the permission of the competition secretary. An exhibitor who has entered the ring may request permission of the judge to exit the ring before judging is completed. If an exhibitor voluntarily removes a horse from the ring without the permission of the judge, except in deference to safety, the Show Committee will disqualify the exhibitor and all their entries from all future classes at that competition and all prizes and entry fees for the entire competition shall be forfeited.
10. Same Rider on Two Horses/Two Different Riders on Same Horse Prohibited. A rider must not show more than one horse in a class, with the exception of a trail class. For a trail class, a rider is permitted to show more than one horse if there is a handler for each horse. When accepting awards for a trail class, the rider with

multiple horses will ride one horse into the arena and the other horses are to be led in by a handler, one per each horse. In any saddle class, the rider is not to be changed during the class.

11. An exhibitor may not use any type of electronic, mechanical or similar communication or mechanical device in the show ring while being judged, except for an exhibitor who is hearing impaired and who normally uses a sound enhancing device to achieve normal -hearing.
12. Showing a horse with raw or bleeding sores or raw or bleeding abrasions around the muzzle, nose, chin groove, or jaw is considered an act of abuse. Horses showing signs of undue stress or inhumane treatment must be disqualified from the competition.
13. Soundness. All horses must be serviceably sound for competition purposes. A horse must not show evidence of lameness, or broken wind. Animals with complete loss of sight in either eye may be found serviceably sound at the Judge's discretion.
14. Extremes of temperature or climate conditions, may modify the requirements for attire as specified in various sections of these rules. Competition management will determine the modification and need thereof.
15. In the Paso Fino division, exhibitors must be given no more than one placement per class. Classes will be judged under one of the following procedures;
    a. One judge per class;
    b. Conferring or a panel of judge submitting a single judges placements card; or
    c. A panel of three (3) or five (5) judges issuing placements that are averaged prior to announcing the final placement for the exhibitor(s).
16. Protective headgear is not required in any class in the Paso Fino Division unless stated otherwise within these rules. Use of protective headgear cannot be penalized.

BOD 06/17/2025 Effective 12/01/2025

PF103 Shoeing Regulations

If a horse is shown unshod, hooves will be neatly trimmed to a short natural length, not to exceed four (4) inches. If a horse is shown shod, the length of the hooves is not to exceed four and one half (4 1/2) inches, including shoes. All four (4) feet must be shod with the same type of shoe of the same material, weight, and thickness although front and back hooves may be shod in different sizes. Aluminum shoes and rim shoes are permitted. Each shoe cannot exceed ten (10) ounces. Weighted shoes, trailers, heel caulks, and any style of pads are prohibited. Toe and/or side clips drawn from the shoe are allowed as long as the clips are an integral part of the plate shoe. All horses showing in Classic Fino must be shown shod.

PF104 Type and Conformation

The Paso Fino horse reflects its Spanish heritage through its proud carriage, grace and elegance. Modern care and selective breeding have enhanced its beauty, refinement and well-proportioned conformation that conveys strength and power without extreme muscling.

1. Head: The head should be refined and in good proportion to the body of the horse, neither extremely small nor large with the preferred profile being straight. Eyes are large and well-spaced, very expressive and alert, and should not show excessive white around the edges. Ears are comparatively short, set close and curved inward at the tips. The lips should be firm and the nostrils large and dilatable. Jaws are defined but not extreme. The impression should be of a well-shaped, alert, and intelligent face.
2. Neck: The neck is gracefully arched, medium in length and set on at an angle to allow high carriage, breaking at the poll. The throat latch should be refined and well-defined.
3. Forehand: Shoulders are sloping into the withers with great depth through the heart. Chest is moderate in width. Withers are defined but not pronounced and slope smoothly into the back.
4. Midsection: The midsection is moderate in length with a well-sprung rib cage. The top line should be proportionately shorter than the underline. The back should be strong and muscled. The midsection should join the forehand and the hindquarters so as to give the horse a pleasing, proportioned appearance.

5. Hindquarters: The croup is slightly sloping with rounded hips, broad loins, and strong hocks. The tail is carried gracefully when the horse is in motion.
6. Legs: The legs are straight with refined bones and strong, well defined tendons and broad, long forearms with shorter cannons. The thigh and gaskin are strong and muscled but not exaggerated. Standing slightly under in the rear is acceptable. Pasterns are sloping and medium in length. Bones are straight, sound, and flat, and joints are strong and well defined. Hooves are well rounded, proportionate in size and do not show excessive heel.
7. Mane, Tail and Forelock: Mane, tail, and forelock are as long, full, and luxurious as nature can provide. No artificial additions or alterations are allowed. A bridle path not exceeding 4” is acceptable. Horses under 12 months will not be penalized for having clipped manes or tails.
8. Size: Paso Fino horses are 13 to 15.2 hands with 13.3 to 14.2 being the most typical size with weight ranging from 700 to 1100 pounds. Full size may not be attained until the fifth year.
9. Color: Every equine color can be found, with or without white markings.
10. Disposition: The Paso Fino is an extremely willing horse that truly seems to enjoy human companionship and strives to please. It is spirited and responsive under tack while sensible and gentle at hand.

PF105 Gaits

1. The Paso Fino is born with a gait unique to the breed, and its attitude seems to transmit to the observer that this horse knows its gait is a very special gift that must be executed with style and pride! The gait, being totally natural, does not exhibit the catapulting or exaggerated leg action of man-made gaits; rather the movements are smooth, rhythmic, purposeful, straight, balanced in flexion and synchronous front to rear, resulting in unequaled comfort and smoothness for the rider. The Paso Fino is a graceful, agile and supple equine athlete that uses all four legs with precision and harmony. With its definite but controlled spirit, natural gait and presence, and responsive attitude, the Paso Fino is, indeed, a rare and desirable equine partner.
2. The gait of the Paso Fino horse is an evenly-spaced four-beat lateral gait with each foot contacting the ground independently in a regular sequence at precise intervals creating a rapid, unbroken rhythm. Executed perfectly, the four hoof beats are absolutely even in both cadence and impact. Footfall is in the same sequence as a natural equine walk, i.e., left rear, left fore, right rear, right fore. Propulsion is primarily from the hind limbs and the horse’s motion is absorbed in its back and loins, resulting in unequaled smoothness and comfort for the rider.
3. In all classes, special attention shall be afforded to the rhythmic consistency and smoothness of the Paso gait. While style of execution may vary with horses, any style of execution that reduces smoothness and consistency shall be penalized. In addition, a horse shall be excused for failure to perform any gait prescribed in a class. Any tendency to mix gaits, the loss of even cadence or lack of smoothness, as evidenced by an up and down or side to side movement of the horse’s croup or of the rider, shall be penalized. Horses who fight the bit, flatten their ears or swish their tails shall be penalized.
4. In all qualifying gaits, light contact on the reins is required. Horses requiring undue restraint or “holding” in gait or collection shall be penalized. While the degree of collection required varies from class to class, in no gait should the horse go “strung-out” behind, squat down in the rear, jut out its nose, lug, or work behind the headgear. Exaggerated leg action (excessive fold, over-reaching, unnaturally high front leg action, etc.) is not desirable. The ideal Paso Fino should track straight; however, some slight winging or paddling is acceptable and should be penalized only if it is severe or a result of conformation faults. In all classes and all gaits, the Paso Fino should give the appearance of naturalness and ease combined with a degree of the pride and elegance that is characteristic of the Paso Fino breed.
5. The Paso Fino gait is performed at three forward speeds (Classic Fino, Paso Corto, Paso Largo) and with varying degrees of collection. In all speeds of the gait, the rider should appear virtually motionless in the saddle, and there should be no perceptible up and down motion of the horse’s croup.
6. Qualifying Gaits
   a. Walk—Smooth, steady, evenly-spaced four-beat gait.

1. Collected Walk - Evenly-spaced four-beat gait, cadenced, straight, brisk, animated and rhythmic. This gait is executed with collection, style and brilliance. This gait is called for in the Paso Performance class.
2. Flat Walk - True, evenly-spaced four-beat, flat-footed, smooth gait executed with mild collection. The horse's head carriage is natural and relaxed. This gait is called for in Paso Pleasure, Paso Versatility, Paso Trail, and Paso Western Pleasure classes.

b. Classic Fino— Smooth, steady, evenly-spaced four-beat gait. Extension is absolutely minimum, forward speed is very slow and footfall is extremely rapid. It should be animated, exciting and executed with brilliance and style. Horse must be fully collected and balanced, putting its complete dynamic energy into its carriage and quickness of its footfall. Flexion and extension should be harmonious in all four legs, and the horse must present a picture of symmetry and fluidness of motion. The horse must perform naturally and willingly and any indication that the horse is being excessively restrained or held in gait shall be penalized.

c. Paso Corto— Evenly spaced four-beat gait executed with moderate forward speed and extension. Horse should be smooth, balanced and exhibit symmetry in flexion and stride. Forward speed is ground-covering but unhurried. Movements should be fluid, willing, relaxed, balanced and free--moving. The horse's head carriage is natural and relaxed.
   1. Collected Paso Corto - an evenly-spaced four-beat lateral gait with moderate forward speed and extension. This gait is smooth, supple, cadenced, animated and brilliant, with the horse well-collected, fully balanced, and exhibiting symmetry in flexion and extension. The horse should demonstrate pride, style, elegance and enthusiasm, along with good manners and ready response.
   2. In the Paso Performance class the horse is well-collected, animated, proud and brilliant.
   3. In the Paso Pleasure, Paso Versatility, Paso Trail and Paso Western Pleasure classes collection and carriage are natural and relaxed with slightly more collection required in the Paso Pleasure class.

d. Paso Largo— Forward speed is rapid and the gait is executed with longer extension and faster cadence than the Paso Corto. Extension and flexion must be harmonious with no tendency to become light on the front or strung out behind. A definite change of speed from the Paso Corto must be observed. A significant difference will be rewarded. The even four-beat cadence must be retained. Forward speed varies with the individual horse, since each horse should attain its top speed in harmony with its own natural stride and cadence.
   1. Collected Paso Largo, which is an evenly-spaced four-beat lateral gait. This gait is smooth, balanced, collected, bold and animated, with rapid forward motion. Extension and flexion must be harmonious with no tendency to become "light" on the front or "strung out" behind. The horse should appear eager and willing to move out, and a definite change of speed from the Paso Corto to the Paso Largo must be observed, yet a willingness to reduce speed on command must be demonstrated. All transitions between gaits should be performed evenly and smoothly. An even, four-beat cadence must be maintained, together with style, presence, boldness, and brilliance. Loss of form, cadence, or smoothness due to excessive speed shall be penalized. In this class, the horse should combine style and spirit along with obedience and good manners. The horse should move out willingly, and stand quietly when requested.
   2. In Paso Performance the gait is collected, bold and animated.
   3. In Paso Pleasure and Paso Versatility classes, collection is mild and carriage is natural and relaxed.

e. Lope—True, three-beat gait, slow, cadenced, smooth, straight on both leads, with no tendency to mix gaits. Horse should be balanced going with mild collection.

f. Canter—True, three-beat gait, cadenced, straight on both leads, smooth and unhurried with no tendency to mix gaits. The canter should be executed with collection; the head well-elevated and set.

BOD 06/17/2025 Effective 12/01/2025

SUBCHAPTER PF-2 PASO FINO YOUTH SECTION

PF106 General

1. An exhibitor's age for Youth classes shall be determined by the exhibitor's age on September 1 of the current competition year, and this age shall remain the same throughout the competition year.
   a. If a competition is in progress on September 1, an individual's age at the start of the competition will be maintained throughout the competition.
2. Junior. Junior riders shall be 13-17 years of age.
3. Sub-Junior. Sub-Junior riders shall be 7-12 years of age.
4. Walk-Corto Leadline. Walk-Corto Leadline riders shall be 3-9 years of age.
5. Safety Headgear. All exhibitors 12 years of age and under as determined by the current competition year, including walk-corto leadline riders, are required to wear Safety Headgear at all times while on horseback or driving or while in the driving cart. (GR801)
6. Handling Stallions. A child under thirteen years of age as determined by the current competition year shall not at any time ride, handle or exhibit a colt or stallion on the show grounds during an Association sanctioned show. This rule applies to all classes, point or non-point, specifically including leadline classes. The adult responsible for such a child who violates this rule will be subject to dismissal from the show grounds and forfeiture of any remaining fees.
7. Ineligible for Championship. Riders in the youth classes are not eligible for the championship classes because of riding in the Youth division classes.
8. Youth Championship Classes. Championship classes may be offered for youth riders in any division in which two or more qualifying classes are offered at a given competition. Youth Championship classes may be divided into Junior Youth (13-17 years of age) and Sub-Junior Youth (7-12 years of age) or held as Youth (7-17 years of age). To be eligible for entry into a championship class, a horse/rider combination must have been properly entered, shown, and judged in one of the qualifying classes. To be considered shown and judged, a horse must perform all required gaits both ways of the ring in the original class and must remain in the ring until either placed or excused by the judge(s).
9. A Junior Youth rider may be excused from a class if the rider's horse does not meet the requirements of the class.
10. Suitability. In all youth classes, special attention should be paid to the suitability of the horse for its rider. Horses should not appear unmanageable or too excitable for their riders, nor should they be unwilling to work for their riders. Good disposition is paramount for a youth horse.

PF107 Class Separations

1. Any youth class may be offered as open to all youth or may be divided into age groups as follows: (Exception: International Paso Equitation, see PF119.1)
   a. Divided into Junior Youth (13-17) and into Sub-junior Youth (7-12)
   b. Divided into Junior Youth Level I (13-15), Junior Youth Level II (16-17), Sub-junior Youth Level I (7-9) and Sub-junior Youth Level II (10-12)

PF108 Walk-Corto Leadline

This class is open to children three (3) to nine (9) years of age and to physically or mentally disabled adults or children who are unable to show in other classes. Exhibitors in the Walk-Corto Leadline class shall not cross enter into other classes with exception of the Costume class. Tack and attire will be the same as that for the Paso Pleasure class except riders are required to wear Safety Headgear. See GR801 for the definition of Safety Headgear. No belt or other type implement shall be used to hold a child in the saddle. The horses must enter the ring with the child mounted and an adult holding a leadline attached to a leather or nylon halter worn over the bridle or holding the pisador attached to the bridle. The leadline is for control only if necessary and should remain slack during the class if possible. The child should control the horse. This class is to be judged the same as the

Equitation class except that no dismount/mount or tests will be asked for and the horses will be requested only to perform at a Paso Corto gait and at a walk. All exhibitors shall receive participant ribbons for this class and there shall be no points awarded for riders or horses. In addition, there shall be no point requirement to enter this class in the National Show.

PF109 Paso Equitation

1. The class is to be judged 100% on equitation. Results as shown by the performance of the horse are not to be considered more important than the method used in obtaining them.
2. Basic Position. The rider shall convey the impression of effective and complete control at all times, showing both the horses and the rider to the rider's best advantage. A complete picture of the whole is of major importance.
3. Arm and Hand Position. The arm should hang naturally with the elbows not extending outward beyond a perpendicular line even with the rider's shoulders. The reins shall be held in one of the following manners:
   a. The reins should be held one (1) rein in each hand entering at the bottom below the little finger and extending upward with the bight (excess) of the rein hanging on the off (right) side of the horse.
   b. The rein must pass directly from the bit, between the little and third fingers, the thumb being placed on top. It is important that the third finger holds the edges of the rein in the joints nearest the palm and that the fingers are closed securely but without tension. Bight (excess) of the rein should be on the off (right) side.
   The rider's hands should be held in an easy position, neither perpendicular nor horizontal to the saddle and should show sympathy, adaptability and control. The height the rider's hands are held above the horse's withers is determined by the head carriage of the individual horse. However, extremely high or low hand positions are improper. The rider's hands should not pass over or behind the pommel of saddle. The rider shall make every effort to achieve as straight a line as possible from the elbow through the forearm, hand and rein to the bit. Hands and wrists should be flexible and not held extremely separated.
4. Head Position. The rider's head should be held erect with the chin up. The rider's eyes should look straight forward.
5. Back Position. The rider's back should be straight, but not stiff. The rider's shoulders should be square.
6. Feet and Leg Position. The rider's leg should hang naturally with a slight bend at the knee. The rider's lower leg should be under the rider's body and not flared outward. Flaring of lower leg shall be penalized. The rider's feet should be parallel with the horse's body with the heels slightly lowered (approximately 1 inch). The ball of the rider's foot should rest directly over the stirrup iron with even pressure on the entire iron with heel, hip and point of shoulder in line. The rider's foot position should be natural (neither extremely in nor out).
7. Position in Motion. The rider's position in motion should be natural, coordinated and graceful. The rider should remain almost motionless at all gaits. From the side a straight line should be able to be drawn perpendicular to the ground through the rider's head, shoulder, hip and ankle. The rider's toe should never be more forward than their knee, thereby keeping their center of balance directly above their feet and ankles. The rider's upper arms should fall naturally from the shoulders toward the hip bones and should be flexible, never clutched to the body, extended forward, or spread away from the body. The rider should appear to have a natural flow downward into the saddle and show no side to side movement of upper body. At all gaits the rider should remain in the center of the saddle and not slip back on the -cantle.

PF110 Tests

The rider may be required to perform the following tests:

1. Ride without stirrups at a Paso Corto, maintaining the proper position. The stirrups may be crossed over the pommel of the saddle if so desired.
2. Back their horse smoothly and under control. The horse's mouth should remain closed and horse should not throw its head.

3. Dismount and mount. To dismount, the rider may either step down or slide down. The size of the rider must be taken into consideration. To remount, the rider shall check the curb chain and girth and adjust them if necessary. The rider shall gather the reins in their left hand with gentle pressure. The rider shall stand diagonally facing the front of the horse. The rider shall place their left hand in front of the horse's withers without holding the mane, turn the stirrup toward the rider with their right hand and place their left foot in the stirrup. The rider shall place their right hand either on the far side of the saddle at the waist or on the front arch (pommel), and spring lightly up, straightening both knees. The rider shall ease into the saddle and place their right foot in stirrup without looking down.
4. Perform a figure eight at Paso Corto (see diagram for pattern). The rider shall always turn and face the Judge unless otherwise instructed. The Judge may tell exhibitors whether they prefers large or small diameter circles.
5. Move their horse from Paso Largo to walk on a quiet rein.
6. Answer questions on parts of the horse and tack. See line drawings. Judge must refer to these drawings in asking questions.

PF111 Procedures

1. The exhibitors will enter the ring to the right at a Paso Corto and circle the arena in a counterclockwise manner until asked to reverse or change gait. Entries will space themselves, maintain the same relative position and avoid bunching up. Entries will be penalized for bunching up or for not working on the rail. The sequence of the gait will be Paso Corto, Paso Largo, walk, reverse, and repeat. The reverse will be executed toward the center of the ring. A halt will be called at least once during the Paso Corto. Entries will execute the above class requirements and, in addition, Judges are encouraged to call for at least two (2) of the tests provided above, of the top contestants. Each of the tests is to be performed individually.
   a. Judges must select only from test numbers 2, 5 and/or 6 for Sub-Junior riders. Junior riders may be asked to perform any of the tests.
   b. For the safety of the other entries, Judges are required to excuse any rider who is unable to control their mount.

PF112 Appointments

The tack shall be English type. Schooling tack is not acceptable. The stirrup leathers must not exceed five centimeters (5cm) or two inches (2 in) in width. The stirrups can be metal or leather. Stirrups must be symmetrical in all parts, including the footrest. The attire must be: black leather boots, black trousers with a length that does not surpass the heel of the boot while the rider is mounted, black jacket, and a white or cream hat with black or white ribbon; any other type of hat is prohibited.

BOD 06/17/2025 Effective 12/01/2025

PF113 Classic Fino Youth

Qualifying gaits, procedures and appointments, except for Safety Headgear (GR801), if applicable, are the same as described under the Classic Fino Division.

PF114 Paso Performance Youth

Qualifying gaits, procedures and appointments, except for Safety Headgear (GR801), if applicable, are the same as described under the Paso Performance Division.

PF115 Paso Pleasure Youth

Qualifying gaits, procedures and appointments, except for Safety Headgear (GR801), if applicable, are the same as described under the Paso Pleasure Division.

PF116 Youth Horsemanship

Regional Group shows may offer this class at their discretion. This class shall be judged: 50% on horsemanship of rider, 10% on the suitability of the horse to the rider, and 40% on the performance of the horse. An individual test will be performed by each exhibitor. The course pattern must be posted at least two (2) hours prior to the test.

PF117 Procedures

Exhibitors will enter the ring to the right at a Paso Corto and circle the arena in a counterclockwise manner until asked to reverse or change gait. The entries will space themselves, maintain the same relative position and avoid bunching up. Entries will be penalized for bunching up or for not working on the rail. The sequence of the gait will be Paso Corto, Paso Largo, walk, reverse, and repeat. The reverse will be executed toward the center of the ring. A halt will be called at least once during the Paso Corto. Entries will execute the above class requirements. Horses that do not perform the paso gait will be eliminated after lining up. Judges will line up exhibitors and require exhibitors to perform the chosen tests individually.

Gaits:
Walk: slightly collected and maintained at an even pace with no hesitations
Corto: collected, with sustained cadence and rhythm
Largo: collected, with good transitions to and from corto, sustained cadence and rhythm.

PF118 Tests

1. Stop: The rider should quietly stop the horse and keep the horse still and parallel to the rail.
2. Serpentine: At a corto, the rider will serpentine through cones without touching cones while maintaining gait, cadence, and rhythm.
3. Circles: At a corto, the rider will perform two (2) circles through cones while maintaining gait, cadence, and rhythm.
4. Figure Eights: In a distance of nine (9) feet between two (2) cones with the horse at a corto, the rider will perform the number of figure eights as described in the designated pattern while maintaining gait, cadence and rhythm without touching the cones.
5. Back: The horse shall back four (4) to six (6) steps in a straight line.
6. Sounding Board: At a corto, the rider shall put horse over the sounding board while maintaining gait, cadence and rhythm. The horse should move straight down the center of the board, tracking straight. The rider shall circle at the end of the board and return over the sounding board.

The course shall be posted approximately two (2) hours before the class. Off pattern: a rider will not be disqualified for failure to complete the pattern in the correct sequence but must be placed accordingly.

PF119 International Paso Equitation

The Paso Horse Equitation highlights the style, grace, rhythm of the Paso horse, and the special relationship between the horse and rider. Paso Equitation is the art of effectively and correctly riding a horse using effective aids to achieve the best performance of the horse while maintaining correct posture, seat and balance that enhances the oneness between rider and horse. This event is judged 100% on the international equitation parameters and rules as defined herein.

Results as shown by the performance of the horse are not to be considered more important than the method, skills and aids used in obtaining the best performance of the horse.

1. Class Separation: Classes may be offered as an Open class or can be divided into age groups as follows:
   a. Divided into International Paso Equitation Mini (4-5), International Paso Equitation (6-8), International Paso Equitation (9-11), International Paso Equitation (12-14), International Paso Equitation (15-17)
   b. Divided into International Paso Equitation Mini (4-8), International Paso Equitation (9-12), International Paso Equitation (13-17)
      1. The “mini” category must use a protective riding vest without any posture aids.
      2. In the 4-5 and 6-8 age groups, there should be a minimum of four helpers in the arena for safety, designated by the Technical Committee, and music kept low.
2. Riders Position while the Horse is in Motion: The rider’s position while the horse is in motion should be natural, coordinated and graceful. From the side, a straight line should be able to be drawn perpendicular to the ground through the rider’s head, shoulder and ankle. The center of balance should be kept directly above the feet and ankles. The rider’s upper arms should fall naturally from the shoulders toward the hip bones and should appear flexible, never tight against the body, reaching forward and/ or spread away from the body. The rider should appear relaxed, comfortable and natural. The upper body should not appear to be rocking from side to side. The rider must maintain a centered seat on the saddle and not slip backwards on/over the cantle regardless of the modality/gait of the horse being ridden. The rider should appear to have a natural flow downward into the saddle and the body should not interfere with the movement of the horse.

3. Posture: The rider shall have a balanced, natural and correct position on the horse that promotes the best performance of the horse. The rider shall convey the impression of effective and complete control of the horse at all times, handling the horse in the most appropriate/ effective manner while maintaining a high degree of elegance, style and oneness with the horse.

4. Seat: The rider seat should have a natural flow downward into the saddle so that the torso, pelvis and legs are balanced and symmetrical. The body of the rider should not interfere with the movement and balance of the horse, but it should promote a good performance. The rider should be centered on the saddle and aligned with the horse’s dorsal line. The seat must appear natural and comfortable at all times, highlighting the union with the horse. The seat should never appear rigid or tense.

5. Head: The rider's head must be held straight at all times, with the chin up, looking forward in the direction of travel so as to maintain full control of the horse while in motion.

6. Back: The rider’s back should be straight, but not tense or stiff. The position of the back must look natural and it should not be arched, leaning forward or backward. The rider’s shoulders should be square, but not tense or stiff. From behind, the riders back should be aligned with the horse’s dorsal line.

7. Arm and Hand Position: The arms should hang naturally with the elbows not extending forward, backward or outward beyond a perpendicular line even with the rider’s shoulders. The reins shall be held in one of the following ways (riders twelve (12) years of age and under may use a, b, or c. Riders thirteen (13) and over must use c.):
   a. One rein in each hand entering at the bottom below the little finger and extending upward with the bight (excess) of the rein hanging to the right side of the horse.
   b. The reins must pass directly from the ring of the bit, between the little and ring fingers, with the thumb being placed on top holding down the reins. It is important that the ring finger holds the edges of the rein in the joints (knuckles) nearest to the palm and that the fingers are closed securely, but without tension. The bight (excess) of the rein should hang to the right side of the horse. The rider’s hands should be held in an easy and natural position, horizontal to the saddle, and should convey softness, adaptability and control. The appropriate height the rider’s hands are held above the horse’s withers is determined by the head carriage of the rider’s horse. However, it is improper to maintain hands in an extremely high or low position. The rider must make every effort to achieve as straight of a line as possible from the elbow

through the forearm; from the forearm to the hand; from the hand to the rein; and to the ring of the bit. The hands and wrists should remain flexible and not too far apart from each other.

c. The rider may also hold both reins in one hand. The other hand should take the reins from over or underneath the first hand so that both hands have control of the reins. The reins should be close together with the bight (excess) of the rein always hanging to the right side of the horse.

8. Leg and Feet Position: The rider's leg should hang naturally. The rider's lower leg should be under the rider's body and should not be extended forward or backwards; that is, it should follow a straight line from the knee down to the stirrup. Extending the leg forward, backward or not keeping a straight line from the knee to the stirrup shall be penalized. The rider's feet should be maintained parallel to the horse's body with the heels slightly lower than the toes (approximately one inch). The ball of the rider's foot should rest directly on the stirrup while exerting even pressure on the entire stirrup. The rider's foot position should appear natural and be as parallel as possible to the horse's body. The foot's position should not appear to be forced inwards and/or the toes pointing outwards. Those riders that appear to be forcing the foot position or maintain the toes pointing towards the body of the horse (inwards) or outwards; shall be penalized.

9. Judging Criteria

This class shall be judged: 60% on horsemanship/ riding skills and individual tests, 40% on the equitation posture of the rider as follows:

Handling/ Riding Skills	
Handling of the horse, control, confidence, focus, skills and ability to maintain the horse in gait throughout the class.	30 points
Effective use of aids	10 points
Individual Tests	
Figure Eight (Including Entrance and Halt)	7 points
Back	3 points
Serpentine	5 points
Sounding Board	5 points
Subtotal	60 points
Posture/ Equitation	
Head Position	4 points
Seat	8 points
Back	6 points
Arms and Elbows	6 points
Hands	6 points
Legs	6 points
Feet	4 points
Subtotal	40 points
Grand Total	100 points

a. The individual tests start at the figure eight and ends after completion of the Sounding Board test. The individual test must be completed in its entirety.

b. Participants that don't follow the sequence of the tests shall be penalized with 15 points under the Handling and focus area.
c. In the event that a participant omits or does not complete a test, the participant shall be penalized with up to five points under the Focus area plus five points for each incomplete test.
d. The rider's seat should appear centered on the saddle and aligned with the horse's dorsal line. The seat must appear natural and comfortable at all times highlighting the oneness with the horse. The seat should never appear rigid and/or tense. A seat that does not appear to be natural and uneven/off-center shall be penalized with up to eight points.
e. The rider's foot position should appear natural and be as parallel as possible to the horse's body. The foot's position should not appear to be forced inwards and/ or the toes pointing outwards. The feet position should appear natural. Those rider's that appear to be forcing the foot position, or that maintain the toes pointing towards the body of the horse (inwards) or outwards shall be penalized with up to four points.

10. Class Procedures
    a. All exhibitors must maintain horses at a Corto or Fino while being judged.
    b. Participants shall enter the arena to the right, close to the rail and circle the arena in a counterclockwise manner. Participants should maintain their horses on the rail. The rail should not have any obstacles that may prevent the continuous movement of participants, including personnel and/ or judges. At the discretion of the Judges, the participants will be ordered to complete various circles in one direction until instructed to reverse to be evaluated clockwise. The reverse will be executed toward the center of the ring returning to the rail in the opposite direction. The turn should not exceed an area of three meters. The rider should maintain their horses in gait during the reverse. Judges will observe the rider's skills, focus, handling and ability to maintain the horse in gait during its movement on a straight line as well as during the turns. Participants will then be asked to line up their horses in a predetermined area of the arena where they will wait to be asked to go over the sounding board one by one in both directions and exit to the Holding/ Line up area where they will wait for their individual tests.
    c. Regardless of where the participants start from, participants shall approach the Figure Eight from in between the sounding board and the Figure Eight poles. After completing the Figure Eight and Back, the participants shall exit the figure eight in a straight line from the middle of the two poles and head towards the Serpentine test. After completing the serpentine, the riders will head to the rail in a straight line and proceed to the sounding board. The sounding board test must be completed in both directions. Not performing the tests in the sequence established herein shall be penalized with the corresponding loss of points. Participants must maintain the horses in gait at all times.
    d. Each participant will perform individually in order the following mandatory tests:
        1. Figure Eight
        2. Halt and Back
        3. Serpentine
        4. Sounding Board
    e. Figure Eight. Participants shall execute three Figure 8s around the poles (two in one direction and one in the opposite direction). The start and end of each figure eight will be in the center (midpoint) of the two poles. Participants shall enter the figure eight from in between the sounding board and the first figure eight pole to cross over the midpoint to the second pole and complete two figure eights in one direction, followed by a straight line (towards the entry point) from one pole to the next and then complete one more Figure Eight in that direction. At the completion of the last Figure Eight, participants will halt in between the two poles facing the judges. Participants that turn in circles around one of the poles during the Figure Eight test to show off shall be disqualified in classes over nine years of age. Younger ages shall be penalized. Participants shall be penalized if they enter the Figure Eight incorrectly or, perform more or less than three figure eights in the manner described herein.
        During the Figure Eight test, the Judges will evaluate the softness of the hands on the reins, the use of aids balancing the body on the horse during the turns, and the rider's ability to maintain the horse in gait throughout the test. Participants shall be penalized if the rider opens and widens the position of the hands and arms while turning (except in classes of youth less than 12 years old), using a leading rein on/or

close to the horse's neck, using excessive aids (kicking, slapping the reins, etc.), if their mount veers off track during the turns, or does not maintain gait during the test.

f. Halt and Back. Once the figure eights are completed, participants must halt in the middle of the two Figure Eight poles and back their horses a minimum of four steps and a maximum of six steps. Judges will evaluate the smoothness of the command to halt, the rider's seat (relaxed natural seat, balance, and proper position), the way the rider guides the horse backwards with subtle commands, and in a straight line using even diagonal steps until halting the horse to complete the back. After completing the required back, the participant must come to a full stop and command the horse to move forward with softness, focus and determination. This is accomplished with the use of the proper aids and the rider's balance on the horse. After completing the halt and back, the rider should head in straight line in between the poles towards the serpentine.

g. Serpentine. After completing the "Halt and Back" test, participants must perform a Serpentine in an area designated for such. This test allows the Judges to evaluate the riders' use of aids and the ability to maintain their horses in gait, with cadence and flexibility during the straight lines and turns. The serpentine test consists of alternating straight-line movements and half circles turns. During the half-circle turns, the horse's body should bend toward the center of the circle. During the transition from straight lines to half-circle turns, the horse must not move over the tangent, in zigzag or sinusoid patterns (Refer to diagram below). The serpentine pattern will be marked with three rows of cones to ensure that the test is performed correctly. The use of bright yellow objects is recommended (refer to diagram below).

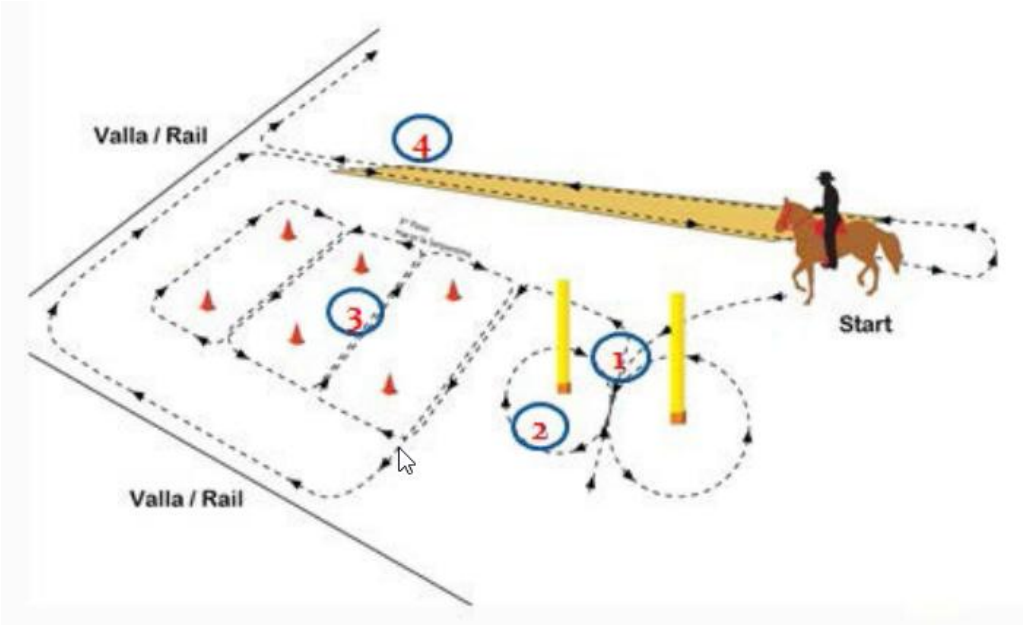

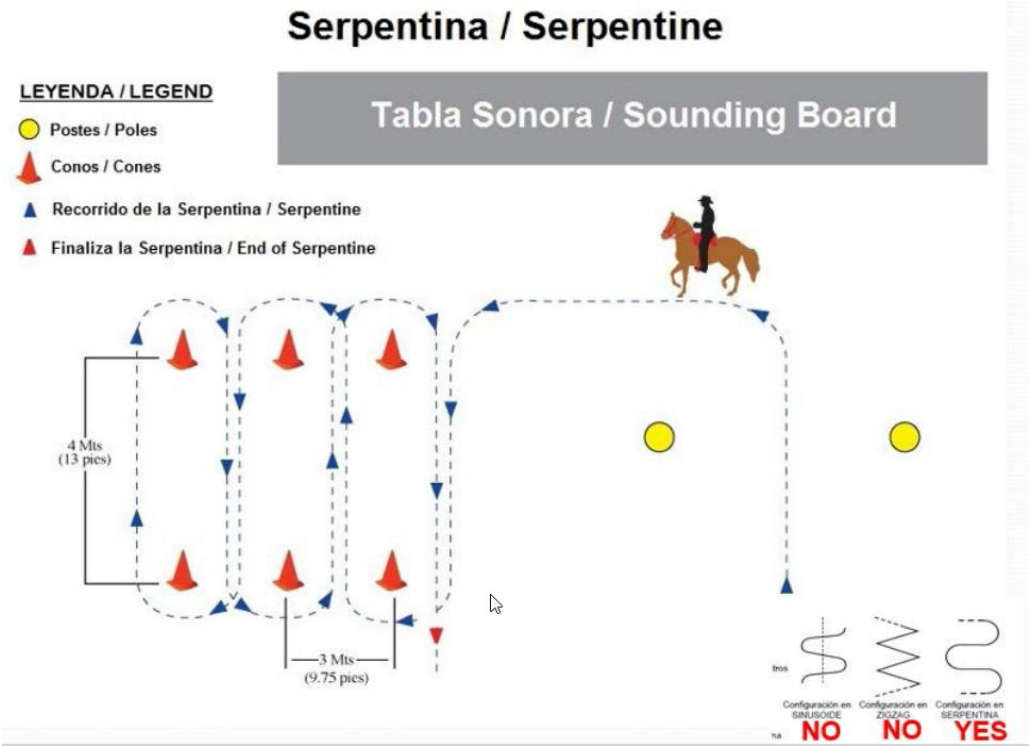

h. Sounding Board. The board shall be placed at ground level. If this is not possible, then there must be access ramps. Once the serpentine test is completed, participants must go over the sounding board in both directions with the horse centered in the middle of the board and straight tracking throughout. Participants must traverse the sounding board in one direction, come off completely (in any direction) and return in the opposite direction. Not performing the test in the manner reference above shall be penalized. The Judges shall evaluate the rider's ability to maintain the horse in gait, the ability to keep the horse in a straight-line trajectory over the sounding board. Participants shall be penalized for not maintaining their horses in gait; or allowing the horse to move sideways (not straight) over the sounding board; or allowing the horse to step off (one leg) the sounding board. Participants in categories of nine years of age and older shall be disqualified for turning on the sounding board or stepping more than one leg off the sounding board. Participants in categories under nine years of age shall be penalized for turning on the sounding board.

i. Additional Test/ Work Offs. Judges may request optional tests/ work offs between two or more participants. These tests shall be randomly selected (from tests 1, 2, 3, 4) through a lottery system prior to the competition and will be performed independently one at a time until the judges are ready to pin the class.
   1. Reverses - Four Calls for Reverse
   2. Parallel Comparison
   3. Circles (three circles around the poles in one direction, reverse towards the pole and three circles around the poles in the opposite direction)
   4. Dismount and Remount (can only be requested for participants 13 years of age and older). Riders must follow the procedure outlined.

j. Dismount/ Remount Procedure.
   1. To dismount, the rider may slide down off the saddle or use the stirrups. The participant's height must be taken into consideration.
   2. Before mounting, the rider must check, and if necessary, readjust the curb chain and the cinch.
   3. The rider should hold the reins in the left hand using little pressure on the reins and stand diagonally by the side of the horse facing front and looking at the horse's withers.
   4. The participant should then place their left hand on the horse's withers while holding on to the mane or the pommel.
   5. Turn the stirrup towards their body using the right hand and put the left foot into the stirrup.

6. Holding the opposite side of the saddle (cantle) or on the front panel (the pommel or the horn) with the right hand, the rider should smoothly lift themselves up to the saddle, straighten both knees and cross the right leg over the seat of the saddle, and then ease down into the seat while placing the right foot into the stirrup without looking down.
7. Judges must take into consideration the training and manners of the horse. A participant may not be penalized for the behavior of the horse during the dismount and remount procedure.

SUBCHAPTER PF-3 BELLAS FORMAS (CONFORMATION) CLASSES

PF120 Class Specifications & Qualifying Gait

The choice of gait is optional, either Classic Fino or Paso Corto, and one form of the gait shall not be given preference over the other.

Both conformation and gait shall be judged in this class. Transmissible faults, such as buck-kneed, calf-kneed, base wide, base narrow, cow hocks, sickle hocks, toe-in, toe-out, offset knees, standing under, camped out in front, too straight behind, etc., shall be counted heavily against breeding stock. A horse with a swayback or fallen crest will be heavily penalized. A horse must be serviceably sound to be considered for placement. Any horse that fails to demonstrate the Paso gait so that the Judge can evaluate shall be disqualified from placement. This class shall be judged: 60% on conformation, 30% on quality and naturalness of gait, and 10% on appearance, grooming, and manners.

PF121 Procedures

1. Entries of any age may be shown with a halter and single or double lead line. If two lines are used, they shall be long and shall be one on either side of the halter; if two lines are used, the horse may be handled by one attendant holding both lines or by two (2) attendants- one holding each line. If one line is used, only one (1) attendant is allowed. No attendants other than those actually holding the lines are allowed. Lines may end in a smooth link chain (minimum width 3/8”) which may be crossed over the nose and/or under the jaw. The horse must demonstrate the Classic Fino or the Paso Corto gait whenever moving. In the lineup, the horse must stand square, not stretched, and remain quiet without undue restraint.
2. Horses shall enter the ring one at a time in the order that show management designates. The horses shall proceed to the right and circle the arena in a counter-clockwise direction on the rail.
3. Quality of gait, that is, smoothness, symmetry of action, harmony of cadence, and naturalness, that is, consistency, absence of undue restraint, will be judged during rail work. After completing one circle, or when instructed by the Ringmaster, the horse will line up in the center of the ring for conformation inspection. The Judge shall penalize a horse if the handler uses their hands on the horse’s leg below the knee to position the hoof in the lineup.
4. Additional work-offs may be required at the Judge’s discretion including the use of the sounding board to exhibit horse’s cadence of gait. The judge is prohibited from requiring a horse to perform the Paso Largo on the sounding board. During work-offs, the horses must remain on the rail except to pass.

PF122 Appointments

1. A horse will be shown in a leather show halter without a bit, nameplate or inscription thereon. The halter will be English or Colombian type leather, flat, rolled, or braided (3/8, 1/2, or 5/8 inch) with a matching stitched or plain nose piece with optional browband not to exceed one (1) inch in width. A matching lead line, or long lines, as described in Section A above is required. A riding crop or whip not exceeding 30” in length including the lash may be carried. No other devices may be used.
2. Attendants will be attired in the official Paso Fino show costume.

PF123 Classes within this Division

Classes within this Division may be separated into one of the following categories:

1. Open Bellas Formas (all ages and all sexes);
2. Yearlings Up to 23 months Bellas Formas (may be open or, if divided, must be divided into Colts, Geldings, and Fillies), and/or Bellas Formas 24 to 35 months (may be open or, if divided, must be divided into Colts, Geldings, and Fillies), and/or Bellas Formas 36 to 48 months (may be open or, if divided, must be divided into Colts, Geldings and Fillies); and/or Bellas Formas 49 months and Older (may be open or, if divided, must be divided into Mares, Geldings and Stallions); or
3. Bellas Formas 49 months and Older (may be open or, if divided, must be divided into Mares, Geldings, and Stallions); and/or Bellas Formas 48 months and younger (may be open or, if divided, must be divided into Colts, Geldings, and Fillies) or further divided as described above.

In a show where Bellas Formas classes are offered by age groups, e.g., 36 to 48 months colts, a younger horse must be shown in the class corresponding to its age group and cannot be shown in a mares, geldings, or stallions class.

SUBCHAPTER PF-4 PERFORMANCE CLASSES (UNDER SADDLE)

PF124 Showing

1. Horses shall be shown at all required gaits both ways of the ring. In all classes except Classic Fino and Costume all horses shall enter the ring at paso corto. Exception: see PF102.6
2. Only one hand may be used on reins when the horse is shown under Western tack and hands must not change except in Trail Classes. Rider may hold romal or end of split reins to keep from swinging.

PF125 Schooling Classes

1. Horse Must be 30 Months No horse may be ridden in a saddle class, whether a Schooling class or regular class, until it is at least thirty (30) months old, based on the actual date of foaling.
2. Schooling Class Sections. Schooling classes may be offered in the Fino, Performance and Pleasure Divisions, including the Amateur Classes. There may be open schooling classes for horses 36 to 60 months old. Alternatively, there may be two Schooling age sections within a Division for: (1) horses that are 36 to 48 months, and (2) horses that are 49 to 60 months. In addition to age sections, classes may also be divided into two sections for: (1) fillies, and (2) colts and geldings; or into three sections for: (1) fillies, (2) colts, and (3) geldings. The horse's age for purposes of determining the appropriate class shall be determined under GR102.1a
3. Crediting of Points. In a show that does not offer Schooling classes, a schooling horse may compete in the regular appropriate class and still retain its schooling status, and any show points awarded to such horses shall be computed and credited as points awarded in the appropriate Schooling class.
4. A schooling horse (36-60 months) must be shown in classes appropriate for its age, with the exception of championships or open classes that have no age restrictions.

BOD 06/17/2025 Effective 12/01/2025

PF126 Junior Riders, Youth and Amateur Classes

1. Riders under the age of thirteen may not ride stallions and/or exhibit a colt or stallion on the competition grounds during a Federation sanctioned competition. This rule applies to all classes, point or not-point, specifically including lead line classes.
2. Youth Classes. Youth classes are offered where the award goes to the rider and not the horse. Youth riders must be seventeen years old or under. Youth classes shall be Junior (ages thirteen to seventeen) and Sub-

Junior (ages seven to twelve). Horses entered in Youth classes may be cross entered in other classes in the same section.

3. Amateur Classes. Horses entered in Amateur classes may be cross entered in other classes in the same section.
4. When horses that are at least thirty (30) months old but no older than sixty (60) months old are shown in Amateur or Youth classes (not including Equitation and Horsemanship), schooling headgear is allowed.
5. Entries in Youth classes in a division are not eligible for Championship classes in that division unless otherwise qualified.

PF127 Tack

1. Bridle
   a. Metal on Nosepiece/Bosal/Cavesson and Alzador/Bargada. A curb chain or curb strap is permitted but shall not be cruelly tight. Bumps, balls, and knots are not allowed in either nose piece or chin pieces in any class. Except for Schooling classes in the Classic Fino and Paso Performance divisions, metal is not permitted in, under, over or attached to the cavesson nosepiece except for necessary buckles. In all Paso Pleasure classes, including schooling classes, metal is not permitted in, under, over or attached to the cavesson nosepieces and headriser, except for necessary buckles.
   b. Metal on bridles and breast straps/breast collars. Flat and/or engraved metal decoration is allowed on browbands, cavesons and/or cheek pieces of bridles as well as on the straps of breast straps/breast plates. No reflective vinyl is allowed on headgear, breast straps, or breastplates.
2. Schooling Headgear. Schooling headgear is defined as a bosal and barbada or alsador attached to the correct bridle for that division. Schooling Headgear is permitted in the following circumstances:
   a. Schooling classes,
   b. 36 to 60 month old horses in Amateur or Open classes that are not Schooling classes or
   c. 36 to 60 month old horses in Youth classes, except Equitation and Horsemanship classes, headgear can be any training headgear not considered cruel or inhumane by the Judge or Show Committee. Bare metal, except for curb chains or parts of buckles, is not allowed. In a schooling class, metal may be used if covered in a nosepiece or under the chin, but it must not be considered cruel or inhumane by the Judge or Show Committee and be sufficiently covered to ensure comfort to the animal.
3. Bits. (All Divisions)
   a. Bits are required in all classes except Schooling Classes or other classes as specified. Bits may be of any humane approved type, curb or snaffle. See Paso Fino Tack Guide.
   There shall be no discrimination against any standard curb bit. A standard curb bit is defined as having a shank with a maximum length overall of 8 1/2". When a curb bit is used a curb strap or curb chain is required and must be at least ½ inch in width. The mouthpiece will consist of a metal bar 5/16" to 3/4" in diameter as measured one inch in from the shank. The bars may be inlaid but must be smooth or latex wrapped. Nothing may protrude above or below the mouthpiece (bar) such as extensions, prongs or rivets designed to intimidate the horse. Rollers attached to the center of the bit are acceptable, and may extend below the bar. Jointed mouthpieces are acceptable and may consist of two or three pieces and may have one or two joints. A three-piece mouthpiece may include a connecting ring of 1 1/4" or less in diameter or a connecting flat bar of 3/8" to 3/4" (measured top to bottom with a maximum length of 2"), which lies flat in the mouth, or a roller or port as described herein. The port must be no higher than 3 1/2" maximum with roller(s) and covers acceptable. Jointed mouthpieces, half-breeds and spade bits are standard. Straight bar bits must have rounded edges or be wrapped. The diameter or thickness of the bar is not to exceed ¾". The width (flat surface) of the bar must not exceed 1". Slip or gag bits, rigid donut mouth- pieces and flat polo mouthpieces are prohibited. Roping bits with both reins connected to a single ring at center of cross bar shall not be used. Reins must be attached to each shank. Any rein design or other device which increases the effective length and thereby the leverage of the shank of a standard curb bit is prohibited. Anything that alters the intended use of the equipment as described in the appointments for a given class is considered to be an artificial appliance. A standard snaffle bit is defined as a center jointed single rounded, unwrapped smooth mouthpiece of 5/16" to 3/4" diameter metal as

measured from ring to 1" in from the ring with a gradual decrease to the center of the snaffle. The rings may be from 2" to 4" outside diameter of either the loose type, eggbutt, dee or center mounted without cheeks. The inside circumference of the ring must be free of rein, curb or headstall attachment hooks. Snaffle bits do not require a curb chain. If a curb strap is used it must be attached below the reins.

b. Shanks cannot exceed eight and a half (8.5) inches. The length of a shank shall be measured in a straight line from the inside of the uppermost part of the headstall slot to the point on the rein ring where the rein would pull from when pressure is applied to the rein.

c. All ports must be less than three and a half (3 1/2) inches in height as measured from the bottom of the mouthpiece to the top of the port or spoon. Measurement will be taken by placing a straight edge at the bottom of the bars to have an accurate line as the “bottom” when measuring the height.

d. All bits with shanks must have a curb strap or curb chain attached and used for leverage. Snaffle bits do not require a curb chain. If used, curb chains and leather straps must be flat and at least 1/2 “ in width and lie flat along the “chin groove” (the part of the jaw behind the bulge of the chin) of the horse. Soft cover and/or wrap may be used on the curb chain. No wire, rawhide, or metal can be used in conjunction with, or as part of, the leather chin strap or curb chain.

e. All mouthpieces must be smooth or latex wrapped. The mouthpiece will consist of a metal bar 5/16” to 3/4” in diameter, as measured 1” from the shank. Flat bar mouthpieces must be measured 1” from shank and will be 5/16” to 3/4” on the upper and lower surface. The width of the flat bar will be no wider than 1.5”. Nothing may protrude below the mouthpiece such as extensions, prongs, or rivets designed to intimidate the horse.

f. Slip or gag bits, rigid donut mouthpieces and flat polo mouthpieces are prohibited. Any rein design or bit shank which increases the effective length and thereby the leverage of the shank of the bit is prohibited.

g. The competition steward may require a rider or riders to dismount and drop their horse’s bits for inspection. Competition officials may select entire classes or individuals in any section for inspection. In championship classes, the steward or judge may inspect bits of the top placing horses at the end of the class. This may be done in the ring or as the horses exit the ring. For safety, riders must dismount and drop the horse(s)’s bit for inspection. Show officials may determine the extent and number of placements to be checked and the location for the inspection.

4. Saddles.

a. Plantation Saddle – Pleasure type saddle allowed in all pleasure classes. If a saddle pad is used, it will be conservative in color and does not necessarily need to conform to the overall shape of the saddle.

b. Galapagos Saddle – Legal in Fino and Performance classes with English type stirrups and leather. Legal in Pleasure classes with Western type stirrup. If saddle pad is used, it will be conservative in color and conform to the shape of the saddle.

c. Side Saddle – Legal in Pleasure classes and Costume class.

d. Forward Seat – Legal only where a jump is required.

5. English Tack.

a. Saddle. In all classes where English tack is designated, saddles may be of any English type. If a saddle pad is used, it will be conservative in color and conform to the shape of the saddle. Stirrups for classes requiring English tack must conform in overall shape to commonly regarded English tack.

b. Bridle. Bridles can be Colombian or English type headstalls, flat, rolled, or braided. Bridles must be leather, goatskin or flat rawhide. Twisted rawhide is allowed in schooling classes only. Goatskin bridles with white or creme colored reins matching the bridles may be used. Cheek pieces may be 3/8 to 5/8 inch with a matching, plain or stitched, cavesson and matching browband. The browband and cavesson nose piece may not exceed one (1) inch in width and must be a minimum of 3/8” wide or in diameter. Dropped nosebands, tie downs, and martingales are prohibited. Headstalls may have a throatlatch with a pisador. The pisador may be rawhide. Throat latches may tie rather than buckle.

c. Reins. Reins may be leather, flat, rolled or braided. Nylon or other natural or man-made fiber reins may be used (hereafter referred to “nylon”). When nylon reins are used, they must be the same color as the headstall or conservative in color. Combination leather/nylon buckle-back reins may be used. Snaps that attach the reins to the bit or bosal may be used except in Equitation and Horsemanship classes. Reins with buckle attachments and without snaps must be used in all Equitation and Horsemanship classes.

6. Western Tack.
   a. In all classes where Western tack is designated, the tack shall consist of a good working stock saddle with horn. If a saddle pad is used, it will be conservative in color and Western type. Western saddles are allowed in those classes requiring Western tack and in pleasure classes if Western tack is used and Western attire is worn. Silver equipment is permitted but must not predominate. The head stall shall be of the Western type customarily used with a stock saddle. Western Pleasure horses under the age 60 months and under may use a snaffle or bosal; horses 61 months and over must use a curb bit. In Paso Pleasure when using Western style tack, Colombian and Western hackamore, mecates, sidepulls, curb, and snaffle bits may be used. Cavessons and nose bands are prohibited. Western Style Breastplates, which may exceed one inch, are permitted. See specific class descriptions and appointments for additional requirements concerning tack.
7. Crops and Spurs.
   a. A riding crop not exceeding thirty (30) inches in length including the lash may be used.
   b. Spurs may not be used in any Paso Fino competition except Blunt spurs may be used in speciality classes.
8. Special Tack, Attire or Considerations.
   a. An individual requiring special show considerations shall submit a request to the show secretary who will note appropriate judges' cards accordingly and inform the steward of same. These special considerations may include the exemption from dismounting and mounting in Paso Pleasure classes. When a dismount/remount is called for during the lineup in any Paso Pleasure class, any exhibitor may request the use of a mounting block to complete the test. Each show will have a mounting block available in center ring which will be provided to an exhibitor upon request.

PF128 Attire and Appointments

1. Official Paso Fino Show Costume. In classes requiring the official Paso Fino show costume, the attire shall be a long sleeved jacket of approximate hip-length, which does not touch the saddle, and full length riding pants or jumpsuit which cover(s) the boots. The jacket and pants or jumpsuit must be conservative in color and may include contrasting trim and/or embroidery. Slightly reflective or non-metallic buttons (such as pearl, glass, or burnished metal), trim, adornments, and/or threading are allowed, so long as they do not predominate the attire. Sequins, glitter, or other similar reflective adornment is not allowed on any part of the Paso Fino show costume. A long sleeve, short sleeve or sleeveless shirt or blouse may be worn under the long sleeve jacket. Male riders shall wear a bow tie, western bow tie or bolo. The exhibitor must wear a felt, leather or suede hat with a round, flat crown and with a flat or slightly rolled brim with a matching or contrasting hatband. There may be small adornments on the hatband, such as metallic buttons or symbols. The whole effect of the exhibitor's costume is to be one of good taste which promotes the horse.
2. Conservative Colors. Conservative colors (including trim) are black, white, darker/muted shades of gray, blue, green, red, brown, and purple. Bright shades of any color (hot pink, lime green, fuchsia, fluorescent orange etc.) are not considered conservative. Reflective stitching and fabric with reflective glitter threads are not considered conservative.
3. Western Attire. In classes requiring Western dress, the rider shall wear a Western type hat, long sleeved Western type shirt, full length trousers, Western boots together with chaps, shotgun chaps or chinks. A jacket or vest is optional. When a long sleeve jacket is worn, the rider may wear a long sleeve, short sleeve, or sleeveless shirt underneath.
4. Safety Headgear. Protective headgear may be worn without penalty in any class. (GR801) In classes that may require a jump (Trail and Versatility), approved protective headgear is required. All riders twelve (12) years of age and under, including walk-corto leadline riders, are required to wear approved protective headgear at all times while on horseback at any competition.

SUBCHAPTER PF-5 CLASSIC FINO DIVISION

PF129 Class Specifications

In this class, horses shall demonstrate the fully collected Classic Fino gait whenever they are being judged. This class shall be judged: 65% on execution and naturalness of the Classic Fino gait; 15% on appearance, conformation and way of going, 10% on manners and 10% on the sounding board when available. If a sounding board is not available, the class shall be judged: 75% on execution and naturalness of the Classic Fino gait, 15% on appearance, conformation and way of going, and 10% on manners. All horses showing in Classic Fino must be shown shod.

PF130 Procedures

Exhibitors will enter the ring to the right on the rail and circle the arena in a counterclockwise manner until instructed to reverse or halt. Horses must work both directions, reverse, halt and proceed in gait and traverse the sounding board when available. Breaking gait on reverses, stops or starts shall be penalized. A figure eight may be requested to demonstrate flexibility, responsiveness, and steadiness of gait, but diminishing circles are not allowed. Only inanimate objects may be used as “posts” for the figure eight as long as they do not present a danger to horse or rider. Judges may call for horses to perform a serpentine at the classic fino as an optional test. Judges may call for horses to work parallel together at the classic fino as an optional test. A solid, ground level, hard surface sounding board 48’ or longer shall be used in this class to clearly exhibit the rhythmic consistency of the horse’s cadence and impact when available. The performance of the horse on the sounding board shall not be given preference over the horse’s work on the rail. During competition, while being judged, exhibitors are not allowed to turn on the sounding board. Backing of horses may be requested. The judge is prohibited from requiring a horse to perform the Paso Largo on the sounding board.

PF131 Appointments

The tack shall be English type. The attire shall be the official Paso Fino show costume.

PF132 Classes within this Division

1. Classic Fino Schooling. Schooling classes may be offered. These classes are to be conducted in exactly the same manner as the Classic Fino classes except that they will be limited to schooling horses. Tack and attire shall be the same as in Classic Fino with the exception of the headgear, which may be schooling headgear. (GR801).
   Schooling classes, if offered, may be separated as follows:
   a. May be open; or
   b. May be divided into Open Schooling 36 to 48 months and Open Schooling 49 to 60 months; or
   c. May be divided into 36 to 48 months Schooling Fillies, 36 to 48 months Schooling Colts and Geldings (or Colts and Geldings may also be separated), 49 to 60 months Schooling Fillies, and 49 to 60 months Schooling Colts and Geldings (or Colts and Geldings may also be separated).
2. Classic Fino. These classes may be separated as follows;
   a. May be Open (includes all ages and all sexes);

b. May be divided into Open Schooling 36 to 48 months and Open Schooling 49 to 60 months; or
   c. Schooling classes may be divided as provided in Section 1 above and Classic Fino divided into Mares, Geldings, and Stallions.
   d. Schooling classes may be divided as provided in Section 1 above and Classic Fino divided into Mares 61 to 84 months, Mares 85 months and over, Geldings 61 to 84 months, Geldings 85 months and over, Stallions 61 to 84 months, Stallions 85 months and over.
   e. Amateur classes may also be offered. They may be Open or divided, as provided in Section 2 above.

f. Amateur Owned and Trained classes may also be offered. They will be open for all age horses. Exhibitor must be an Amateur and horse must not have been trained by a professional for six months. Horse must be owned by exhibitor or their family. This class does not qualify for Amateur Fino Championship.

SUBCHAPTER PF-6 PASO PERFORMANCE DIVISION

PF133 Class Specifications

This class shall be judged: 30% on collected Paso Corto; 30% on collected Paso Largo; 10% on the walk; 10% on appearance, conformation and way of going, 10% on manners; and 10% on sounding board when available. Special attention shall be afforded to brilliance, form, smoothness, and rhythmic consistency of the gaits. If a sounding board is not available, the class shall be judged: 30% on collected Paso Corto; 30% on collected Paso Largo; 10% on the walk; 20% on appearance, conformation and way of going; and 10% on manners.

PF134 Procedures

The exhibitors will enter the ring to the right on the rail at a collected Paso Corto and circle the arena in a counterclockwise manner. The sequence of gaits shall be: collected Paso Corto, collected Paso Largo, to show the marked difference in speed, collected walk, reverse and repeat.

A solid, ground level, continuous hard surface, allowing no more than one-half inch of space between the sounding board 48' or longer shall be used when available. However, the judges may require horses to perform only the Paso Corto gait over the sounding board. The Judge is prohibited from requiring a horse to perform the Paso Largo on the sounding board. Judges may call for a serpentine at a collected Paso Corto and/or a figure eight at a collected Paso Corto as requirements for a work-off of horses in close competition. At a very minimum, a serpentine should consist of half circles with 180 degree turns.

PF135 Appointments

The tack shall be English type. The attire shall be the official Paso Fino show costume.

PF136 Classes within this Division

1. Paso Performance Schooling. Schooling classes may be offered. These classes are to be conducted in exactly the same manner as the Paso Performance classes except that they will be limited to schooling horses. Tack and attire shall be the same as in Paso Performance with the exception of the headgear, which may be schooling headgear. See PF127.2 for the definition of schooling headgear.
   Schooling classes, if offered, may be separated as follows:
   a. May be Open; or
   b. May be divided into Open Schooling 36 to 48 months and Open Schooling 49 to 60 months; or
   c. May be divided into 36 to 48 months Schooling Fillies, 36 to 48 months Schooling Colts and Geldings (or Colts and Geldings may also be separated), 49 to 60 months Schooling Fillies, and 49 to 60 months Schooling Colts and Geldings (or Colts and Geldings may also be separated).
2. Paso Performance. These classes may be separated as follows;
   a. May be Open (includes all ages and all sexes);
   b. May be divided into Open Schooling 36 to 48 months and Open Schooling 49 to 60 months; or
   c. Schooling classes may be divided as provided in Section 1 above and Paso Performance divided into Mares, Geldings, and Stallions; or
   d. Schooling classes may be divided as provided in Section 1 above and Paso Performance divided into Mares 61 to 84 months, Mares 85 months and over, Geldings 61 to 84 months, Geldings 85 months and over, Stallions 61 to 84 months, Stallions 85 months and over.

e. Amateur classes may also be offered. They may be Open or if divided, they must be divided into Mares 61 to 84 months, Mares 85 months and over, Geldings 61 to 84 months, Geldings 85 months and over and Stallions 61 to 84 months, Stallions 85 months and over. Amateur Schooling classes may be offered and may be divided the same as provided in this Section 1 above.
f. Amateur Owned and Trained classes may also be offered. They will be open for all age horses. Exhibitor must be an Amateur and horse must not have been trained by a professional for six months. Horse must be owned by exhibitor or their family.

SUBCHAPTER PF-7 PASO PLEASURE DIVISION

PF137 Class Specifications

1. 1.The horse will be required to flat walk, Paso Corto, Paso Largo, line-up and back. The back should be straight, calm and controlled, and refusal to back will result in the horse being excused from placement. Riders may not ride without stirrups.
2. This class shall be judged: 20% on Paso Corto; 20% on Paso Largo; 20% on flat walk; 5% on back, 25% on manners, conformation, attitude and way of going and 10% on sounding board when available. If a sounding board is not available, the class shall be judged: 20% on collected Paso Corto; 20% on Paso Largo; 20% on flat walk; 5% on back; and 35% on manners, conformation, attitude and way of going.

PF138 Procedures

1. The exhibitors will enter the ring to the right on the rail at a Paso Corto and circle the arena in a counterclockwise manner.
2. The sequence of gaits shall be: Paso Corto, Paso Largo, to demonstrate the marked difference in speed, flat walk, reverse, repeat and traverse the sounding board when available.
3. Each rider shall be asked to demonstrate the back from the line-up. In the back, the horse shall maintain proper head position, show evidence of a good mouth, back in a straight line and be readily responsive. At the judge's discretion, riders may be asked to perform individually; the required test should show the submissive manners, willingness and quiet temperament. Some of the requests may be as follows:
   a. Dismount and remount from the left side, either in the line-up or along the rail, except in Youth Classes. Rider's style of dismount and mount is not to be emphasized; rather, emphasis is placed on the horse's willingness to stand quietly
   b. Perform a serpentine at the Paso Corto gait;
   c. Perform the Paso Corto gait over the sounding board;
   d. Back on the board;
   e. Back on the rail.

Any combination of the above may be used for a work-off. The judge is prohibited from requiring a horse to perform the Paso Largo on the sounding board.

PF139 Appointments

The tack and headgear for the horses must be English or Western as described in PF127 including without limitation a side saddle and leather covered stirrups. A bit is not required. Metal is not permitted in, under, over or attached to the cavesson nosepieces and headrisers, except for necessary buckles. Attire shall be in keeping with the type of tack used. Where Western-style tack is used, riders shall dress as specified under requirements for Western attire described at PF128.3, with the exception that chaps or chinks are optional in this class. Where English-style or Plantation-type tack is used, the rider's attire shall consist of a long sleeved shirt, full-length trousers, tailored jacket or vest, hat and riding boots. When a long sleeve jacket is worn, the rider may wear a long sleeve, short sleeve, or sleeveless shirt underneath. Riders that use English tack cannot wear chaps. Sweater vests are not allowed. A tie is optional. Women riders may wear skirts, culottes, jodhpurs or gaucho

pants that are long enough to cover the knees while seated in a saddle along with knee-high boots. Sequins, and rhinestones or other similar reflective adornment, except glitter and mirrors, may be used as an accent or buttons on a jacket, vest, or hat band, but must not predominate. Reflective adornment is not permitted on shirts or blouses, except functional buttons at the cuffs and the front of the garment. Riders shall not wear any part of their official Paso Fino costume except riders are permitted to wear riding boots, jumpsuit, and pants. If the rider wore tuxedo style pants as part of the official Paso Fino costume, tuxedo style pants are permitted.

PF140 Classes within this Division

1. Paso Pleasure Schooling. Schooling classes may be offered. These classes are to be conducted in exactly the same manner as the Paso Pleasure classes except that they will be limited to schooling horses. Tack and attire shall be the same as in Paso Pleasure with the exception of the headgear, which may be schooling headgear. See PF127.2 for the definition of schooling headgear.
   Schooling classes, if offered, may be separated as follows:
   a. May be Open; or
   b. May be divided into Open Schooling 36 to 48 months and Open Schooling 49 to 60 months; or
   c. May be divided into 36 to 48 months Schooling Fillies, 36 to 48 months Schooling Colts and Geldings (or Colts and Geldings may also be separated), 49 to 60 months Schooling Fillies, and 49 to 60 months Schooling Colts and Geldings (or Colts and Geldings may also be separated).
2. Paso Pleasure. These classes may be separated as follows;
   a. May be Open (includes all ages and all sexes);
   b. May be divided into Open Schooling 36 to 48 months and Open Schooling 49 to 60 months; or
   c. Schooling classes may be divided as provided in Section 1 above and Paso Pleasure divided into Mares, Geldings, and Stallions; or
   d. Schooling classes may be divided as provided in Section 1 above and Paso Pleasure divided into Mares 61 to 84 months, Mares 85 months and over, Geldings 61 to 84 months, Geldings 85 months and over and Stallions 61 to 84 months, Stallions 85 months and over; or
   e. Geldings will be split out from colts at the Grand National Championship; or
   g. Amateur classes may also be offered. They may be Open or, if divided, they must be divided into Mares 61 to 84 months, Mares 85 months and over, Geldings 61 to 84 months, Geldings 85 months and over and Stallions 61 to 84 months, Stallions 85 months and over. Amateur Schooling classes may be offered and may be divided the same as provided in this Section 1 above.
   f. Amateur Owned and Trained classes may also be offered. They will be open for all age horses. Exhibitor must be an Amateur and horse must not have been trained by a professional for six months. Horse must be owned by exhibitor or their family. This class does not qualify for Amateur Pleasure Championship.

SUBCHAPTER PF-8 PASO FINO COUNTRY PLEASURE. (RESTRICTED TO AMATEURS)

PF141 Class Specifications.

1. The Paso Fino Country Pleasure Horse should be a calm, mild-mannered, safe presenting pleasure horse maintaining balance, ease and freedom of movement. It must demonstrate flawless manners. It must be absolutely agreeable to the commands and directions of the rider. It is imperative that the horse give the distinct appearance of being a pleasure to ride with emphasis on the flat walk and smooth transitions. It must at all times work on a very light rein without resistance and, although it should be athletic, may be energetic, and should combine style and spirit. It must at all times demonstrate a quiet, calm and extremely tractable attitude. It must stand quietly and back readily when requested. Horses indicating aggressiveness, over-collection or excessive animation shall be severely penalized.
2. This class is open to amateurs Cross entering in any other class is permitted.

3. This class shall be judged: 20% on flat Walk; 20% on Corto; 20% on Largo; 10% on the back; 10% on appearance and way of going; and 20% on manners. Special attention shall be afforded to form, smoothness, rhythmic constancy of the gaits and tractable attitude.

PF142 Procedures.

The exhibitors will enter the ring to the right of the rail at a Paso Corto, and circle the arena in a counterclockwise manner. Sequence of gaits will be: Paso Corto, Paso Largo, walk, reverse and repeat, then line up. When requested by the Judge, the rider will back the horse out of the line up, dismount from the left side, walk around to the front of the horse checking the headgear and/or bridle appointments, then remount from the right side and return to the line up. Rider's style of dismount and mount is not to be emphasized; rather, emphasis is placed on the horse's willingness to back in a calm controlled manner and to stand quietly. While executing all gaits, entries should space themselves to avoid bunching up and maintain their relative positions on the rail except to pass. When western style tack is used, the rider may use either one or two hands.

PF143 Appointments.

Tack and attire are to be appropriate for Paso Pleasure Class, at all times neat, clean and in good taste. Bits are not required in the Paso Fino Country Pleasure Class. The tack and headgear for the horses may be of any variety that would be appropriate and practical for pleasure riding. Attire shall be in keeping with the type of tack used. Where Western-style tack is used, riders shall dress as specified under requirements for Western attire described in PF128 with the exception that chaps or chinks are optional in this class. Where English-style or Plantation-type tack is used, the rider's attire shall consist of a long sleeved shirt, full-length trousers, tailored jacket or vest, hat and riding boots. When a long sleeve jacket is worn, the rider may wear a long sleeve, short sleeve, or sleeveless shirt underneath. Riders who use English tack cannot wear chaps. Sweater vests are not allowed. A tie is optional. Women riders may wear skirts, culottes, jodhpurs or gaucho pants that are long enough to cover the knees while seated in a saddle along with knee-high boots. Jeans and baseball-style hats are prohibited. Riders shall not wear any part of their official Paso Fino costume except riders are permitted to wear riding boots, jumpsuit, and pants. If the rider wore tuxedo style pants as part of the official Paso Fino costume, tuxedo style pants are permitted. Exhibitors should remember that even though this is a Paso Country Pleasure Class, it is a horse show class and not just a ride for pleasure.

PF144 Classes within this Division

1. Country Pleasure Schooling. A schooling class may be offered. This class is to be conducted in exactly the same manner as the Country Pleasure classes except that the class will be limited to schooling horses age 36 - 60 months, all sexes. Tack and attire shall be the same as in Country Pleasure. Where Western-style tack is used, riders are allowed to use two (2) hands when using schooling type headgear.
2. Country Pleasure. These classes may be separated as follows:
   a. May be Open (includes all ages and sexes).
   b. May be divided into Schooling 36 to 60 months olds all sexes, and 61 months & Older all sexes.
   c. May be divided into Schooling 36 to 60 months all sexes, Country Pleasure Mares 61 months & older, and Country Pleasure Geldings & Stallions 61 months olds & older.
3. If at least two qualifying classes are offered at a given competition, an open Country Pleasure Championship Class may be offered.

SUBCHAPTER PF-9 SPECIALITY CLASSES

These classes are open to all horses regardless of age or sex unless otherwise prohibited in these rules.

PF145 Paso Versatility Class

1. Class Specifications.
   a. In this class, the horse will be asked to demonstrate balance, flexibility, coordination and manners while performing the various gaits, tests, and maneuvers. Manners and willingness are very important. The back must be controlled and smooth. Failure to properly execute the Paso Corto and Paso Largo, demonstrating an evenly-spaced four-beat lateral gait, will automatically disqualify the horse, and it will not be asked to do the individual work out, executing a figure eight maneuver at a Paso Corto and taking the jump from the canter. Failure to take the correct lead in the canter shall be penalized. One refusal to take the jump will cause a lowering of the horses placing within the class. Two refusals to take the jump will automatically disqualify an entry from the class. The figure eight is to be performed at the Paso Corto and should be smooth, consistent in gait, and supple. A jump that is a minimum of eighteen (18) inches and a maximum of two (2) feet will be taken from the canter.
   b. The class shall be judged: 20% on the Paso Corto; 20% on the Paso Largo; 10% on the walk; 10% on the canter; and 40% on back, jump, manners, and figure eight.
2. Procedures. The exhibitors will enter the ring to the right on the rail at a Paso Corto and circle the arena in a counterclockwise manner. The sequence of gaits shall be: Paso Corto, Paso Largo, flat walk, canter, flat walk, reverse and repeat. While executing the walk, riders shall space themselves to avoid bunching up and maintain their relative positions on the rail. In the remaining gaits, exhibitors shall remain on the rail except to pass. Riders shall be asked individually to back, execute a figure eight maneuver at a Paso Corto, and take a jump from the canter.
3. Appointments. The tack and headgear are to be English type, with a bridle and cavesson. No schooling headgear allowed. Forward seat saddles are also allowed. Attire is to be English-style as described in the Paso Pleasure Division (PF139). Safety Headgear is required. (GR801)
4. Class separations. Shall be offered as Open (includes all ages and all sexes) and Amateur.

BOD 06/17/2025 Effective 12/01/2025

PF146 Paso Western Pleasure

1. Class Specifications
   a. In this class, the horse should move in the working cow horse image, while still retaining the air of pride and grace that is typical of the Paso Fino. In all gaits, the horse must be smooth and responsive, and both horse and rider should appear comfortable and relaxed. The horse must work on a very light rein, but some contact should be maintained. Gait transitions should be taken on the first stride, and the horse should maintain its speed and cadence without restraint by the rider. Failure to take the correct lead in the lope shall be penalized.
   b. This class shall be judged: 35% on Paso Corto; 30% on lope; 10% on flat walk; and 25% on manners, attitude, and way of going.
2. Procedures. The exhibitors will enter the ring to the right on the rail at a Paso Corto and circle the arena in a counterclockwise manner. Only one hand may be used on the reins when using a curb bit and hands must not be changed. If hands are changed or if two hands are used with a curb bit, the exhibitor shall be penalized. If the left hand is used with reins, the bight must drape to the left side of the withers. The only exception to this is if long reins or a romal are used. In that case, one hand may be used to carry the excess rein, but the hands must be at least twelve (12) inches apart. All horses being considered for an award are required to back in a straight line. Refusal to back disqualifies a horse from placement.
   The sequence of the gaits shall be: Paso Corto, flat walk, lope, flat walk, reverse, and repeat.
   Riders should space themselves while executing the flat walk to avoid bunching up and maintain their relative positions on the rail. In the Paso Corto and lope, entries shall remain on the rail except to pass.
   The judge may require each rider to dismount and remount in the line-up from the left side. The rider's style of dismount and mount is not to be emphasized; rather, emphasis is placed on the horse's willingness to stand quietly. The judge is prohibited from requiring a horse to perform the Paso Largo on the sounding board. The judge also may require any of the following tests to any or all entries:

a. Demonstrate a straight back for up to 15 feet.
b. Lope and stop either on the rail or on the center.
c. Perform the figure eight at the lope on the correct lead demonstrating a simple change of lead. One or two figure eights may be required. In a simple change of lead, the horse is brought back to the halt and restarted into the lope on the opposite lead from the halt or walk.
d. Perform the Paso Corto gait over the sounding board.

3. Appointments. The tack and attire are to be Western type. Horses 60 months and under may use a snaffle or bosal. Horses 61 months and over must use a curb bit. Australian stock saddles are prohibited but Western saddles made in Australia (with a horn) are allowed. See PF127 concerning Western tack.
4. Class separations. Shall be offered as Open (includes all ages and all sexes) and Amateurs.

PF147 Paso Trail

1. Class Specifications.
   a. This class shall be judged 100% on the obstacle course; there is no rail work. This includes the distance from the beginning of an obstacle to the beginning of the next obstacle.
   b. Entry will be evaluated on willingness, responsiveness, correctness, and general attitude while negotiating through the obstacle course. Obstacles occurring in a natural trail environment only are to be used to break a tie.
   c. Horses are to be penalized for any unnecessary delay while approaching the obstacles. Judges are encouraged to advance on to the next obstacle any horse taking excessive time at an obstacle.
   d. Any horse not properly performing the gait required between the obstacles or any horse that fails to follow the prescribed obstacle or follow the prescribed course of travel through the obstacle should be penalized in the same manner as not completing the obstacle.
   e. Qualifying gaits include: Flat Walk, Paso Corto, Paso Largo. It is not required to use all the qualifying gaits.
2. Procedures.
   a. In this class, each horse shall be asked to negotiate through obstacles. Obstacles are to be negotiated by exhibitors individually with only one horse in the arena at a time.
   b. A drawn course will be provided by show management, reviewed for compliance with required procedures and approved by the judge(s). An exhibitor in this class cannot design or set up the course. The course will show the line of travel through obstacles and the gait required to perform obstacles. Changes or revisions will not be permitted after posting. The course will specify how a horse is to negotiate or travel between obstacles that seems appropriate. The trail pattern must be posted at least two (2) hours prior to the class.
   c. Tests that may be required are: negotiating a gate, carrying an object from one part of the arena to another, riding through water, over logs or simulated brush, riding down into, up and out of a ditch without lunging or jumping, crossing a bridge, backing through obstacles, sidepassing, mounting and dismounting from either side, and performing over any reasonable conditions along the trail. (See WS103.4 for posting requirements.) Any coat or jacket to be put on by the rider must be open in front and not be an item which must be put on over the head. Unnatural obstacles, such as fire extinguisher, perforated plywood in water boxes, or exotic animals should be avoided. After consulting with show management, a sounding board may be used as an obstacle. The judge is prohibited from requiring a horse to perform the Paso Largo on the sounding board.
   d. The course is to include a minimum of six (6) obstacles and a maximum of eight (8) obstacles. (See WS126, as may be amended from time to time, for dimensions of trail obstacles only, does not include section on Unacceptable Obstacles.)
3. Appointments. The tack and type of attire are optional; tack and attire as described for either the Paso Western Pleasure class or the Paso Pleasure class are permitted. Safety Headgear is required if a jump is included in the class. See GR801. Only one hand may be used on the reins except that both hands may be used to negotiate an obstacle.

4. Class separations. Shall be offered as Open (includes all ages and all sexes) and Amateurs. Classes may be run concurrently but judged separately.

PF148 Paso Costume

1. The purpose of this class is to create interest in the Paso Fino Breed by establishing and demonstrating its Latin American or Spanish origin by means of the various costumes for the rider employed in the respective countries of origin, for the diversion and enjoyment of the public. In this class, horses will be required to demonstrate their favorite Paso gait and stand in a line-up on display. They shall be judged: 80% on attractiveness of costuming and appropriateness of same to the horses and the completeness of the costuming idea; 10% on the brilliance of gait and on the carriage of the horse; and 10% on manners of the horse. Points in this class shall be assigned to the rider.
   Riders entering the costume class must be members in good standing of the Association.
   Procedures. Entries must submit a brief statement of approximately 100 words or a maximum of two (2) minutes on the cultural significance of their costume. This will be read as each entrant, one-by-one, enters the ring in their favorite paso gait (Classic Fino, Paso Corto, Paso Largo). Every exhibitor must circle the ring once in a counterclockwise manner and line up head to tail in the center of the ring. An attendant/handler is allowed. Such attendant/handler must be appropriately attired and in keeping with the costume of the rider. The rider's attire will not be offensive or detract from the main purpose of the Class.
2. Appointments. No specific tack for the horse is required, but all should be in keeping with the costume of the rider. Costume of the rider must be Latin American or Spanish related, but no specific country of origin need be identified.

PF149 Paso Pleasure Driving Class

1. General
   a. This class is open to Paso Fino horses thirty-six (36) months of age or older, as determined by the actual date of foaling.
   b. In this class, the horses should combine style and spirit along with obedience and good manners. They should move out willingly and stand quietly when requested. The horses will be required to perform at a walk, Paso Corto and Paso Largo. The gait should be smooth in each speed, evidenced by a lack of an up and down movement of the horse's croup. This class shall be judged: 30% on Paso Corto; 30% on Paso Largo; 10% on walk; 15% on appearance; and 15% on manners.
   c. Carts must reverse by turning to the center of the ring and angling to the opposite side to avoid accidents.
   d. In the walk, the horse should be smooth, alert and graceful. In the Paso Corto, the horse shall move at a moderate rate of speed and the carriage of the horse should be proud, with only mild extension and the gait should be smooth and steady without hopping or breaking of rhythm. In the Paso Largo, the horse shall move more rapidly, and evidence a readily detectable marked difference in speed from the Paso Corto. Excessive speed, however, that might tend to create a safety hazard, may, at the discretion of the Judge, be penalized. The footfall, as always, must remain a four beat lateral gait and pacing and/or trotting will be penalized.
2. Procedures. The exhibitors will enter the ring to the right and circle the arena in a counterclockwise manner until required by the Judge to reverse or change gait. Sequence of the gaits shall be: Paso Corto, Paso Largo, walk, reverse and repeat. All horses being considered for an award are required to back in a straight line.
3. Appointments. The horse is to be shown in light driving harness, bridle (blinkers, overcheck and overcheck bit are optional), and hitched to a two- or four-wheeled vehicle suitable to the horse. Bits may be of the snaffle type, either regular, straight bar or jointed, or liverpooles. Liverpooles may be used "in the half cheek" or one hole only below. The check rein should not interfere with free way of going. The horses forelock may be braided. Sulkies will not be allowed. Definition of a sulky is a two-wheeled vehicle with no place for the driver's feet except in stirrups. A basket will be allowed for the feet. A standard buggy whip will be allowed in this class.

The attire of the driver in the driving class shall be the same as that prescribed for in the Paso Fino Pleasure class. A driving apron may be used. One attendant without a whip is permitted to head each horse during the lineup. Attendants will be neatly attired and a grooms smock is optional. The attendant may uncheck the horse and then must stand back two paces.

Only the driver is permitted in the cart except when a sub-junior is showing the entry, in which case an adult must accompany the sub-junior driver.

SUBCHAPTER PF-10 AMATEUR ADULT EQUITATION

PF150 Paso Equitation

1. The Paso Equitation seat enhances the particular and special style, grace, rhythm and oneness of horse and rider. The class is to be judged 100% on equitation. Results as shown by the performance of the horse are not to be considered more important than the method used in obtaining them. Horses shown in this class will perform the required Paso gaits.
2. See PF109 for rider position.
3. See PF110 for tests
4. Procedures. The exhibitors will enter the ring to the right at a Paso Corto and circle the arena in a counterclockwise manner until asked to reverse or change gait. Entries will space themselves, maintain the same relative position and avoid bunching up. Entries will be penalized for bunching up or for not working on the rail. The sequence of the gait will be Paso Corto, Paso Largo, walk, reverse and repeat. The reverse will be executed toward the center of the ring. A halt will be called at least once during the Paso Corto. Entries will execute the above class requirements and, in addition, judges are encouraged to call for at least two (2) of the tests provided above, of the top contestants. Each of the tests is to be performed individually.
   a. Riders may be asked to perform any of the tests.
   b. For the safety of the other entries, judges are required to excuse any rider who is unable to control their mount.
5. Appointments. The tack shall be English type. Schooling tack is not acceptable. The attire shall be the official Paso Fino show costume.
6. Age requirement. The rider must be considered an Adult for the competition year.

PF151 Amateur Adult Horsemanship

This class shall be judged: 50% on horsemanship of rider, 10% on the suitability of the horse to the rider and 40% on the performance of the horse.

1. Procedures. Exhibitors will enter the ring to the right at a Paso Corto and circle the arena in a counterclockwise manner. The sequence of the gait will be Paso Corto, Paso Largo, Walk, reverse and repeat. The reverse will be executed toward the center of the ring. A halt will be called at least once during the Paso Corto. Entries will execute the above class requirements. Horses that do not perform the Paso Fino gait will be excused after lining up. Judges will line up exhibitors and require exhibitors to perform the chosen tests individually.
2. Gaits.
   a. Walk. Slightly collected and maintained at an even pace with no hesitations.
   b. Corto. Collected, with sustained cadence and rhythm.
   c. Largo. Collected, with good transitions to and from Paso Corto, sustained cadence and rhythm.
3. Tests. The course shall be posted at least two (2) hours prior to the class.
   a. Stop. The rider should quietly stop the horse and keep the horse still and parallel to the rail.
   b. Serpentine. At a Paso Corto, the rider will perform a serpentine through cones without touching cones while maintaining gait, cadence and rhythm.

c. Circles. At a Paso Corto, the rider will perform two circles through cones while maintaining gait, cadence and rhythm.
d. Figure Eights. In a distance of nine feet between two cones with the horse at a Paso Corto, the rider will perform two figure eights while maintaining gait, cadence and rhythm without touching the cones.
e. Back. The horse shall back four to six steps in a straight line.
f. Sounding Board. At a Paso Corto, the rider shall ride the horse over the sounding board while maintaining gait, cadence and rhythm. The horse should move straight down the center of the board, tracking straight. The rider shall circle at the end of the board and return over the sounding board.

4. Off Pattern. A rider will not be disqualified for failure to complete the pattern in the correct sequence, but must be placed accordingly.
5. Appointments. The tack shall be English type. Schooling tack is not acceptable. The attire shall be the official Paso Fino show costume.

PF152 Amateur Adult International Equitation Class

Regional Group shows are permitted to offer this class at their discretion. The class specification, judging criteria, procedures, and appointments will follow the International Paso Equitation Divisions (PF119). Class Separations may be offered as Adult Open 18 & Older.

BOD 6/17/2025 Effective 12/1/2025

SUBCHAPTER PF-11 CHAMPIONSHIP CLASSES

PF153 Championship Classes

1. Eligibility. To be eligible for entry into a Championship class, a horse must have been properly entered, shown and judged in one of the qualifying classes. To be considered shown and judged, a horse must perform all required gaits both ways of the ring in the original class and must remain in the ring until either excused or placed by the judge. An entry disqualified by the judge for any reason may not use that class as a qualifier for the championship class. Entries qualified for Championship classes in Amateur classes must compete in the Amateur Championship classes in that Division, if offered. If Amateur Championship classes are not offered, an entry that qualifies for the Championship class in the Amateur class may compete in the regular Championship class in the Division for which they are qualified. From these entries a Champion, Reserve Champion, Third Champion and Fourth Champion shall be chosen. A fifth place, also called honorable mention, may be awarded in case of disqualification of any of the top four placing champions.
2. Procedures. The championship classes will be conducted in the same manner as the qualifying class. Horses will remain in the ring until excused by the Judge.
3. Classes Offered. Except in an All-Breed Show, Championship classes shall be offered in a division when at least two qualifying classes have been offered at a show.
   If Bellas Formas classes are divided into colts/stallions, geldings, and fillies/mares classes, only the following Bellas Formas championship classes can be offered:
   a. Fillies and Mares All Ages.
   b. Geldings All Ages.
   c. Colts and Stallions All Ages.
   d. In shows where there are only open Bellas Formas classes, there can be only an open championship.
   e. Youth. Entries in a youth class do not qualify that exhibitor for amateur or open championship classes.

SUBCHAPTER PF-12 SHOW CONDUCT

PF154 Concurrent Classes

1. Competition management may choose to hold classes concurrently (one performance, multiple judges, multiple sets of placings) provided both classes are held in accordance with all applicable Federation rules.
2. Competition management may choose to run two separate classes in the arena at the same time provided:
   a. There are no duplicate riders;
   b. The class specifications are the same for both classes;
   c. The combined class size does not exceed 25 horses;
   d. The same judges are adjudicating both classes and turn in separate cards for each class.

PF155 Competitions

1. Federation-PFHA "AB" Sanctioned Shows.
   An All Breed ("AB") show shall have PFHA sponsored classes which are part of an All Breed Federation Regular Member show. The cosponsoring PFHA Regional Group is responsible to make sure that all required paperwork is received by the PFHA office in the required time.
   Federation-PFHA sanctioned shows shall be judged by a Federation-PFHA certified Judge. Federation-PFHA sanctioned shows shall be stewarded by one steward with both Federation and PFHA certification or by one Federation steward and one PFHA steward. In Federation-PFHA sanctioned shows when any PFHA Rule conflicts with a Federation Rule, the Federation Rule will prevail. Thus, even if class specifications differ, Federation Rules will be followed and PFHA points will be recorded for that class.
2. Classification. For the purpose of equalizing competition for High Point awards and Society of Merit awards, and to promote PFHA-Federation All Breed shows, PFHA approved shows shall fall into one of four classifications: All Breed ("AB"), All Paso ("AP"), and Local ("L"). These shows must be sponsored by a recognized Regional Group. These do not include the PFHA National Championship Show.
3. Show Applications
   Initial Application. Before a show date may be sanctioned by the PFHA, and "Reserved," the following must be received by the PFHA Office:
   a. PFHA Form, Application for Approval, signed by the designated person of the sponsoring Regional Group, obtainable from the PFHA office, containing the date of the show, location, and classification (AP, AP/Federation, L, AB/Federation) and contact person, sent to the attention of the PFHA Executive Director. Appropriate show application fees must be submitted.
   b. Approval of Show. Before a show date can be "Approved" by the PFHA Executive Director, the following must be submitted by the contact person or President of the sponsoring Regional Group and received by the PFHA: The names of the Judge(s) and Steward(s) (in writing); and List of Classes
   c. The PFHA must receive the items required under subsections 1 and 2, above, at least sixty (60) days before the scheduled show date; if not received by that date, show fees will be doubled. Notice of show approval or disapproval, signed by the PFHA Executive Director, will be sent to the contact person for the sponsoring Regional Group.
   d. Responsibilities. PFHA Regional Groups shall have full responsibility for promoting and conducting all shows sponsored by such organizations.
4. Show Reports.
   a. Show Summary. A show summary must be submitted for each show by the show secretary listing class number, class name, horse placements, full registered names of horses, registration numbers of horses, exhibitors' names and membership numbers, and current recorded owner(s)' name(s) and/or farm name under which the horses are shown and their membership numbers. All fees due to the PFHA in connection with the show must either (i) accompany this summary or (ii) be sent to the PFHA no later than submission of the summary. See PFHA concerning fees due to the PFHA).
   b. Record Of Points. The sponsoring Regional Group's show secretary shall record the points earned during sponsored shows and forward the same together with the Judge's Cards, roster and show summary by

First Class mail to the PFHA Office, postmarked within fifteen (15) calendar days of the completion of such show. Failure to do so will subject the Regional Group to an appropriate fine and forfeiture of the remainder of the approved shows until compliance with the rule is met. The PFHA shall maintain a record of points awarded for all horses and riders.

c. Fees Due the PFHA. The Regional Group sponsoring the show shall collect all fees and proceeds of each respective "AP" show and maintain a record thereof. The Regional Group also shall pay all incurred show obligations and pay to the PFHA the appropriate fees along with a copy of the accounting of all receipts and expenses due to the PFHA.
d. Committee/Officials Reports. Within thirty (30) days after each approved show, the Show Committee shall file a report on the quality of judging and actions of other show officials on forms provided by the PFHA. This report is to be mailed to the PFHA office. Failure to do so can result in a fine.
e. Penalties. The Regional Group that sponsors a PFHA approved show shall be subject to a penalty or fine for failure to conduct a show in accordance with PFHA rules, for failure to meet show requirements or for failure to file the necessary reports in a timely manner.

PF156 Grand National Championship Show

1. Specifications
   a. Each Grand National Championship show will operate under the rules that were in effect during that show's qualifying year.
   b. Date and Location. The date and location of the Grand National Championship Show are to be selected by the Association Board of Directors. The competition dates must commence within one of the following months: July, August, September or October.
   c. Selection of Judges. The selection of the National Show's judging system shall be made for the next National Show at the January Board of Director's meeting and the judges shall be selected at the Spring Board of Director's meeting. The selection of judges shall be made from a list of qualified judges supplied by the Judges and Stewards Committee. Conferencing of judges shall be allowed if desired by the Board of Directors. However, each judge will individually pre-sent their placements on a judge's card. Each judge shall be a Certified judge of the Association and hold a Federation recorded 'r', Registered 'R', or a Guest Judge card. No judge shall be eligible to judge two (2) consecutive Association National Championship Shows. Those judges selected must be in good standing with the Association at the time of selection and at the time of the Grand National Championship Show. Judges that submit their names for consideration to officiate at the Grand National Championship Show will provide a résumé for the Board of Directors through the Judges and Stewards Committee. Divisional judging may be used for the National Show if approved by the PFHA Board of Directors.
   d. Selection of Stewards. The selection of the Association National Show Stewards shall be voted on by the Board of Directors from a list of names submitted for consideration along with resumes and photos. A minimum of three stewards will be used. All stewards shall be PFHA Senior Certified or USEF recorded (r) or Registered (R) C2 Stewards. At least two stewards must be dually licensed PFHA Senior Certified and USEF C2 Stewards. Those stewards selected must be in good standing with the Association at the time of selection and at the time of the Grand National Championship Show.
   e. Federation Sanctioned. The Association National Championship Show shall be a Federation sanctioned show.
   f. Eligibility. Except as provided in the next sentence, to be eligible for entry and competition in the Association National Championship Show, an entry must have accumulated, in the specific division in which they are entering, a minimum of twenty (20) points in Association sanctioned shows during that show year. The Walk-Corto Leadline class, Paso Costume Class, and the Paso Pleasure Driving Class have no entry requirements.
   g. Hoof Inspection. All horses entered in any classes at the National Show shall have their hoofs inspected before entering the ring by a committee of three appointed by the Show Chairperson, consisting of an impartial farrier, a veterinarian, and a member of the Show Committee. Any evidence that the hooves

have been trimmed too closely, which is a practice called “soring,” shall disqualify the entry for the remainder of the show.

h. Grand National Champions: Grand National Championships will be divided by gender (Stallions, Mares, Geldings) in the Classic Fino, Paso Performance, and Paso Pleasure divisions in both Open and Amateur classes. To be eligible for entry into the Grand National Championship class, a horse must have been properly entered, shown and judged in one of the qualifying classes.

i. The Association National Show shall be an “A” rated USEF licensed competition.

BOD 06/17/2025 Effective 12/01/2025

CHAPTER PH PARADE HORSE AND SADDLE HORSE OR PONY, WESTERN EQUIPMENT DIVISION

SUBCHAPTER PH-1 GENERAL QUALIFICATIONS

PH101 Description

PH102 Gaits

PH103 Appointments

SUBCHAPTER PH-2 JUDGING

PH104 General

PH105 Faults

PH106 Disqualifications

SUBCHAPTER PH-3 PARADE HORSE CLASS SPECIFICATIONS

PH107 Class Routine

SUBCHAPTER PH-4 SADDLE TYPE HORSE AND PONIES, WESTERN EQUIPMENT

PH108 General

PH109 Appointments

PH110 Qualifying Gaits

PH111 Class Specifications

CHAPTER PH PARADE HORSE AND SADDLE HORSE OR PONY, WESTERN EQUIPMENT DIVISION

SUBCHAPTER PH-1 GENERAL QUALIFICATIONS

PH101 Description

1. The Parade Horse must be a beautiful, stylish animal, displaying refinement and personality and presenting eye-appeal of horse and rider. Entries may be of any color or combination of colors, of any breed or combination of breeds, stallions, mares, or geldings. Good manners are essential, both in executing gaits and while lined up in the ring.
2. Horses must be serviceably sound and in good condition. Since beauty is important, blemishes will be considered.
3. Horses must be shown with a full mane, braided if desired and a tail may be set prior to showing. An inconspicuously applied tail switch or top is permitted and a brace may be used. Any kind of tie-down, martingale, draw reins and boots are not permitted.
4. If entries warrant, separate classes for ponies 14.2 hands and under may be offered for junior exhibitors and judged under the same rules.

PH102 Gaits

The Parade Horse will be shown at an animated walk and at a parade gait. The animated walk shall be a graceful, four-beat, straight, brisk movement but not a jog-trot and slow enough to differentiate between the animated walk and the parade gait. The parade gait shall be a true, straight, high-prancing movement - square, collected and balanced with hocks well under, the maximum speed being 5 MPH. It is recommended that a 50’ stretch be marked off and a horse covering it in less than seven seconds be faulted.

PH103 Appointments

1. Equipment and rider must be suitable to the size of the horse.
2. Entries shall be shown under stock saddle with silver, Mexican or other appropriate equipment.
3. Riders shall wear attire which is both colorful and typical of the Old West, of American, Mexican or Spanish origin, consisting of fancy cowboy suit, hat and boots. Spurs, guns, serapes, etc., are optional.
4. Protective headgear is not required in any class in the Parade Horse Division unless stated otherwise within these rules. Use of protective headgear cannot be penalized.

SUBCHAPTER PH-2 JUDGING

PH104 General

Classes will be judged on performance, manners and conformation 75%; appointments of horse and rider 25%. Horses shall enter the ring at a parade gait and shall be shown at both gaits, then reversed at a walk and again be shown at both gaits with martial music wherever possible. It is recommended that entries be asked to halt from both gaits and to walk and Parade alternately to illustrate that they are under complete control.

PH105 Faults

The following shall be considered as faults and shall be penalized: excessive speed, bad manners, switching tail, exaggerated opening of mouth, hard mouth, lugging on bridle and fighting bit, halting or hesitating, zig-zagging or sideways movement, carrying sour ears.

PH106 Disqualifications

The following shall be considered as faults and result in disqualifying entries: Executing other than specified gaits (i.e., slow gait, dressage steps, canter, pace, running walk, etc.); use of tie-downs, martingales, draw reins, boots and other appliances; any artificial change of color or markings other than mane or tail.

SUBCHAPTER PH-3 PARADE HORSE CLASS SPECIFICATIONS

PH107 Class Routine

All Parade classes are to be shown under stock saddle with silver, Mexican or other appropriate equipment. To be shown at an animated walk and the parade gait, speed not to exceed 5 miles per hour. Horse to halt and stand quietly from both the walk and parade gait.

1. PARADE HORSE, OPEN. To be judged on performance, manners and conformation 75%; appointments 25%.
2. PARADE HORSE, AMATEUR. To be ridden by an Amateur. To be judged on manners, performance and conformation 75%; appointments 25%.
3. PARADE HORSE, PALOMINO, SOLID COLOR OTHER THAN PALOMINO. To be judged on performance, manners and conformation 75%; appointments 25%.
4. PARADE HORSE, PINTO. To be judged on performance, manners and conformation 50%; appointments 25% and markings 25%.
5. PARADE HORSE CHAMPIONSHIP. To be eligible horses must be entered, shown and judged in any other class in this division. Nominations are in ( ); horses need not be named until ( ) hours before scheduled time of class, at which time the names and descriptions of entries must be made in writing by owner or their agent. To be judged on performance, manners and conformation 75%; appointments 25%.
6. PARADE PONY. 14.2 hands and under. To be ridden by junior exhibitor. To be judged on manners, performance and conformation 75%; appointments 25%.
7. GOLDEN AMERICAN SADDLEBRED PARADE HORSE. To be eligible, horse must be registered with the American Saddlebred Registry (see American Saddlebred Rule, SB101) and have golden body color with white mane and tail, white markings on the head and tail are acceptable. To be judged on performance, manners and conformation 75%; appointments 25%.

SUBCHAPTER PH-4 SADDLE TYPE HORSE AND PONIES, WESTERN EQUIPMENT

PH108 General

Open to stallions, mares and geldings. Entries shall be animated, well mannered and collected. Colorful appearance of both horse and rider is essential. May be of any color or breed. Entries shall be shown with full mane; braided if desired and a tail may be set prior to showing. An inconspicuously applied tail switch or top is permitted and a brace may be used. Any kind of tie-down, martingale, draw reins and boots are not permitted. Stripping of horses is optional. Horses are to be shown both ways of the ring at all gaits. All Ponies must be ridden by Junior Exhibitors. A judge licensed in the Saddle Horse Division may officiate.

PH109 Appointments

Stock saddle, plain or silver, Mexican or other appropriate equipment. Curb chains are optional. Rider’s attire shall be Western clothing and boots or colorful Parade clothing. (See GR801)

PH110 Qualifying Gaits

1. Animated Walk.
2. Trot: square, high going, collected and balanced with hocks well under. Emphasis on action.
3. Canter: smooth, easy, collected and straight on both leads.

PH111 Class Specifications

In all classes competitors will be asked to show at a walk, trot and canter both ways of the ring.

1. SADDLE TYPE HORSE, WESTERN EQUIPMENT, OPEN, SOLID COLOR, PINTO. To be judged 60% on performance and manners; 40% on conformation and soundness.
2. SADDLE TYPE HORSE WESTERN EQUIPMENT, LADIES, JUNIOR EXHIBITOR. To be judged 60% on performance, manners and suitability for a Lady or Junior; 40% on conformation and soundness.
3. SADDLE TYPE HORSE, WESTERN EQUIPMENT CHAMPIONSHIP. To be eligible, horses must be entered, shown and judged in any other class in this section. To be judged 60% on performance and manners; 40% on conformation and soundness.
4. SADDLE TYPE PONY WESTERN EQUIPMENT, OPEN, 12.2 HANDS AND UNDER, OVER 12.2 HANDS AND NOT EXCEEDING 14.2 HANDS. To be judged 60% on performance and manners; 40% on conformation and soundness.
5. SADDLE TYPE PONY WESTERN EQUIPMENT CHAMPIONSHIP, 12.2 HANDS AND UNDER, OVER 12.2 AND NOT EXCEEDING 14.2 HANDS. To be eligible ponies must be entered, shown and judged in any other class in this section. To be judged 60% on performance and manners and 40% on conformation and soundness.

© USEF 2026

CHAPTER RD ROADSTER DIVISION

SUBCHAPTER RD-1 GENERAL QUALIFICATIONS

RD101 Eligibility

RD102 Type and Conformation

RD103 Soundness and Welfare

RD104 Gait Requirements

SUBCHAPTER RD-2 SHOWING PROCEDURES

RD105 General

RD106 Appointments Classes

RD107 Appointments

RD108 Division of Classes

SUBCHAPTER RD-3 CLASS SPECIFICATIONS

RD109 General

RD110 Roadster Horse to Bike

RD111 Pairs

RD112 Roadster Horse Under Saddle

RD113 Roadster Horse to Wagon

RD114 Roadster Ponies

© USEF 2026

CHAPTER RD ROADSTER DIVISION

SUBCHAPTER RD-1 GENERAL QUALIFICATIONS

RD101 Eligibility

1. Roadster Horses: In order to compete all horses must be a Standardbred or Standardbred type. Roadster Ponies are not permitted to compete in Roadster Horse classes.
   a. All horses competing in Federation Licensed Competitions must be properly identified and must obtain a Roadster Horse Identification number from the American Road Horse and Pony Association (ARHPA). An ARHPA Roadster Horse ID number for each horse must be entered on all entry forms for licensed competitions.
   b. Only one unique ARHPA Roadster Horse ID Number will be issued per horse. This unique ID number must subsequently remain with the horse throughout its career. Anyone knowingly applying for a duplicate ID Number for an individual horse may be subject to disciplinary action.
   c. The Federation and/or ARHPA as applicable must be notified of any change of ownership and/or competition name of the horse. Owners are requested to notify the Federation and/or ARHPA as applicable of corrections to previously submitted information, e.g., names, addresses, breed registration, pedigree, or markings.
   d. The ARHPA Roadster Horse ID application is available from the ARHPA or the Federation office, or it can be downloaded from the ARHPA or Federation website or completed in the competition office. Competition management is responsible for notifying exhibitors of this requirement in their prize list. Roadster Ponies: Registration is not required for ponies competing in the Roadster division. Ponies may not be shown in a performance class unless the owner possesses a current Measurement Card or valid Measurement Form issued by the Federation (see GR502). Exception: A Federation measurement card or form is not required for entry into Lite classes restricted by the height of the horse or pony. However, horses and ponies must be within the correct height range when competing in classes restricted by height.
2. All Roadster Ponies must be re-measured and issued new measurement cards prior to competing in licensed competitions for the year 2004 and beyond.
3. Membership Requirements.
   a. Owners and trainers of roadster ponies participating at Federation Licensed Competitions in the Roadster Division must be current members in good standing with either the American Road Horse and Pony Association or the American Hackney Horse Society.
   b. Owners, riders, drivers, and trainers of horses participating at Federation Licensed Competitions in the Roadster Division must be current members in good standing with the American Road Horse and Pony Association.
   c. Originals or copies of the above listed membership cards must be provided to the competition unless at its discretion the membership can be confirmed electronically with either the AHHS or the ARHPA office.
   d. Lessees are considered owners in connection with these membership requirements. In the event of an entry under multiple ownership, only one owner need be a member of the required organization.

RD102 Type and Conformation

1. The Roadster should be attractive in appearance, balanced in conformation, and must have manners which make a safe risk in the ring.
2. The roadster horse should have the look of a refined race horse. The roadster should have a refined head with a broad forehead, large nostrils and shallow mouth. It should have smart well placed ears and a fine throat latch. Neck is fine but muscular and show depth through the chest. The roadster should be a good full made horse with refined solid legs, powerful shoulder and hindquarters. The roadster should have a full mane and tail and may be of any color. Tail should be carried outright while performing.

3. There are three types of Roadsters for competition-those suitable for bike, under saddle, and road wagon. Occasionally there are horses or ponies that are suitable for all purposes.
   a. Bike: Roadsters in the Bike sections are able to strongly perform three distinct speeds at the trot while maintaining their form and have the look of a refined race horse or pony.
   b. Under Saddle: Horses competing under saddle should be pretty and have the natural ability to carry their head high.
   c. Wagon: Usually the Wagon Roadster will have more scale and height than the Bike Roadster. Roadsters in the Wagon sections must have the strength to comfortably pull a wagon without losing form. Typical Roadsters in the Wagon sections are good looking horses or ponies that complement the appointments of the wagons.

RD103 Soundness and Welfare

1. Horses and ponies must be serviceably sound.
2. Shoeing- to be directed to improving the comfort, balance, and soundness of the horse. Labored way of going due to shoeing to be penalized.
   a. Pads and wedges- are permitted to protect the feet and limbs from the impact of the horse's natural gait, and maintain the integrity of the hoof wall.
   b. Bands- protective hoof bands are permitted to protect the integrity of the hoof and prevent the loss of a shoe resulting in trauma to the hoof.
3. No horse may compete in a class in the Roadster Division with any chemical or other irritant of any kind present to alter the horse's tail carriage.
4. Horses showing signs of inhumane treatment will be eliminated from competition. See GR838.

RD104 Gait Requirements

1. The principal gait assignment for Roadsters is the trot. They shall be asked to trot at three different speeds; the jog-trot, the Road Gait, and then at full speed. At all speeds they should work in form; that is their chins set and their legs working beneath them, going collectedly. At the trot a horse whose action features folding of the knees, flexing of hocks, with straight true action of front legs and with hocks carried close together and with motions coordinated, is executing a balanced trot. Long sprawling action in front, dragging or trailing hind legs and straddle gaited action behind makes a balanced trot impossible.
2. Animation, brilliance, and competition ring presence should characterize the Roadster in working at a jog-trot or Road Gait.
3. When asked to drive on, the horse must show speed and go in form.
4. Labored way of going, pacey gaited or mixey gaited horses that pace and rack the turns or break and run on the turns shall be penalized.
5. Judges must emphasize that Roadsters are to be shown at three distinct speeds. Exhibitors executing gaits not called for must be penalized.

SUBCHAPTER RD-2 SHOWING PROCEDURES

RD105 General

1. Roadsters must enter the ring clockwise at a jog-trot then show at the Road Gait; turn counter clockwise at the jog-trot, show at the Road Gait and then trot at speed. Judges must emphasize that Roadsters are to be shown at three distinct speeds.
2. In Roadster horse and pony performance classes when the judge calls for the line up, exhibitors must continue in a counter-clockwise direction to bring their entries to the line up. Judge(s) shall penalize entries that do not comply.

3. It is very important to emphasize that Roadster horses/ponies must trot solidly down the straight away as well as around the turns. Horses/ponies must be shown on the rail at all times except when passing and should go to the far end of every corner without side reining; should be light mouthed, capable of being taken up at any time, and stand well when being judged in the center of the ring. Any horse/pony not in compliance, that is determined by the judge (s) to be a safety risk must be excused.
4. Any driver, rider, horse or pony in the Roadster division exhibiting inappropriate or dangerous behavior or whose actions would in any way threaten the safety of any other exhibitor, their entries, or the safety of class officials must be immediately eliminated from the class by the judge. When eliminating a driver, rider, horse, or pony due to inappropriate or dangerous behavior, the judge must call the class to a stop and excuse the relevant driver, rider, horse, or pony from the ring. Once the eliminated driver, rider, horse, or pony has exited the ring, the judge may resume the class. When showing a Roadster to Bike or Wagon, the driver must sit on the inside of the seat and hold the bight end of the reins in hand. When showing to the bike, both feet must remain in the stirrups while showing, except for while standing in the lineup. Any driver who fails to comply with the above will be considered to be exhibiting dangerous behavior as described above and must immediately be eliminated from the class by the judge. It is the judge's responsibility to ensure that safety requirements are followed at all times.
5. In Roadster horse and pony classes, performance at all three gaits must be judged. In the event of a workout, it will be judged as a separate class and horses/ponies must be tied for placings being considered in that workout. Workouts may be called for by the judge(s) for any or all placings. All horses/ponies chosen for a workout must be worked both ways of the ring at all gaits listed in the class specifications. An exhibitor choosing to not complete the workout for any reason, including broken tack, a horse/pony becomes uncheck, loss of shoe, or concern for the welfare of the horse/pony, has the option of lining up and receiving the last ribbon awarded in the workout. If two or more horses/ponies retire from a workout, these entries will be placed in reverse order of retirement. In the event of a simultaneous withdrawal of a workout, the placings will go to the fall of the cards. An exhibitor is entitled to request only one five-minute time out per class, including workout. (See GR833).
6. When Roadsters are lined up, no attendant is permitted and driver shall not leave their vehicle except for necessary adjustments. The driver may, however, uncheck and stand at horse's head when left in the center of the ring while a part of the class is on the rail for a workout. In Amateur and Youth Road Horse classes, attendants are permitted in the lineup. The horse must remain checked, and the check must not be adjusted. Attendants are permitted to hold the horse, except when the judge(s) walks to the horse in the lineup. During a workout the attendant may uncheck and hold the entry. When the workout is over the horse must be rechecked. The attendant must take no action that would affect the performance of any animal.
7. An exhibitor is entitled to request only one time-out per class. (See GR833).
8. Championships. Championship classes are judged in the same manner as the qualifying classes. Saddle classes do not qualify a horse for Bike or Wagon Championships. Wagon classes will qualify for a Bike Stake if a Wagon Stake is not offered. In Amateur Championships, to bike or wagon, if qualifying classes are offered the horse must have been qualified by an Amateur in one other Amateur Bike or Wagon Class. Exception: Lady Amateurs may qualify for the Amateur Championship if they enter and show in a Ladies bike or wagon class.
9. In the Roadster Division a class is considered completed when the class has been judged according to the rules and the judges have turned in their cards. In qualifying classes the judge's cards must be turned in before an entry is qualified to show in the Championship class.

RD106 Appointments Classes

1. Entries shall be shown to a Road Wagon. They shall be well mannered with extreme brilliance, style, and ring presence. Outstanding conformation and quality are required. A bold and classy trot with action is to be shown at all gaits when requested. Entries should be well broken and mannered when lined up for judging.
2. Required appointments will include the following items: rasp, scrapper, hoof pick, screwdriver, farrier's knife, farrier's hammer, knife, goggles, matches, washers, spool wire, wrench, wire pliers, nippers, punch, oil can,

horse shoes, horse shoe nails, blanket pins, whisk broom, flask, cooler, halter, rain coat/cover, curry comb, brush, lead strap, clock, and light. Protective headgear may be worn without penalty. (See GR801)

RD107 Appointments

1. Harness.
   a. Blinkers of square pattern, snaffle bit and attached overcheck-rein (check bit optional); breast collar with straight-flaps, with traces made round with flat ends; (for pairs, collars of the English pattern are used); martingale are required. Breechings must be used in all Wagon classes.Protective boots on front feet are allowed.
   b. In Roadster Horse/Pony to Bike and Roadster Horse/Pony to Wagon classes the overcheck must remain attached to the water hook until class is tied. In the event that the check breaks or comes off, the entry must use a timeout in accordance with GR833 to reattach the check. If the check breaks or comes off a second time the horse/pony must not be allowed to continue performing unchecked and must be excused from the ring by the judge(s). If a horse/pony is excused under these circumstances they will be qualified for the championship in accordance with GR809.3.
2. Vehicles. Roadster horse and Roadster ponies must be shown to a bike, road wagon, or buggy of Caffrey style. All vehicles should be of good appearance and stability. Horse bikes must be a standard size of at least 44” wide with a double seat of a minimum of 28”. Pony bikes must be a standard size of at least 40” wide with a double seat of a minimum of 20”. If the judge deems the vehicle to be unsafe, the entry must be excused from the ring by the judge(s). If the entry is excused under these circumstances they will be qualified for the championship in accordance with the procedure outlined in GR809.3 Performance Championships. In order to compete in the championship, the vehicle must be compliant with the rules.
3. Attire.
   a. In Bike or Under Saddle classes, exhibitor shall wear Roadster Silks, cap (or protective headgear, see RD107.4) and jacket to match. Exhibitor numbers must be on the driver’s/rider’s back.
   b. In Road Wagon classes exhibitors shall wear a business suit with a hat of choice. The exhibitor’s number must be worn on the back of the driver.
   c. Electronic communication devices used for purposes of coaching, etc., between competitors and individuals outside the ring shall be prohibited in all classes in the Roadster Division.
      1. Exhibitors with a permanent hearing impairment are permitted to use an electronic communication device upon submission of a written certification from a treating medical professional‘s office certifying the permanent hearing impairment and certifying the requirement of an electronic communication device. The medical certification must be provided to the competition Steward within a reasonable time prior to competing who shall attach a copy to the Steward report.
   d. An exhibitor with a disability (other than hearing) will be provided reasonable accommodation upon submission of a written certification from a treating medical professional‘s office certifying the disability and identifying the accommodation necessary for the exhibitor to compete safely. The medical certification must be provided to the competition Steward within a reasonable time prior to competing who shall attach a copy to the Steward report.
4. Protective headgear is not required in any class in the Roadster Division unless stated otherwise within these rules. Use of protective headgear cannot be penalized. Except as may otherwise be mandated by local law, protective headgear is strongly recommended for everyone showing in any class in the Roadster Division as outlined in GR801.1. Except as may otherwise be mandated by local law, while riding or driving anywhere on the competition grounds, all juniors riding or driving in Roadster to Bike or Roadster Under Saddle classes must wear properly fitting protective headgear, as specified in GR801. Harness must be secured and properly fitted. A matching cover may be worn over the protective headgear or the protective headgear may be painted in matching Roadster Silks.
5. Horses and ponies shall not be shown in/with artificial appliances. Exception: Artificial appliances listed within the RD Chapter as acceptable.
6. Shackles, draw reins, kicking strap, German martingale, or other training devices are prohibited in the competition ring.

7. The use of leather straps without appendages of any kind are permitted as action devices in warm up areas on the competition grounds during or before a competition. Rubber or elastic exercising devices attached with a fixed ring on a plain leather strap are permitted. A wool or fleece protective covering is permitted. The use of elastic straps/devices attached to any part of the harness/bridle is prohibited. See also GR838. The use of chains or rollers as action devices on the competition grounds during or before a competition is prohibited.
8. Inconspicuously applied hair in the tail is permitted.

RD108 Division of Classes

1. If there are more than ten(10) entries in any Road Horse class it must be split. (Exception: Road Horses under saddle class must be split if there are more than 12 entries.)
2. If there are more than 15 entries in any Road Pony class, it must be split. It is recommended that the class be divided into separate sections by selecting every other number on the list of entries with separate prize money.
3. It is recommended that classes for junior exhibitors be divided by age of driver and a Junior Exhibitor Championship be offered.
4. Exhibitors who fail to officially scratch an entry from a class two hours prior to the start of a session that is subsequently divided will be fined an amount not to exceed $100 per horse per class payable to the competition. Notification of intent to divide must be made to exhibitors one hour prior to the start of the session. The division of entries must be posted in the competition office and announced over the public address system or listed in the program.
5. Total prize money may be divided and the notification of the division must be publicly announced at least one hour prior to the start of the session.

SUBCHAPTER RD-3 CLASS SPECIFICATIONS

RD109 General

1. Stallions are prohibited in Ladies, Youth, and Junior Exhibitor classes. Classes may be divided according to sex.
2. In Roadster Horse classes, if no Youth Amateur qualifying classes are offered, then youth amateurs 15 years of age or older may enter Amateur, Open, Ladies, or Gentlemen's qualifying classes . If no Youth Amateur championship class is offered, then youth amateurs 15 years of age or older may enter the Amateur Championship. Youth Amateurs 15 years of age or older may only compete in Open Championship classes if no other championship is offered at that particular competition. The use of protective headgear is required of Youth Amateurs in these classes. (See GR801.1 regarding protective headgear.)
3. In Roadster Pony classes, if no Junior Exhibitor Championship is offered at the competition, ponies shown in Junior Exhibitor classes are eligible for the Amateur Championship. If an Amateur Championship is not offered, ponies shown in junior exhibitor classes are eligible for the Open Championship. Junior Exhibitors are allowed to show in Open Roadster Pony to Wagon classes and amateur or open Roadster Pony to Bike classes if Junior Exhibitor or Amateur classes are not offered. The use of protective head gear is required by Junior Exhibitors in these classes.
4. A maiden/novice/limit Roadster is a horse or pony that has not won one/three/six first place ribbons respectively at any federation licensed or non-federation competitions. Ribbons won within one section of the Roadster division do not count in the reckoning of Maiden, Novice, or Limit status if the animal competes in a different section (e.g. Bike to Wagon, Saddle to Bike, etc.).
5. An Amateur/Youth Novice driver and an Amateur/Youth Limit driver is a driver that has not won three first place ribbons for novice and six first place ribbons for limit respectively at any federation licensed or non-federation licensed competitions. Ribbons won within one section of the Roadster division do not count in the reckoning of Novice, and Limit Driver status if the driver competes in a different section.

RD110 Roadster Horse to Bike

1. OPEN OR OPEN CHAMPIONSHIP. To be shown first at a jog-trot and road gait, then reversed and shown at a jog-trot, road gait, and then at speed. To be judged on performance, speed, quality, and manners.
2. AMATEUR OR AMATEUR CHAMPIONSHIP. To be shown first at a jog-trot and road gait, then reversed and shown at a jog-trot, road gait, and then at speed. To be judged on manners, performance, speed, and quality.
3. AMATEUR/YOUTH NOVICE/LIMIT DRIVER: To be shown first at a jog-trot and road gait, then reversed and show at a jog-trot, road gait and then at speed. To be judged, on manner, performance, speed and quality. Classes containing more than 10 entries will be split. See RD109.5
4. LADIES OR LADIES CHAMPIONSHIP. To be shown first at a jog-trot and road gait, then reversed and shown at a jog-trot, road gait, and then at speed. To be judged on manners, performance, quality, and speed. Suitable for and driven by a Lady.
5. YOUTH AMATEUR. Manners for the horse will be emphasized as a major requirement to ensure safety. Judges must immediately excuse any horse that acts as if it may be more horse than the driver can handle. Protective headgear is required. See GR801.1. Age of the exhibitor will be 15-21. Classes containing more than 10 entries will be split. Attendants will be allowed for these classes. To be shown first at a jog-trot and road gait, then reversed and shown at a jog-trot, road gait, and then at speed. To be judged on manners, performance, quality, and speed.
6. YOUTH CHAMPIONSHIP. To be eligible horses must have been entered shown and judged in a qualifying Youth class. Manners for the horse will be emphasized as a major requirement to ensure safety. Judges must immediately excuse any horse that acts as if it may be more horse than the driver can handle. Protective headgear is required. See GR801.1. Age of the exhibitor will be 15-21. Classes containing more than 10 entries will be split. Attendants will be allowed for these classes. To be shown first at a jog-trot and road gait, then reversed and shown at a jog-trot, road gait, and then at speed. To be judged on manners, performance, quality, and speed.
7. MAIDEN/NOVICE/LIMIT. (See RD109.4) To be shown first at a jog-trot and road gait, then reversed and shown at a jog-trot, road gait and then at speed. To be judged on performance, speed, quality, and manners.

RD111 Pairs

To be shown to Wagon first at a jog-trot, and road gait, then reversed and shown at a jog-trot, road gait, and then at speed. To be judged on performance, speed, quality, manners, style, and appointments.

RD112 Roadster Horse Under Saddle

1. To be shown under English saddle, running martingale, open bridle with snaffle bit, single or double rein. Protective boots are allowed on front feet.
2. Rider to wear Roadster Silks, jacket and cap to match. Protective headgear is required for riders 15-21 years of age.
3. YOUTH AND YOUTH CHAMPIONSHIP. Riders to be 15-21 years of age. To be shown first at a jog-trot and road gait, then reversed and shown at a jog-trot, road gait, and then at speed. Attendants will be allowed for these classes. To be judged on manners, performance, quality, and speed. Manners for the horse will be emphasized as a major requirement to ensure safety. Judges must immediately excuse any horse that acts if it may be more horse than the rider can handle. Protective headgear is required. See GR801.1.
4. OPEN OR OPEN CHAMPIONSHIP. To be shown first at a jog-trot and road gait, then reversed and shown at a jog-trot, road gait, and then at speed. To be judged on performance, speed, quality, and manners.
5. AMATEUR OR AMATEUR CHAMPIONSHIP. To be shown first at a jog-trot, road gait, then reversed and shown at a jog-trot, road gait, and then at speed. To be judged on manners, performance, speed, and quality.
6. ROADSTER UNDER SADDLE CHAMPIONSHIP. To be eligible horses must be entered, shown and judged in any other Roadster Under Saddle class in this section. To be shown first at jog-trot and road gait, then reversed and shown at a jog-trot, road gait, and then at speed. To be judged on performance, speed, quality, and manners.

RD113 Roadster Horse to Wagon

1. OPEN OR OPEN CHAMPIONSHIP. To be shown first at a jog-trot and road gait, then reversed and shown at a jog-trot, road gait, and then at speed. To be judged on performance, speed, quality, and manners.
2. AMATEUR OR AMATEUR CHAMPIONSHIP. To be shown first at a jog-trot and road gait, then reversed and shown at a jog-trot, road gait, and then at speed. To be judged on manners, performance, speed, and quality.
3. APPOINTMENT CLASS (OPEN, AMATEUR, OPEN CHAMPIONSHIP, OR AMATEUR CHAMPIONSHIP). To be shown first at a jog-trot and road gait, then reversed and shown at a jog-trot, road gait, and then at speed. To be judged on manners, performance, speed, and quality. Required appointments will include the following items: rasp, scrapper, hoof pick, screwdriver, farrier's knife, farrier's hammer, knife, goggles, matches, washers, spool wire, wrench, wire pliers, nippers, punch, oil can, horse shoes, horse shoe nails, blanket pins, whisk broom, flask, cooler, halter, rain coat/cover, curry comb, brush, lead strap, clock, and light.

RD114 Roadster Ponies

1. Classes for Roadster ponies to Bike are restricted to ponies 13 hands (52" and under). If entries warrant two sections may be offered: a) Roadster Ponies to Bike 50" and under; b) Roadster Ponies to Bike over 50" but not to exceed 52". If two sections are offered, competition management may offer a championship/stake for each section. In Under Saddle classes and Roadster Pony to Wagon classes entries may not exceed 54". Ponies may not be shown in a performance class unless the owner possesses a current Measurement Card or valid Measurement Form issued by the Federation (see GR502).
2. During the line up in classes restricted to Junior Exhibitors and Amateurs, one attendant is permitted to head the pony. The ponies must remain checked, and the check must not be adjusted. Attendants are permitted to hold the pony, except when the judge(s) walks to the pony in the lineup. If an additional workout is called, ponies not in the workout may be unchecked. When the workout is over the pony must be rechecked. The attendant must take no action that would affect the performance of any animal.
3. Roadster Pony classes may be judged by judges licensed in the Hackney Pony Division. In all Ladies, Amateur, and Junior Exhibitor roadster pony classes, the judge(s) must walk the line up. If a judging panel is being used to officiate these classes, all judges must comply with this rule.
4. If no Junior Exhibitor qualifying or championship classes are offered at a competition, then junior exhibitors may enter the Amateur or Ladies qualifying or championship classes but protective headgear is required (See GR801.1). If an amateur championship is not offered, ponies shown in junior exhibitor classes are eligible for the open championship. Junior Exhibitors are allowed to show in Open Roadster Pony to Wagon classes and amateur or open Roaster Pony to Bike classes if Junior Exhibitor or Amateur classes are not offered. The use of protective headgear is required by Junior Exhibitors in these classes.
5. Roadster ponies shall enter the ring in a clockwise manner and be shown first at a jog-trot and road gait, then reversed and shown at a jog-trot, road gait, and then at speed.
6. SINGLE ROADSTER PONY, OPEN, LIMIT, NOVICE, JUNIOR (4 years old & under) TO BIKE. To be judged on performance, speed, presence, quality, conformation, and manners.
7. AMATEUR TO BIKE: To be judged on manners, performance, speed, presence, quality, and conformation.
8. AMATEUR TO BIKE CHAMPIONSHIP: To be judged on manners, performance, speed, presence, quality, and conformation.
9. SINGLE ROADSTER PONY JUNIOR EXHIBITOR OR LADIES TO BIKE. To be judged on manners, presence, quality, performance, speed and conformation.
10. SINGLE ROADSTER PONY JUNIOR EXHIBITOR, OR LADIES CHAMPIONSHIP TO BIKE. To be eligible ponies must be entered, shown by a Junior Exhibitor, or Lady and judged in any qualifying class having the same judging specifications. To be judged on manners, presence, quality, performance, speed and conformation.

11. SINGLE ROADSTER PONY CHAMPIONSHIP TO BIKE. To be eligible ponies must be entered, shown and judged in another class in harness in this division. To be shown to a bike. To be judged on performance, speed, presence, quality, conformation and manners.
12. JUNIOR EXHIBITOR ROADSTER PONY UNDER SADDLE (54 inches and under). To be shown under English saddle, running martingale, open bridle with snaffle bit, single or double rein and protective boots. Rider to wear stable colors, jacket and protective headgear to match. To be judged on manners, performance, speed, presence, quality, and conformation. Saddle classes do not qualify a pony for harness championships.
13. SINGLE ROADSTER PONY TO WAGON (54 inches and under). To be judged on performance, speed, presence, quality, and conformation. Exhibitors shall wear a business suit with a hat of choice. Breeching is required in all wagon classes. If no championship is offered for this class it shall be considered as a qualifying class for the Single Roadster Pony to Bike Championship as long as the pony qualifies under the Roadster to Bike height restrictions.
14. ROADSTER PONY COMBINATION. Open to Junior Exhibitors. Ponies first to be shown both directions of the ring as a Roadster pony to bike. Competitors will be called to the line up, ponies unhooked and saddled, then returned to the rail to be shown under saddle at the required gaits. Two attendants per entry are allowed to assist the changing of tack. If bridle is changed, harness bridle must not be removed prior to the pony being completely unhooked from the bike. Ponies must be shown by the same rider and driver. In both segments of the class, ponies to be shown first at a jog-trot and road gait, then reversed and shown at a jog-trot, road gait, and then at speed. Roadster Pony to Bike to be judged on suitability, manners, performance, speed, and quality. Roadster Pony Under Saddle to be judged on manners, performance, speed, presence, quality, and suitability of rider to pony.

© USEF 2026

CHAPTER SB AMERICAN SADDLEBRED HORSE DIVISION

SUBCHAPTER SB-1 GENERAL QUALIFICATIONS

SB101 Eligibility
SB102 Type and Conformation
SB103 General, Soundness, and Welfare
SB104 Appointments
SB105 Stripping
SB106 Judging Criteria for American Saddlebred Horses and for Half American Saddlebred Horses
SB107 Line Up
SB108 Qualifying Classes and Specifications
SB109 Championships
SB110 Stakes
SB111 Division of Classes
SB112 Scratches

SUBCHAPTER SB-2 DESCRIPTION OF GAITS

SB113 General
SB114 Walk
SB115 Trot
SB116 Canter
SB117 Slow Gait
SB118 Rack

SUBCHAPTER SB-3 PERFORMANCE, FINE HARNESS

SB119 General
SB120 Appointments (see also SB104)
SB121 Gait Requirements
SB122 Line Up
SB123 Ring Attendants
SB124 Awards
SB125 Classes Offered and Specifications

SUBCHAPTER SB-4 PERFORMANCE, FIVE-GAITED

SB126 General
SB127 Appointments (see also SB104)
SB128 Gait Requirements
SB129 Classes Offered and Specifications

SUBCHAPTER SB-5 PERFORMANCE, THREE-GAITED

SB130 General
SB131 Appointments

SB132 Gait Requirements
SB133 Classes Offered and Specifications

SUBCHAPTER SB-6 PARK

SB134 Description and Eligibility
SB135 Appointments (see also SB104)
SB136 Gait Requirements
SB137 Classes Offered and Specifications

SUBCHAPTER SB-7 PLEASURE—GENERAL

SB138 Introduction
SB139 Ineligibility
SB140 Appointments, Tails
SB141 Artificial Appliances
SB142 Showing
SB143 Specialty Classes.
SB144 In-Hand Classes
SB145 Division of Classes
SB146 Headers

SUBCHAPTER SB-8 ENGLISH SHOW PLEASURE

SB147 General
SB148 Appointments (see also SB104)
SB149 Gait Requirements
SB150 Judging
SB151 Classes Offered and Specifications

SUBCHAPTER SB-9 English COUNTRY PLEASURE

SB152 General
SB153 Appointments
SB154 Gait Requirements
SB155 Judging
SB156 Classes Offered and Specifications

SUBCHAPTER SB-10 WESTERN

SB157 General
SB158 Appointments (see also SB104)
SB159 Gait Requirements
SB160 Judging
SB161 Classes Offered and Specifications

SUBCHAPTER SB-11 HUNTER COUNTRY PLEASURE

SB162 General

SB163 Appointments (see also SB104)
SB164 Gait Requirements
SB165 Judging
SB166 Classes Offered and Specifications

SUBCHAPTER SB-12 PARK PLEASURE

SB167 Description and Eligibility
SB168 Appointments (see also SB104)
SB169 Judging Procedure
SB170 Gait Requirements
SB171 Classes Offered and Specifications

SUBCHAPTER SB-13 IN-HAND AND MODEL

SB172 In-Hand
SB173 Appointments (see also SB104)
SB174 Attendants
SB175 Judging Procedures
SB176 Classes Offered
SB177 Model

SUBCHAPTER SB-14 YOUTH SHOWMANSHIP IN HAND

SB178 Judging Criteria
SB179 Appointments (see also SB104)
SB180 Judging Procedures
SB181 Workouts

Subchapter SB-15 Carriage Pleasure Driving

SUBCHAPTER SB-16 GOLDEN

SB182 General
SB183 Specifications

SUBCHAPTER SB-17 PARADE

SB184 General
SB185 Appointments (see also SB104)
SB186 Judging Procedure
SB187 Gait Requirements
SB188 Classes Offered

SUBCHAPTER SB-18 ROADSTER

SB189 General
SB190 Appointments
SB191 Equipment
SB192 Judging Procedures

SB193 Gait Requirements

SB194 Classes Offered

SUBCHAPTER SB-19 LADIES SIDE SADDLE SECTION

SB195 General

SB196 Appointments (see also SB104)

SB197 Qualifying Gaits.

SB198 Class Specifications

SUBCHAPTER SB-20 DRESSAGE SUITABILITY

SB199 General

SB200 Appointments (see also SB104)

SB201 Gait Requirements

SB202 Classes Offered and Specifications

SUBCHAPTER SB-21 American Saddlebred-TYPE PONY

SB203 General (see also SB102 and SB104)

SB204 Eligibility

SB205 Class Descriptions

SUBCHAPTER SB-22 RANCH RIDING

SB206 Ranch Riding Exceptions

SUBCHAPTER SB-23 RANCH RAIL PLEASURE

SB207 Ranch Rail Exceptions

SUBCHAPTER SB-24 RANCH TRAIL SECTION

SB208 Ranch Trail Exceptions

SUBCHAPTER SB-25 RANCHMANSHIP

SB209 General

SB210 Eligibility

SB211 Apparel and Equipment

SB212 Class Maneuvers

SB213 Gaits

SB214 Scoring

SB215 Penalties

CHAPTER SB AMERICAN SADDLEBRED HORSE DIVISION

SUBCHAPTER SB-1 GENERAL QUALIFICATIONS

SB101 Eligibility

1. Purebred American Saddlebreds - In order to compete, all horses must be registered with the American Saddlebred Horse & Breeders Association (ASHBA) or the Canadian Livestock Records Corporation (CLRC). They must be entered in their full registered names with registration numbers and under the names of the owner(s) of record with the A.S.R. or the C.L.R.C. A copy of the registration papers showing recorded ownership, or a copy of the registration papers with a Certificate of Eligibility to Show issued by the ASHBA) or must be submitted with entry form at the time of making entry or presented to competition office before competition number will be released unless the competition, at its discretion, confirms registration electronically with the ASHBA or the CLRC; competition management is responsible for notifying exhibitors of this requirement. See GR1308.2a. Exception: Horses shown in any USEF Regular Competition prior to December 31, 1979, and American Saddlebred-type ponies. A copy of the registration papers will be returned when exhibitors pick up their numbers, if requested.
2. Half American Saddlebred Horses shown in the Half American Saddlebred division must be registered with the ASHBA. Horses registered with the ASHBA may compete in the following divisions provided competition management offers separate classes restricted to Half American Saddlebreds: Five Gaited, Fine Harness, Park, Park Pleasure, Show Pleasure, Country Pleasure, Western, Hunter Country Pleasure, Dressage Suitability, In Hand, Model, Parade, and Roadster. Competitions may offer classes restricted to American Saddlebreds &/or Half American Saddlebreds. The breed restrictions must be clearly published in the prize list. Half American Saddlebreds may not be shown in American Saddlebred classes with Purebred American Saddlebreds in the American Saddlebred and Half American Saddlebred division.
3. Owners, riders, drivers, handlers and trainers of horses competing at Federation licensed competitions in all American Saddlebred sections must be current competing members in good standing with the ASHBA or the American Saddlebred Horse Association of Canada and provide an original or copy of the ASHBA or ASHBA of Canada membership card unless the competition, at their discretion, confirms membership electronically with the ASHBA or the ASHBA of Canada office. Lessees are considered owners in connection with this membership requirement. In the event of an entry under multiple ownership, only one owner need be a member. Exception: Owners, riders and trainers of horses competing in American Saddlebred restricted walk/trot classes are exempt from ASHBA and ASHBA of Canada membership.
   If the ASHBA competing membership card is not available, the exhibitor, or their agent, must sign the ASHBA membership affidavit giving their name, address, the fact that they are in possession of the proper credentials and the reason the information is not available.

SB102 Type and Conformation

1. The American Saddlebred is the epitome of the show horse. It carries itself with an attitude that is elusive of description—some call it “class”, presence, quality, style, or charm. This superior air distinguishes its every movement.
2. The ideal American Saddlebred is well-proportioned and presents a beautiful overall picture. The animal should be in good flesh, with good muscle tone and a smooth, glossy coat. Masculinity in stallions and femininity in mares are important and should be taken into consideration. The average height is 15 to 16 hands and the weight 1,000-1,200 pounds. Any color is acceptable; the most prominent are chestnut, bay, brown and black with some gray, roan, Palomino and Pinto. HEAD—well-shaped with large, wide-set expressive eyes, gracefully shaped ears set close together on top of the head and carried alertly; a straight face line with a relatively fine muzzle and large nostrils and a clean and smooth jaw line. NECK—long, arched and well-flexed at the poll with a fine, clean throatlatch. WITHERS - well defined and prominent. SHOULDERS—deep and sloping. BACK—strong and level with well sprung ribs. CROUP—level with a well

carried tail coming out high. TAIL - carried proudly, coming out high from the croup. LEGS—The front leg should set well forward under the shoulder. The line of the hind leg, in a natural stance, should be vertical from the point of the buttock to the back edge of the cannon bone. The forearms and hindquarters are well muscled to the knees and hocks. Legs are straight with broad flat bones, sharply defined tendons and sloping pasterns. HOOVES—good and sound, open at the heel, neither toed in or toed out. TO BE PENALIZED: lack of American Saddlebred type, coarse or plain head, roman nose, round jaws, lop ears, wide ears, small eyes (pig eyes), short neck, straight neck, ewe neck, thick throatlatch, flat withers, sway-back, roached back, crooked tail, hollow chest, straight shoulders, crooked legs, calved knees, over at the knee, bow legs, rough joints, round bones, straight pasterns, splay feet or pigeon toes, contracted heels, base stance too wide or too narrow, sickle hocks, cow hocks, dished feet, lack of muscle tone, thinness, obesity, rough coat or overall lack of conditioning. These and any other defects attributable to heredity must be penalized. With the natural variations of type within the breed, some horses do not conform to the ideal but are perfectly suitable for various kinds of competition. If they meet all other requirements for a particular event, they should not be penalized too severely, except in stripped classes, Harness classes and In-Hand classes where extremely low backed horses must be severely penalized.

3. The Half American Saddlebred offers characteristics similar to its Saddlebred parent – smooth gaits, willingness to work with people, intelligence and versatility. Half American Saddlebreds may be of any size and may show characteristics of any other breed. HEAD – should be attractive with wide-set expressive eyes. NECK – flexed at the poll with a fine clean throatlatch. WITHERS – well defined. BACK – strong and level. LEGS – true and straight forward action, neither toe in or toe out. FEET – well conformed.

SB103 General, Soundness, and Welfare

1. The American Saddlebred and Half American Saddlebred have clean, rhythmic and fluid action which is straight and true. Winging, interfering, traveling wide behind, mixing of gaits and loss of form are undesirable.
2. All horses must be serviceably sound. In In-Hand classes for sires and dams or prospective sires and dams, transmissible unsoundness only shall be considered. Horses must not show evidence of lameness, broken wind or complete loss of sight in both eyes.
3. Shoeing- to be directed to improving the comfort, balance, and soundness of the horse. Labored way of going due to shoeing to be penalized.
   a. Pads and wedges- are permitted to protect the feet and limbs from the impact of the horse's natural gait, and maintain the integrity of the hoof wall. Exceptions: see English Country Pleasure, Western, and Hunter Country Pleasure sections.
   b. Bands- protective hoof bands are permitted to protect the integrity of the hoof and prevent the loss of a shoe resulting in trauma to the hoof. Exceptions: See English Country Pleasure, Western, and Hunter Country Pleasure sections.
4. Horses may be shown with unset tails in any class without penalty.
5. Surgical release of only the ventral sacrocaudal muscle is allowable if performed by a licensed veterinarian.
6. No horse may compete in a class in the American Saddlebred Division with any chemical or other irritant of any kind present to alter the horse's tail carriage.
7. All horses must be worked both ways of the ring at all required gaits as directed by the judge(s). Workouts will be judged as a separate class and horses must be tied for placings being considered in that workout. Workouts may be called for by the judge(s) for any or all placings. All horses chosen for a workout must be worked both ways of the ring at any or all gaits listed in the class specifications that are requested by the judge(s). An exhibitor choosing to not complete the workout for any reason (including concern for the welfare of the horse) has the option of lining up and receiving the last ribbon awarded in the workout. If two or more horses retire from a workout, these entries will be placed in reverse order of retirement. In the event of simultaneous withdrawal of a workout, the placings will go to the fall of the cards. An exhibitor is entitled to request only one five minute time out per class including workout. (See GR833).
8. A judge must order from the ring any unruly horse or one whose actions threaten to endanger the rider, driver, handler, other exhibitors or their entries. (See GR1032.11)

9. A judge must order from the ring any rider, driver, or handler who exhibits inappropriate or dangerous behavior or whose actions would in any way threaten the safety of any exhibitor, their entries or the safety of class officials. (See GR1032.12)
10. To be penalized: Mixed gaits; unbalanced action; labored way of going, pulling; fighting the bit; tossing the head; carrying head to one side or going sideways; leaving hocks behind; strung out; wrong lead or cross-cantering; breaking of gait; winging; interfering; traveling wide behind; loss of form due to excessive speed; bad manners; exaggerated opening of mouth; carrying sour ears.
11. Horses showing signs of inhumane treatment will be eliminated from competition. See GR838.
12. Definition of Maiden/Novice/Limit for horses/riders/drivers. Maiden/Novice/Limit classes are open to horses/riders/drivers who have not won one/three/six first place ribbons respectively, at any Federation Licensed Competitions or at any non-USEF but ASHBA recorded competitions in any under saddle/driving class of any Breed and/or Discipline. Beginning April 1, 2019 first place ribbons in any under saddle class count towards Maiden/Novice/Limit status of a horse/rider in any under saddle class but do not affect the status of a horse/driver in any driving class. Conversely, status for Maiden/Novice/Limit for Driving classes does not affect the status for Maiden/Novice/Limit in any under saddle classes. Winning classes in Equitation, Academy, Lead Line, and/or non-cantering classes will not affect the Maiden/Novice/Limit status of a horse or rider. Ribbons won in leadline classes and in classes where entries are not required to canter will not affect Maiden, Novice and Limit Status.
13. Attention getting devices and/or other noisemakers (including but not limited to tape measures, blow horns, bamboo poles, explosives, fire extinguishers, baby powder, whips longer than 6' (See SB104.13), etc.) are not allowed in and around the warm up and competition rings during scheduled competition sessions or at any times designated by Competition Management. All such items will be confiscated and offenders will be reported to the USEF. (See also GR839)
14. Master classes are restricted to amateur rider/drivers age 60 years and older. Classes are to be judged according to amateur class specifications. Master classes are never to be stripped for conformation judging.
15. When the Dressage chapter is referenced herein, any rule or portion of a rule that is in direct reference to USEF/USDF or USEF National Championships shall be disregarded for the purpose of breed Dressage classes.

SB104 Appointments

1. Horses shall be shown in traditional tack based on the type of class. Any entries shown in non-traditional tack and/or in anything that alters the intended use of the appointments as provided for in the description of a given class are ineligible for placement in that class.
   a. The following are considered non-traditional for all sections: Hackamore bits and/or tie-down.
   b. The following is considered non-traditional for all sections except for driving classes and two year olds in Snaffle Bridle Classes: Martingale.
   c. The following are considered non-traditional tack for all sections except Dressage: A figure eight noseband, drop nose cavesson and/or flash cavesson.
   d. The following is considered non-traditional tack for all sections except Driving classes, Hunter and Western and two year olds in Snaffle Bridle Classes: A single snaffle.
   e. The following is considered non-traditional tack for all sections except Western: Hackamore bridle.
2. Entries must be penalized for incomplete appointments, but not necessarily disqualified.
3. Horses shall not be shown in/with artificial appliances. Exception: Artificial appliances listed within the SB chapter as acceptable.
4. Tail sets, high crupper which attaches to the saddle, or other training devices are prohibited in the competition ring.
5. The use of leather straps without appendages of any kind are permitted as action devices in warm up areas on the competition grounds during or before a competition. Rubber or elastic exercising devices attached with a fixed ring on a plain leather strap are permitted. Wool/fleece protective cover allowed. See also GR839.4h. The use of chains or rollers as action devices is prohibited at all times.
6. Inconspicuously applied hair in mane or tail, a tail brace and tongue stabilizers are permitted. Exceptions: See Pleasure sections.
7. In the event a horse has lost the sight in one eye, it must appear to have vision and may be shown with an artificial eye or contact lens. Use of contact lenses or eye prosthesis for any other use than stated is prohibited. For loss of sight in both eyes see SB103.2
8. Quarter boots and bell boots are permitted in Five-Gaited, Fine Harness and Roadster Classes.
9. In case of inclement weather, the use of polo boots or bandages may be permitted provided competition management publicly announces it before a class. Extremes of temperature of climatic conditions may modify dress requirements at the judge's discretion.
10. Any artificial change of color or markings (other than mane or tail) is prohibited.
11. Electronic communication devices used for purposes of coaching, etc., between competitors and individuals outside the ring shall be prohibited in all classes in the American Saddlebred Division.
    a. Exhibitors with a permanent hearing impairment are permitted to use an electronic communication device upon submission of a written certification from a treating medical professional's office certifying the permanent hearing impairment and certifying the requirement of an electronic communication device. The medical certification must be provided to the competition Steward within a reasonable time prior to competing who shall attach a copy to the Steward report.
    b. An exhibitor with a disability (other than hearing) will be provided reasonable accommodation upon submission of a written certification from a treating medical professional's office certifying the disability and identifying the accommodation necessary for the exhibitor to compete safely. The medical certification must be provided to the competition Steward within a reasonable time prior to competing who shall attach a copy to the Steward report.
12. A competitor may carry or use a whip not exceeding 6' including lash with the exception of driving classes; the lash shall not have been altered in any way. It must be a standard whip of suitable style. Failure to comply will result in disqualification from further competition. (Exception: In-Hand. Refer to SB174.)
13. Whips longer than 6', including snapper or lash, are not allowed in the warm-up area, except for a competitor preparing to enter a driving class.
14. Protective headgear is not required in any class in the Saddlebred Division unless stated otherwise within these rules. Use of protective headgear cannot be penalized.

© USEF 2026

SB105 Stripping

The stripping of horses for conformation judging is mandatory in Under Saddle Championship Classes in all sections at the Kentucky State Fair World's Championship Horse Show and The UPHA/American Royal National Championship Horse Show (Exception: Park Horse, Pleasure Horse, Three Gaited Junior Exhibitor, and Five Gaited Junior Exhibitor sections and all Kentucky County Fair Championship classes) and in all ASHBA signature classes for horses three years old and under (i.e. ASHBA Futurities, ASHBA Sweepstakes). Stripping is also mandatory in all Three Gaited and Five Gaited Open Championship classes except one horse classes. The above excepted classes and other classes may not be stripped unless it is so stated in the prize list. In any stripped class, horses may be presented individually for conformation judging. Horses with extremely low backs must be severely penalized in all stripped performance classes. Only two attendants, suitably attired, per animal are permitted in the ring. In classes where manners are paramount (i.e. Ladies, Junior Exhibitors, Amateurs, and Owners), riders must remount and return to the line up before the judges will be allowed to turn in their cards.

SB106 Judging Criteria for American Saddlebred Horses and for Half American Saddlebred Horses

The specific type of class being judged determines the importance of each criterion in the final judging outcome. The order in which each is listed in the class specifications determines where the emphasis should be placed. For example: A horse placed first in a class judged on performance, presence, quality, manners and conformation could justifiably be unplaced against the same horses if the class were judged on manners, presence, quality, performance and conformation. The criteria considered are: performance, manners, presence, quality and conformation.

SB107 Line Up

1. In American Saddlebred performance classes when the judge calls for the line up exhibitors must continue in a clockwise direction to bring their entries to the line up. Judge(s) to penalize entries that do not comply.
2. In American Saddlebred performance classes requiring entries to back, the judge(s) must walk the line up (exception: judge(s), at their discretion, may instruct the ringmaster to walk the line up during the back).

SB108 Qualifying Classes and Specifications

1. OPEN, JUNIOR, THREE-YEAR-OLD, TWO-YEAR-OLD, MAIDEN, NOVICE AND LIMIT. The OPEN horse should be the ultimate representative of the breed. It should be as nearly perfect as possible; performing all gaits with animation, brilliance and extreme action at both ends. Performance is paramount in these classes. Classes are judged on performance, presence, quality, manners, and conformation.
2. LADIES, JUNIOR EXHIBITORS, AMATEURS, MASTERS, OWNERS, AND YOUTH. Manners are paramount in these classes but there is a difference in the way in which horses are judged in each.
   a. LADIES. A Lady's horse should be outstanding in refinement and elegance with suitability of horse to rider taken into consideration. Expression is important and quality is a prime consideration. The execution of gaits should be performed with brilliance on command. The horse should walk and stand quietly. Classes are judged on manners, quality, presence, performance, and conformation.
   b. JUNIOR EXHIBITORS. The Junior Exhibitor's horse should be mannerly, willing, and expressive with balanced action. The execution of gaits should be performed with brilliance on command. The horse should walk and stand quietly. Classes are judged on manners, performance, presence, quality, and conformation.
   c. AMATEURS, MASTERS AND OWNERS. The Amateur's, Master's and Owner's horses can be a bit stronger and perform in a bolder manner. More action and animation are desired and less emphasis can be put on manners than in Ladies, Junior Exhibitor or Youth classes. Classes are judged on manners, performance, presence, quality, and conformation.

d. YOUTH: The youth classes are to be judged in accordance with Amateur class specifications, open to exhibitors 16-21 years of age. Stallions are prohibited. At shows where the Junior Exhibitor and Amateur Championships are combined, and there is no Youth Championship, the youth will be included in the combined Championship. If no youth championship is offered, (i) horses shown by riders 17 and under, will be qualified for the Junior Exhibitor Championship and (ii) horses shown by riders 18 and over, who possess an amateur card, will be qualified for the Amateur Championship, and (iii) horses shown by riders 18 and over, who do not possess an amateur card, will be qualified for the Open Championship, if the prize list so allows.

3. AMATEUR OWNER TRAINER (AOT) CLASSES
   a. OWNERSHIP. Horses entered in AOT classes must be registered in the name of the competitor or a member of the competitor's family, as defined by GR123. Combined ownership is not permitted unless all owners are members of the same family. Horses registered in a farm/ranch/syndicate/partnership/corporation name may be shown in AOT classes provided the family is the sole owner of the farm or entity as defined by GR123. In the case of a junior exhibitor, the parent or guardian must sign. Leased horses are not allowed unless owned by a member of the competitor's family.CLASSES. AOT classes can be offered in any Saddlebred section. Horses may be stabled with a professional during the competition and hauled by a professional. Professional aid is permitted only in the areas of grooming, preparation, and ground assistance in the warm up ring and after judging is complete. Headers and in-ring assistants must be amateurs. Professional coaching in the warm up-ring and during the class is strictly prohibited in any class that the horse-rider combination compete in at the same show. Professional help for situations relevant to safety is permitted. Owner must sign as owner, trainer and rider/driver on the Federation entry blank.
   b. TRAINING. Horses are not to have been professionally trained for a minimum of 90 days prior to the start of the competition. Training includes, but is not limited to, in-hand work, lunging, long lining, driving, riding, and stall bridling.
   c. LESSONS AND CLINICS. AOTs may take lessons and attend clinics with their AOT horse, another horse owned by them, or any other horse. Trainers/instructors may demonstrate training techniques on the horse to be shown in AOT classes for the purpose of educating the owner. Training demonstrations are limited to no more than one instance per 30 day period, and the last instance cannot be less than 30 days prior to the start of a show. If more than one instance occurs in 30 days or one occurs less than 30 days before the start of a show, 90 days must pass from the last instance until the horse is again eligible for AOT classes.

SB109 Championships

1. Management must designate all qualifying classes for championships in the prize list per GR809.1. Management may state in the prize list that only certain classes qualify for the Championships, i.e., Amateur Classes qualify for Amateur Championships, Ladies Classes qualify for Ladies Championship, etc. Horses to be stripped and judged on conformation in accordance with SB105. In stripped classes, Harness classes and In-Hand classes extremely low backed horses must be severely penalized.
2. Eligibility for all Championships must be uniform with all sections offered within each competition. Exception: competition management may limit the number of entries returning in the championships from the qualifying classes.
3. Nominations to be made on entry blank; or horses need not be nominated until __ hours (time to be determined by competition management) before scheduled time for class. Names and descriptions of entries must be made in writing, signed by the exhibitor or their agent and given to the competition secretary.

SB110 Stakes

A stake class may either be a qualifying class for the championship or the final competition for a particular section. If run as the final competition for a particular section, competition management must indicate in the prize list if exhibitors are required to "qualify" in order to compete by listing all eligible qualifying classes.

SB111 Division of Classes

1. All classes must be divided as equally as possible if there are more than the indicated number of entries (see chart below) confirmed as entered at least one hour prior to the start of the session. There will be no limiting of entries. See GR914. Competition management has the right to reduce these numbers as they feel necessary.

Number of Entries	Sections
20	All under saddle classes except for the following:
18	Classes restricted to riders 17 years of age and under
18	Classes restricted to riders 14 – 17 years of age
16	Classes restricted to riders 13 years of age and under
14	Two year old under saddle classes
24	Western qualifying and championship classes
24	Under Saddle Championship classes
12	Four wheeled driving qualifying and championship classes
14	Two wheeled driving qualifying and championship classes

2. Classes may be divided by selecting every other number on the list of entries, sex of horse or rider, size of horse, or age of rider. If the class is divided by any other method it must have been previously stated in the prize list.
   a. Both the method used and the division of entries must be posted in the horse show office and announced over the PA system, or printed in the program.
   b. Notification of intent to divide must be made to exhibitors at least one hour prior to the start of the session.
   c. In a divided class, the prize money must be doubled and separate trophies and ribbons awarded.
3. If Junior Exhibitor classes are not offered, then junior exhibitors may enter Amateur or Ladies classes unless specifically prohibited in the prize list.
4. ASHBA Kentucky Futurity and Kentucky Amateur Futurity In-Hand.
   a. Classes with 41 or more declared entries shall be divided as equally as possible into two sections.
   b. Both the method used and the division of entries must be posted in the horse show office and announced over the PA system, or printed in the program.
   c. Notification of intent to divide must be made to exhibitors at least one hour prior to the start of the session.
   d. No more than 12 entries from the sections shall be selected by the judges to return for a final class to be held at a morning, afternoon or evening performance, at least two days following the preliminary sections.
   e. All prize money will be awarded in the final class.
5. ASHBA National Three-Year-Old Futurity Five Gaited, Three Gaited and Three Gaited Park Pleasure.
   a. Classes with 20 or more declared entries shall be divided as equally as possible into two sections.
   b. Both the method used and the division of entries must be posted in the horse show office and announced over the PA system, or printed in the program.
   c. Notification of intent to divide must be made to exhibitors at least one hour prior to the start of the session
   d. No more than 16 entries from the sections shall be selected by the judges to return for a final class to be held at a morning, afternoon or evening performance, at least two days following the preliminary sections.
   e. All prize money will be awarded in the final class.
6. ASHBA National Three-Year-Old Futurity Fine Harness and ASHBA Kentucky Futurity Fine Harness and Two-Year-Old Fine Harness.
   a. Classes with 12 or more declared entries shall be divided as equally as possible into two sections.

b. Both the method used and the division of entries must be posted in the horse show office and announced over the PA system, or printed in the program.
c. Notification of intent to divide must be made to exhibitors at least one hour prior to the start of the session.
d. No more than 12 entries from the sections shall be selected by the judges to return for a final class to be held at a morning, afternoon or evening performance, at least two days following the preliminary sections.
e. All prize money will be awarded in the final class.

SB112 Scratches

It is the responsibility of each exhibitor to officially scratch entries in any event in which they do not participate. Exhibitors who fail to officially scratch an entry two hours prior to the start of the session from a class that is subsequently divided shall be fined up to $100 per horse per class, payable to the competition.

SUBCHAPTER SB-2 DESCRIPTION OF GAITS

SB113 General

1. The standard of excellence of the American Saddlebred is beauty, symmetry and balance. Balance features coordinated motion, with straight true folding action of the front legs with flexing hocks carried close together, producing a clean, rhythmic and fluid way of going. In addition, the American Saddlebred possesses animation, brilliance and extreme grace of movement.
2. UNDESIRABLE: Winging, interfering, traveling wide behind, mixing of gaits, shackled look and loss of form.

SB114 Walk

Judging at the walk is based on manners, quality and natural action; it is not used as a rest period.

1. FLAT WALK: The flat walk should be an elastic, ground covering and collected four beat gait maintaining proper form and consistency in stride. It should be executed in a brisk -manner that is compatible with the type of class. It should display the horse's good manners, type of stride and attitude. The flat walk is relaxed.
2. ANIMATED WALK: The animated walk is a highly collected gait, exhibiting much "primp" at a slow, regulated speed, with good action and animation. It should have snap and easy control. It can be either a two beat or four beat gait. It is performed with great style, elegance and airiness of motion.
3. WALK (FOR HUNTERS). A four beat gait, straight, true and flat-footed. Regular and unconstrained with good reach.

SB115 Trot

1. The trot is a natural, two beat diagonal gait in which the front foot and the opposite hind foot take off from the ground in unison and land simultaneously. A balanced trot features coordinated motion with straight, true, shoulder motion of front legs, with flexing hocks carried close together. It is executed in a highly collected manner and should display the horse's athletic ability.
2. PARK TROT: The park trot in Three-Gaited, Park, and Fine Harness classes is executed in a highly collected manner, speed to be penalized. The horse's energy should be directed toward animation rather than speed.
3. PARADE GAIT: The parade gait is a collected trot at a maximum speed of five miles per hour. It displays the horse's athletic ability and animation.
4. ROADSTER JOG-TROT: The jog-trot is called to display the purity of the horse's gait. It is executed in a highly collected manner. The horse's energy should be directed toward animation rather than speed.
5. WESTERN JOG-TROT: The jog is primarily a Western Pleasure gait used for long distance riding. It should generate very little motion in the saddle with a minimum of control from the rider. A free, easy, two beat diagonal gait without a tendency to mix gaits.

6. TROT (FOR HUNTERS): A two beat gait, straight and regular. The trot should be mannerly, cadenced and balanced. It is to be performed at a medium speed with a free-moving, ground-covering stride, with the rider posting.
7. GAITED TROT: The trot of the Five-Gaited horse should show speed in form. The desired speed is the maximum rate at which the horse can trot while still maintaining proper form, control and balance.
8. EXTENDED TROT: The extended trot is faster, stronger and bolder; with a fuller extension of stride to obtain desired speed. It is executed in a highly collected manner.
9. EXTENDED TROT (FOR HUNTERS): A two beat gait that is bold, energetic, balanced and ground covering with definite lengthening of stride. This should result in an increase in speed without a sense of racing or scurrying. The mouth must remain light and the horse must demonstrate complete acceptance of control without resistance at all times.
10. “SHOW YOUR HORSE”: At this command the driver has the privilege of showing the Fine Harness horse to its best advantage at the trot but speed will be penalized.
11. ROAD GAIT: The road gait trot is executed in a highly collected manner. It is faster, stronger and bolder than the jog-trot; with a fuller extension of stride to obtain desired speed.
12. DRIVE ON: When asked to drive on in Roadster classes the horse must show speed in form. The desired speed is the maximum rate at which a horse can trot while still maintaining proper form, control and balance.

SB116 Canter

1. Criteria.
   a. Canter is relatively slow, lofty and fluid with a definite three beat cadence. High action, a good way of going and proper collection are paramount. It is a restrained gallop in which two diagonal legs are paired, the single beat falls between the successive beats of the other two unpaired legs. The unpaired legs act independently—the foreleg with which the horse leads and its diagonal hind. The propulsion is in the hindquarters with the leading foreleg sustaining the concussion of the final third beat. There is a brief interval when all four feet are off the ground. It is an ambidextrous gait, executed on the lead which is toward the center of the ring to relieve stress and aid in balance (A lead is determined by which foreleg—right or left—sustains the concussion of the final third beat, after its diagonal hind leg started the propulsion of the first beat).
   b. It is acceptable, although not encouraged, for the horse to have a bolder, strong canter in those classes where manners are not paramount or where speed at a qualifying gait is desired. Ease of control, rate of speed and collection may vary according to the class specifications.
   c. Where manners are paramount, a slow, consistent rate of speed must be maintained with little obvious effort from the rider.
   d. CANTER (FOR HUNTERS): A three beat gait, even, smooth, unhurried, correct and straight on both leads.
   e. EXTENDED CANTER: The extended canter should be ground covering, free moving, and smooth. The extended canter should show a definite lengthening of stride, while still being controlled and mannerly. Extreme speed shall be penalized.
   f. HAND GALLOP: The hand gallop is performed with a long, free, ground-covering stride. The amount of ground covered may vary between and among horses due to difference in natural length of stride. A decided lengthening of stride should be shown while the horse remains controlled, mannerly, correct and straight on both leads. The hand gallop is not a fast collected canter.
2. LOPE: The lope is the western version of the canter. It should be easy riding with good motion that is consistent and steady; neither too slow nor too fast and performed equally well on either lead. It should give the appearance of being a comfortable gait with a definite three beat cadence that avoids trotting behind.

SB117 Slow Gait

1. The slow gait was developed from the pace to be a four beat gait with each of the four feet contacting the ground separately. In the takeoff, the lateral front and hind feet start almost together but the hind foot contacts the ground slightly before its lateral forefoot.
2. The slow gait is a highly collected gait with most of the propulsion coming from the hindquarters, while the forequarters assist in the pull of the final beats. The slow gait is not a medium rack.
3. The slow gait is a restrained four beat gait, executed slowly but with true and distinct precision. Speed is to be penalized. It is high, lofty, brilliant and restrained denoting the style, grace and polish of the horse.

SB118 Rack

1. The rack is a four beat gait in which each foot meets the ground at equal, separate intervals. It is smooth and highly animated, performed with great action and speed, in a slightly unrestrained manner. Desired speed and collection are determined by the maximum rate at which a horse can rack in form. Racking in form should include the horse remaining with a good set head. It should be performed by the horse in an effortless manner from the slow gait, at which point all strides become equally rapid and regular.
2. TO BE PENALIZED: Any tendency to become “trotty”, “pacey” or “hitchy gaited”.
3. In Pleasure classes, there is more emphasis on the way of going as a pleasure gait with only moderate speed required. Where manners are paramount, there is more emphasis on the ease by which it is performed by the rider.

Traditional Driving Bridle

SUBCHAPTER SB-3 PERFORMANCE, FINE HARNESS

SB119 General

The Fine Harness horse should possess all of the elegance and refinement of the ideal American Saddlebred and its energy should be directed toward animation rather than speed. It is shown with a full mane and tail. The Half American Saddlebred Fine Harness horse should also possess elegance and refinement and its energy should be directed toward animation rather than speed.

SB120 Appointments (see also SB104)

Shown to an appropriate vehicle, preferably a small buggy with four wire wheels but without top. Light harness with blinkers, martingale, snaffle bit and overcheck are required (overcheck should be attached but may be unchecked in the line up). Overcheck bit is optional.

SB121 Gait Requirements

Horses are to enter ring at park trot. Qualifying gaits are animated walk, park trot, “show your horse”. Exception: “show your horse” is not called for in Ladies, Junior Exhibitor, Amateur, Masters, Owners and Amateur Owners classes.

SB122 Line Up

Entries are to stand quietly but shall not be required to back. They may be unchecked while lined up. An attendant may stand the entry on its feet but must remain at least two paces from the head when that entry is being judged. Only one standard riding crop is permissible for an attendant to carry.

SB123 Ring Attendants

One attendant will be permitted to stand quietly inside the gate during any Ladies, Amateur, Masters, Owners, Amateur Owners or Junior Exhibitor class but must take no action that will affect the performance of any horse.

SB124 Awards

Awards must be made from the line-up; entries must not be asked to retire to the end of the ring.

SB125 Classes Offered and Specifications

Classes may be divided by sex. PROHIBITED: Stallions in Ladies and Junior Exhibitors classes.

1. OPEN, LIMIT, JUNIOR HORSE (Four Years Old & Under), THREE-YEAR-OLDS; TWO-YEAR-OLDS; MAIDEN; NOVICE. Exhibited at an animated walk; Park trot (speed to be penalized) and “show your horse”, to stand quietly. Judged on performance, presence, quality, manners and conformation. JUNIOR CHAMPIONSHIP: Judged 75% on performance, presence, quality and manners; 25% on total conformation.
2. LADIES OPEN, LADIES AMATEUR ONLY. Shown at a park trot and an animated walk, to stand quietly. Judged on manners, quality, presence, performance and conformation. LADIES CHAMPIONSHIP: Judged 75% on manners, quality, presence and performance; 25% on total conformation.
3. JUNIOR EXHIBITOR; AMATEUR (Ladies and/or Gentlemen); MASTERS; OWNERS; AMATEUR OWNERS, YOUTH. Shown at a park trot and an animated walk, to stand quietly. Judged on manners, performance, presence, quality and conformation. CHAMPIONSHIPS: Judged 75% on manners, performance, presence and quality; 25% on conformation.
4. To be eligible for the Junior Exhibitor; Amateur (ladies and/or Gentlemen); Masters; Owners; Amateur Owners Championships;YOUTH, horses must be entered, shown by a Junior Exhibitor; Amateur (ladies and/or Gentlemen); Masters; Owner; Amateur Owner and Youth respectively and judged in any other class in this section. Management may state in the prize list that only certain classes qualify for the Championships, i.e., Amateur Classes qualify for Amateur Championships, Ladies Classes qualify for Ladies Championship, etc.
5. GRAND CHAMPIONSHIP: To be eligible, horses must be entered, shown and judged in any other class in this section. Exhibited at an animated walk, park trot and “show your horse” (speed to be penalized); to stand quietly. Judged 75% on performance, presence, quality and manners; 25% on total conformation.
6. ASHBA TWO-YEAR-OLD, THREE-YEAR-OLD, FOUR-YEAR-OLD SWEEPSTAKES; ASHBA NATIONAL THREE-YEAR-OLD FUTURITY; ASHBA KENTUCKY FUTURITY (TWO-YEAR-OLDS): Exhibited at an

animated walk; park trot (speed to be penalized) and “show your horse,” to stand quietly. Judged on performance, conformation, presence, quality and manners.

7. ASHBA DRIVING CHALLENGE AND FINAL. (Drivers 17 years of age and under) To be shown and judged in accordance with SB125.3. For information regarding the qualification process or hosting classes, please contact the American Saddlebred Horse and Breeders Association at 4083 Iron Works Parkway, Lexington, KY 40511, (859) 259-2742, www.saddlebred.com.

SUBCHAPTER SB-4 PERFORMANCE, FIVE-GAITED

SB126 General

The Five-Gaited American Saddlebred and the Five-Gaited Half American Saddlebred should possess beauty, brilliance, elegance and refinement but its energy should be directed toward speed in an animated form. Entries shall be shown with a full mane and tail.

SB127 Appointments (see also SB104)

1. Bridle: A double bridle consisting of snaffle and curb bits is preferred and must suit the horse. No horse shall be shown with a snaffle bit only, breast plate, tie-down or martingale (Exception: 2 Year Olds may be shown in a snaffle bridle with a running martingale when specified in the prize list and provided they compete separately against others using identical equipment).
2. Saddle: The saddle should be flat, English-type with leather or web girth.
3. Attire: Informal dress for riders is required in morning and afternoon classes. Dark colored habit (with collars and lapels of same color) and accessories are appropriate for evening. Gaudy colors should be avoided.

SB128 Gait Requirements

Qualifying gaits are flat walk or animated walk, trot, slow gait, rack and canter.

SB129 Classes Offered and Specifications

Classes may be divided by sex. PROHIBITED: Stallions in Ladies and Junior Exhibitor classes. To be shown at a flat walk or animated walk, trot, slow gait, rack and canter.

1. OPEN, LIMIT, JUNIOR HORSE (Four-Year-Olds & Under), THREE-YEAR-OLDS; TWO-YEAR-OLDS; MAIDEN; NOVICE. Judged on performance, presence, quality, manners and conformation. JUNIOR CHAMPIONSHIP: Judged 75% on performance, presence, quality and manners; 25% on total conformation.
2. LADIES OPEN, LADIES AMATEUR ONLY. Judged on manners, quality, presence, performance and conformation. LADIES CHAMPIONSHIP: Judged 75% on manners, quality, presence and performance; 25% on total conformation.
3. JUNIOR EXHIBITORS; AMATEURS (Ladies and/or Gentlemen); MASTERS; OWNERS; AMATEUR OWNERS; YOUTH. Judged on manners, performance, presence, quality and conformation. CHAMPIONSHIPS: Judged 75% on manners, performance, presence and quality; 25% on total conformation.
4. To be eligible for the Junior Exhibitor; Amateur (ladies and/or Gentlemen); Masters; Owners; Amateur Owners; Youth Championships, horses must be entered, shown by a Junior Exhibitor; Amateur (ladies and/or Gentlemen); Masters; Owners; Amateur Owners and Youth respectively and judged in any other class in this section. Management may state in the prize list that only certain classes qualify for the Championships, i.e., Amateur Classes qualify for Amateur Championships, Ladies Classes qualify for Ladies Championship, etc.
5. GRAND CHAMPIONSHIP: To be eligible horses must be entered, shown and judged in any other class in this section. Judged 75% on performance, presence, quality and manners; 25% on total conformation.
6. COMBINATION: Shown first to an appropriate four-wheeled vehicle at an animated walk and trot, then shown Under Saddle at an animated walk, trot, slow gait, rack and canter. Judged 50% on suitability for harness;

50% on saddle work with emphasis on trot. Light harness with blinkers, martingale, snaffle bit and overcheck are required. Overcheck bit is optional. Prize list must specify whether driver/rider must be the same in both phases of the class.

7. ASHBA TWO-YEAR-OLD, THREE-YEAR-OLD, FOUR-YEAR-OLD SWEEPSTAKES; ASHBA NATIONAL THREE-YEAR-OLD FUTURITY: Judged on performance, conformation, presence, quality and manners. Entries are to be stripped. (Refer to Rules SB102 and SB105.)

SUBCHAPTER SB-5 PERFORMANCE, THREE-GAITED

SB130 General

The Three-Gaited American Saddlebred should be the epitome of beauty, brilliance, elegance, refinement and expression. Its gaits are collected and its energy directed toward animation and precision. It is shown with a roached mane and tail. Horses competing in the ASHBA Three-Year-Old and Four-Year-Old Three Gaited Sweepstakes classes may be shown with a full mane. Two-Year-Olds may be shown with a full mane and tail. Roached or full tails are permitted.

SB131 Appointments

A double bridle consisting of snaffle and curb is preferred and must suit the horse. No horse shall be shown with a snaffle bit only, breast plate, tie-down or martingale (Exception: 2 Year Olds may be shown in a snaffle bridle with a running martingale when specified in the prize list and provided they compete separately against others using identical equipment). The saddle should be flat, English-type with leather or web girth. Informal dress for riders is required in morning and afternoon classes. Formal attire or dark colored habit (with collars and lapels of same color) and accessories are appropriate for evening. Gaudy colors should be avoided. (See GR801)

SB132 Gait Requirements

To be shown at flat walk or animated walk, park trot and canter.

SB133 Classes Offered and Specifications

PROHIBITED: Stallions in Ladies and Junior Exhibitor classes. Quality, animation and expression are important.

a. Classes may be divided according to:
b. Sex—Mares, Stallions/Geldings.
c. Height—Over 14.2 hands and not exceeding 15 hands.
d. 15.2 hands and under.
e. Over 15.2 hands.

1. OPEN; LIMIT; JUNIOR HORSE (Four-Year-Olds & Under); THREE-YEAR-OLDS; TWO-YEAR-OLDS; MAIDEN; NOVICE. Judged on performance, presence, quality, manners and conformation. JUNIOR CHAMPIONSHIP: Judged 75% on performance, presence, quality and manners; 25% on total conformation.
2. LADIES OPEN, LADIES AMATEUR ONLY. Judged on manners, quality, presence, performance and conformation. LADIES CHAMPIONSHIP: Judged 75% on manners, quality, presence and performance; 25% on total conformation.
3. JUNIOR EXHIBITORS, AMATEURS (Ladies and/or Gentlemen); MASTERS; OWNERS; AMATEUR OWNERS; YOUTH. Judged on manners, performance, presence, quality and conformation. CHAMPIONSHIPS: Judged 75% on manners, performance, presence and quality; 25% on total conformation.
4. To be eligible for the Junior Exhibitor; Amateur (ladies and/or Gentlemen); Masters; Owners; Amateur Owners; Youth Championships, horses must be entered, shown by a Junior Exhibitor; Amateur (ladies and/or Gentlemen); Masters; Owners; Amateur Owners and Youth respectively and judged in any other class in this section. Management may state in the prize list that only certain classes qualify for the Championships, i.e.,

Amateur Classes qualify for Amateur Championships, Ladies Classes qualify for Ladies Championship, etc. For specifications regarding stripping Championships refer to Rules SB105 and SB109.

5. GRAND CHAMPIONSHIP: To be eligible, horses must be entered, shown and judged in any other class in this section. Judged 75% on performance, presence, quality and manners; 25% on total conformation.
6. COMBINATION: Shown first to an appropriate four-wheeled vehicle at an animated walk and park trot, then to be shown Under Saddle at a walk, park trot and canter. Prize list must specify whether driver/rider must be the same in both phases of class. Entries to be driven with liverpool bit with side check. Judged 50% on suitability for harness; 50% on saddle work with emphasis on trot.
7. ASHBA TWO-YEAR-OLD, THREE-YEAR-OLD, FOUR-YEAR-OLD SWEEPSTAKES; ASHBA NATIONAL THREE-YEAR-OLD FUTURITY: Judged on performance, conformation, presence, quality, and manners. Entries are to be stripped. (Refer to Rules SB102.2 and SB105.)

SUBCHAPTER SB-6 PARK

SB134 Description and Eligibility

1. The American Saddlebred and Half American Saddlebred Park Horse should be stylish with finish and quality and well-mannered. The performance should be animated and graceful in all gaits.
2. Horses shown in any class of this section are ineligible to compete in the American Saddlebred/Half American Saddlebred Pleasure Division (including Park Pleasure) at the same competition. They may however compete in the Performance sections (i.e. Three gaited, Five gaited, Fine Harness)In-Hand, Parade or Model classes.
3. Classes may be offered for horses with a roached mane and tail or horses with a full mane and tail but classes cannot be combined. American Saddlebred horses can have set or natural tails.
4. Stallions are prohibited in Ladies and Junior Exhibitor classes.
5. Classes may be divided by:
   a. Size of horse: 15.2 hands and under, Over 15.2 hands;
   b. Age or sex of rider;
   c. Sex of horse: Stallion, Gelding and Mare classes.

SB135 Appointments (see also SB104)

1. Under Saddle:
   a. Bridle: A double bridle consisting of snaffle and curb is preferred and must suit the horse. No horse shall be shown with a snaffle bit only, breast plate, tie-down or martingale (Exception: 2 Year Olds may be shown in a snaffle bridle with a running martingale when specified in the prize list and provided they compete separately against others using identical equipment).
   b. Saddle: The saddle should be flat, English-type with leather or web girth.
   c. Attire: Informal Saddle Seat attire for riders is required in morning and afternoon classes. Formal Saddle Seat attire or dark colored habit (with collars and lapels of same color) and accessories are appropriate for evening. Gaudy colors should be avoided.
2. Driving: Shown to an appropriate vehicle, preferable a small buggy with four wire wheels but without top. Light harness with blinkers, martingale, snaffle bit, and overcheck are required. Overcheck bit is optional.

SB136 Gait Requirements

To be shown at an animated walk or flat walk, park trot and canter; plus slow gait and rack in Five-Gaited classes. In Fine Harness classes the gaits will be park trot and animated walk. Horses to stand quietly.

SB137 Classes Offered and Specifications

1. THREE GAITED PARK. OPEN; JUNIOR, MAIDEN, NOVICE AND LIMIT; and CHAMPIONSHIPS. To be shown at a walk, trot and canter. To be judged on performance, manners, presence, quality and conformation.
2. THREE-GAITED PARK. Ladies, Junior Exhibitor, Amateur (ladies and/or Gentlemen), Owners, Amateur Owners, Masters and Youth; and Championships. To be shown at a walk, trot and canter. Horses to stand quietly in the lineup. To be judged on manners, performance, presence, quality and conformation.
3. ASHBA TWO-YEAR-OLD SWEEPSTAKES; ASHBA NATIONAL THREE-YEAR-OLD FUTURITY: To be shown at a walk, trot and canter. To be judged on performance, conformation, presence, quality and manners. Entries are to be stripped.
4. FIVE-GAITED PARK: Shown at a walk, trot, canter, slow gait and rack. To be judged on performance, manners, presence, quality and conformation.
5. FINE HARNESS PARK: To be shown at an animated park trot (speed to be penalized) and an animated walk, to stand quietly. To be judged on performance, manners, presence, quality and conformation.

SUBCHAPTER SB-7 PLEASURE—GENERAL

SB138 Introduction

The Pleasure Horse should be a typical American Saddlebred with quality, style, presence and suitable conformation; likewise the Half American Saddlebred should have quality, style, presence and suitable conformation. The American Saddlebred and the Half American Saddlebred should have prompt, comfortable gaits; giving the distinct impression it is an agreeable mount to ride. Easy, ground-covering action is desired. Manners and suitability as a Pleasure mount are paramount. Special emphasis is placed on a true, flat walk. Transitions from one gait to another should be smooth and effortless. TO BE PENALIZED: Laboring action; pulling, tossing head; going sideways and tail-switching.

SB139 Ineligibility

1. Show Pleasure and Country Pleasure sections are open to amateur riders and drivers only. Exception: Professionals may show in Hunter Country Pleasure and Western Country Pleasure classes provided that the class is designated as open. See SB162.4 and SB157.5
2. Horses shown in any other section within the American Saddlebred/Half American Saddlebred division are ineligible to compete in the American Saddlebred/Half American Saddlebred Pleasure horse section at the same competition. Exception: In Hand classes and Parade Horse classes if shown by an amateur. Horses cross entered between the Parade and Pleasure sections at the same competition may not use artificial appliances or devices per SB141 and must adhere to SB140 Appointment, Tails, while on the competition grounds, before and during a competition.
3. American Saddlebred and Half American Saddlebred Pleasure horses may be shown in other divisions or multi-breed classes at the same competition for which they are qualified.
4. Professionals may show the American Saddlebred Pleasure horse and Half American Saddlebred Pleasure Horse in In Hand, Model, American Saddlebred Hunter Country Pleasure or American Saddlebred Western Country Pleasure classes designated as open (per SB157.5 and SB162.4), another division or multi breed classes and the horse would still be eligible to compete in Pleasure horse classes at the same competition.
5. Cross entering at the same competition is prohibited between Show Pleasure and Country Pleasure; Three-Gaited Pleasure and Five-Gaited Pleasure

	Fine Harness	Five-Gaited	Three-Gaited	Three Gaited Park	Five Gaited Park	Three-Gaited Show Pleasure	Five-Gaited Show Pleasure	Show Pleasure Driving	Three-Gaited English Country Pleasure	Five-Gaited Country Pleasure	Country Pleasure Driving	Western Country Pleasure	Hunter Country Pleasure	Park Pleasure	In-Hand, Parade & Model	Classes Open to All Breeds
Fine Harness		Allowed	Allowed	Allowed SB134.2	Allowed SB134.2	Prohibited SB139.2	Prohibited SB139.2	Prohibited SB139.2	Prohibited SB139.2	Prohibited SB139.2	Prohibited SB139.2	Prohibited SB139.2	Prohibited SB139.2	Prohibited SB167.2	Allowed	Allowed
Five Gaited	Allowed		Allowed	Allowed SB134.2	Allowed SB134.2	Prohibited SB139.2	Prohibited SB139.2	Prohibited SB139.2	Prohibited SB139.2	Prohibited SB139.2	Prohibited SB139.2	Prohibited SB139.2	Prohibited SB139.2	Prohibited SB167.2	Allowed	Allowed
Three Gaited	Allowed	Allowed		Allowed SB134.2	Allowed SB134.2	Prohibited SB139.2	Prohibited SB139.2	Prohibited SB139.2	Prohibited SB139.2	Prohibited SB139.2	Prohibited SB139.2	Prohibited SB139.2	Prohibited SB139.2	Prohibited SB167.2	Allowed	Allowed
Three Gaited Park	Allowed SB134.2	Allowed SB134.2	Allowed SB134.2		Allowed	Prohibited SB139.2 SB134.2	Prohibited SB139.2 SB134.2	Prohibited SB139.2 SB134.2	Prohibited SB139.2 SB134.2	Prohibited SB139.2 SB134.2	Prohibited SB139.2 SB134.2	Prohibited SB139.2 SB134.2	Prohibited SB139.2 SB134.2	Prohibited SB134.2 SB167.2	Allowed SB134.2	Allowed
Five Gaited Park	Allowed SB134.2	Allowed SB134.2	Allowed SB134.2	Allowed		Prohibited SB139.2 SB134.2	Prohibited SB139.2 SB134.2	Prohibited SB139.2 SB134.2	Prohibited SB139.2 SB134.2	Prohibited SB139.2 SB134.2	Prohibited SB139.2 SB134.2	Prohibited SB139.2 SB134.2	Prohibited SB139.2 SB134.2	Prohibited SB134.2 SB167.2	Allowed SB134.2	Allowed
Three-Gaited Show Pleasure	Prohibited SB139.2	Prohibited SB139.2	Prohibited SB139.2	Prohibited SB139.2 SB134.2	Prohibited SB139.2 SB134.2		Prohibited SB139.5	Allowed	Prohibited SB139.5	Prohibited SB139.5	Prohibited SB139.5	Prohibited SB139.5	Prohibited SB139.5	Prohibited SB167.2	Allowed SB139.2	Allowed SB139.3
Five-Gaited Show Pleasure	Prohibited SB139.2	Prohibited SB139.2	Prohibited SB139.2	Prohibited SB139.2 SB134.2	Prohibited SB139.2 SB134.2	Prohibited SB139.5		Allowed	Prohibited SB139.5	Prohibited SB139.5	Prohibited SB139.5	Prohibited SB139.5	Prohibited SB139.5	Prohibited SB167.2	Allowed SB139.2	Allowed SB139.3
Show Pleasure Driving	Prohibited SB139.2	Prohibited SB139.2	Prohibited SB139.2	Prohibited SB139.2 SB134.2	Prohibited SB139.2 SB134.2	Allowed	Allowed		Prohibited SB139.5	Prohibited SB139.5	Prohibited SB139.5	Prohibited SB139.5	Prohibited SB139.5	Prohibited SB167.2	Allowed SB139.2	Allowed SB139.3
Three-Gaited English Country Pleasure	Prohibited SB139.2	Prohibited SB139.2	Prohibited SB139.2	Prohibited SB139.2 SB134.2	Prohibited SB139.2 SB134.2	Prohibited SB139.5	Prohibited SB139.5	Prohibited SB139.5		Prohibited SB139.5	Allowed	Allowed	Allowed	Prohibited SB167.2	Allowed SB139.2	Allowed SB139.3
Five-Gaited Country Pleasure	Prohibited SB139.2	Prohibited SB139.2	Prohibited SB139.2	Prohibited SB139.2 SB134.2	Prohibited SB139.2 SB134.2	Prohibited SB139.5	Prohibited SB139.5	Prohibited SB139.5	Prohibited SB139.5		Allowed	Allowed	Allowed	Prohibited SB167.2	Allowed SB139.2	Allowed SB139.3
Country Pleasure Driving	Prohibited SB139.2	Prohibited SB139.2	Prohibited SB139.2	Prohibited SB139.2 SB134.2	Prohibited SB139.2 SB134.2	Prohibited SB139.5	Prohibited SB139.5	Prohibited SB139.5	Allowed	Allowed		Allowed	Allowed	Prohibited SB167.2	Allowed SB139.2	Allowed SB139.3
Western Country Pleasure	Prohibited SB139.2	Prohibited SB139.2	Prohibited SB139.2	Prohibited SB139.2 SB134.2	Prohibited SB139.2 SB134.2	Prohibited SB139.5	Prohibited SB139.5	Prohibited SB139.5	Allowed	Allowed	Allowed		Allowed	Prohibited SB167.2	Allowed SB139.2	Allowed SB139.3
Hunter Country Pleasure	Prohibited SB139.2	Prohibited SB139.2	Prohibited SB139.2	Prohibited SB139.2 SB134.2	Prohibited SB139.2 SB134.2	Prohibited SB139.5	Prohibited SB139.5	Prohibited SB139.5	Allowed	Allowed	Allowed	Allowed		Prohibited SB167.2	Allowed SB139.2	Allowed SB139.3
Park Pleasure	Prohibited SB167.2	Prohibited SB167.2	Prohibited SB167.2	Prohibited SB134.2 SB167.2	Prohibited SB134.2 SB167.2	Prohibited SB167.2	Prohibited SB167.2	Prohibited SB167.2	Prohibited SB167.2	Prohibited SB167.2	Prohibited SB167.2	Prohibited SB167.2	Prohibited SB167.2		Allowed SB167.2	Allowed SB139.3 SB167.2
In-Hand, Parade and Model	Allowed	Allowed	Allowed	Allowed SB134.2	Allowed SB134.2	Allowed SB139.2	Allowed SB139.2	Allowed SB139.2	Allowed SB139.2	Allowed SB139.2	Allowed SB139.2	Allowed SB139.2	Allowed SB139.2	Allowed SB167.2		Allowed
Classes Open to All Breeds	Allowed	Allowed	Allowed	Allowed	Allowed	Allowed SB139.3	Allowed SB139.3	Allowed SB139.3	Allowed SB139.3	Allowed SB139.3	Allowed SB139.3	Allowed SB139.3	Allowed SB139.3	Allowed SB139.3 SB167.2	Allowed	

SB140 Appointments, Tails

Entries must be shown with a full mane and tail. Tails must not be put in any device (i.e., tailset, bustle or brace) which alters their carriage while on the competition grounds. Exception: Horses showing in the Show Pleasure division may wear tailsets or bustles, but may not show with the tail tied or braced, and unset tails will not be penalized. The fact that a horse's tail has once been set does not exclude participation.

SB141 Artificial Appliances

The use of artificial appliances or devices such as chains, shackles, rubber bands, blinkers (except when driving) or blindfolds are prohibited on the grounds before or during a competition. Any animal with prohibited equipment must be disqualified from further competition and forfeit all entry fees and winnings. The use of protective equipment such as non-weighted bell boots, shin boots, etc., is allowed on the grounds and in the warm-up areas prior to entering the competition ring.

SB142 Showing

Classes are open only to mares and/or geldings. Stallions are prohibited except in Weanling and Yearling In-Hand. Horses are to be shown by an Amateur or by a Junior Exhibitor. Amateur and Junior Exhibitors shall not compete in the same class except in restricted classes and Championships and at competitions where there are insufficient entries to fill two classes.

SB143 Specialty Classes.

Model, Side Saddle, Antique Carriage with Period Costume, etc., classes may be offered for both Show and Country Pleasure (which may be shown together, provided the prize list so states). Classes for Jumpers, Dressage, etc., may be offered and shown under the rules of that particular USEF division.

SB144 In-Hand Classes

1. In-Hand classes for Pleasure Horses are encouraged.
2. Ungelded colts are permitted only in Weanling and Yearling classes.
3. Weanlings and Yearlings must be shown barefoot. Two-Year-Olds and older should be shod to conform with Show Pleasure or Country Pleasure rules. PROHIBITED: Curb bits on Weanlings and Yearlings.
4. Entries are to be led into the ring and shown in bridle or halter, without quarter boots, blinkers, blindfolds or other appliances. Only two Amateur/Juvenile attendants per animal are permitted. They must be neatly attired with clean, well-fitted conservative clothes. Entries must stand squarely on all four feet with the front legs perpendicular to the ground. Rear legs may be placed slightly back but the handler may be asked to move hind legs up under the animal for inspection.
5. Judged 50% on conformation and finish; 50% way of going and natural action (Refer to SB175).

SB145 Division of Classes

1. Classes may be divided according to:
   a. Sex or age of horse.
      Height—over 15.2 hands; 15.2 hands and under; 14.2 hands and under. Entries 14.2 hands and under must possess a valid measurement card or form, the measurement to be done as per SB204.3. Exception: A Federation measurement card or form is not required for entry into Lite classes restricted by the height of the horse or pony. However, horses and ponies must be within the correct height range when competing in classes restricted by height.
   b. Sex or age of rider.
   c. With or without Championships.

2. Recommended are Maiden, Novice, Limit, Junior (Four-Year-Olds & Under), Masters, Owners and Youth classes in all classifications and Amateur-Owner-Trainer.

SB146 Headers

One attendant without whip is permitted to head each horse during the line up in driving classes for both Country Pleasure and Show Pleasure. The header may stand the entry on its feet and then must stand three paces back from the horse and is only allowed to touch the horse for safety purposes. Horses are to remain checked but the overcheck may be adjusted. It is imperative that the horse stand quietly and back readily.

SUBCHAPTER SB-8 ENGLISH SHOW PLEASURE

SB147 General

1. The English Show Pleasure horse generally has less animation than the Three-Gaited, Five-Gaited and Fine Harness Performance horse but should be alert and responsive. High, natural, free-moving action is desirable. Laboring action due to excessive weight of shoes or length of foot is penalized.
2. Entries must be shown with full mane and tail. Horses showing in the English Show Pleasure division may wear tailsets or bustles, but may not show with the tail tied or braced, and unset tails will not be penalized. Braids and inconspicuously applied hair in mane and tail are permitted. Shoe bands and pads are permitted. Quarter boots and bell boots are permitted only in Five-Gaited classes.

SB148 Appointments (see also SB104)

1. Under Saddle:
   a. Bridle: A double bridle consisting of snaffle and curb is preferred and must suit the horse. No horse shall be shown with a snaffle bit only, breast plate, tie-down or martingale. (Exception: 2 year olds may be shown in a snaffle bridle with a running martingale when specified in the prize list and provided they compete separately against others using identical equipment.)
   b. Saddle: the saddle should be flat, English-type with leather or web girth.
   c. Attire: For rider, informal attire with coat and hat or protective headgear. Gaudy colors should be avoided.
2. Driving: Entries to be shown with driver only to a two-wheeled jog cart. Light harness with blinkers, martingale, snaffle bit, and overcheck are required. Overcheck bit is optional. Driver to dress conservatively (not period attire).

SB149 Gait Requirements

To be shown at a flat walk, trot and canter plus slow gait and rack in Five-Gaited classes. In Driving classes, the gaits are flat walk, trot and extended trot.

SB150 Judging

Manners and suitability as a Pleasure mount are paramount. Transitions from one gait to another should be smooth and effortless. Light contact with the horse's mouth must be maintained. Special emphasis is placed on a true flat walk. Entries must stand quietly and back readily in the line-up. TO BE PENALIZED: Pulling, head tossing, laboring action, going sideways and tail-switching.

SB151 Classes Offered and Specifications

1. THREE-GAITED ENGLISH SHOW PLEASURE. Shown at a flat walk, trot and canter. Judged 75% on manners, performance, presence and quality; 25% on total conformation.

2. ENGLISH SHOW PLEASURE WALK/TROT. For riders 12 years of age and under. Riders must not have ever been judged in a class at a licensed or non-licensed competition that required a canter. To be shown at a flat walk and trot. Will not be asked to back. Horses must stand quietly in the lineup. Headers will be permitted in the lineup and will be called in by the announcer after the class has lined up and before they are judged. One attendant without whip will be permitted to head each horse during the lineup. To be judged on manners, performance, presence, quality and conformation.
3. FIVE-GAITED SHOW PLEASURE. Shown at a flat walk, trot, slow gait, rack at moderate speed and canter. Judged 75% on manners, performance, presence and quality; 25% on total conformation.
4. DRIVING SHOW PLEASURE. Shown to a two-wheeled jog cart with driver only. Shown at a flat walk, trot and extended trot, speed to be penalized. Light harness with blinkers, martingale, snaffle bit, and overcheck are required. Overcheck bit is optional. Judged 75% on manners, performance, presence and quality; 25% on total conformation.
5. ASHBA DRIVING CHALLENGE AND FINAL. (Drivers 17 years of age and under) To be shown and judged in accordance with SB151.4. For information regarding the qualification process or hosting classes, please contact the American Saddlebred Horse and Breeders Association at 4083 Iron Works Parkway, Lexington, KY 40511, (859) 259-2742, www.saddlebred.com.

SUBCHAPTER SB-9 ENGLISH COUNTRY PLEASURE

SB152 General

1. The English Country Pleasure horse may be less showy than the Show Pleasure horse but should still be typical of the breed. Easy, ground covering action is desired. As in all American Saddlebred sections, the best quality specimens of the breed should prevail.
2. English Country Pleasure horses must be plain shod or unshod. Permissible as plain shod shall be a shoe (inclusive of caulks), which may be thicker at the heel and may include toe clips and side clips. One leather rim pad, no thicker than ¼" allowed. The rim pad is not to be any wider than the shoe. Also permissible is an eggbar shoe. Not permissible as plain shod: bands, bars, synthetic pads of any kind, wedges, lead, springs, any attachment that extends below the bottom of the shoe, and any foreign substance not specified as permissible. The sole and entire frog of the foot must be visible. Any animal with prohibited shoeing must be disqualified from further competition at that competition and forfeit all entry fees and winnings. Quarter boots and bell boots are permitted only in Five-Gaited classes.
3. Entries must be shown with full mane and tail. Tails must not be gingered or put in any device (i.e., tailset, bustle or brace) which alters their carriage while on the grounds. The fact that a horse's tail has once been set does not exclude participation. Braids and artificial manes are prohibited. Inconspicuously applied hair in the tail is permitted.

BOD 06/17/2025 Effective 12/1/2025

SB153 Appointments

1. Under Saddle:
   a. Bridle: A double bridle consisting of snaffle and curb is preferred and must suit the horse. No horse shall be shown with a snaffle bit only, breast plate, tie-down or martingale. (Exception: 2 year olds may be shown in a snaffle bridle with a running martingale when specified in the prize list and provided they compete separately against others using identical equipment.)
   b. Saddle: The saddle should be flat, English-type with leather or web girth.
   c. Attire: For rider, informal saddle seat attire with coat and hat or protective headgear. Gaudy colors should be avoided.
2. Driving: Entries to be shown to a two-wheeled jog cart with driver only. Light show harness with blinkers, martingale, snaffle bit (straight or jointed), overcheck or sidecheck are required. Overcheck or sidecheck bit is optional. Driver to dress conservatively (not period attire).

SB154 Gait Requirements

To be shown at a flat walk, trot, extended trot and canter; plus slow gait and rack in Five-Gaited classes. In Driving classes, the gaits are a flat walk, trot and extended trot.

SB155 Judging

Manners and suitability as a pleasure mount are paramount. Transitions from one gait to another should be smooth and effortless. Horses must be obedient with prompt transitions. Special emphasis is placed on a true, flat walk. Entries must be asked both ways of the ring to halt and stand quietly on the rail. Horses must stand quietly and back readily in the line-up. TO BE PENALIZED: Pulling, head tossing, laboring action, going sideways and tail-switching.

SB156 Classes Offered and Specifications

1. THREE-GAITED, ENGLISH COUNTRY PLEASURE. Shown at a flat walk, trot, extended trot and canter. Judged 75% on manners, performance, presence and quality; 25% on total conformation.
2. DRIVING COUNTRY PLEASURE. Shown to a suitable two-wheeled jog cart with driver only. Light show harness with blinkers, martingale, snaffle bit (straight or jointed), overcheck or sidecheck are required. Overcheck or sidecheck bit is optional. Driver to dress conservatively (not period attire). Shown at a flat walk, trot and extended trot, speed to be penalized. Judged 75% on manners, performance, presence and quality; 25% on total conformation. During any workout, headers are permitted for those not participating on the rail.
3. FIVE-GAITED COUNTRY PLEASURE. Shown at a flat walk, trot, extended trot, slow gait, rack at moderate speed and canter. Judged 75% on manners, performance, presence and quality; 25% on total conformation.
4. ENGLISH TRAIL. Shown over and through a minimum of five obstacles and at a flat walk, trot and canter on a reasonably loose rein without undue restraint. Judged 75% on manners, performance, presence and quality; 25% on total conformation.
5. ENGLISH PAIRS. Shown at a flat walk, trot and canter. Judged 75% on manners, performance, presence, quality and conformation; 25% on uniformity and neatness of attire.
6. COMBINATION. Shown in harness as a driving horse and Under Saddle as a Three-Gaited horse, English Equipment. Change of equipment to be made in the ring. Each phase of the competition to count 50%. Prize list to specify whether driver and rider must be same in both phases of the class.
7. VERSATILITY. Shown with Western Equipment at a flat walk, jog-trot and lope both ways of the ring. Then shown with English Equipment at a flat walk, trot, extended trot and canter both ways of the ring. Change of equipment for both horse and rider to be made in the ring. Each phase of the competition to count 50%. Prize list to specify whether riders must be the same in both phases of the class.

SUBCHAPTER SB-10 WESTERN

SB157 General

1. In Western Equipment and Trail classes, a less elevated head carriage should not be penalized. The Western Equipment horse should have more substance, especially in the quarters, be close-coupled and have well-defined withers. As in all American Saddlebred/Half American Saddlebred divisions, the best quality specimens of the breed should prevail.
2. Western Country Pleasure horses must be plain shod or unshod. Permissible as plain shod shall be a shoe (inclusive of caulks), which may be thicker at the heel and may include toe clips and side clips. One leather rim pad, no thicker than ¼" allowed. The rim pad is not to be any wider than the shoe. Also permissible is an eggbar shoe. Not permissible as plain shod: bands, bars, synthetic pads of any kind, wedges, lead, springs, any attachment that extends below the bottom of the shoe, and any foreign substance not specified as permissible. The sole and entire frog of the foot must be visible. Any animal with prohibited shoeing must be disqualified from further competition at that competition and forfeit all entry fees and winnings.

3. Entries must be shown with full mane and tail. Tails must not be put in any device (i.e., tailset, bustle or brace) which alters their carriage while on the grounds. The fact that a horse's tail has once been set does not exclude participation. Braids and artificial manes are prohibited. Inconspicuously applied hair in the tail is permitted.
4. If bridles are to be checked, it is the sole responsibility of the judge(s) to do so. The judge may designate the steward to check bridles at the out gate. Riders must dismount.
5. Professionals may compete in American Saddlebred division classes designated as Open in Western Country Pleasure Prospect, Junior Horse, Maiden/Novice/Limit Horse, and Western Country Pleasure classes, provided two additional Western classes restricted to amateurs are offered at the same competition.

BOD 06/17/2025 Effective 12/1/2025

SB158 Appointments (see also SB104)

Entries must be penalized for incomplete appointments but not necessarily disqualified.

1. Western Equipment.
   a. Inconspicuously applied rubber bands may be used to keep the forelock in place.
   b. Attire:
      1. Riders shall wear Western hat, long sleeved shirt and/or jacket with a collar and a necktie, kerchief or bolo tie, bow tie, peddle-tie, rosette-tie, or pin used as a tie; trousers or pants (or one piece equitation suit is acceptable provided it includes a collar and cuffs). Chaps, shotgun chaps or chinks and boots are required. A vest, coat or sweater may be worn. Protective headgear with harness is optional in all classes (refer to GR801), not required to be of Western style. Spurs are optional. Whips are prohibited except for riders riding side saddle.
      2. A side saddle rider must wear an apron of closed or button type with belt under loops. It is suggested that an apron with waistband cut the same as chaps and double thickness is used in classes where chaps are required.
   c. Saddle: Entries shall be shown with stock saddle but silver equipment will not count over a good working outfit. A side saddle shall be considered legal equipment. Tapaderos are prohibited. Hobbles and riata are not required.
   d. Bridles/Bits: There shall be no discrimination against any standard Western bit.
      1. A standard Western bit is defined as having a shank with a maximum length overall of 8 1/2".
      2. The mouthpiece will consist of a metal bar 5/16" to 3/4" in diameter as measured one inch in from the shank. The bars may be inlaid but must be smooth or latex wrapped. Nothing may protrude below the mouthpiece (bar) such as extensions, prongs or rivets designed to intimidate the horse.
      3. Rollers attached to the center of the bit are acceptable, and may extend below the bar.
      4. Jointed mouthpieces are acceptable and may consist of two or three pieces and may have one or two joints.
      5. A three-piece mouthpiece may include a connecting ring of 1 1/4" or less in diameter or a connecting flat bar of 3/8" to 3/4" (measured top to bottom with a maximum length of 2"), which lies flat in the mouth, or a roller or port as described herein.
      6. The port must be no higher than 3 1/2" maximum with roller(s) and covers acceptable. Jointed mouthpieces, half-breeds and spade bits are standard.
      7. Slip or gag bits, rigid donut mouthpieces and flat polo mouthpieces are prohibited. Roping bits with both reins connected to a single rein at center of cross bar shall not be used.
      8. Reins must be attached to each shank. Any rein design or other device which increases the effective length and thereby the leverage of the shank of a standard western bit is prohibited. Anything that alters the intended use of the equipment as provided for in the description of appointments for a given class is considered to be an artificial appliance.
      9. Standard snaffle bits are permitted in any class on horses four years old and under that have never been shown in any Western event in a curb bit bridle.
      10. A standard snaffle bit is defined as a center jointed single, rounded, unwrapped smooth mouthpiece of 5/16" to 3/4" diameter metal as measured from ring to 1" in from the ring with a gradual decreased to the center of the snaffle. The rings may be from 2" to 4" outside diameter of either the loose type, eggbutt, dee or center mounted without cheeks. If a curb strap is used it must be attached below the reins.

11. Hackamores are permitted in any class on horses four years old and under that have never been shown in any Western event in a curb bit bridle. A hackamore includes a bosal rounded in shape and constructed of braided rawhide or leather and must have a flexible nonmetallic core attached to a suitable headstall. Attached reins may be of hair, rope or leather. No other material of any kind is to be used in conjunction with a bosal, i.e., steel, metal or chains (Exception: smooth plastic electrical tape is acceptable)
12. Curb chains and leather chinstraps may be used but must be flat and at least 1/2” in width and lie flat against the jaws of the horse. No wire, rawhide, metal or other substance can be used in conjunction with or as part of the leather chinstrap, or curb chains. Rounded, rolled, braided or rawhide curb straps are prohibited. A light lip strap is permissible. Hackamore bits, bosals, cavesson type nosebands, martingales and tiedowns are prohibited. A judge does not have the authority to add or to remove any of the standard equipment as specified above.
13. A snaffle or hackamore horse is not more than four years old and must never have been shown in any western event in a bridle. Rider may use both hands. Both hands must be visible to the Judge. Horses may not switch from a curb bit to a snaffle or hackamore.

SB159 Gait Requirements

To be shown at a flat walk, jog-trot, and lope on a reasonably loose rein without undue restraint (ridden with one hand on reins, refer to SB161.1).

SB160 Judging

Manners and suitability as a pleasure mount are paramount. Transitions from one gait to another should be smooth and effortless. Horses must be obedient with prompt transitions. Special emphasis is placed on a true, flat walk. Entries must be asked both ways of the ring to halt and stand quietly on the rail. Horses must stand quietly and back readily in the line-up. TO BE PENALIZED: Pulling, head tossing, laboring action, going sideways and tail-switching.

SB161 Classes Offered and Specifications

1. WESTERN COUNTRY PLEASURE. (Open, Amateur, Masters, Maiden, Novice, Limit, Mares, Geldings, Junior Horse, OTR, Ladies, Gentlemen, Junior Exhibitor,Youth.) To be shown at a flat walk, jog- trot, lope. To stand quietly and back readily. Only one hand may be used on reins and hands must not be changed except to negotiate an obstacle in a Trail Horse Class. The rider’s hand is to be around reins. When end of split reins fall on side of reining hand, one finger between reins is permitted. When using romal or when ends of split reins are held in hand not used for reining, no finger between reins is allowed. Rider may hold romal or end of spilt reins to keep them from swinging and to adjust the position of the reins provided it is held with at least 16” of rein between the hands. To be judged on manners, performance, quality and conformation.
2. WESTERN COUNTRY PLEASURE WALK /JOG. For riders 12 years of age and under. Horses to be shown and judged in accordance with other Western Country Pleasure classes with the exception that horses will not be asked to halt on the rail or back. Riders must never have been judged in a class at a licensed or non-licensed competition that required a canter or lope. Headers will be permitted in the lineup and will be called in by the announcer after the class has lined up and before they are judged. One attendant without whip will be permitted to head each horse during the lineup.
3. WESTERN COUNTRY PLEASURE PROSPECT. Open only to horses competing during their first or second year of competing in any level of competition (including without limitation Federation licensed competitions, Affiliate associated competitions, or open competitions) utilizing western tack. May be shown by a professional, amateur, or junior exhibitor. Hackamores and snaffle bits are permitted. To be shown at a flat walk, jog- trot, and lope. To stand quietly and back readily. Only one hand may be used on reins (two hands are permitted for Hackamores and snaffle bits) and hands must not be changed. The rider’s hand is to be around reins. When end of split reins fall on side of reining hand, one finger between reins is permitted. When using romal or when ends of split reins are held in hand not used for reining, no finger between reins is allowed. Rider may hold romal or end of spilt reins to keep them from

swinging and to adjust the position of the reins provided it is held with at least 16” of rein between the hands. To be judged on manners, performance, quality and conformation.

4. WESTERN COUNTRY PLEASURE CHAMPIONSHIP (Open, Amateur, Masters, Junior Exhibitor, Youth). To be eligible, horse must have been entered, shown and judged in a designated qualifying class. To be shown at a flat walk, jog-trot and lope on a reasonably loose rein without undue restraint ridden with one hand on reins, refer to SB161.1. To stand quietly and back readily. To be judged on manners, performance, quality and conformation.
5. WESTERN SHOW PLEASURE. Shown at a flat walk, jog-trot and lope and ridden with one hand on the reins. (See SB161.1. Judged 75% on manners, performance, presence and quality; 25% on total conformation.
6. SADDLE & BRIDLE’S SHATNER WESTERN PLEASURE CLASS. Please refer to the website for “Saddle & Bridle” Magazine at www.saddleandbridle.com.
7. SADDLE & BRIDLE’S WORKING WESTERN PLEASURE CLASS. Please refer to the website for “Saddle & Bridle” Magazine at www.saddleandbridle.com.
8. WESTERN TRAIL. Shown over and through a minimum of five obstacles and at a flat walk, jog-trot and lope on a reasonably loose rein without undue restraint. Only one hand may be used on reins and hands must not be changed except to negotiate an obstacle in a Trial Horse Class (two hands are permitted for Hackamores and snaffle bits.) Judged 75% on manners, performance, presence and quality; 25% on total conformation.
9. WESTERN PAIRS. Shown at a flat walk, jog-trot and lope (ridden with one hand on reins, refer to SB161.1). Judged 75% on manners, performance, presence, quality and conformation; 25% on uniformity and neatness of attire.
10. VERSATILITY. Shown with Western Equipment at a flat walk, jog-trot and lope both ways of the ring. Then shown with English Equipment at a flat walk, trot, extended trot and canter both ways of the ring. Change of equipment for both horse and rider to be made in the ring. Each phase of the competition to count 50%. Prize list to specify whether riders must be the same in both phases of the class.

Illustrations depicting headsets for an American Saddlebred/Half American Saddlebred competing in Western Pleasure

ACCEPTABLE



Fig. 1

UNACCEPTABLE

Fig. 2

ACCEPTABLE



Fig. 3

UNACCEPTABLE



Fig. 4

© USEF 2026

	GOOD	MINOR FAULTS	MAJOR FAULTS	ELIMINATION
WALK	Ground covering Flat footed Good attitude	Slow Disinterested Not attentive	Nervous Jogging not walking	
JOG	Easy riding Free action Consistent Steady	Too slow Too fast	Not performing a two-beat jog Failing to jog both front and back Hard or rough riding	
LOPE	Easy riding Good motion Consistent Steady	Too slow Too fast	Wrong lead Pulling Not performing a three-beat lope Hard or rough riding	
BACK	Proper flexion Readily responsive Back in straight line	Hesitant Not backing straight	Throwing head Gaping mouth Pulling, not backing Rearing	
GENERAL	Smooth Steady Easy riding Proper flexion and balance Good attitude Reasonably loose rein without undue restraint	Over or under flexion Sour ears Switching tail Inconsistent speed Out of balance Poll too high or too low to throw horse out of balance Improper or incomplete appointments	Throwing head Bad mouth Consistent bumping of the bit Gaping mouth Bleeding mouth Kicking Consistent breaking of gaits Obvious schooling Fall of horse or rider	Two hands on reins (exception: snaffle/hackamore horses) Fingers between closed reins More than one finger between split reins Illegal equipment Riding with whip (except sidesaddle) Lameness Cueing horse in front of cinch
HALT	Standing quietly	Fidgeting Moving slightly	No halt	

© USEF 2026

*Eliminated entries are ineligible to receive an award regardless of the number of competitors in the class. However, eliminated entries that complete the qualifying class are eligible to participate in the championship unless the prize list specifically restricts entries in the championship to ribbon winners only. (See GR118)

© USEF 2026

SOME ACCEPTABLE CURB CHAINS

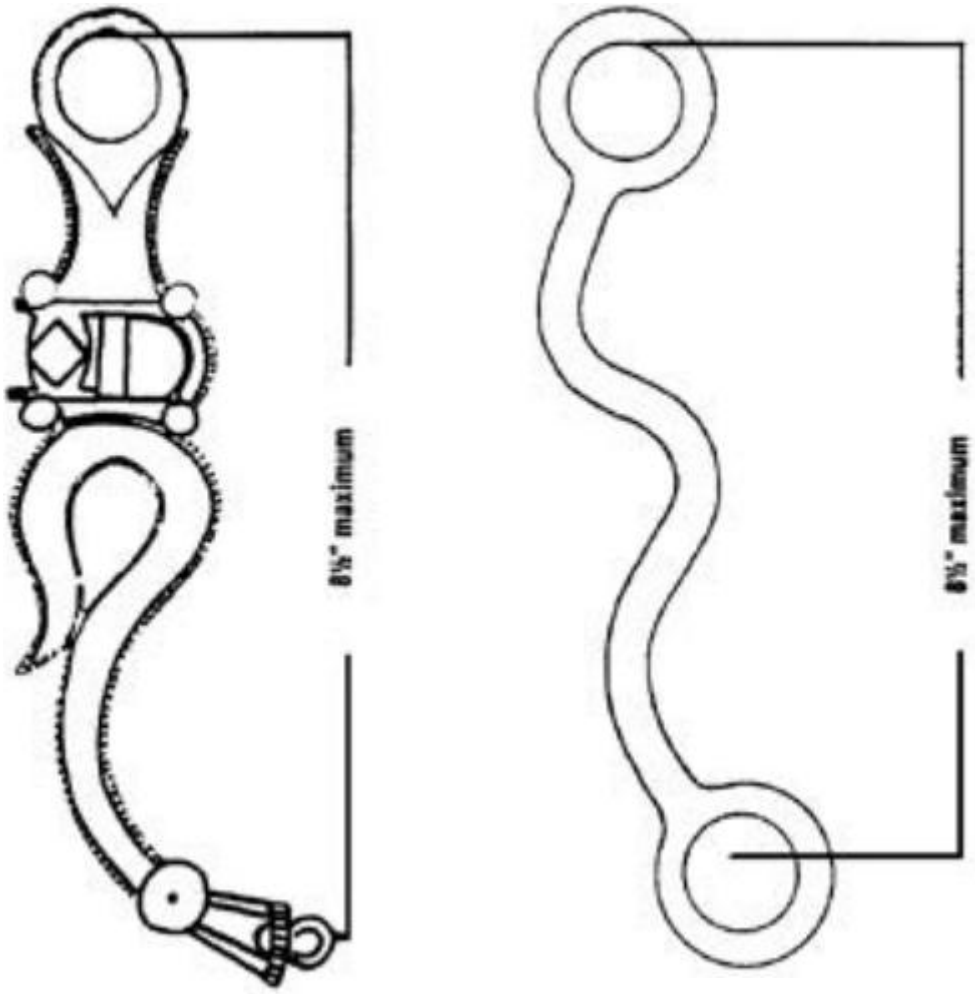

CORRECT METHOD OF MEASURING OVERALL BIT LENGTH. A VERTICAL LINE FROM THE UPPER MOST PART OF HEADSTALL SLOT TO THE REIN RING.

SB162 General

1. The American Saddlebred and the Half American Saddlebred Hunter Country Pleasure Horse must give the distinct appearance of being a pleasure to ride and display a pleasurable and relaxed attitude. It should be in a generally longer frame than that of other American Saddlebred and Half American Saddlebred Country Pleasure Horses. The neck should be carried lower and the head should be carried in a more relaxed manner with less bend at the poll. High headed horses and horses behind the vertical must be penalized. As in all American Saddlebred/Half American Saddlebred divisions, the best quality specimens of the breed should prevail.
2. Hunter Country Pleasure horses must be plain shod or unshod. Permissible as plain shod shall be a shoe (inclusive of caulks), which may be thicker at the heel and may include toe clips and side clips. One leather rim pad, no thicker than ¼" allowed. The rim pad is not to be any wider than the shoe. Also permissible is an eggbar shoe. Not permissible as plain shod: bands, bars, synthetic pads of any kind, wedges, lead, springs, any attachment that extends below the bottom of the shoe, and any foreign substance not specified as permissible. The sole and entire frog of the foot must be visible. Any animal with prohibited shoeing must be disqualified from further competition at that competition and forfeit all entry fees and winnings.
3. Horses may show with a conservative braided mane and tail. Horses shall not be penalized for showing with a full, unbraided mane and tail. Tails must not be put in any device (i.e., tailset, bustle or brace) which alters their carriage while on the grounds. The fact that a horse's tail has once been set does not exclude participation. Artificial manes are prohibited. Inconspicuously applied hair in the tail is permitted.
4. Professionals may compete in the American Saddlebred/Half American Saddlebred division in Hunter Country Pleasure Prospect or Hunter Country Pleasure classes designated as open, provided two additional Hunter classes restricted to amateurs are offered at the same competition.

BOD 06/17/2025 Effective 12/1/2025

SB163 Appointments (see also SB104)

Entries shall be penalized for incomplete appointments, and may be disqualified. Hunter pleasure horses must be shown with traditional hunter-style equipment, including browband and cavesson of hunter type.

Hunter pleasure horses shall be shown with hunter-style equipment

1. Bridle: A snaffle bridle, pelham with two reins, kimberwicke bits or a full bridle (curb and snaffle). If a full bridle is used, it must be of hunter style with curb shanks and pelhams not exceeding five and a half inches (5.5"). Curb Shanks and pelhams must be measured from the uppermost part of the headstall slot to the rein ring, please see diagram below. Curb shanks and pelhams exceeding five and a half inches (5.5") will be penalized. Breast plates are permissible, but martingales are prohibited.
2. Saddle: A forward or balance seat saddle. Exception: an appropriate style side saddle is permitted.
3. Attire: Shall be traditional hunter-style jacket, breeches or hunter jodhpurs, dark hunting cap, derby or protective headgear and appropriate boots. Tall dress or tall field boots are preferred as traditional. Paddock or jodhpur boots with matching half chaps are permitted. A stock, choker or four in hand tie with any color shirt is correct. Shadbellies are prohibited. A coat of traditional color made of materials that are suitable for hunting is permitted. Discrete patterns are permitted. Brocades, raised patterns, glossy/metallic/shiny fabrics or materials are prohibited for hunting and shall be penalized. Ornamentations on any items of attire are prohibited and must be penalized (except a stock or lapel pin, tie clip, number magnets, or tie tack.) Exception: a side saddle rider may wear a skirt, divided skirt, or apron.
4. In all classes, gloves, hunter crop or bat, spurs and appointments are optional. Junior riders shall wear headgear with protective harness attached when mounted. Protective headgear may be worn without penalty. Members of the Armed Services or the Police may wear the Service Dress Uniform.

SB164 Gait Requirements

To be shown at a walk, trot (forward moving stride), extended trot, canter and extended canter both ways of the ring. For safety reasons the judge may limit the number of horses to be shown at extended canter at one time. Entries must be asked both ways of the ring to halt and stand quietly on the rail.

SB165 Judging

Manners and suitability as a pleasure mount are paramount. Transitions from one gait to another should be smooth and effortless. Horses must be obedient with prompt transitions. Special emphasis is placed on a true, flat walk. Entries must be asked both ways of the ring to halt and stand quietly on the rail. Horses must stand quietly (Hunter horses are not to be stretched) and back readily in the line-up. TO BE PENALIZED: Pulling, head tossing, laboring action, going sideways, tail-switching and excessive speed at the extended canter. For Hunter Country Pleasure Horses, competitors enter the ring in a counterclockwise direction at the trot. Light contact with the horse's mouth must be maintained at all gaits. Judges must consider the performance at each gait equally in adjudicating the class. Horses may show with a conservative braided mane and tail. Horses shall not be penalized for showing with a full, unbraided mane and tail.

Illustrations depicting headsets for an American Saddlebred/Half American Saddlebred competing in Hunter Country Pleasure

To be penalized

Acceptable

To be penalized

Acceptable



SB166 Classes Offered and Specifications

1. HUNTER COUNTRY PLEASURE. (Open, All Ages, Ladies, Gentlemen, Adult Amateur, Master, Juvenile, Maiden, Novice, Youth, Limit, Junior, Championship, or Stake) To be shown at a walk, trot, extended trot, canter and extended canter both ways of the ring. For safety reasons the judge may limit the number of horses to extended canter at one time. Entries must be asked both ways of the ring to halt and stand quietly on the rail. To be judged on manners, performance, suitability as a Hunter, quality and conformation. In the line, horses must stand quietly with all four legs perpendicular to the ground. Horse shall be required to back readily in the line.
2. HUNTER COUNTRY PLEASURE PROSPECT. Open only to horses competing during their first or second year of competing in any level of competition (including without limitation Federation licensed competitions, Affiliate associated competitions, or open competitions) utilizing hunter tack. May be shown by a professional, amateur or junior exhibitor. To be shown at a walk, trot, extended trot, canter and extended canter both ways of the ring. For safety reasons, the judge may limit the number of horses required to extended canter at one time. Entries must be asked both ways of the ring to halt and stand quietly on the rail. To be judged on suitability as a Hunter, manners, performance, quality and conformation. In the line, horses must stand quietly with all four legs perpendicular to the ground. Horse shall be required to back readily in the line.
3. SADDLE & BRIDLE'S HUNTER SEAT CLASSIC. Please refer to the website for "Saddle & Bridle" Magazine at www.saddleandbridle.com.
4. ASHBA Four-Year-Old Hunter Sweepstakes - open only to four-year-olds that have been nominated to the ASHBA Four-Year-Old Hunter Sweepstakes Program. May be shown by a professional or amateur. To be shown at a walk, trot, extended trot, canter and extended canter both ways of the ring. Entries must be asked both ways of the ring to halt and stand quietly on the rail. To be judged on suitability as a Hunter, manners, performance, conformation, and quality. In the line, horses must stand quietly with all four legs perpendicular to the ground. Horse shall be required to back readily in the line. Entries are to be stripped.

SUBCHAPTER SB-12 PARK PLEASURE

SB167 Description and Eligibility

1. The American Saddlebred and Half American Saddlebred Park Pleasure Horse should be stylish with finish, quality and well mannered. The performance should be animated and graceful at all gaits.

2. This section is open to professionals and amateurs. Horses shown in any class of this division are ineligible to show in the American Saddlebred Performance Division (i.e. Three-Gaited, Five-Gaited, Fine Harness, and Park Horse) or the American Saddlebred Pleasure and Country Pleasure divisions at the same show except they may show in In-Hand or Model classes. Classes in the Park Pleasure division are open to mares and geldings only.
3. Country Park Pleasure horses must be plain shod. Permissible as plain shod shall be a shoe (inclusive of caulks), which may be thicker at the heel and may include toe clips and side clips. Also permissible is an eggbar shoe. Not permissible as plain shod; bands, bars, pads of any kind, wedges, lead, springs, any attachment that extends below the bottom of the shoe, and any foreign substance not specified as permissible. The sole and entire frog of the foot must be visible. Any animal with prohibited shoeing must be disqualified from further competition at that competition and forfeit all entry fees and winnings.
4. In Park Pleasure classes entries must be shown with a full mane and tail. Hors-es showing in the Park Pleasure division may wear tailsets or bustles, but may not show with the tail tied or braced and unset tails will not be penalized. The use of artificial appliances or devices such as chains, shackles, rubber bands, blinkers (except when driving) or blindfolds are prohibited on the grounds before or during the show. Any animal with prohibited equipment must be disqualified from further competition at that show and forfeit all entry fees and winnings.

SB168 Appointments (see also SB104)

1. Bridle: A double bridle consisting of snaffle and curb is preferred and must suit the horse. No horse shall be shown with a snaffle bit only, breast plate, tiedown or martingale (Exception: 2 Year Olds may be shown in a snaffle bridle with a running martingale when specified in the prize list and provided they compete separately against others using identical equipment).
2. Saddle: The saddle should be flat, English-type with leather or web girth.
3. Attire: For rider, informal attire with coat and hat or protective headgear. Gaudy colors should be avoided.

SB169 Judging Procedure

To be judged on manners, performance, presence and quality and conformation. Country Park Pleasure horses must be obedient with prompt transitions and entries must be asked, both ways of the ring, to halt and stand quietly on the rail.

SB170 Gait Requirements

1. Park Pleasure horses are to be shown at a flat walk, trot and canter.
2. Country Park Pleasure horses are to be shown at a true flat walk, a trot, an extended trot, and canter.

SB171 Classes Offered and Specifications

1. PARK PLEASURE THREE-GAITED; OPEN, JUNIOR, THREE-YEAR-OLD, MAIDEN, NOVICE, LIMIT, AMATEUR, MASTER: Shown at a flat walk, trot, and canter. Horses must stand quietly and back readily in the line-up. Judged 75% on manners, performance, presence and quality; 25% on total conformation.
2. PARK PLEASURE DRIVING; OPEN, JUNIOR, THREE-YEAR-OLD, TWO-YEAR-OLD, MAIDEN, NOVICE, LIMIT, AMATEUR, MASTER: Shown to a two-wheeled jog cart with driver only. Shown at a flat walk, trot and extended trot, speed to be penalized. Light harness with blinkers, martingale, snaffle bit, and overcheck are required. Overcheck bit is optional. Horses are required to back. Judged 75% on manners, performance, presence and quality; 25% on total conformation.
3. ASHBA TWO-YEAR-OLD, THREE-YEAR-OLD, FOUR-YEAR-OLD SWEEPSTAKES; ASHBA NATIONAL THREE-YEAR-OLD FUTURITY: Shown at a flat walk, trot, and canter. Horses must stand quietly and back readily in the line-up. Judged on manners, performance, conformation, presence, and quality. Entries are to be stripped. (Refer to SB102.2 and SB105.)
4. COUNTRY PARK PLEASURE THREE-GAITED; OPEN, JUNIOR, THREE-YEAR-OLD, MAIDEN, NOVICE, LIMIT, AMATEUR, MASTER: Shown at a true flat walk, trot, extended trot, and canter. Horses must be asked both ways of

the ring to halt and stand quietly on the rail. Horses must stand quietly and back readily in the line up. Judged 75% on manners, performance, presence, and quality; 25% on total conformation.

SUBCHAPTER SB-13 IN-HAND AND MODEL

SB172 In-Hand

General. These rules govern all classes where horses are shown In-Hand, including open and futurity classes. Special rules for showing in Pleasure In-Hand and Youth Showmanship classes apply.

SB173 Appointments (see also SB104)

1. Entries to be led in the ring and shown in bridle or halter without quarter boots, blinkers, blindfolds or other appliances. PROHIBITED: Curb bits and tail sets on weanlings and yearlings.
2. The use of artificial appliances or devices on weanlings and yearlings such as chains, shackles, rubber bands or blindfolds is prohibited on the grounds before or during a competition. Smooth, round leather straps will be allowed prior to entering the competition ring.
3. Blinker hoods with half cups mounted in the vertical position so as to allow forward vision are allowed on weanlings and yearlings prior to entering the competition ring.
4. Weanlings and yearlings must show with unset tails; tail sets and bustles worn on the competition grounds in preparation for the competition are expressly forbidden on weanlings. Bustles are permitted on yearlings.
5. Any entry with prohibited equipment must be disqualified and shall forfeit all entry fees and winnings at that competition.

SB174 Attendants

Only two people per animal are permitted in the ring. Handlers and attendants must be neatly and appropriately dressed in clean and well-fitted clothes. Each may carry or use a whip not exceeding 6’ including lash; the lash shall not have been altered in any way except no more than two ribbon streamers attached that are eight inches or less in length. It must be a standard whip of suitable style.

SB175 Judging Procedures

1. Conformation and finish count 50% of the total score. All entries should be judged according to the standards for the ideal American Saddlebred/Half American Saddlebred type and conformation. Defects must be penalized. Way of going and natural action count 50% of the total score. Labored way of going to be severely penalized. All entries should be judged according to the standards for the walk and trot. Undesirable traits should be penalized.
2. All entries should enter the ring, one at a time, showing at the trot.
3. Entries are to be judged individually standing and at a walk and trot on the lead.
4. Horses should stand squarely on all four feet with the front legs perpendicular to the ground. Rear legs may be placed slightly back, but the handler may be asked to move hind legs under the animal for inspection.
5. If the judge elects to have a second workout, all horses chosen for the workout should perform at a walk and trot on the lead.

SB176 Classes Offered

In-Hand classes may include open and amateur divisions for: Weanlings (Colts and/or Fillies); Yearlings (Colts & Geldings and/or Fillies); Two-Year-Olds (Colts & Geldings and/or Fillies); Three-Year-Olds (Three-Gaited or Five-Gaited/Fine Harness Stallions & Geldings and/or Mares); Four-Year-Olds and over (Three-Gaited or Five-Gaited/Fine Harness Stallions & Geldings and/or Mares); Stallions Suitable to Get (Three-Year-Olds & Over); Sire & Get (Stallion to be shown with two or more of Get); Get of Sire (Two or more of get to be shown); Broodmares (may be divided into mares that have

produced foals and mares that have been bred but have not produced); Broodmare and Foal; Dam and Produce (Mare to be shown with two or more of produce); Produce of Dam (two or more of produce to be shown).

SB177 Model

1. Appointments and Attendants: Refer to SB104, SB173, SB174 and SB175.
2. Judging Criteria: Horses in Model classes are to be judged according to the standards for the ideal American Saddlebred/Half American Saddlebred type and conformation. Defects must be penalized. Entries in Model classes are to be judged on conformation and finish only and are not to be moved on the line; way of going is not to be considered. Refer to SB102.
3. Judging Procedures: Three-Gaited: Entries must have roached mane and tail and are to be led into the ring wearing bridle or halter, without quarter boots. Fine Harness and Five-Gaited: Entries must have full mane and tail and are to be led into the ring wearing bridle or halter, without quarter boots.
4. Special rules for showing in Pleasure Model classes apply. Refer to SB144.

SUBCHAPTER SB-14 YOUTH SHOWMANSHIP IN HAND

SB178 Judging Criteria

In Showmanship classes, the junior exhibitor is judged on their ability to present and show a horse in the ring to its greatest advantage in such a manner as to overcome any conformation faults. Judging is based on: 50%—Presentation of the horse and showmanship skills; 40%—Condition, grooming and fitting of the horse; 10%—Appearance and grooming of exhibitor.

SB179 Appointments (see also SB104)

1. Weanling—Leather show halter with matching lead strap.
2. Yearling—Leather show halter or snaffle bridle with matching lead strap. Prohibited: Curb bits on weanlings and yearlings.
3. Two-Year-Olds & Older—Double bridle or curb alone. If a double bridle is used, the snaffle rein may be removed. If the snaffle rein has not been removed, it should be placed over the horse's withers. The horse is led and presented with the curb rein only.
4. Only a riding whip is permitted, but no appendages such as plastic or ribbon may be used. Prohibited: Noise makers, clumps of grass, clickers, quarter boots, blinkers or other appliances.
5. Correct attire: Jodhpurs or neat, dark slacks, long-sleeved shirt, tie, boots and vest (of any material) or proper western or hunt dress; coats of any kind are prohibited; hats and gloves are optional. Clothes and person should be neat and clean.

SB180 Judging Procedures

1. Entries should enter the competition ring at the gait requested and lead in the direction indicated by the ringmaster until asked to line up the horse for inspection. A distance of at least ten feet (about two horse lengths) should be maintained between entries, both in circling the ring and in the line-up.
2. The horse must stand squarely with weight distributed on all four feet, hooves pointed straight ahead and with the front legs perpendicular to the ground. The horse's feet may be moved by pulling/pushing on the lead rein as necessary, along with putting the hand on the shoulder and exerting pressure if required. To be penalized: Using a foot or a whip to move the horse's feet.
3. The handler should be positioned in front of the horse in such a way as to be able to see the animal and present a full view of the horse to the judge, being careful to stay out of the judge's way. The handler should observe both the horse and the judge at all times and not be distracted by persons or objects outside the ring.

4. The lead shank/rein should be held in the right hand about 12 to 24 inches from the halter or bit. The other end should be neatly held in the left hand. It is permitted to change hands if it is more convenient to put the horse in position or while showing to the judge.
5. The handler's body should be well-balanced so as to permit free movement and the proper presentation of the horse. Fluidity of motion and a flexible position to work the horse are essential.
6. When the judge is down the line or is looking at another entry, the handler should stand at the horse's head on the opposite side of the judge as much as possible. Instructions should be followed promptly and sharply. It is permitted to adjust or mildly correct the horse.

SB181 Workouts

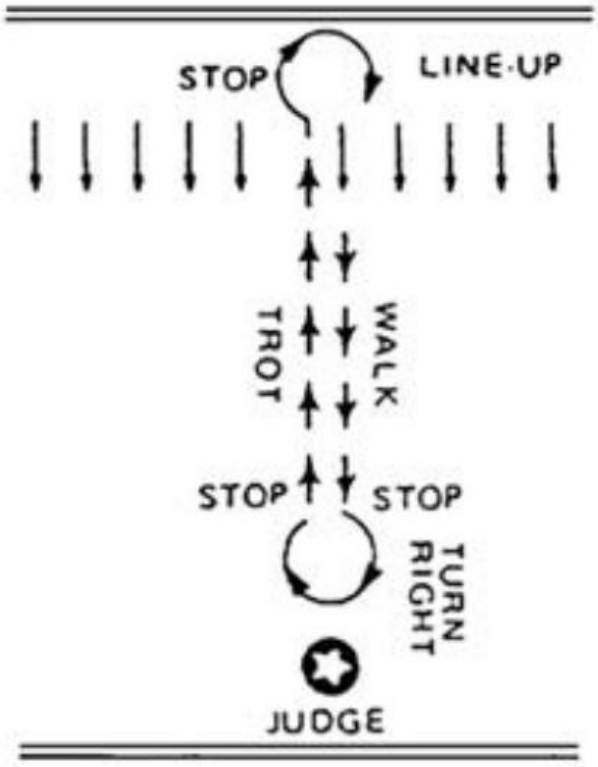

1. An acceptable standard pattern for the mandatory individual workout:
2. The handler should stand to the horse's left and move off on a loose rein if possible, leading from the left side. A light touch of the whip is permitted, if necessary. The horse should move out briskly and in a straight line. When moving away from the judge, the horse should be kept in line with the judge so the horse's movement can be observed. The horse should be brought to a complete stop at either end of the line before turning. The horse should be turned to the right, away from the handler, at the end of the line.
3. When the judge is observing other horses, the horse should stand reasonably well-posed. The handler should appear alert and showman like until the entire class has been placed and the judge has submitted their card.
4. The handler should be natural and avoid overshowing, undue fussing and maneuvering, and respond promptly to requests from the judge or other officials. Courtesy and good sportsmanship should prevail at all times.
5. TO BE PENALIZED: Incorrect or dirty attire; poorly groomed and trimmed horses; incorrect or dirty equipment (i.e., keepers out, twisted cheek pieces, etc.); overuse of whips or reins; interfering with other exhibitors; overcoaching from outside the ring; exaggerated, stiff or rigid position; not following instructions. NOTE: 4-H regulations may differ from the above. If you are showing in 4-H Showmanship classes, please consult local 4-H rules.

© USEF 2026

SUBCHAPTER SB-15 CARRIAGE PLEASURE DRIVING

Carriage Pleasure Driving classes held in the American Saddlebred Division are to be conducted in accordance with the Carriage Pleasure Driving Division, Chapter CP.

SUBCHAPTER SB-16 GOLDEN

SB182 General

Classes restricted to Golden American Saddlebred horses shall be shown and judged under the general rules of the American Saddlebred Division.

SB183 Specifications

1. All horses must be shown with a full mane and tail except Weanlings and Three-Gaited horses which may be shown with a roached mane and tail.
2. The ideal body coat color shall be that of a gold coin. Acceptable individuals may have color variations either lighter or darker. Purity of color is desirable. The mane and tail should be white and the presence of dark hairs will lower the color score. White markings permitted only on the face and legs.

SUBCHAPTER SB-17 PARADE

SB184 General

The Parade horse should exhibit all the good American Saddlebred or Half American Saddlebred conformation traits and be of sufficient size and substance to carry the rider's weight and Parade equipment easily. Entries may be of any color and are to be shown with a full mane and tail. Tail may be set.

SB185 Appointments (see also SB104)

Horses are to be shown with a western-type, decorative silver saddle and bridle. Breast plates, tapaderos and serapes may be used as additional appointments. PROHIBITED: Tie-down martingales, draw reins, boots and artificial color or markings.

SB186 Judging Procedure

75% performance, manners, quality and conformation; 25% appointments of horse and rider. Desired characteristics are action, collection and brilliance. Conformation must be considered in Championship Classes. To be shown and judged under the rules of the Parade Horse Division (Federation Chapter PH). Exception: Stallions are prohibited in Ladies and Junior Exhibitor classes.

SB187 Gait Requirements

1. The Parade Horse is shown at an animated walk and a parade gait, maximum speed being 5 MPH. There should be enough difference between the animated walk and parade gait to distinguish two separate gaits.
2. Horses may be asked to halt on the rail at any time during the performance part of the class to demonstrate willingness to stand.
3. Excessive speed, bad manners, bad mouth, not standing quietly and irregular gaits are undesirable.

SB188 Classes Offered

Open, Ladies, Junior Exhibitor, Amateur (Ladies and/or Gentlemen), Youth, Owners, Amateur Owners, Pinto, Palomino/Golden, Solid Color other than Palomino/Golden and Championships.

SUBCHAPTER SB-18 ROADSTER

SB189 General

The Roadster should have good American Saddlebred or Half American Saddlebred conformation and be shown with a full mane and tail. Tails must not be put in a tail brace or any other device. Wagon Roadsters will have more scale and height than Bike Roadsters.

SB190 Appointments

In Bike and Under Saddle classes, exhibitors shall wear stable colors, cap and jacket to match. In Wagon classes, exhibitors shall wear a business suit with a hat of choice. The exhibitor's number must be worn on the driver's back. Protective headgear may be worn without penalty. (See GR801)

SB191 Equipment

Roadsters shall be shown to a bike (or wagon) of good appearance and stability. Harness with martingale, shall consist of bridles with square blinkers, snaffle bit and overcheck, breast collar with straight flaps, with traces made round with flat ends. Reins should be of tan leather and made round up to the handpieces. Quarter boots are optional.

SB192 Judging Procedures

1. Roadsters must enter the ring clockwise at a jog-trot, then show at the road gait. On the reverse, to be shown at the jog-trot, road gait and then at speed. All three gaits must be considered.
2. Horses shall be shown on the rail at all times except when passing and should go to the far end on every corner without side-reining; should be light mouthed, capable of being taken up at any time, willing to walk and stand quietly when being judged in the center of the ring.
3. Judged on performance, speed, quality and manners. Exception: Manners are emphasized in Amateur and Junior Exhibitor classes.

SB193 Gait Requirements

At all speeds, Roadsters should work in form; i.e., chins set and legs working beneath them, going collectedly. Animation, brilliance and competition ring presence should be evident working at the jog-trot and road gait. UNDESIRABLE: Long, sprawling front action, dragging or trailing hind legs and straddle-gaited action behind, all of which indicate imbalance. Pacey or mixed gait; pacing and racking on turns; or breaking and running on the turns shall be penalized.

SB194 Classes Offered

Classes are offered for Amateurs, Junior Exhibitors, Youth, Open, Under Saddle and Championships. Under Saddle classes do not qualify for Bike/Wagon Championships. Classes may be offered for horses shown to a wagon.

SUBCHAPTER SB-19 LADIES SIDE SADDLE SECTION

SB195 General

1. The American Saddlebred Ladies Side Saddle horse should be typical of the American Saddlebred breed.
2. Competitors enter the ring in a counterclockwise direction at the trot or jog-trot.
3. Judges must consider all gaits equally in adjudicating this class.
4. When entries warrant, it is recommended that side saddle classes be divided into English or Western.
5. Safety is of the utmost importance in tack and attire. Judges should penalize exhibitors not conforming to good safety practices.
6. Horses competing in the Ladies Side Saddle section may cross enter into the American Saddlebred Pleasure sections or the Half American Saddlebred Pleasure section if they meet the requirements of their respective sections (e.g. use of artificial appliances, shoeing, tail sets, tack and attire etc.)

SB196 Appointments (see also SB104)

1. Bridle
   a. Saddle Seat—full bridle, pelham or curb
   b. Hunter—per American Saddlebred Hunter Country Pleasure Appointments, SB163.
   c. Show Hack—single snaffle, full bridle, pelham, kimberwick bit; browband and cavesson other than Hunter or Dressage types are prohibited.
   d. Western— Per American Saddlebred Western Country Pleasure, SB158.
   e. Period—appropriate bridle of style depicted by a period costume is also acceptable.
2. Martingales or tie downs are prohibited.
3. Saddle: Appropriate side saddle, either English or Western style.
4. Attire: For all seats, a skirt, divided skirt or apron, hat, and appropriate boots are required. Protective headgear may be worn without penalty.
   a. Saddle Seat—In morning and afternoon classes, informal Saddle Seat riding habit or Day Coat with jodhpurs, a collared shirt, tie, vest, complimentary gloves, derby or soft hat. More formal attire may be worn in the evenings. Dark colored, formal Saddle Seat riding habit consisting of a tuxedo-type jacket with collars and lapels of the same color with matching jodhpurs, formal shirt, bow tie, vest or cummerbund, complimentary gloves and matching top hat.
   b. Hunter—Per American Saddlebred Hunter Country Pleasure Appointments, SB163.
   c. Show Hack—Attire consists of hunter style coat, traditional short or long sleeved riding shirt with a choker or tie, and breeches. A conservatively colored hunting cap, derby or protective headgear is required. In the evenings, formal attire consisting of white breeches, top hat and tails may be worn.
   d. Western—Per American Saddlebred Western Country Pleasure Appointments, SB158.
   e. Period—Period attire is also acceptable and encouraged to be researched as to the authenticity of the entire costume.
5. Spur, whip or crop optional, at the exhibitor's discretion.
6. Competitors must be penalized for incomplete appointments but not necessarily disqualified.

SB197 Qualifying Gaits.

The side saddle horse should give the distinct impression that it is a comfortable mount to ride. A good ground-covering walk, a comfortable trot or jog-trot, and easy flowing canter or lope is desirable. Transitions from one gait to another should be smooth and effortless. Riders may sit or post to the trot.

SB198 Class Specifications

1. LADIES ENGLISH SIDE SADDLE, (Saddle Seat, Hunter, Show Hack) LADIES WESTERN/ENGLISH SIDE SADDLE (Saddle Seat, Hunter, Show Hack), LADIES WESTERN SIDE SADDLE. To be shown at a walk, trot or jog-trot, canter

or lope both directions of the ring. Horses should back readily if requested by the judge and stand quietly. To be judged 85% on manners, performance, suitability, quality and conformation; 15% on appropriate side saddle attire. Manners and suitability of purpose shall be emphasized. (Suitability refers to the horse being suitable as a side saddle mount.)

2. CHAMPIONSHIP. To be eligible, a horse must have been entered, shown and judged in a designated qualifying class in the Ladies Side Saddle section. To be shown at a walk, trot or jog-trot, canter or lope both directions of the ring. Horses should back readily if requested by the judge and stand quietly. To be judged 85% on manners, performance, suitability, quality and conformation; 15% on appropriate side saddle attire. Manners and suitability of purpose shall be emphasized. (Suitability refers to the horse being suitable as a side saddle mount.)

SUBCHAPTER SB-20 DRESSAGE SUITABILITY

SB199 General

1. Horses should give the appearance of having the potential to become a dressage horse. Horses which have competed at First level Dressage or above are not eligible to compete in Dressage Suitability.
2. Form to function to be emphasized. American Saddlebreds/Half American Saddlebreds suitable to Dressage carry a higher set-on neck than the Hunter type, with sufficient length and flexion of the poll. Movement should be free, elastic, active and regular with good push from behind without tension and with a tendency toward an uphill balance.
3. Objective: To confirm that the horse's muscles are supple and loose, and that it moves freely forward in a clear steady rhythm, with purity of the gaits, and accepting contact with the bit. The horse should show lightness of the forehand and engagement of the hindquarters. Resistance and tension of the horse to be penalized. The horse's potential as a Dressage mount should be paramount.
4. Refer to Chapter DR-Dressage Division for directives in performance and judging, including DR101-Object and General Principles of Dressage, DR102-107-gaits and transitions, DR116-The Impulsion, The Submission, and DR117-The Position and Aids of the Rider.
5. Entries must be shown with full mane and tail. Tails must not be put in any device (i.e., tailset, bustle or brace) which alters their carriage while on the grounds. The fact that a horse's tail has once been set does not exclude participation. Artificial manes are prohibited. Manes and tails may be braided, secured with thread, yarn, or bands. Ribbons or other decorations are prohibited. Inconspicuously applied hair in the tail is permitted.
6. Professionals may compete in classes designated as Open classes.
7. Class open to stallions, mares and geldings. Junior exhibitors may not show stallions.
8. Trot work to be ridden rising.
9. Horses are placed and no actual scores are awarded.

SB200 Appointments (see also SB104)

1. English equipment:
   a. Bridle: Horses must be shown in a Dressage-type or Hunter-type snaffle bridle with a smooth snaffle bit (as approved in DR121). Noseband must be a regular cavesson, a drop noseband, a flash noseband, or a figure eight noseband. Martingales of any type, draw reins, tongue stabilizers, other artificial appliances, boots and bandages are prohibited in competition.
   b. Saddle: Saddles shall be English Dressage or all-purpose English type saddle. Dressage type saddle pads are required and should be white or of conservative color
2. Attire: shall be a traditional short riding coat of conservative color, with tie, choker or stock tie or integrated stand-up collar, white or light-colored breeches or hunter jodhpurs, boots or jodhpur boots, and protective head gear as defined by DR120 and in compliance with GR801. A cutaway coat (modified tailcoat) with short tails is permitted. Gloves of conservative color are recommended. Half chaps, gaiters and/or leggings are not permitted.
3. Other:
   a. Spurs must be made of metal. Only English-style spurs are permitted, as described below. The shank must be either curved or straight pointing directly back from the center of the spur on the rider's boot. If the shank is curved, the spurs must be worn only with the shank directed downwards. However, swan necked spurs are

allowed (curved shank directed upwards). The inside arm of the spur must be smooth and one or both arms may have rubber covers. If rowels are used, they must be blunt/smooth and free to rotate. Metal spurs with round hard plastic knobs on the shank are allowed ("Impuls" spur). "Dummy" spurs with no shank are also allowed. The maximum length for spurs is 5.08 (2 inches) including rowels. This restriction also applies to warm-up and training areas, as well as during competition.

b. One whip no longer than 47.2 inches (120cm), including lash may be carried in all classes. An adjustable-length whip may not be carried by a mounted rider.

SB201 Gait Requirements

1. Innate quality movement is a priority in Dressage Suitability classes. All gaits should be pure in rhythm, and should be without tension or resistance. Transitions should be without hesitation and balanced.
2. Walk. (also normal walk) the rhythm of the walk is four-beats with equal intervals between each beat. The walk is regular, free and unconstrained.
3. `3. Trot. (also normal trot) the rhythm of the trot is two-beats. The trot is free, active and regular. The steps should be balanced and elastic with the horse demonstrating a supple back, suspension, and well engaged hindquarters.
4. Canter. (also normal canter) the rhythm of the canter is three-beats. The canter should be light, cadenced (rhythm with a suitable tempo combined with springy impulsion) and regular.
5. Rein-back. The rhythm is two-beats. The feet are raised and set down by diagonal pairs. The horse should remain calm and obedient, lifting and setting down feet, without shuffling.
6. Lengthening Stride. When a lengthening of stride is requested at walk, trot, or canter, the horse should maintain rhythm, regularity and balance, while reaching with the frame and stride. The rider should maintain contact with the bit, while allowing the lengthening. The strides should be more ground covering and the horse should remain calm and supple.

SB202 Classes Offered and Specifications

1. Open, Amateur, Junior Exhibitor, Youth, Junior Horse, Stallions, Geldings, and Mares. To be shown at the walk, trot, and canter both directions of the ring. Horses may be asked to lengthen stride at any gait. Transitions into and out of the canter will be called for through the trot. Horses will be asked to reverse direction at the trot. Free walk on long rein with horse stretching forward and down to be performed in at least one direction. Horse to stand quietly in line up and may be asked to back at the judge's discretion. To be judged 70% on performance of gaits and transitions, with attention to impulsion and submission, and using the objectives above as reference; and 30% on the rider's position, seat, and effective use of aids.

SUBCHAPTER SB-21 AMERICAN SADDLEBRED-TYPE PONY

SB203 General (see also SB102 and SB104)

American Saddlebred-type ponies should resemble the American Saddlebred as closely as possible and have the graceful trot and easy canter typical of the breed. They need not be registered with the ASHBA. Classes shall follow the standards and specifications set forth in similar classes for American Saddlebred horses.

SB204 Eligibility

1. Ponies must be ridden by Junior Exhibitors; therefore, manners are paramount and the ponies should have agreeable attitudes.
2. American Saddlebred-type Pony classes are restricted to mares and geldings 14.2 hands and under (see SB204.3c). The owner must possess a current USEF Measurement Card or a valid measurement form issued by the Federation. See GR502. Exception: A Federation measurement card or form is not required for entry into Lite classes restricted by

the height of the horse or pony. However, horses and ponies must be within the correct height range when competing in classes restricted by height.

3. An American Saddlebred-type pony must be measured in accordance with GR504-GR511.1. Exception: A Federation measurement card or form is not required for entry into Lite classes restricted by the height of the horse or pony. However, horses and ponies must be within the correct height range when competing in classes restricted by height.
   a. Ponies five years of age and under are eligible to compete in classes restricted to American Saddlebred-type ponies . Ponies must be presented annually for measurement unshod (note: for purposes of protection a single 1/4" pad or plate may be nailed to the foot and then deducted from the official measurement).
   b. In order to obtain a permanent USEF measurement card American Saddlebred-type ponies, six years of age and over, must be presented for measurement unshod (note: for purposes of protection a 1/4" pad or plate may be nailed to the foot and then deducted from the official measurement).
   c. If an American Saddlebred-type pony (regardless of age) measures up to 1 inch over 14.2 hands the pony will be issued a measurement card reflecting its height and permitted to compete in the American Saddlebred-type pony classes restricted to ponies 14.2 hands and under.
4. Registered American Saddlebred ponies may enter into the American Saddlebred horse division only if there are no pony classes offered at that particular competition (including both USEF licensed or non-licensed competitions), in which case, this will not affect its pony status for the remainder of the competition year. (See GR825) If ownership is transferred with ASHBA during the competition year horse/pony may be shown in either division according to the above.
5. Classes may be divided by age of rider or size of pony: a) 12.2 hands and under; b) over 12.2 hands and not exceeding 14.2 hands; c) with or without Championships.

SB205 Class Descriptions

1. THREE-GAITED SADDLE PONY. To be shown at a walk, trot and canter. Judged on manners, performance, presence, quality and conformation.
2. FIVE-GAITED SADDLE PONY. To be shown at a walk, trot, slow gait, rack and canter. Judged on manners, performance, presence, quality and conformation.
3. FINE HARNESS PONY. To be shown at an animated park trot, (speed to be penalized) and at an animated walk; to stand quietly. Judged on manners, performance, presence, quality and conformation. To be shown to a suitable four wheeled vehicle with appropriate light harness with martingale, a bridle with square blinkers, snaffle bit and overcheck are required. Overcheck bit is optional.
4. THREE-GAITED COUNTRY PLEASURE PONY. (English Equipment, Western Equipment). To be shown at a walk, trot or jog-trot, extended trot (for English Equipment) and canter or lope. Must stand quietly both on the rail and while lined up and back readily. Judged 75% on manners, performance, presence and quality; 25% on conformation and neatness of attire.
5. COUNTRY PLEASURE DRIVING PONY. To be shown to a suitable two wheeled vehicle with appropriate harness with martingale and blinkers. Drivers under 14 years of age may be accompanied by an adult. To be shown at a flat walk, trot and extended trot (speed to be penalized). Must stand quietly both on the rail and while lined up and back readily. Quarter boots are prohibited. Judged on manners, performance, presence, quality and conformation.
6. THREE-GAITED SHOW PLEASURE PONY. To be shown at a flat walk, trot and canter. Entries must stand quietly and back readily in the line-up. To be judged on manners, performance, presence, quality and conformation.

SUBCHAPTER SB-22 RANCH RIDING

SB206 Ranch Riding Exceptions

Ranch Riding classes held in the Saddlebred Division to be conducted in accordance with SUBCHAPTER WS-6 RANCH SECTION, except as stated herein:

1. Hoof black is discouraged but will not be penalized.

2. Tongue stabilizers are permitted
3. For Saddlebred Ranch Riding, patterns found on the ASHBA website are preferred
4. Tail extensions are not permitted. A long tail may be tied up in a neat fashion to prevent the horse from stepping on and/or breaking it.
5. Off pattern- an entry is considered off pattern if one or more of the following occur:
   a. Eliminates maneuver;
   b. Does not complete maneuver;
   c. Uses two hands (Except for Jr. horse in snaffle bit/hackamore);
   d. Places more than one finger between the split reins or any fingers between the romal reins.
   Off pattern entries are not disqualified and should receive a maneuver score designation of "OP" on the score sheet in the penalty section for the element where the infraction occurred. Off pattern entries cannot place above other entries that complete all portions of the pattern correctly.
6. Disqualification- disqualified entries do not receive a score and cannot be placed in the class. An entry is considered to be disqualified if one of these occur:
   a. Illegal equipment, braided or banded mane, tail extension;
   b. Willful abuse;
   c. Major disobedience or schooling;
   d. Lameness

SUBCHAPTER SB-23 RANCH RAIL PLEASURE

SB207 Ranch Rail Exceptions

Ranch Horse Rail Pleasure classes held in the Saddlebred Division to be conducted in accordance with SUBCHAPTER WS-6 RANCH SECTION, except as stated herein:

1. In addition to the Gaits rules found under WS138, for the walk, a horse should display a natural head carriage.
2. Saddlebred Ranch Horse Rail Pleasure will apply both Minor and Major penalties as seen below:
   a. Minor Penalties are as follows:
      1. Too slow at any gait.
      2. Over-bridled/ behind the bit.
      3. Break of gait.
      4. Wrong lead
      5. Out of Frame
      6. Wrong lead, out of lead, or cross-cantering
      7. Draped Reins
      8. Trotting more than two strides when taking lead

   b. Major Penalties are as follows:
      9. Blatant disobedience
      10. Kick out, buck, rear
      11. Major disobedience or schooling by rider
      12. Failure to flat walk or halt.
      13. Schooling
      14. Spurring in front of cinch

   c. Disqualification
      1. Use of either hand to install fear
      2. Lameness

3. In addition to the Tack/Equipment rules as seen in WS138.1, the following rules will apply for Saddlebred Ranch Horse Rail Pleasure:
   a. Attire and tack should be clean and presentable.
   b. Working tack is encouraged.

c. Hoof polish is not prohibited but is discouraged.
d. Split or romal reins are permitted.
e. Scarves or wild rags are allowed.
f. Tongue stabilizers are permitted.
g. Only one hand may be used on the reins, except for junior horses shown two-handed in a snaffle bit or hackamore/bosal. Hands must not be changed. For split reins, rider may place index finger between the reins. Romal reins shall be held with fingers around the reins, no fingers between the reins. Posting or standing at the extended trot is acceptable. Holding the saddle horn at any extended gait is permitted.
h. Tail extensions are not permitted. A long tail may be tied up in a neat fashion to prevent the horse from stepping on and/or breaking it.

4. For Saddlebred Ranch Horse Rail Pleasure class specification, point "a" below will replace WS141.3a, WS141.3b-e still apply.
   a. The class must enter the ring at the trot. Class shall work both ways of the ring at all requested gaits.The class will be required to work at least one direction at one extended gait (trot or lope) and may be asked to extend gaits in both directions. Horses may be asked to halt as a maneuver during the rail portion of the class but it is not required. Horses may reverse to or away from the rail. Horses are required to back in the line up.

SUBCHAPTER SB-24 RANCH TRAIL SECTION

SB208 Ranch Trail Exceptions

Ranch Trail Section classes held in the Saddlebred Division to be conducted in accordance with SUBCHAPTER WS-6 RANCH SECTION, except as stated herein:

1. Mandatory Obstacles and Maneuvers
   a. Walk-overs. No more than 5 rails or logs per obstacle, no more than 10 inches high and spacing of 28- 32 inches. The formation may be straight, curved, zig-zagged, or raised.
   b. Trot-overs. Trot over no more than 5 rails per obstacle, no more than 10 inches high. The space between the rails should be 38-42 inches. The formation may be straight, curved, zig-zagged, or raised.
   c. Lope-overs: Lope over no more than 5 rails or logs per obstacle, no more than 10 inches high. The space between logs should be 6-7 feet. The formation may be straight, curved, zig-zagged, or raised.
   d. Backing obstacle: Backing obstacles are to be spaced at a minimum of 36 inches. If elevated, spacing should be wider than the minimum. Suggested obstacles: Back through or around 3 markers, back an "L", "V", or "U" ,or back an elevated chute (no more than 24 inches high)
2. Optional obstacles: In addition to the optional obstacles listed in the WS Chapter Ranch Trail rules, the obstacles listed below are to be considered optional obstacles for Saddlebred Ranch Trail classes. The below obstacles will take precedence over similarly listed obstacles in the WS chapter.
   a. A jump obstacle whose center height is not less than 12 inches and not more than 18inches.
   b. Drag an object. Object being dragged should be of a reasonable size and weight to challenge the horse but not so heavy as to not be manageable by all riders. Dally is required. Dally is defined as at least half a wrap around the saddle horn.
   c. Lead horse through a gate
3. Attire and tack should be clean and presentable. Working tack is encouraged.
4. Hoof polish is not prohibited but is discouraged.
5. Split or romal reins are permitted.
6. Tongue stabilizers are permitted
7. Scarves or wild rags are permitted.
8. Tail extensions are not permitted. A long tail may be tied up in a neat fashion to prevent the horse from stepping on/breaking it.
9. Saddlebred Ranch Trail classes do not comply with the WS142.2b language "Trot must cover at least 35 feet and be scored with the approaching obstacle. Lope must be lead-specific in the pattern, at least 50 feet and scored with approaching obstacle."
10. Penalties
    a. In addition to the 3 Point Penalties listed in the WS Chapter Ranch Rules, break of gait at lope, except when correcting an incorrect lead is to be considered 3 point penalties for Saddlebred Ranch Trail classes;
    b. In addition to the 10 point penalties listed in the WS Chapter Ranch Trail rules, the penalty listed below is to be

considered a 10 point penalty for Saddlebred Ranch Trail classes. The below penalty will take precedence over similarly listed penalties in the WS chapter.

1. Unnatural ranch horse appearance

c. In addition to the Off Pattern Penalties listed in the WS Chapter Ranch Trail rules, Incomplete maneuver eliminating or adding a maneuver are to be considered Off Pattern penalties for Saddlebred Ranch Trail classes.
d. In Saddlebred Ranch Trail classes, use of two hands (except junior horses shown in a snaffle bit/hackamore); more than one finger between split reins or any fingers between romal reins; failure to open and close gate, must be considered Off Pattern penalties rather than zero score or ten point penalties as listed in the WS Chapter Ranch Trail rules.

SUBCHAPTER SB-25 RANCHMANSHIP

SB209 General

1. The purpose of this class is to bring forth the versatility in both the ranch horse and exhibitor, while performing the designated pattern constructed using both Ranch Trail obstacles and Ranch Riding maneuvers. Obstacles and maneuvers will be judged to the standards written in Ranch Trail and Ranch Riding in each part of the patterns that pertains to these classes (See SB 206-208).

2. Each horse will work individually performing the pattern designated by the judge. The judge may submit a pattern or select one of the four (4) suggested patterns offered on the relevant Recognized Affiliate website, as well as the USEF website under the breed applicable page as the designated pattern for the class. Horses will be scored on a basis of 0-100, with 70 denoting an average performance.

3. There will be no time limit.

SB210 Eligibility

This class is open to all horses 3 years of age and older. Classes can be held for Open, Amateur, and Youth Riders as entries warrant and at the discretion of competition management.

SB211 Apparel and Equipment

1. Attire and tack should be clean and presentable. Working tack is encouraged. Equipment with silver should not count over a good working outfit. Silver headstalls and saddles are discouraged.
a. Hoof polish is not prohibited but is discouraged.
b. No braiding or banding of manes, no switches or tail extensions.
c. Trimming of bridle path, fetlocks, or whiskers is permitted. A horse left in a natural state is not to be penalized.
d. Split or rommel reins are permitted.
e. Riders shall wear long sleeved, collared shirt, cowboy hat or helmet and boots. Chaps or chinks are permitted. Scarves or wild rags are allowed

SB212 Class Maneuvers

Please see USEF Website for suggested patterns under applicable breed page.

1. Class maneuvers may include a side pass, turns of 360 degrees or more, change of lead (simple orflying), walk, trot, or lope over a pole(s); or some combination of maneuvers to show the versatility of a ranch horse.
2. The judge may designate a pattern combining these maneuvers or may designate one of the suggested patterns offered on the USEF website as the pattern for this show. If the judge designates their own pattern, and does not use one of the suggested patterns, the pattern mustinclude at least 6 maneuvers. If a judge uses one of their own patterns, it is recommended to not have the stop following an extended lope.
3. The use of natural logs is encouraged.
4. Posting or standing in the stirrups at the extended trot is permitted.
5. Touching or holding the saddle horn is permitted at extended gaits or during obstacles whererider safety is a concern.

SB213 Gaits

1. The overall cadence and performance of the gaits should be with an emphasis on forward movement, free-flowing, and ground covering for all gaits. Transitions should be performed where designated, with smoothness and responsiveness.
2. A simple or flying lead change should be executed precisely in the specified number of strides and/or at the designated location. A simple lead change is performed by breaking to a walk or trot for one to five strides (before break of gait penalty applies). Flying lead changes should be simultaneous front to rear. All changes should be smooth and timely. Penalties will be incurred for halting or losing forward motion when changing leads.
3. This class will also be judged on quality of movement of the horse. The horse should reflect the versatility, attitude and movement of a working ranch horse riding outside the confines of an arena. The horse should be well-trained, relaxed, quiet, soft and cadenced at all gaits. The ideal ranch horse will travel with forward movement and demonstrate an obvious lengthening of stride at extended gaits. The horse can be ridden with light contact or on a relatively loose rein without requiring undue restraint, but not show on a full drape of reins. The overall manners andresponsiveness of the ranch riding horse to make timely transitions in a smooth and correct manner, as well as the quality of the movement are of primary considerations. The ideal ranch riding horse shall have a natural head carriage for that individual horse at each gait.

SB214 Scoring

1. The Ranchmanship class will be scored in ½ point increments from –1½ to +1½ on the score sheets on the overall quality of the horse's movement. The judge will score on all gaits, maneuvers,and obstacles performed at the end of the pattern on overall average of each gait. Transitions should be performed where designated, with smoothness and responsiveness. Posting or standing in the stirrups at extended trot is acceptable. Horn may be held at extended gaits or over obstacles where safety is a concern.
2. Riders will be judged on ability and decision making in the show pen. A rider that puts their horse in the correct positions and making the horse's job easier should receive credit. Riders will also be scored in ½ point increments from –1½ to + 1½ at the end of the pattern for overall performance. No penalties will be given in the quality of movement section of the scoresheet.

SB215 Penalties

A rider shall be penalized should the following occur:
1. One (1) point penalties:
   a. Too slow/per gait
   b. Over-Bridled
   c. Out of Frame
   d. Break of gait at walk or jog for 2 strides or less
2. Three (3) point penalties:
   a. Break of gait at walk or jog for more than 2 strides
   b. Break of gait at lope;
   c. Wrong lead or cross lead
   d. Excessive draped reins
   e. Severe disturbance of any obstacle
3. Five (5) point penalties:
   a. Blatant disobedience (kick, bite, buck, rear, etc.)
   b. For each refusal
4. Placed below horses performing all maneuvers:
   a. Eliminates maneuver
   b. Incomplete maneuver
5. Zero (0) score:
   a. Illegal equipment
   b. Willful abuse
   c. Major disobedience or schooling
6. No specific penalties will be incurred for nicks/hits on logs but deduction may be made in maneuver score.
7. No specific penalties will be incurred for over/ under spins but deduction may bemade in maneuver score.

CHAPTER SP SHETLAND PONY DIVISION

SUBCHAPTER SP-1 SHETLAND PONY GENERAL QUALIFICATIONS

SP101 Soundness

SP102 Judges

SUBCHAPTER SP-2 MODERN SHETLAND - GENERAL QUALIFICATIONS

SP103 Eligibility

SP104 General Conformation

SP105 Appointments

SP106 Attire

SP107 Height

SP108 Pairs and Tandems

SUBCHAPTER SP-3 SHOWING PROCEDURE

SP109 Division of Classes

SP110 Ladies’, Amateurs’, Junior Exhibitors’ Classes

SUBCHAPTER SP-4 MODERN HALTER CLASSES

SP111 General

SP112 Class Specifications

SUBCHAPTER SP-5 MODERN PERFORMANCE CLASSES

SP113 Modern Harness

SP114 Fancy Turnout

SP115 Modern Roadster

SP116 Modern Formal Pleasure

SP117 Modern Country Pleasure

SP118 Modern Shetland Draft Harness Pony

SP119 Leadline

SP120 Modern Shetland Under Saddle

SP121 Modern Formal Combination

SUBCHAPTER SP-6 CLASSIC SHETLAND – GENERAL QUALIFICATIONS

SP122 Eligibility

SP123 General Conformation

SP124 Height

SP125 Shoeing

SUBCHAPTER SP-7 CLASSIC SHETLAND SHOWING PROCEDURES

SP126 Showing Procedures

SUBCHAPTER SP-8 CLASSIC SHETLAND HALTER

SP127 General

SP128 Show Ring Procedures

SP129 Class Specifications

© USEF 2026

SUBCHAPTER SP-9 CLASSIC SHETLAND PERFORMANCE CLASSES

SP130 Classic Shetland Pleasure Driving
SP131 Classic Formal Pleasure Driving to Viceroy
SP132 Classic Country Pleasure Driving
SP133 Classic Roadster
SP134 Classic Draft Harness
SP135 Classic Shetland Carriage Driving
SP136 Halter Obstacle
SP137 Pleasure Driving Obstacle
SP138 Hunter
SP139 Jumper
SP140 Additional Mounted Classes
SP141 Equitation
SP142 Liberty
SP143 Costume
SP144 Roman Chariot Event
SP145 Showmanship
SP146 Foundation Pleasure Classes

© USEF 2026

CHAPTER SP SHETLAND PONY DIVISION

SUBCHAPTER SP-1 SHETLAND PONY GENERAL QUALIFICATIONS

SP101 Soundness

As a minimum requirement, all Shetlands must be serviceably sound for competition purposes. Any pony showing evidence of lameness, deformity in feet or broken wind shall be refused an award. Complete or partial loss of sight in either eye will not be a disqualification if the loss of sight results from traumatic injury. A licensed veterinarian must verify the deltiology of the sight loss as traumatic and such copy must accompany the horse's papers.

SP102 Judges

A Federation Connemara, Hackney/Roadster/Saddlebred, Shetland, or Welsh judge must officiate Shetland pony classes.

SUBCHAPTER SP-2 MODERN SHETLAND - GENERAL QUALIFICATIONS

SP103 Eligibility

All entries must be registered in American Shetland Pony Club Stud Book except foals for which registration has been applied. Registration must be evidenced by the original certificate or an official copy. Entries must be identical to the name and number shown in the official record of the ASPC.

SP104 General Conformation

Shetland conformation should be that of a strong, attractive, pony, blending the original Shetland type with refinement and quality resulting from American care and selective breeding. The barrel should be well rounded, back short and level, with flat croup. The head should be carried high and on a well arched neck and should be symmetrical and proportionate to the body, with width between prominent eyes; a fine jaw; short, sharp and erect ears; small muzzle, with flaring nostrils and a refined throat latch. The pony shall have a full mane and tail. The pony's structure should be strong with refinement; high withers; sloping shoulders; flat boned, muscular legs (not cow or sickle hocked); strong, springy pasterns and good, strong serviceable feet. Shetlands may be of any color, either solid or mixed, except appaloosa. No particular color is preferred, no discrimination should be made because of the color of eyes, such as glass, watch, hazel or blue.

SP105 Appointments

1. Whips, aprons, robes and similar equipment are optional unless definitely called for in the class specifications.
2. There shall be no penalty for use of hand helds.
3. No item disturbing to other entries may be used inside or outside the ring while showing a pony, except the driver is allowed one whip no longer than 6', including snapper and handle.

SP106 Attire

1. Attire. Unless otherwise specified the suggested attire for Performance classes is as follows:
   a. Ladies—blouses/dresses with at least 3/4 length sleeves and slacks or dress below the knee. Lap robe, hats and gloves are optional.
   b. Men—jacket, tie and hat. Lap robe and gloves optional. Protective headgear may be worn without penalty.
2. Protective headgear is not required in any class in the Shetland Division unless stated otherwise within these rules. Use of protective headgear cannot be penalized.

SP107 Height

1. The maximum height at the withers for a Modern Shetland shall not exceed 46”. There are two major show ring height divisions for Modern Shetlands.
   a. Over Division: The height for Modern Shetlands three years and older, over 43” is not to exceed 46”. The height for ponies two years old, over 42” is not to exceed 44.5”. The height for yearlings over 41” is not to exceed 43”.
   b. Under Division: The height for Modern Shetlands three years old and older is 43” and under. The height for ponies two years old is 42” and under. The height for yearlings is 41” and under.
   c. Foals may compete in the under junior champion class, but may not show in the Grand Champion class.
2. A pony shall not be shown in a Performance class unless the owner is in possession of a current ASPC or Federation Measurement Card or valid measurement form issued by ASPC or the Federation or Management can confirm the measurement electronically with the Federation. (See GR502.)

SP108 Pairs and Tandems

In classes for Pairs and Tandems, an entry is considered eligible if the height of one of the ponies exceeds the limit by not more than half an inch. However, no exhibitor may enter such a Pair in two different height classes. Pairs and tandems are to wear harness similar to that used on single ponies. Either breast or Kay collars may be used.

SUBCHAPTER SP-3 SHOWING PROCEDURE

SP109 Division of Classes

1. When entries warrant, classes below should be divided: 43 inches and under and over 43 inches and not exceeding 46 inches. Competition management has the option of dividing Junior Exhibitor classes into two age groups where entries warrant: One for Juniors age 13 and under and one for Juniors age 14 and under 18.
2. Headers will be permitted in all classes but only in Ladies, Amateur, Junior Exhibitor and Multiple Hitch classes will headers be permitted to stand inside the gate. This attendant must take no action that would affect the performance of any pony. Only one attendant is allowed to head a pony. Ponies may be unchecked while lined up except in Ladies, Junior Exhibitors, Amateurs and Owners classes. In Ladies, Junior Exhibitors, Amateur and Owners classes, attendant may stand an entry on its feet and thereafter he shall remain at least two paces distant from the head. Ponies shall not be lined up head to tail. All awards must be made from the lined up position and entries must not be asked to retire to the end of the ring.
3. Time-Out. An exhibitor is entitled to request only one time-out per class. (See GR833.)
4. Cross-entering between Modern and Classic is not permitted at the same competition. Cross-entering between Formal and Country Pleasure is not permitted at the same competition.

SP110 Ladies’, Amateurs’, Junior Exhibitors’ Classes

1. Manners are paramount, therefore, ponies must stand quietly, remain checked while lined up and are required to back. An attendant may stand an entry on its feet and thereafter they shall remain at least two paces distant from the head. Ponies should be driven in the half cheek. Ponies should at no time be required to go beyond a park pace.
2. Stallions are prohibited in Ladies’ and Junior Exhibitors’ classes.

SUBCHAPTER SP-4 MODERN HALTER CLASSES

SP111 General

1. Stallions, three years old and older, to qualify in Breeding classes, must have all the fully developed physical characteristics of a stallion.

2. Shetlands one year of age and older should be shod when shown and ponies under one year of age must not be shod.
3. Ponies to be shown in a show halter or bridle. Stallion tack is prohibited in all classes except those for stallions two years old and over.
4. Tails on Modern in-hand ponies to be shown optionally as smooth, set up, or may appear to be set up, on all two-year-olds and older. The use of a shoestring or tie of a similar nature is permitted for the purpose of holding the tail in position. No set tails on weanlings or yearlings.
5. Shetlands should be neatly trimmed, well groomed, braided with one braid in the foretop and immediately back of the bridle and attractively presented in the competition ring.
6. Suggested attire for ladies halter classes is slacks or skirt below the knee and blouse with at least 3/4 length sleeves. No flimsy shoes. Hat and gloves are optional. Men's attire to be shirt, slacks and tie. No flimsy shoes. Hat, gloves and vests are optional.
7. Single Breeding classes shall be judged 60% on conformation and 40% on performance, quality and manners except foals of the current year and yearlings which are to be judged 75% on conformation and 25% on performance, quality and manners. Group classes shall be judged 75% on uniformity and are not to be moved. Show Champions and Reserve Champions shall be selected as outlined in GR810.
8. Modern Pleasure Halter classes to be run in the same manner as Modern Halter classes. Attendant permitted in Modern Pleasure Junior Exhibitor classes.
9. When Model Classes are held they shall precede Breeding classes and are to be judged on conformation only, being designed as a pattern or standard of ideal Shetlands for entries to follow in all other classes of the competition. Model ponies are not to be worked on the rail.

SP112 Class Specifications

1. MODEL. To be judged solely on conformation and are designed to set a "standard" for the entries to follow in all other classes of the same show. Model ponies are not to be worked on the rail.
2. WEANLINGS, YEARLINGS. To enter the ring at the walk and line up as indicated by the ringmaster. After examination by the judge, entries are worked individually on the rail both ways, usually at a walk and trot. To be judged 75% on conformation and breed type; 25% on performance, quality and manners.
3. TWO YEARS OLD AND OLDER, STALLIONS, MARES, GELDINGS. To enter the ring at the walk and line up as indicated by the ringmaster. After examination by the judge, entries are worked individually on the rail both ways, usually at a walk and trot. To be judged 60% on conformation and breed type; 40% on performance, quality, and manners.
4. BROODMARES. To enter the ring at the walk and line up as indicated by the ringmaster. After examination by the judge, entries are worked individually on the rail both ways, usually at a walk and trot. To be judged 60% on conformation and breed type; 40% on performance, quality, and manners. Entries must be three years and older and wet (nursing a foal) and are eligible for Senior Champion but cannot cross-enter into the aged classes.
5. AMATEUR OWNED AND SHOWN. To enter the ring at the walk and line up as indicated by the ringmaster. After examination by the judge, entries are worked individually on the rail both ways, usually at a walk and trot. To be judged 60% on conformation and breed type; 40% on performance, quality, and manners.
6. MARE AND FOAL. To be judged solely on the basis of conformation. 50% on mare; 50% on foal. Entries are not to be worked on the rail.
7. GET OF SIRE. Entry shall consist of three Shetlands, the get of the same stallion. Entry may consist of any combination of stallions, mares, and/or geldings, of any age. May be a combination of owners. 46" and under. To be judged 75% on conformation and 25% on uniformity. Not to be worked on the rail.
8. PRODUCE OF DAM. Entry shall consist of two Shetlands, the produce of the same dam. Entry may consist of any combination of stallions, mares, and/or geldings, of any age. May be a combination of owners. 46" and under. To be judged 75% on conformation and 25% on uniformity. Not to be worked on the rail.
9. HERD OF FOUR. Entry shall consist of one stallion and three mares of any age, all owned by one owner. 46" and under. To be judged 75% on conformation and 25% on uniformity. Not to be worked on the rail.
10. HERD OF SIX. Entry shall consist of six Shetlands of any age, all owned by one owner. 46" and under.

SUBCHAPTER SP-5 MODERN PERFORMANCE CLASSES

SP113 Modern Harness

1. To be shown at “park pace” and “show your pony,” except where stated below. At the park pace, the feet should be lifted well off the ground and the stride medium in length, elastic and straight. “Show your pony” designates a smart trot should be a straight forward, diagonal movement, forelegs being raised at least to a point where the forearm is extended in a horizontal position with the elbow and the hocks flexed, with the feet well under the body and well off the ground. The body at all times should be in perfect balance, with the head carried high. Excessive speed is undesirable.
2. Tack: Ponies are to be shown in show type harness including round blinkers, sidecheck and choice of bit. In Ladies, Amateur and Youth classes, ponies must be driven in the half cheek. Boots, rubber bands or strings of any description on the feet or legs and martingales are prohibited, however, high tail cruppers or other tail appliances are permitted. Ponies are to be shown both ways of the ring to an appropriate four-wheeled vehicle (viceroy, side bar buggy or four-wheeled vehicle of similar type).
3. Class Specifications.
   a. SINGLE SHETLAND PONY OPEN, MAIDEN, NOVICE, LIMIT, JUNIOR (Four Years old & Under), STALLIONS, MARES, GELDINGS. To be judged 40% on conformation; 60% on performance, quality and manners.
   b. SINGLE SHETLAND PONY LADIES, AMATEUR, AMATEUR OWNERS, JUNIOR EXHIBITORS. To be shown at the park pace both directions of the ring. To be judged 40% on conformation; 60% on manners, quality and performance. When lined up, ponies are required to stand without holding and back willingly without rearing.
   c. PAIR OF SHETLAND PONIES. To be judged 40% on conformation; 60% on performance, quality, manners and uniformity.
   d. SHETLAND PONY TANDEM. To be worked both ways of the ring. To be judged 40% on conformation; 60% on performance, quality, manners and uniformity.
   e. UNICORN. To have two wheel ponies and one lead pony. To be judged 40% on conformation and 60% on performance, quality, manners and uniformity.
   f. SINGLE SHETLAND PONY STAKE. To be eligible, ponies must be entered, shown and judged in any previous harness class in this division. To be judged 40% on conformation; 60% on performance, presence, quality and manners. Exception: local classes do not qualify for championships.

SP114 Fancy Turnout

1. To be worked both ways of the ring at the Park Pace and to be driven at a safe speed at all times.
2. In the event of postponement of afternoon or evening classes because of rain, etc., the attire shall be judged as originally classified. Two small trophies instead of one large one should go to the winner and two ribbons to all who place.
3. It is recommended that committees offering Pony Fancy Turnout classes without restriction to Shetlands shall follow above specifications except (a) age limit may be 15 years as in the past and (b) entries shall not exceed 12.2 hands (50”).
4. Entries shall be shown to an appropriate vehicle (four-wheeled viceroy, side-bar buggy or similar type). Type of harness optional.
5. Accepted attire:
   a. (Afternoon) Boys: Sport coat of any color except black, trousers or jodhpurs of a harmonizing color, white shirt, bow tie, straw hat or bareheaded. Girls: Summery dress, hat and parasol; flowers optional.
   b. (Evening, strictly formal). The boy shall wear current formal attire: a ruffled or tucked shirt of white or color, a formal dinner jacket of suitable material of any color, including but not limited to, brocade or velveteen, etc. Trousers of black or midnight blue, formal bow tie, black socks and shoes, bareheaded or dress straw hat. Formal full dress attire of top hat, tuxedo or tails, white dress shirt, wing collar, white tie acceptable if available. Driver is not required to wear gloves. The girls shall wear formal evening dress, which may be supported by hoops fastened to the buggy and carry flowers. Protective headgear may be worn without penalty. (See GR801)

6. Class Specifications.
   PONY FANCY TURNOUT. To be driven by a boy accompanied by a girl (under 14 years of age) at a park pace. Entries shall be judged 50% on attire, 40% on conformation, manners and performance; 10% on neatness and cleanliness of harness and vehicle.

SP115 Modern Roadster

1. General
   a. Roadsters shall enter the ring clockwise at a jog-trot then show at the road gait, turn counterclockwise at the jog-trot, show at the road gait and then trot at speed. At all speeds they should work in form; that is their chins set and their legs working beneath them collectedly and in form.
   b. At the trot, a pony whose action features folding of knees, flexing of hocks, with straight true action of front legs and with hocks carried close together and with motions coordinated, is executing a balanced trot. Long sprawling action in front, dragging or trailing hind legs and straddle gaited action behind make a balanced trot impossible.
   c. Animation, brilliance and competition ring presence should characterize the Roadster Pony in working at a jog-trot or road gait.
   d. When asked to drive on, the pony must show speed. Pacey gaited or mixey gaited ponies that pace and rack the turns or break and run on the turns shall be penalized.
   e. Ponies should be shown on the rail at all times except when passing and should go to the far end of every corner; should be light mouthed, capable of being taken up at any time, and stand well when being judged in the center of the ring.
   f. When ponies are lined up, no attendant is permitted and driver shall not leave their vehicle except for necessary adjustments. They may, however, uncheck and stand at pony's head when left in the center of the ring while a part of the class is on the rail for a workout.
2. Ponies shall be shown to a Roadster sulky, bike or two-wheeled vehicle of similar type. A low crupper, overcheck, square blinkers and straight or broken snaffle bit shall be used. Martingales and trotting boots are permitted.
3. Drivers shall wear stable colors, cap and jacket to match. The exhibitor's number must be worn on the back of the driver and not attached to the vehicle. Tailer colors optional in Shetland Roadster Pony In-Hand.
4. Class Specifications.
   a. SHETLAND PONY ROADSTER IN-HAND. Pony must show in a Roadster performance class in the same competition. Pony shall be shown with boots and Roadster bridle. Overchecks optional. Pony shall be led with two lead shanks attached to the bit ring. Pony to be shown on the rail at a jog and at speed. To be judged 60% on conformation; 40% way of going.
   b. SHETLAND PONY ROADSTERS OPEN, STALLIONS, MARES, GELDINGS, MAIDEN, NOVICE, LIMIT, JUNIOR (4 years old and under) LADIES, AMATEUR, AMATEUR/ OWNERS, JUNIOR EXHIBITORS. To be judged 60% on speed in form, 20% on manners and way of going, 20% on conformation.
   c. SHETLAND PONY ROADSTER CHAMPIONSHIP STAKE. To be eligible, ponies must be entered, shown and judged in any previous Roadster class in this division. To be judged 20% on conformation and quality; 20% on manners and way of going and 60% on speed in form. Exception: Local classes do not qualify for championships.

SP116 Modern Formal Pleasure

1. There should be light contact with the mouth, slight flexion at the poll without evidence of undue restraint. The pony should be relatively high headed and have a free way of moving. The check rein should not interfere with the relaxed and free way of going. Ponies are to enter the ring at the right and be shown both ways of the ring at the walk, pleasure trot and extended trot. Excessive speed and extreme action to be penalized. The walk should be a relaxed flat-footed walk, a four beat straight movement. The pleasure trot should be easy going square with elasticity and freedom of movement. The extended trot should be ground covering, open and reaching. Ponies are to line up in the center, stand quietly and must back readily. No attendant permitted.
2. Ponies shown in pleasure driving cannot cross enter between Shetland Harness Pony classes and Shetland Roadster Pony classes at the same competition.

3. The use of artificial appliances or devices such as chains, shackles and rubber bands are prohibited on the grounds before or during the competition.
4. Pony to be shown to a suitable two-wheeled cart with foot basket or four-wheeled vehicle, but not a viceroy, racing sulky or Fine Harness rig. Pony to be shown with a keg shoe, light pads optional with no weights, or barefoot - fitted with snaffle bit and overhead check (check bit and martingale optional).
5. Driver to be dressed in appropriate attire (not silks or colors).
6. Class Specifications.
   a. SHETLAND FORMAL PLEASURE DRIVING. STALLIONS, MARES, GELDINGS, LADIES, JUNIOR EXHIBITOR, LIMIT, AMATEUR. To be judged 40% on conformation; 60% on manners, quality and performance.

SP117 Modern Country Pleasure

1. To be shown with an evenly weighted appropriate size, light plate of uniform thickness and weight without pad. Shoe may weigh no more than 6 oz. excluding nails.
2. To be shown at the walk, pleasure trot and extended trot. The walk should be relaxed flatfooted walk, a four beat straight movement and not a jog-trot. The pleasure trot should be easy going, square with elasticity and freedom of movement.
   The extended trot should be ground covering, open and reaching. There should be light contact with the mouth, slight flexion at the poll without evidence of undue restraint. The pony should be relatively high headed and have a free way of moving. The checkrein should not interfere with the relaxed and free way of going.
3. Ponies shown in pleasure driving are not eligible for any other driving division.
4. To be shown to a suitable two-wheeled cart with foot basket or four-wheeled vehicle, but not a viceroy racing sulky or fine harness rig. Pony to be shown fitted with snaffle bit and overhead check (check bit and martingale optional).
5. Class Specifications.
   a. SHETLAND COUNTRY PLEASURE DRIVING OPEN, LADIES, JUNIOR EXHIBITOR, LIMIT, AMATEUR. To be judged 40% on conformation and 60% on manners, quality and performance. To stand quietly in the line up and back readily.
   b. SHETLAND COUNTRY PLEASURE DRIVING STAKE. To be eligible ponies must be entered, shown and judged in a qualifying class with the same specifications. To be judged 40% on conformation and 60% on manners, quality and performance. To stand quietly in the line up and back readily.

SP118 Modern Shetland Draft Harness Pony

1. Utilitarian usefulness is stressed for ponies, harness and wagon.
2. Ponies to wear long, natural mane and long, natural tail. Braiding is optional. Clipping of fetlocks is optional.
3. The foot must be natural. Ponies may be shown barefoot or with a light show plate or a draft-type shoe with toe and heel caulks. Pads may be used but additional weight of any description is prohibited.
4. To be shown to a suitable four-wheeled vehicle except that a cart may be used for singles. Heavy draft-type harness with collars, breeching and appropriate bit required. Full harness and lead tongue is optional on lead teams.
5. No one may assist driver in any way (except in the event of an accident); however, passengers are permitted.
6. Management and/or judge may require individual maneuvers.
7. Class Specifications. SHETLAND DRAFT HARNESS PONIES OPEN, MAIDEN, NOVICE, LIMIT, JUNIOR (4 years and under), STALLIONS, MARES, GELDINGS, LADIES, AMATEUR, JUNIOR EXHIBITOR, ADULT, DOUBLE HITCH, 4-PONY HITCH, 6-PONY HITCH, SINGLE, TANDEM, UNICORN, CHAMPIONSHIP. Utilitarian usefulness is emphasized. To be shown both ways of the ring at a working trot and a flat-footed walk without undue restraint. To halt, stand quietly and back readily. To be judged 60% on manners (in motion and at rest) and utilitarian usability performance; 30% on breed type, suitability and conformation; 10% on appointments (draft-type equipment). Fancy equipment not to count over a neat, clean and suitable working outfit.

SP119 Leadline

LEAD LINE RIDER—Six and under. To be led at a walk both ways of the ring, to halt, stand quietly. To be judged on the rider's ability to handle and aid pony.

SP120 Modern Shetland Under Saddle

1. Separate classes for both English and Western under saddle are advisable but if only one class is offered and entries with both types of equipment participate, it is recommended that competition management give two sets of ribbons.
2. English. The rider shall wear English attire and shall use an English saddle and equipment. Rider shall use both hands on the reins. Method of holding the reins is optional. Exhibitor must be neat and clean. No tennis shoes or T-shirts allowed.
3. Western. The rider shall wear western attire and shall use a western saddle and equipment. Only one hand may be used on the reins and must not be changed. While pony is in motion rider's hands shall be clear of pony and saddle except when it is necessary to use them to prevent a fall. Exhibitor must be neat and clean. No tennis shoes or T-shirts allowed.
4. Class Specifications.
   SHETLAND PONY UNDER SADDLE, ENGLISH or WESTERN EQUIPMENT. To be ridden by a Junior Exhibitor (under 14 years of age). To be shown at a walk, trot (or) jog and canter (or) lope. To be judged 40% on conformation; 60% on manners, quality performance, and suitability to rider. Excessive speed and extreme action to be penalized.

SP121 Modern Formal Combination

To be ridden and driven by a Junior Exhibitor under 14 years. To be shown in harness, unhitched and saddled in the ring and then shown Under Saddle. To be judged 40% on conformation; 60% on manners, quality and performance. Each phase to count 50%.

SUBCHAPTER SP-6 CLASSIC SHETLAND – GENERAL QUALIFICATIONS

SP122 Eligibility

All Classic Shetlands must be registered with the American Shetland Pony Club. The registry remains closed, since 1955, to imported Shetlands. Exception: Shetland Ponies registered with the Canadian Pony Society and progeny of ponies previously registered with ASPC.

SP123 General Conformation

1. The Classic Shetland has a well proportioned body that maintains the strong Shetland constitution; a pony with substance in the chest, body and hindquarters. The short head is clean cut, with a fine muzzle, large nostrils, brilliant eyes, wide forehead and sharp, small well-set ears. The Classic Shetland possesses fineness of throat latch, length of neck in proportion to the body and a sloping shoulder. The legs are set properly under the body on the four corners, forearm well muscled, knee and cannon bone broad and well defined, with an ideally shaped pastern with proper size and angle of pastern and foot. The top line of the Classic Shetland is straight, back short, loin short and well muscled. The tail is set high on the croup. The body has plenty of depth, well-rounded buttocks, and well-muscled gaskins. The ribs should be well-sprung; pony should have a round barrel. The knees and hocks are well supported from below by strong short cannons, joints and hooves. The mane, foretop and tail are full. The coat is fine and silky. The Classic Shetland has a natural, straight and springy way of going. Extremes in length of neck, body, legs and action are undesirable. Classic Shetlands may be of any color, either solid or mixed, except appaloosa. No particular color is preferred, no discrimination shall be made because of the color of eyes, such as glass, watch, hazel or blue.

2. Classics shall show with full manes and tails. No roached manes. Thinning, pulling, shortening, etc. of the mane and tail is permissible. The mane and tail length shall be left to the discretion of the exhibitor. Docked tails are permissible only on draft pony entries.
3. Changing the coat color of a pony is not permitted but highlighting the mane and tail, eyes, ears, muzzle, etc. is permissible.
4. Ponies may be clipped or shown in full coat.
5. No ginger, nicked tails, false tails or set-up tails allowed. Ginger, false tails or switches and set-up tails will result in disqualification.

SP124 Height

1. The maximum height at the withers for a Classic Shetland shall not exceed 46”. There are two major show ring height divisions for Classic Shetlands.
   a. Over Division: The height for Classic Shetlands three years and old over 42” is not to exceed 46”. The height for ponies two years old over 41” is not to exceed 44.5”. The height for yearlings over 40” is not to exceed 43”.
   b. Under Division: The height for Classic Shetlands three years old and older is 42” and under. The height for ponies two years old is 41” and under. The height for yearlings is 40” and under.
   c. Foals of current year shall be 40” and under if competition management requires them to be measured.
2. A pony shall not be shown in a Performance class unless the owner is in possession of a current Measurement Card or valid measurement form issued by the Federation or Management can confirm the measurement electronically with the Federation. (See GR502.) Management must announce the time and place for measuring any ponies that do not have a current Measurement Card.

SP125 Shoeing

Classics may be shown barefoot or with a light plate of uniform thickness and weight. No pads are permitted. No built up feet or heel measurements exceeding 1¾”, allowed. No weighted shoes or shoes having toe or sideclips, grabs, caulks, or trailers. The plate shall be of equal length in the branches from the toe back and shall not extend past the bulb of the heel. No corrective shoeing will be permitted.

SUBCHAPTER SP-7 CLASSIC SHETLAND SHOWING PROCEDURES

SP126 Showing Procedures

1. The Classic Pleasure Shetland must exhibit Classic conformation standards, quiet manners, perform at a collected gait on a light rein, stand quietly and back readily. Extreme action or heavy on the bit will be penalized.
2. All performance class animals must be a minimum of two (2) years old (must have reached their actual second birthday) or older at time of competition, unless otherwise specified.
3. Attire
   a. Dress for the youth and adult exhibitor should be appropriate for purpose. The Rider/Driver/Exhibitor to be dressed safe, neat and clean. Closed toe/heel foot attire is required (boots or leather athletic shoes). No T-shirts, shorts, skirts above the knee, strapless tops or canvas/cloth shoes allowed.
   b. Drivers and their attendants should be dressed appropriately. Hats, gloves, and aprons are optional. No strapless tops or open toed shoes allowed.
   c. Attire should be appropriate to the equipment being used, English or Western.
   d. No silks or colors are permitted except in roadster classes.
   e. Protective headgear (See GR801) must be worn by youth riders in all under saddle classes.
4. No stable, farm, individual name, animal name or business promotional apparel may be displayed on exhibitors. Exception: Draft Harness driving classes.
5. No item disturbing to other entries may be used inside or outside the ring while showing a pony, except the handler or attendant may use one whip no longer than four feet, including lash and handle.

6. Conduct designed to distract a pony or otherwise interfere with the showing of another exhibitor's animal will not be tolerated by the show management. Offenders will be asked to leave the show area. If the offender is also an exhibitor, they will be excused from the ring and barred from personally showing during that show. Their pony, however, may compete. The offense shall be reported by the Steward in the Steward's Report.
7. Headers (must be 16 years old or older) are required in all youth driving classes. Headers optional in all other driving classes. Headers are to enter the ring when the line-up is called, may assist in setting up the animal and then step back two paces where they are to remain, except in an emergency, until the judge's card is turned in. Note: Judges are cautioned that this rule in no way negates the requirement in youth classes that animals must display good manners, stand quietly in the line-up and back readily in Pleasure, Country Pleasure and Draft Harness classes. All drivers under the age of 16 years old, in any non-youth driving class, will require a header (must be 16 years old or older).
8. Riding attendants are optional in Classic Youth driving classes. Attendants must be sixteen (16) years old or older.
9. Stallions are not allowed in Classic Youth performance, halter, or showmanship classes. Exception: Youth may show a stallion foal of current year.
10. Cross entering is allowed between the Pleasure and Roadster Division.
11. Classic Pleasure ponies cannot cross-enter into Country Pleasure Driving classes at the same show.
12. Country Pleasure ponies cannot cross-enter into Classic Pleasure classes at the same show.
13. Driving whips are optional, but if used must be of suitable style, and the tip of the lash must not reach past the shoulder of the pony.
14. Stake classes will be known as Championship classes. 1st place will be Champion and 2nd place will be Reserve Champion. The stake classes will be placed thru 5th place. A pony must have entered, been shown and been judged in a qualifying class in order to participate in the corresponding stake class. Example: To show in the Roadster Stake the pony must show in another roadster class, and cannot qualify by showing in a pleasure driving class.

SUBCHAPTER SP-8 CLASSIC SHETLAND HALTER

SP127 General

1. Tack: Show halter or show bridle (hunter type) with snaffle bit without shanks. Stallions may be shown with a stallion bit. Bits are permitted only on animals two years old and older.
2. Attire: See SP126.3
3. One attendant, in addition to the handler, shall be permitted for each entry if needed in a halter class.
4. Handler or attendant may use one whip no longer than four feet, including lash and handle.
5. All eligible first and second place class winners (Exception: model, amateur and group winners) must compete in their respective championship classes, unless excused by show management. The Championship Class is judged as a new class and the ponies must be worked unless only one pony is competing, then at the judge's discretion, it may be judged concurrently with that class. The second place pony shall not be discriminated against in judging because of its earlier standing and therefore should not be lined up behind the first place pony.

SP128 Show Ring Procedures

1. Ponies will enter the ring at a walk and line-up as indicated by the ringmaster.
2. Entries will be examined by the judge in the line-up.
3. Each entry will be worked individually on a line at a walk and trot for the judge. Conditions permitting, ponies are to be worked parallel to the rail, fence or wall.
4. Ponies will return to the line-up for final inspection by the judge.

SP129 Class Specifications

1. STALLION, MARE, AND GELDING DIVISIONS. To be judged separately unless otherwise specified. See SP124 for Over and Under division height splits.

a. MODEL. If offered, the model class must be the first halter class held in the respective stallion, mare and gelding halter division. Entries must be two years old or older. Model ponies are not to be worked on the rail. To be judged 100% on conformation.
b. AGED FIVE YEARS OLD AND OLDER. Shown on a line at the walk and trot. To be judged 60% on conformation and breed type; 40% on performance, quality and manners.
c. AGED THREE AND FOUR YEAR OLDS. Shown on a line at the walk and trot. To be judged 60% on conformation and breed type; 40% on performance, quality and manners.
d. BROODMARES. Entries must be three years or older and wet (nursing a foal). Cannot cross-enter in the Aged Mare class. Shown on a line at the walk and trot. To be judged 60% on conformation and breed type and 40% on performance, quality and manners.
e. TWO YEAR OLDS. Shown on a line at the walk and trot. To be judged 60% on conformation and breed type; 40% on performance, quality and manners.
f. YEARLING Shown on a line at the walk and trot. To be judged 75% on conformation and breed type; 25% on performance, quality and manners.
g. FOAL OF CURRENT YEAR. Shown on a line at the walk and trot. To be judged 75% on conformation and breed type; 25% on performance, quality and manners.
h. SENIOR CHAMPION AND RESERVE. First and second place winners from AGED FIVE YEARS OLD AND OLDER, AGED THREE AND FOUR YEAR OLDS, and BROODMARES. Shown on a line at the walk and trot. To be judged 60% on conformation and breed type; 40% on performance, quality and manners.
i. JUNIOR CHAMPION AND RESERVE. First and second place winners from TWO YEAR OLDS and YEARLING AND FOAL OF CURRENT YEAR. Shown on a line at the walk and trot. To be judged 60% on conformation and breed type; 40% on performance, quality and manners.
j. GRAND CHAMPION. The Senior and Junior Champion and Reserve winners. Shown on a line at the walk and trot. To be judged 60% on conformation and breed type; 40% on performance, quality and manners.
k. MULTI-COLOR. Any age, any sex of any pinto color pattern: Tobiano, Overo, Tovero or Sabino. Shown on a line in a circle both ways of the ring at a walk. Halt and stand for judging. To be judged 100% on color.
l. SOLID COLOR. Any age, any sex of any solid color recognized by ASPC other than Pinto. Shown on a line in a circle both ways of the ring at a walk. Halt and stand for judging. To be judged 100% on color.
m. YOUTH HALTER. Classic mare or gelding, any age, shown by a Youth. Shown on a line at the walk and trot. The exhibitor is to have complete control of the pony throughout the class. To be judged 60% on breed character and conformation; 40% on performance, quality and manners.
n. ANY AGE, BRED, OWNED AND SHOWN BY EXHIBITOR. Breeder is defined as owning dam at time of service. Shown on a line at the walk and trot. Each individual entry to be judged on basis of the animal's age group.
o. ANY AGE, AMATEUR OWNED AND SHOWN. Shown on a line at the walk and trot. Each individual entry to be judged on basis of the animal's age group.

2. GROUP CLASSES
   a. MARE AND FOAL. Entry shall consist of mare and her current year foal. Will not be asked to work on a line. To be judged 50% on mare's conformation; 50% on foal's conformation.
   b. GET OF SIRE. Entry shall consist of three Classic Shetlands; stallions, mares and/or geldings of any age, the get of the same sire. Combined ownership is permitted. Entry to be made in the name of the sire. Will not be asked to work on a line. To be judged 75% on conformation; 25% on uniformity.
   c. PRODUCE OF DAM. Entry shall consist of two Classic Shetlands; stallions, mares and/or geldings of any age, the produce of the same dam. Combined ownership is permitted. Entry to be made in the name of the dam. Will not be asked to work on a line. To be judged 75% on conformation; 25% on uniformity.
   d. HERD OF FOUR. Entry shall consist of one Classic Shetland stallion and three Classic Shetland mares or any age. One owner and entry will be made in the name of the owner. Will not be asked to work on a line. To be judged 75% on conformation; 25% on uniformity.
   e. HERD OF SIX. Entry shall consist of six Classic Shetlands of any age or sex. One owner and entry will be made in the name of the owner. Will not be asked to work on a line. To be judged 75% on conformation; 25% on uniformity.
3. FOUNDATION. The Foundation class entry is an animal on which the foundation of the breed has been founded. The entry should be more conservative in type than an entry in Open Classic classes and should

exhibit slightly more bone and substance. The Foundation entry will be required to provide show management with proof of pedigree verification from ASPC (Registration certificate must include Foundation certification). Entry will be asked to work on a line at a walk and trot. To be judged 60% on conformation and breed type; 40% on performance, quality and manners. Cross entry into Open Classic Halter classes is not permitted. Exception: Classic performance, youth, color, and group halter classes if no foundation classes are offered.

a. FOUNDATION HALTER CLASSES. Entry will be asked to work on a line at a walk and trot. To be judged 60% on conformation and breed type; 40% on performance, quality, and manners. Cross entry into Modern or Classic classes is not permitted. Exception: Classic performance, youth, color, and group halter classes if no foundation classes are offered.

SUBCHAPTER SP-9 CLASSIC SHETLAND PERFORMANCE CLASSES

SP130 Classic Shetland Pleasure Driving

1. See SP126.3 for attire.
2. To be shown with unweighted keg shoes or barefoot, at a relaxed, fourbeat flatfooted walk, a pleasure trot, easy going with elasticity and freedom of movement and an extended trot, ground covering, open and reaching.
3. Headers are permitted. Exception: A header is required in Youth Pleasure Driving classes. Headers must be 16 years of age or older.
4. Ponies shown in Classic Pleasure Driving classes are not eligible to compete in Shetland Pony Modern classes.
5. The use of artificial appliances or devices such as chains, shackles and rubber bands are prohibited on the grounds before or during the competition.
6. Equipment
   a. The Classic pleasure driving pony must wear a show-type harness, including side or overcheck, square or round blinkers with straight or broken snaffle bit. A properly fitted cavesson or nose band is required. Check bit and martingales are optional. No liverpool bits, curb chains or curb straps are allowed. Exception: Classic Draft Harness classes may use liverpool bits or other appropriate bits acceptable for heavy draft-type harness.
   b. To be shown to a suitable two-wheeled cart with foot basket or four-wheeled vehicle but not a viceroy, Fine Harness rig or racing sulky.
7. Competition management may not as part of local rules, require entries in Ladies and/or Junior Exhibitors classes to compete in the Championship class. These two classes will, however, be considered as qualifying classes for the Championship.
8. Class Specifications
   a. CLASSIC SHETLAND PLEASURE DRIVING OPEN, GENTLEMEN, LIMIT, PAIR. Open to stallions, mares and geldings and all drivers. Shown at a walk, pleasure trot, and extended trot. To stand quietly and back readily in the lineup. To be judged 60% on manners, quality and performance; 40% on conformation. Excessive speed and extreme action to be penalized.
   b. CLASSIC SHETLAND PLEASURE DRIVING, LADIES, JUNIOR EXHIBITOR. Open to mares and geldings only. Shown at a walk, pleasure trot, and extended trot. To stand quietly and back readily in the lineup. To be judged 60% on manners, quality and performance; 40% on conformation. Excessive speed and extreme action to be penalized. Exception: Local junior exhibitor classes do not qualify for championships.
   c. AMATEUR OWNED AND DRIVEN PLEASURE DRIVING. Shown at a walk, pleasure trot, and extended trot. To stand quietly and back readily in the lineup. To be judged 60% on manners, quality and performance; 40% on conformation. Excessive speed and extreme action to be penalized.
   d. CLASSIC SHETLAND PLEASURE DRIVING STAKE. Eligible ponies must have been shown and judged in at least one other class in this division. Shown at a walk, trot, and extended trot. To stand quietly and back readily. To be judged 60% on manners, quality and performance; 40% on conformation. Excessive speed and extreme action to be penalized.

SP131 Classic Formal Pleasure Driving to Viceroy

1. See SP126.3 for attire.
2. Entry may be a stallion, mare or gelding.
3. The walk should be a relaxed flat-footed walk, a four-beat straight movement. The trot should be easy going, square with elasticity and freedom of movement.
4. Pony to be shown in fine harness with round blinkers, sidecheck and snaffle bit. Check bit optional.
5. Class Specifications
   a. CLASSIC FORMAL PLEASURE DRIVING TO VICEROY. Shown both ways of the ring at a walk and trot. To be lined up in the center of the ring, stand quietly and back readily. To be judged 60% on manners, quality and performance; 40% on conformation.

SP132 Classic Country Pleasure Driving

1. Pony to be shown to a two-wheeled pleasure cart with a foot basket.
2. Gaits.
   a. Walk - A free, regular and forward moving four beat gait. The pony should walk energetically, but calmly, with an even and determined pace.
   b. Country Pleasure Trot - A balanced, easy moving, relaxed two beat gait demonstrating forward movement.
   c. Extended Trot – A clear increase in gait and length of stride. The pony should move freely on a taut, but light rein, while maintaining a balanced pace and forward movement. Excessive action and speed shall be penalized.
3. Cross-entering is not allowed between the Country Pleasure and Pleasure Driving Division at the same show.
4. Class Specifications.
   a. Ponies to enter the ring counterclockwise at a country pleasure trot. To be shown both ways of the ring at a walk, country pleasure trot and a extended trot. Ponies to be lined up in the center of the ring, stand quietly and rein back. Judged 60% on performance, manners and way of going, 30% on condition, fit and appropriateness of harness and vehicle and 10% on neatness, appropriateness of attire and overall impression. High head sets and excessive knee action to be severely penalized.
   b. COUNTRY PLEASURE DRIVING – OPEN, GENTLEMEN, AMATEUR. Open to stallions, mares, and geldings.
   c. COUNTRY PLEASURE DRIVING – LADIES, YOUTH. Open to mares and geldings.
   d. COUNTRY PLEASURE DRIVING – STAKE. To be eligible ponies must be entered, shown and judged in a qualifying class with the same specifications.
   e. FOUNDATION COUNTRY PLEASURE DRIVING. The Foundation class entry is an animal on which the foundation of the breed has been founded. The entry should be more conservative in type than an entry in Classic classes and should exhibit slightly more bone and substance. The Foundation entry will be required to provide show management with proof of pedigree verification from ASPC (Registration certificate must include Foundation certification). Entry will be asked to work on the rail at a walk, country pleasure trot, extended trot, stand quietly and back readily in the lineup. To be judged 60% on conformation and breed type; 40% on performance, quality, and manners. Cross entry into Classic or Modern, or Foundation Pleasure or Foundation Western Country classes at the same show is not permitted.
   f. FOUNDATION WESTERN COUNTRY PLEASURE DRIVING. The Foundation class entry is an animal on which the foundation of the breed has been founded. The entry should be more conservative in type than an entry in Open Classic classes and should exhibit slightly more bone and substance. The Foundation entry will be required to provide show management with proof of pedigree verification from ASPC (Registration certificate must include Foundation certification). Entry will be asked to work on the rail at a walk, country pleasure trot, extended trot, stand quietly and back readily in the lineup. To be judged 60% on conformation and breed type; 40% on performance, quality, and manners. Head carriage should be no more than 3” above or below the withers and the stride should be long sweeping motion from the shoulder. Cross entering into Classic or Modern, or Foundation Pleasure or Country Pleasure is not permitted.

SP133 Classic Roadster

1. Tack and equipment
2. Classic roadster ponies are to wear harness with a low crupper, overcheck, square blinkers with a straight or broken snaffle bit. Martingales and trotting boots are permitted.
   a. Classic roadster ponies are to be driven to road bikes with tire guards.
   b. Attire. Drivers must wear colors (cap and jacket). Entry number is to be worn on the driver's back and not attached to the vehicle.
3. In Classic Youth Roadster, all drivers must have headers. All youth must wear protective headgear (See GR801) in Roadster classes.
4. Class specifications
   a. OPEN CLASSIC ROADSTER. Enter the ring clockwise at a jog-trot and then road gait. Ponies to reverse at a jog-trot, trot at speed, and drive on. To be judged 60% on manners and suitability of pony to driver; 40% on conformation and easy way of going. Extreme action to be penalized. Headers not permitted.
   b. YOUTH CLASSIC ROADSTER. Enter the ring clockwise at a jog-trot and then road gait. Ponies to reverse at a jog-trot, trot at speed, and drive on. To be judged 60% on manners, quality and performance; 40% on conformation. Header is required and must be 16 years old or older. No stallions permitted. All youth must wear protective headgear.
   c. LIMIT CLASSIC ROADSTER. Enter the ring clockwise at a jog-trot and then road gait. Ponies to reverse at a jog-trot, trot at speed, and drive on. To be judged 60% on manners and suitability of pony to driver; 40% on conformation and easy way of going. Extreme action to be penalized. Headers are optional.
   d. CLASSIC ROADSTER STAKE. To be eligible, a pony must have been shown and judged in a qualifying class. Enter the ring clockwise at a jog-trot and then road gait. Ponies to reverse at a jog-trot, trot at speed, and drive on. To be judged 60% on manners and suitability of pony to driver; 40% on conformation and easy way of going. Extreme action to be penalized.

SP134 Classic Draft Harness

1. Utilitarian usefulness is stressed for ponies, harness and wagon.
2. Clipping of fetlocks is optional.
3. The foot must be natural. Ponies may be shown barefoot or with a light plate shoe or a draft type shoe with toe and heel caulks. Pads may be used but any additional weight of any description is prohibited.
4. To be shown to a suitable four-wheeled vehicle, except that a cart may be used for singles. Heavy draft-type harness with collars, and full hames, breeching and appropriate bit suitable for heavy draft-type harness is required. Full harness with lead tongue is optional on lead teams. Utilitarian usefulness is emphasized.
5. No one may assist driver in any way (except in the event of any accident), but, passengers are permitted.
6. Draft vehicles and tack may have names on them.
7. Riding attendants are optional in Youth Draft classes but be sixteen years old or older.
8. All Draft Harness Classes are considered single pony cart classes and all are qualifying classes for the Single Draft Harness Stake class.
9. Class Specifications. CLASSIC DRAFT HARNESS – SINGLE HITCH, TWO PONY HITCH. To be shown both ways of the ring at a working trot and a flatfooted walk without undue restraint. To halt, stand quietly, and back readily. To be judged 60% on manners and utilitarian useful performance, 30% on breed type, suitability and conformation, and 10% on appointments. Fancy equipment not to count over a neat, clean and suitable working outfit. Two pony hitch shall be worked in a figure eight, gee and haw, back and stand quietly.

SP135 Classic Shetland Carriage Driving

1. Tack and equipment
   a. To be shown in a light harness of breast or collar type.
   b. Martingales and overchecks are prohibited.
   c. Sidechecks, breeching or thimbles are optional.
   d. Snaffle, Liverpool or acceptable driving bit and blinkers appropriate to type of harness.
   e. Whip is required to be carried in-hand.

f. Wood wheeled vehicle either two or four-wheeled of antique or reproduction type required in all carriage driving classes.

2. Attire: Hat, gloves, and apron required to be worn.
3. Headers are allowed but must come from within the vehicle.
4. Class specifications
   a. CLASSIC CARRIAGE DRIVING TO WOODEN WHEELED VEHICLE. To be shown at a walk, trot and extended trot both ways of the ring. To line up and stand quietly. Entry may be stallion, mare or gelding. To be judged 60% on manners, quality and performance; 40% on conformation.
   b. CLASSIC CARRIAGE REINSMANSHIP. Designed to test the knowledge and ability of the driver. To be shown on the rail at a walk, pleasure trot, and extended trot. Additional testing at the judge's discretion. To be judged 75% on the handling of the reins and whip, control, posture and overall appearance of the driver; 25% on the condition of the harness and vehicle and the neatness of attire. Suggested tests include:
      1. Back
      2. Drive a circle of designated size
      3. Drive a figure eight
      4. Extended trot-intermediate gait
      5. Negotiate simple obstacles
      6. Stop and stand
      7. Drive with one hand
   c. CLASSIC CARRIAGE PRECISION DRIVING. Designed to test the skill of the driver and the obedience and handiness of the animal. Entries are required to drive a course of 6-8 obstacles. To be judged 80% on the fault system; 20% on manners and performance
      1. Faults:
         a. Displacing Markers — 1 fault
         b. Each hoof outside marker — 1 fault
         c. Wheel outside marker — 1 fault
         d. Canter, each time — 1 fault
         e. Not completing an obstacle — 8 faults
      2. Refusals: (cumulative throughout the course)
         a. 1st refusal — 3 faults
         b. 2nd refusal — 3 faults
         c. 3rd refusal — Elimination
      3. Elimination:
         a. Failing to pass through the Start and Finish markers
         b. Receiving outside assistance
         c. Taking any obstacle out of order (off course)
         d. Showing an obstacle to the horse
   d. CLASSIC CARRIAGE – WORKING. To be shown both ways of the arena at a walk, slow trot, working trot and strong trot. To stand quietly, both on the rail and while lined up, and to rein back. All entries chosen for a workout may be worked both ways of the arena at any gait requested by the judge and may be asked to execute a figure of eight. To be judged 70% on performance, manners and way of going; 20% on condition and fit of harness and vehicle; 10% on neatness of attire.
   e. CLASSIC CARRIAGE OBSTACLE DRIVING – TIMED. To be driven over a prescribed course of not more than 20 obstacles. Obstacles consist of traffic cones with balls or similar objects placed on top. After passing the starting line, the driver shall proceed through each obstacle in order to the designated finish line. Course faults are assessed as penalty seconds and are added to the driver's elapsed time. Placings are determined on a low total time basis. Ties for first will be decided by a drive-off. The decision to allow cantering for this class is left to the discretion of show management. Cantering is not allowed unless clearly stated in the prize list. If cantering is not allowed, breaks in gait on course will be penalized.
      1. Penalties
         a. Knocking over start or finish marker — 5 seconds
         b. Knocking down or dislodging obstacle — 5 seconds
         c. Break to canter
            1. 1st break to canter — 5 seconds
            2. 2nd break to canter — 5 seconds

3. 3rd break to canter	5 seconds
4. 4th break to canter	Elimination
5. Prolonged canter	Elimination
d. Disobedience or groom(s) dismounting (cumulative over course)	
1. 1st incident	5 seconds
2. 2nd incident	10 seconds
3. 3rd incident	Elimination
e. Starting before signal	Elimination
f. Failure to cross starting line within one minute of signal	Elimination
g. Off course	Elimination
h. Outside assistance	Elimination
i. Failure to carry whip	Elimination
j. Use of martingale or overcheck	Elimination
k. Breakage of harness or vehicle	Elimination

SP136 Halter Obstacle

1. Pony to be shown in halter or bridle with appropriate lead. Chain on lead permitted under the chin of the pony.
2. A pony can only be shown by one exhibitor per class. A handler may show more than one entry in a class.
3. Ponies must be two years of age and older.
4. All obstacles must be numbered in order of sequence. The obstacle course must be posted at the show office not less than two hours prior to the class.
5. Pony to be penalized for any unnecessary delay or excessive time at an object. Judge(s) can advance an exhibitor to the next obstacle if a pony is taking excessive time at an obstacle. Recommended time of sixty seconds per obstacle. Refusals do not constitute class disqualification.
6. In shows where open, amateur and youth obstacle classes are offered, at least three of the obstacles must be different or the manner of performance through the obstacles must be varied for the class.
7. Obstacles: At least three different categories of obstacles must be used.
   a. Over: bridge, tarp, water, jump.
   b. Pattern: serpentine, figure eight, or cloverleaf at requested gaits.
   c. Daily chores: gate, put on and remove equipment (blanket, raincoat, saddle, etc.), mailbox open and close, pick up an object (letter, bucket, umbrella, flag, etc.) and place it at a designated location, side pass over pole, back through poles.
   d. Ground tie: stand pony inside a circle and walk around the pony.
8. Jumps, if used, must be at least five feet wide and include a ground pole. Jump standards may not be taller than 40” in height and no wings or additions are allowed outside the jump standard. All jumps used in performance classes must be collapsible for safety reasons. Maximum jump height is sixteen inches. An In and Out jump is considered one obstacle and scored as such. Refusal of one element of an In and Out jump requires the retaking of both elements.
9. Tires and stair steps are prohibited.
10. Causes for elimination:
    a. Carrying a whip or crop.
    b. Handler physically moving or coercing the pony by touching. Handler must maneuver the pony using the lead, halter or bridle only.
    c. Off course:
       1. Taking an obstacle in the wrong direction.
       2. Negotiating an obstacle from the wrong side.
       3. Skipping an obstacle unless directed by the judge.
       4. Negotiating obstacles in the wrong sequence.
11. Class Specifications: HALTER OBSTACLE OPEN, YOUTH, AND AMATEUR. Shown in-hand over a course of 6-10 obstacles. Class to be judged on performance and way of going with emphasis on manners throughout the course. Responsiveness and willingness to be considered.

SP137 Pleasure Driving Obstacle

1. Pony or team is hitched to a suitable two or four-wheeled vehicle. The harness and vehicle must be safe and in serviceable condition.
2. The judge will dismiss any unsafe entry whether due to equipment or behavior of the animal.
3. All obstacles must be numbered in order of sequence. The obstacle course must be posted at the show office not less than two hours prior to the class.
4. The show committee and/or judge may impose a time limit or number of refusals before the driver must pass to the next obstacle.
5. Course shall consist of at least four obstacles from the following list. Obstacles:
   a. Back through an obstacle.
   b. Walk through a water obstacle or simulated water obstacle.
   c. Cross a simulated wooden bridge.
   d. Pick up and move coat or slicker or put on and take off.
   e. Drive between poles, bales of hay or other obstacles making a narrow passage.
   f. Mail box (stop, open mail box, remove mail, return mail to box, and close box).
   g. Serpentine, cloverleaf or figure eight.
   h. Back up a minimum of four steps.
   i. Put one wheel of vehicle in circle, turn partial or complete circle with wheel pivoting in and not leaving the circle.
6. Class Specifications: PLEASURE DRIVING OBSTACLE. Each entry to work individually through a course of at least four obstacles designed to test the performance and manners of a good working animal. To be judged on the basis of performance and manners. Each entry will be given a numerical score based on performance at each obstacle and overall manners and gaits. It is emphasized that this is an obstacle driving class and that a good entry is one that will provide a pleasant, responsive drive for the driver. Ties shall be broken by judging the animal on rail work at a walk or trot and/or by requiring tied entries to repeat any part of the course.

SP138 Hunter

1. Course: Ponies to be shown over a minimum of four fences consisting of at least six jumps, at least 12” in height but not more than 20” in height; jumps must be at least six feet wide. All jumps must have a ground pole. Jump Standards may not be taller than 40” in height. The course must be posted two (2) hours before the class. Obstacles must simulate those found in hunting, such as natural post and rail, brush, stone wall, white board gate, hedge, oxer, etc. All jumps in hunter and jumper courses must be numbered on the course in order of sequence. An In and Out Jump is considered one obstacle and scored as such. The distance of an In and Out Jump must be 20 feet. Refusal of one element of an In and Out Jump requires the retaking of both elements.
2. Faults: The following faults are scored by the judge depending on severity and may be considered minor or major faults: circling while on course, backing, light touches against an obstacle, kicking, spooking or shying, knockdown of any part of an obstacle, pulling up concourse, dangerous jumping.
3. Accumulated Refusals:
   a. 1st refusal 3 faults
   b. 2nd refusal 6 faults
   c. 3rd refusal Elimination
4. Class Specifications:
   a. YOUTH HUNTER OVER FENCES. Rider to be 14 years of age or younger. Pony must be two years old or older. To be judged on manners and way of going, keeping an even hunting pace over the course. Judge must penalize unsafe jumping and bad form over fences. Ponies must be serviceably sound and are to be jogged back for soundness check past the judge(s) before final placings are awarded. No Stallions permitted.
   b. HUNTER IN-HAND ADULT, YOUTH, AMATEUR. To be shown in-hand in a halter or bridle with appropriate lead over a minimum of four fences consisting of at least six jumps, 24” in height. Whip may be carried. To be judged on manners and way of going, keeping an even hunting pace over the course. Judge must penalize unsafe jumping and bad form over fences. Ponies must be serviceable sound and

are to be jogged back to the judge for a soundness check before final placings are awarded. Youth may not exhibit stallions.

SP139 Jumper

1. Course: Ponies to be shown over a minimum of four fences consisting of at least six jumps that are at least 16” in height, but no more than 26” in height; jumps must be at least six feet wide. All jumps must have a ground pole. Jump Standards may not be taller than 40” in height. The course must be posted two (2) hours before the class. Obstacles must simulate those found in hunting, such as natural post and rail, brush, stone wall, white board gate, hedge, oxer, etc. All jumps in hunter and jumper courses must be numbered on the course in order of sequence. An In and Out Jump is considered one obstacle and scored as such. The distance between an In and Out Jump must be 20 feet. Refusal of one element of an In and Out Jump requires the retaking of both elements.
2. Jump-off: A jump-off is to occur for those ponies with clean rounds. All other ties will be jumped-off for concurrent place. The jump-off will be held over the original course. The height of the jumps shall be increased not less than one inch and not more than six inches in height. The jump-off will be timed by a stopwatch and the pony that has the fastest time and the fewest faults in the jump-off round will be declared the winner. An elimination jump-off does not eliminate the pony from the final placing. Only two jumps in the jump-off will be raised.
3. Faults:
   a. Circling while on course counts as a refusal anywhere on course.
   b. Touching of obstacle with any portion of pony’s body behind stifle — ½ fault
   c. Touching of obstacle with any portion of pony’s body in front of stifle — 1 fault
   d. Touching of obstacle with any portion of handler’s body — 1 fault
   e. Knockdown of obstacle or standard while jumping — 4 faults
   f. 1st refusal anywhere on course — 3 faults
   g. 2nd refusal anywhere on course — 3 faults
   h. 3rd refusal — Elimination
   i. Off course — Elimination
4. Class Specifications:
   a. YOUTH JUMPER OVER FENCES. Rider to be 14 years of age or younger. Pony must be two years old or older. To be shown over a minimum of four fences consisting of at least six jumps that are at least 16” in height, but no more than 26” in height. Jumpers are scored mathematically on accumulated faults only. No stallions permitted.
   b. JUMPER IN-HAND ADULT, YOUTH, AMATEUR. To be shown in-hand in a halter or bridle with appropriate lead. Chain on lead permitted under chin of pony. Whip may be carried. Jumpers are scored mathematically on accumulated faults only. Youth may not exhibit stallions.

SP140 Additional Mounted Classes

1. General.
   a. Rider’s attire should be appropriate to the equipment being used.
   b. No stallions permitted.
   c. Headers are required.
   d. Protective headgear (See GR801) must be worn by youth riders in all under saddle classes.
   e. The ring parameters may be determined by judge(s) or competition management.
2. Class Specifications.
   a. LEAD LINE. Rider to be six years of age or younger. Leader must be 16 years of age or older. The leading rein should be attached to the cavesson, noseband or halter while leaving the control of the pony to the child. Rider’s feet must be in the stirrups. Pony to be led both ways of the ring, to line up and stand quietly. To be judged on the rider’s ability to handle and aid the pony.
   b. LEADING REIN. Rider to be eight years of age or younger. Leader must be 16 years of age or older. The leading rein should be attached to the cavesson, noseband or halter while leaving the control of the pony to the child. Rider’s feet must be in the stirrups. To be shown on light contact at the walk both ways of the ring, then to line up and stand quietly. Ponies will be called out individually to stand, walk out and trot

back past the judge. Riders to be in suitable dress in hunt, saddle or western attire. Ponies to be judged on conformation, way of going, manners, suitability and turnout.

c. WALK AGES 10 YEARS AND YOUNGER, WALK AGES 11-17 YEARS. To be judged on the rail at a walk both ways of the ring. To halt and stand quietly. To be judged on the rider's ability to handle and aid the pony. Riders are not eligible for lead line or pleasure saddle classes. Riders may cross-enter into the walk-trot only.
d. WALK-TROT AGES 10 YEARS AND YOUNGER, WALK-TROT AGES 11-17 YEARS. To be judged on the rail at the walk and trot both ways of the ring. To halt and stand quietly. To be judged on the rider's ability to handle and aid the pony. Not eligible for lead line.
e. ENGLISH PLEASURE UNDER SADDLE AGES 10 YEARS AND YOUNGER, ENGLIGH PLEASURE UNDER SADDLE AGES 11-17 YEARS. English saddle, equipment and dress are to be used in this class. Ponies are to enter to the right, shall be worked both ways of the ring at a walk, trot and canter and line up in the center of the ring. Judged 60% on manners, quality, suitability to the rider, performance and 40% on conformation. Excessive speed and extreme action to be penalized.
f. WESTERN PLEASURE UNDER SADDLE AGES 10 YEARS AND YOUNGER, WESTERN PLEASURE UNDER SADDLE AGES 11-17 YEARS. Western saddle, equipment and dress are to be used in this class. Only one hand may be used on the reins and hands must not be changed. Rider's hands must be clear of pony and saddle. Ponies are to enter to the right, shall be worked both ways of the ring at a walk, jog and lope and line up in the center of the ring. Judged 60% on manners, quality, suitability to the rider, performance and 40% on conformation. Excessive speed and extreme action to be penalized.
g. OPEN PLEASURE UNDER SADDLE. Rider to be 14 years of age or younger. Entry may be shown either English or Western. Ponies to be worked both ways of the ring at a walk, trot/jog and canter/lope. To lineup in the center of the ring, stand quietly and back readily. Judged 60% on manners, quality, suitability to the rider, performance and 40% on conformation. Excessive speed and extreme action to be penalized.
h. COMBINATION PLEASURE. Rider/driver to be 14 years of age or younger.
    1. Ponies to be shown first driven to a suitable two-wheeled cart with foot basket or four-wheeled vehicle. To be shown both ways of the ring at a walk, pleasure trot and extended trot. Must stand quietly and back readily. Excessive speed and action will be penalized. Judged 60% on manners, quality and performance and 40% on conformation.
    2. Ponies then shown under saddle in English or Western attire. Ponies to be worked both ways of the ring at a walk, trot/jog and canter/lope. To lineup in the center of the ring, stand quietly and back readily. Excessive speed and extreme action to be penalized. Judged 60% on manners, quality, suitability to rider, performance and 40% on conformation. Excessive speed and extreme action to be penalized.

SP141 Equitation

1. All classes will be judged equally on hands, seat, control of mount and suitability of purpose.
2. Appropriate English or western attire and equipment may be used.
3. Classes offered:
    a. CLASSIC EQUITATION WALK 46" & UNDER
    b. CLASSIC EQUITATION WALK/TROT 46" & UNDER
    c. CLASSIC EQUITATION WALK/TROT/CANTER 46" & UNDER
    d. CLASSIC EQUITATION OVER FENCES 46" & UNDER (English only)
    e. CLASSIC EQUITATION OBSTACLE 46" & UNDER

SP142 Liberty

1. Liberty is demonstrating the natural beauty of the Classic Shetland Pony. Ponies are to be judged on style, grace, animation, gaits, presence, and ease of catching. The liberty pony is expected to perform at both a canter and a trot.
2. Timing will begin when the halter is dropped and the show announcer will announce TIME when the 1 ½ minutes performance time has ended to signal the exhibitor that they can begin the catch. If the catch is not completed in the 2 minute allotted time frame, the exhibitor is disqualified.

3. Only the exhibitor and one assistant will be allowed in the arena with the pony. Whips and shaker bottles are allowed but touching the horse with aids or hands will result in disqualification.
4. Only the exhibitor can touch the pony during the catch. The pony must be caught and haltered by the exhibitor within 2 minutes or be disqualified. The assistant may not touch the pony at any time. There will be “No Baiting” (no use of hay, grain, clickers, etc.) of Liberty horses during the catch or pony will be disqualified.
5. Music is required.
6. No deliberate interference with the pony from outside the ring. Announcement is to be made prior to the class to specify that no outside assistance is allowed.
7. All ponies entered in the Liberty class must be at least one year old.
8. Exhibitor and attendant should wear appropriate, tasteful attire. A safe costume or theme outfit is allowed for exhibitor and attendant only. Glitter, ribbons or costumes are not allowed on the pony.
9. Entry will be disqualified if the pony should fall during its performance.
10. Entry will be disqualified if pony leaves the ring during competition or catch time.

SP143 Costume

1. Pony may be shown mounted, led or driven and may be of any age.
2. Judged on originality, cleverness, attractiveness and manner presented.
3. Protective headgear (See GR801) must be worn by youth riders if mounted.

SP144 Roman Chariot Event

1. This class is intended as a display of horsemanship with a team of ponies hitched to a Roman style chariot. Emphasis on the authenticity of the chariot, harness and driver apparel. Theme era vehicles used for fighting, racing, parades and transportation for royalty are acceptable.
2. At the discretion of show management and allotment of time, entries may be permitted to parade their ponies and rigs in the arena before beginning of the class.
3. Drivers must be 16 years old or older.
4. Driver may talk to pony as long as it does not interfere with other ponies.
5. Manners and safety are of utmost importance in this class. Judge may disqualify any entry that is deemed unsafe or unruly.
6. Ponies in the team should show at the same gait.
7. Ponies may be light shod.
8. Whips of appropriate size are permissible. No bullwhips, etc.
9. Open bridles are permissible. Side or overchecks are permitted.
10. Headers are encouraged.
11. No weapons are allowed on the chariots, drivers or horses.
12. Only four chariots may be in the ring at one time and must stay well spaced and on the rail.
13. Class Specifications:
    a. ROMAN CHARIOT 46” & Under. Class may be divided to 42” & UNDER and 42” to 46” if at least four entries of each division are entered. Ponies are to enter the ring counter clockwise at a collected trot. To be shown both ways of the arena at a collected trot, slow canter, hand gallop and walk. Ponies to reverse at a walk on the diagonal. Must stand quietly and are not required to back. To be judged 50% on manners and performance and 50% on fit and appropriateness of vehicle and harness, overall appearance.
    b. SINGLE ROMAN CHARIOT RACE. Chariot to be pulled by a single horse with class specifications to be the same as the Roman Chariot hitch team specifications. Drivers to be 13 years old and older.

SP145 Showmanship

1. Class Specifications: OPEN SHOWMANSHIP, YOUTH, AMATEUR. Exhibitor is to show pony to the presiding call judge to a set pattern and handler is judged on the below point scale. Please visit the Shetland webpage on usef.org for possible patterns.
2. Point Scale:
    a. Appearance of exhibitor: 10 points – clothes and person neat and clean. Suitable clothes: hats, boots, long sleeve shirts and gloves are required.

b. Appearance of pony: 40 points – conformation not to be a factor.
    1. 15 points – conditioning
    2. 15 points – grooming of pony
    3. 5 points – trimming
    4. 5 points – tack
c. Showing of pony in ring: 50 points – Judge will discuss the selected pattern with contestants prior to class. The selected pattern must be posted two hours before the start of the class.
d. Leading: 15 points – Enter ring leading animal at an alert walk in a counter-clockwise direction. Walk on animal's left side, holding lead shank in right hand near halter. The remaining portion of the lead is held neatly and safely in left hand. Animal should lead readily at a walk. After judge has lined up the class in front of spectators, they will call on each exhibitor individually to move their pony individually. When moving pony, be sure that the judge gets a clear, unobstructed view of the pony's action. Allow the pony sufficient lead to move freely the required distance, stop, and turn to the right around the horse. Exhibitor should perform the showmanship pattern as directed by the judge or ring Steward.
e. Posing: 15 points – When posing your pony, stand toward the front facing the pony, but always in a position where you can keep your eye on the judge. Pose your pony with its feet squarely under it. Do most of your showing with the lead strap. Never touch or kick the pony's leg into position. Do not crowd the exhibitor next to you when in a side-by-side position. Do not crowd exhibitor in front when lined up head to tail. When judge is observing other animals, let yours stand if posed reasonably well. Be natural. Over showing, undue fussing, and maneuvering are objectionable.
f. Poise, alertness and merits: 20 points – Keep alert and be aware of the position of the judge at all times. Do not be distracted by persons or things outside the ring. Show the animal at all times. Be courteous and sportsmanlike at all times. Recognize and respond quickly to correct faults of your pony. Respond quickly to requests from judges and officials. Keep showing until the entire class has been placed and excused from the ring. A judge may ask an exhibitor questions (Example: exhibitor number, pony's age, body parts of pony, etc.) At their discretion a Judge may ask an exhibitor for an additional test after completion of one of the three set patterns.

SP146 Foundation Pleasure Classes

1. The Foundation class entry is an animal on which the foundation of the breed has been founded. The entry should be more conservative in type than an entry in Classic classes and should exhibit slightly more bone and substance. The Foundation entry will be required to provide show management with proof of pedigree verification from ASPC (Registration certificate must include Foundation certification).
2. Class Specifications: Entry will be asked to work on the rail at a walk, pleasure trot, extended trot, stand quietly and back readily in the lineup. To be judged 60% on conformation and breed type; 40% on performance, quality, and manners. Ponies trot slightly more collected than a country horse. Breaking level or above level to be penalized.
3. Cross entry into Modern and Classic classes is not permitted.

CHAPTER VA VAULTING DIVISION

SUBCHAPTER VA-1 GENERAL

VA101 Introduction
VA102 Categories of Events
VA103 Competitors
VA104 Horses
VA105 Horse Use
VA106 Elimination of Horses
VA107 Equipment
VA108 Substitution
VA109 Facilities
VA110 Format
VA111 Timing
VA112 Unauthorized Assistance
VA113 Officials

SUBCHAPTER VA-2 TEAM EVENT

VA114 Team Event Requirements
VA115 Eligibility and Division
VA116 Compulsories
VA117 Freestyle

SUBCHAPTER VA-3 INDIVIDUAL EVENT

VA118 3*Individual, 2* Young Vaulter/Gold, 2*Silver, 1*Bronze, and Event Requirements
VA119 Compulsories
VA120 Freestyle
VA121 Technical Test

SUBCHAPTER VA-4 PAS DE DEUX EVENT

VA122 Pas de Deux Event Requirements
VA123 Compulsories
VA124 Freestyle

SUBCHAPTER VA-5 SCORING

VA125 Judging Code. (Listed in alphabetical order by term).
VA126 Points and Values
VA127 Penalties and Deductions

CHAPTER VA VAULTING DIVISION

SUBCHAPTER VA-1 GENERAL

VA101 Introduction

1. Vaulting is the art of gymnastics/dance on the moving horse. The competition is judged on the smooth and correct execution of the Compulsory exercises, the Technical Test, and Freestyle programs by the vaulters in sympathy and harmony with the horse working on the lunge line.
2. For a description of the Compulsory exercises and an explanation of the Technical Test and the Degree of Difficulty of Freestyle exercises, consult the current FEI Rules for Vaulting, Guidelines for Judges, and Code of Points.

VA102 Categories of Events

1. Squad Event (3*A, 2*B, & 1*C)
2. Individual Event (3* Individual, 2* Young Vaulter/Gold, 2*Silver & 1*Bronze)
3. Pas de Deux (1* Pas de Deux, 2*Pas de Deux, 3*Open Pas de Deux)

VA103 Competitors

1. A vaulter may enter the same event only once at any competition.
2. Age limits are as follows:
3. No age limits: 3*A Squad, 2*B Squad, 1*C Squad, 3*Individual, 2* Young Vaulter/Gold, 2*Silver, 2*Bronze, 3*Open Pas de Deux, 2*Pas de Deux, and 1* Pas de Deux.
   a. Regarding age limits for Observation Events and CVI's, see current FEI Vaulting Rules (Article 702 – Eligibility).
4. Amateurs and professionals may compete in all events.
5. A squad may have up to two foreign vaulters as members and be eligible for awards provided that each of the foreign competitors has complied with the Federation membership requirements set forth in GR828.4 and GR1308 .2-4. Foreign competitors and lungers who desire to compete in non-breed restricted National Competitions in the FEI recognized disciplines in the United States must have proof, in English, of membership in good standing from their National Federation or must be members in good standing of USEF. Competition management must request proof, in English, of current membership in good standing from the Foreign Competitor's respective National Federation or proof of current USEF membership.
6. At National Championships, foreign individual vaulters and foreign squads are allowed to compete but are ineligible for National Championship titles. They may compete for scores and may be awarded ribbons with placings. If the number of entries is significant, management may offer separate prizes for foreign competitors.

VA104 Horses

1. Vaulting horses must be at least six years old, of any breed or suitable size.
2. Stallions are prohibited.

VA105 Horse Use

1. Horses may be used for a maximum of 18 units per day.
   a. Squad Events:
      i) Squad Compulsories = 6 units
      ii) Squad Freestyle = 6 units
   b. Individual Events:
      i) 1 Compulsories = 1 unit
      ii) 1 Freestyle = 1 unit

iii) 1 Technical Test = 1 unit

c. Pas de Deux Events:

1. 1 Freestyle = 2 units

Exception: 1* pas de Deux

i. 1 Compulsory = 2 Units

ii. 1 Freestyle = 2 Units

d. Exception: a Green Horse class will count as 1 unit each time the horse is entered.

2. In 3*Individual, 2* Young Vaulter/Gold, 2*Silver, 1*Bronze, 3*A Squad, 2*B Squad, 1*C Squad, and 3*Open Pas de Deux, 2*Pas de Deux, and 1* Pas de Deux, horses and lungers may be changed between sections of the event.
3. After the maximum number of vaulters allowed, additional vaulters will be disqualified.
4. Competitors may start on their own horse or another horse that is lent to them.
5. Horses may be substituted until one (1) hour before the start of the competition, or until a time specified by the management.
6. Before beginning the performance, the horse must be trotted on the circle until the Judge at A rings the bell.

VA106 Elimination of Horses

1. The Judge at A has the authority at any time during the competition to eliminate a horse which is uneven and/or unlevel, in bad condition, or which shows signs of discomfort or fatigue.
2. There may be no objection against this decision.
3. The Judge at A must give a reason for the elimination of a horse.

VA107 Equipment

1. The FEI Rules on Equipment will be applied where there is not a specification in these rules.
2. Required: All equipment must be used without changing the purpose of its manufactured state:
   a. Bridle with noseband or lungeing cavesson (which may be used instead of a bridle and may be used with or without a snaffle)
      i) Except for the buckles and padding, the headstall and noseband must be made entirely of leather or leather-like material.
      ii) Padding is allowed on bridles.
   b. Snaffle bit
      i) Bits must have a smooth surface. Twisted and wire bits are prohibited.
      ii) Bits must be made of metal, rigid plastic, or durable synthetic material and may be covered with rubber/latex.
      iii) Bits may have up to two (2) joints; unjointed bits must be made from flexible rubber or synthetic material.
      iv) Rubber bit guards are permitted.
         (1) (See Annex 1 of the current FEI Rules for Vaulting for visuals on acceptable Bridles and Bits)
   c. Two (2) side reins or 3- Point Reins.
      i) Side reins must be attached to the bit or cavesson and one (1) point of contact on the surcingle on the same side.
      ii) Either two side reins, or 3- Point Reins are permitted. Side reins are attached from the surcingle to the bit rings or to the lunge cavesson rings on the same side. 3- Point Reins are attached from the surcingle only through the bit rings back to the surcingle on the same side (attachment of 3- Point Reins through the lunge cavesson is not permitted). The distance between the two attached points (top and bottom) on each side of the surcingle must not be greater than 40 centimeters. The 3- Point Reins must be adjustable only as per manufacture and any homemade modification of the adjustments of the 3- Point Reins (for example making a knot or adding a clip for attachment to the bit) is not permitted. (Standing reins or auxiliary reins are not permitted). See the FEI Rules for Vaulting Article 719.2.5.
      *below, a pictogram of allowed 3- Point Reins:

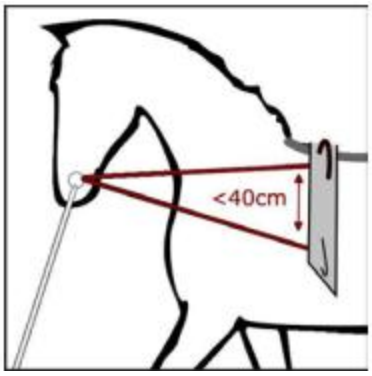

d. Vaulting surcingle (preferably with wither and girth padding). The surcingle has two solid handles with two loops, one on each side. One short extra strap made of leather, may be fixed between the inner edges of the right and left handle. This strap may be wrapped with material suitable to provide protection from injury. (See the current FEI Rules for Vaulting Article 719.2.6 for visuals and additional information on acceptable Surcingle design and measurements). The back pad must be made out of materials which conforms itself to the horse's back (which may be checked by the Steward, Technical Delegate, and/or a Judge at any time). One gel pad is allowed in addition to the back pad. The back pad must adhere to the following dimensions:
   i) Max. 80 cm from the back edge of the surcingle to the back (Approximately 31.5") Note: For smaller horses pad may not extend beyond the point of the croup.
   ii) Max. 30 cm from the front edge of the surcingle to the neck (Approximately 11.8")
   iii) Max. 90 cm from side to side the lowest point to the lowest point (Approximately 35.4")
   iv) Max. 4.0 cm thick including cover (Approximately 1.6")
   v) Max. total length 1.10 m, with no more than 30 cm in front of the surcingle (Approximately 3.6' and 11.8")
   vi) If checked on the horse, the tolerance may not exceed 3 cm (Approximately 1.2")
e. Lunge line. Lunge line must be held in the lunger's hand and may not be wrapped, tied or attached to the lunger in any other way.
f. Lunge whip.

2. Optional:
   a. Bandages, protection boots.
   b. Ear plugs and Earhoods.
   c. Breast collar or breast plate.
3. No auxiliary equipment is allowed.
   a. Standing reins or auxiliary reins are not permitted.
   b. The use of any equipment other than described above will entail elimination.
4. Protective headgear is not required in any class in the Vaulting Division unless stated otherwise within these rules.

BOD 01/18/2026 Effective 02/01/2026

VA108 Substitution

1. Squad Event:
   a. One substitute is allowed in 3*A, 2*B, and 1*C Squad Events. In order for a substitute to vault, they must enter the ring with the squad as its 7th member at the start of the Compulsories.
   b. The substitute must perform the compulsory exercises along with the six (6) squad members. (See VA116).
   c. The substitute vaults in the seventh position.
   d. Using a substitute other than stated is illegal and results in elimination.
2. Individual Event, Pas de Deux Event:
   a. No substitution is allowed in Individual or Pas de Deux Events.
3. Lungers:

   a. Substitution is permitted between sections for 3*A Squad, 2*B Squad, 1*C Squad, 3*Individual, 2* Young Vaulter Gold, 2*Silver, 1*Bronze, 3*Open Pas de Deux, 2*Pas de Deux, and 1* Pas de Deux.
4. Horses:
   a. Substitution is permitted between sections for 3*A Team, 2*B Team, 1*C Team, 3*Individual, 2* Young Vaulter Gold, 2*Silver, 1*Bronze, 3*Open Pas de Deux, 2*Pas de Deux, and 1* Pas de Deux.
5. Equipment:
   a. Substitution is permitted between sections in all events.

VA109 Facilities

1. The Vaulting arena must be at least 22 meters (73 feet) in diameter with suitable footing. If the competition is held indoors, the height must be at least 5 meters (16.6 feet).
2. The diameter of the lunging circle must be between 13 and 15 meters (42.5-50 feet). The center of the circle must be clearly marked.
3. If the entire vaulting arena is not suitable vaulting surface, then the suitable vaulting surface must extend from 2 meters (6.6 feet) from the center point of the circle to at least 11 meters (36 feet) from the center point of the circle.
4. The Judge's booth(s) should be at least 12 meters (40 feet) from the center of the vaulting arena, elevated at least one-half meter (1.5 feet) above the competition arena.
   Steps and protection from the elements must be provided.
5. Spectators must be located at a reasonable distance from the vaulting circle and Judge's booth.
6. A suitable warm-up arena must be provided. An additional area for horse warm-up only must also be provided.
7. A ring steward must be present at each competition arena at all times during the competition.
8. A countdown clock and one stop watch must be provided for the Judge at A in each arena, or an official timer must be appointed, who shall sit next to the Judge in each arena. If an official timer is needed, two stop watches must be provided; one to be used to time the performance and the other for timing entry, falls, time-outs, etc.
9. A bell must be provided for the Judge at A in each arena.
10. A Freestyle checker is required for squad event. The official clerk or timer may act as Freestyle checker.

VA110 Format

1. Competitors shall salute the Judge at A upon entering and before exiting the arena.
2. In all events, sections of the event(s) must be scheduled with a break between sections.
3. Order of go for all Events must be determined by draw for each section and round. Management may draw for all entrants.
   a. Time of draw must be at least 1 hour before the start of the competition.
   b. Time and place of draw to be announced in the prize list.
   c. If more than one competitor is sharing a horse, the coach must specify the order of Vaulters.
4. Each 3*A, 2*B, and 1*C Squad vaulter must wear a number from 1 through 7. Vaulters must vault in that order for the compulsories section. Numbers must be easily visible to the Judges.
5. Individual vaulters must wear a number, which has been assigned to them. Number may be worn on the right outside arm or outside leg and must be easily visible to the Judges. (Suggested dimensions and contrasts: Number band 2" - 2.5" (5-6.5cm) and numbers 1.5" - 2" high (4-5 cm); dark numbers on light band or light numbers on dark band.)
6. Music is recommended during all performances. Music with words and lyrics is allowed.
   a. Music must be provided by the competitor in accordance with the specifications in the prize list.
   b. Management must state in the prize list which system(s) will be available.
7. The dress of the vaulters must be suitable for equestrian sport. (See current FEI Rules for Vaulting)
8. Soft soled shoes are required.
9. Judging of the Horse Score begins with the entrance into the arena and ends when the Vaulter touches

   The ground after the final dismount.
   a. Quality of gait and throughness
      i. Rhythm

    ii. Relaxation
    iii. Connection
    iv. Impulsion
    v. Straightness
    vi. Collection

b. Vaultability of Horse
    i. Willingness and obedience
    ii. Balance in tempo
    iii. Balance in circling

c. Lunging
    i. Easy and effortless communication between lunger and horse
    ii. Entry, salute and trot round

d. For more information regarding Horse score, please refer to FEI Guidelines for Judges.

VA111 Timing

1. The time allowed for each event begins the moment the first vaulter touches the surcingle, the pad, or the horse and ends with the time limit (the bell). Only exercises (static or dynamic, including dismounts) already in progress when the bell rings will be included in the evaluation for degree of difficulty, performance, and Artistic. All following exercises and dismounts starting after the bell will be considered in the performance score (deductions only), but not in degree of difficulty nor Artistic scores. For timing requirements of specific events (Squad, Individual, Pas de Deux), please refer to the chapter for that event.
2. A bell is used by the Judge at A to signal the competitors on the following occasions:
    a. To give the signal to enter the arena. Within one minute after the bell, the vaulter(s) must salute the Judge at A.
    b. To give the signal to start the Compulsory test and the Freestyle. Within thirty seconds after the bell, the vaulter(s) must start the performance.
    c. To signal the end of time.
    d. To signal the competitor(s) to stop in case of unforeseen circumstances. The clock will be stopped and judging will cease.
    e. To signal that time is stopped after a fall when the vaulter has lost contact with the horse or surcingle in individual Freestyle.
    f. To signal that time is stopped after a fall where the vaulter(s) is unable to continue immediately or return to the line in squad Freestyle.
    g. To signal the competitor(s) to continue after an interruption. The clock is started and judging begins when the vaulter touches the surcingle, the pad, or the horse. The test must be continued within thirty (30) seconds after the signal to resume.
    h. To signal time out in all events.
3. Time-out in all events:
    a. In case of an injury or illness, the event and the clock will be stopped. The judge will indicate when the event and the clock will resume.
    b. In the event of a horse casting a shoe or the breakage of equipment, the clock will be stopped for a maximum of seven (7) minutes.
    c. The lunger may request one time out (to interrupt a performance to adjust equipment) per entrance into the arena. The clock will be stopped for a maximum of one (1) minute for this incident. The lunger may also adjust the equipment, if necessary, in between vaulters during Individual Freestyle, while the judge is scoring the previous freestyle.
    d. In the event that the freestyle music is not correct or malfunctions, the lunger may request a time out. The clock will be stopped for a maximum of one (1) minute.
    e. In the case of unforeseen circumstances, the bell will be sounded to indicate to the squad, pas de deux, or individual to stop. The clock will be stopped and judging will cease. A bell will sound to indicate that the squad, pas de deux, or individual is to recommence their performance. The clock will resume when the vaulter(s) touch the surcingle, the pad, or the horse.
4. See section on Scoring for penalties and deductions.

VA112 Unauthorized Assistance

1. No one other than the lunger may give any directive to the horse.
2. Spotting vaulters is not permitted.
3. In 3*A, 2*B, and 1*C Squad Events, no one other than a lunger, a squad of six (6) vaulters and one (1) substitute may be in the arena.
4. In Individual Event, no one other than a lunger and individual(s) who are scheduled to compete at that specific time may be in the arena.
   a. Only one vaulter may be in the vaulting circle at a time.
   b. Other competitors shall line-up outside the vaulting circle.
   c. The next competitor may enter the vaulting circle when the previous vaulter begins the vault-off. An earlier entry entails elimination of the incoming vaulter.
5. In the Pas de Deux Event, no one other than a lunger and the competitors who are scheduled to compete at that specific time may be in the arena.
6. See section on Scoring for penalties and deductions.

VA113 Officials

1. Ground Jury. The invited judges comprise the ground jury and must be selected from the current roster of Federation Licensed Vaulting Judges.
   a. At least two judges are required for each event.
   b. The distribution of judges per class will be as follows:

Number of Judges	Compulsories		Freestyle	Technical (3* Individual, 2* Young Vaulter/Gold)
2 judges	Both judges evaluate horse and compulsories		Judge A: Horse (25%) and Artistic (25%) Judge B: Technique 50%	Judge A: Horse (25%) and Artistic (25%) Judge B: Technique (50%)
3 judges (refer to 6 judge distribution in FEI Guidelines – use judge 1, 2, 3)	Judge A: Horse (25%) Judge B: Exercises (37.5%) Judge C: Exercises (37.5%)		Judge A: Horse (25%) Judge B: Technique (50%) Judge C: Artistic (25%)	Judge A: Horse (25%) Judge B: Technique (50%) Judge C: Artistic (25%)
4 judges (refer to 4 judge distribution in FEI Guidelines)	Judge A: Horse (25%) Judge B: Exercises (25%) Judge C: Exercises (25%) Judge D: Exercises (25%)			Judge A: Horse (25%) Judge B: Technique (25%) Judge C: Artistic (25%) Judge 4: Technique (25%)

   c. The President of the Ground Jury determines the distribution of judges based on the distribution of judges chart (VA113.1.b)
   d. The President of the Ground Jury will be appointed by the Organizing Committee from the officiating judges, except at Championships where the President of the Ground Jury must also be approved by the Federation Vaulting Sport Committee.
2. There must be a Federation licensed vaulting technical delegate at all competitions.
3. At National Championships there will be a vet check. The vet accompanied by one member of the ground jury, preferably the President, will inspect the horses.

SUBCHAPTER VA-2 SQUAD EVENT

VA114 Squad Event Requirements

3*A, 2*B, and 1*C Squad events consist of one round of Compulsories and Freestyle performed in separate sections. A Squad of at least six (6) vaulters must start each section of the event.

1. The Compulsory section is performed at canter, to the left or to the right.
2. The Freestyle section is performed at canter to the left or to the right.

VA115 Eligibility and Division

Squads may be divided into 3*A Squad, 2*B Squad and 1*C Squad. Squads are comprised of six (6) vaulters, a substitute, and a lunger and a horse. For purposes of 3*A, 2*B and 1*C Squad Event, vaulters shall carry the following classification.

1. Class A:
   a. A vaulter who holds an EVUSA Gold medal
   b. A vaulter who competes at or who has ever competed at 3*Individual and/or Gold level at either an EVUSA Recognized Competition or a USEF Licensed Competition
2. Class B:
   a. A vaulter who holds an EVUSA Silver medal
   b. A vaulter who competes at or who has ever competed at Individual 2* Young Vaulter or 2* Silver level at either an EVUSA Recognized Competition or a USEF Licensed Competition
3. Class C:
   a. A vaulter who holds an EVUSA Bronze medal
   b. A vaulter who is unrated (holds no EVUSA canter medal)
4. No more than three (3) Class A vaulters may compete on a 2*B Squad, including the substitute.
5. No more than three (3) Class B and one (1) Class A vaulters may compete on a 1*C Squad, including the substitute.
6. A vaulter's squad classification (A, B or C) is as of the closing date of entries of the competition entered.

VA116 Compulsories

1. Compulsory Test for 3*A Squad is performed to the left or to the right.
   a. Each vaulter, including the 3*A Squad substitute, if there is one, must perform all compulsory exercises as follows:
      i. Vault on
      ii. Flag
      iii. Mill
      iv. Scissors Forward
      v. Scissors Backward
      vi. Stand
      vii. Flank 1st part, push off to the inside
2. Compulsory Test for 2*B Squad is performed to the left or to the right.
   a. Each vaulter, including the 2*B Squad substitute, if there is one, must perform all compulsory exercises as follows:
      i. Vault On
      ii. Basic Seat
      iii. Flag
      iv. Mill
      v. Scissors Forward
      vi. Scissors Backward
      vii. Stand
      viii. Flank 1st Part, push off to the inside.

3. Compulsory Test for 1*C Squads may be performed to the left or to the right.
    a. Each vaulter, including the substitute, must perform all compulsory exercises as follows:
        i. Vault On
        ii. Basic Seat
        iii. Flag
        iv. Stand
        v. Swing Forward
        vi. Half Mill
        vii. Swing Backward, followed by dismount to inside.
4. Time allowed: For a 3*A or 2*B Squad that does not include a substitute, the maximum time for the performance of the Compulsory Test is six (6) minutes. If a substitute enters the arena with the 3*A or 2*B squad, they must perform the Compulsory Test and the maximum time allowed for the performance is seven (7) minutes. If a 1*C Squad does not include a substitute, the maximum time for the performance of the Compulsory Test is five (5) minutes. If a substitute enters the arena with a 1*C squad, they must perform the Compulsory Test and the maximum time allowed for the performance is six (6) minutes. Compulsory exercises begun after the time limit will receive a score of zero (0). The Judge at A will ring a bell signifying the end of time allowed.
5. Time for the Compulsories is taken from the moment the first vaulter touches the grips, until the last vaulter to perform touches the ground in the dismount, or the end of the time limit.
6. Each vaulter must vault in order, according to their back number.
7. Each static compulsory exercise must be held for 4 full canter strides.
8. Time wasted will incur point deductions.
9. All compulsory exercises for all Squad members must be scored in one section before that Squad's Freestyle may begin.
10. Judged on:
    a. Performance—Mechanics, essence, form, scope, security, balance, continuity and harmony with the horse.
    b. Horse (See VA110.10)
11. For 3*A, 2*B, and 1*C Squads the Compulsory scores for the six (6) vaulters scores who perform in the Freestyle will be averaged to produce the squad's compulsory score. The scores for the seventh member of the squad who does not vault in the Freestyle will be dropped. Before the beginning of the Freestyle performance each squad must specify to management which six (6) vaulters will perform in the Freestyle.
12. See section on Scoring for penalties and deductions.
13. Compulsory exercises are described in the current FEI Guidelines for Judges.

BOD 01/18/2026 Effective 02/01/2026

VA117 Freestyle

1. For 3*A and 2*B Squad a Freestyle routine of three and a half (3.5) minutes maximum is performed by the squad of six (6) vaulters who have been specified by the squad. For 1*C Squad a Freestyle routine of three (3) minutes maximum is performed by the squad of six (6) vaulters who have been specified by the squad. Only six (6) vaulters are allowed to enter the arena for Squad Freestyle. Freestyle time begins when the first vaulter touches the surcingle, the pad, or the horse, and ends when the bell rings to indicate the end of time allowed, or when the last vaulter touches the ground.
2. Over weighting and/or overloading the horse will be penalized under Artistic.
3. Six (6) members of the squad must perform in the Freestyle or the squad will be penalized under General Impression and Artistic.
4. For 3*A and 2*B Squad no more than three (3) vaulters may be on the horse at any time, or in any exercise whether actually on the horse or not. For 1*C Squad no more than two (2) vaulters may be on the horse at any time, or in any exercise whether actually on the horse or not.
5. There must be at least two (2) vaulters in contact with the horse during any triple exercise.
6. Each static Freestyle exercise must be held for three (3) full canter strides in order to be counted in Degree of Difficulty. A static exercise is one in which contact, support, or holding points do not change. The count for each exercise commences when the final position is attained.
7. Squad Freestyle is judged on

a. Horse Score (25%)
b. Technique Score (50%)
c. Artistic Score (25%)

8. Technique Score
   a. 3*A Squad
      i. Divided into Performance (70%) and DOD (30%).
      ii. Only the twenty-five (25) exercises with the highest Degree of Difficulty (DOD) will be counted. DOD D exercises count 0.4 points, DOD M exercises count 0.3 points. DOD E Exercises count 0.1 points.
   b. 2*B Squad
      i. Divided into Performance (70%) and DOD (30%).
      ii. Only the twenty (20) exercises with the highest Degree of Difficulty (DOD) will be counted. DOD D exercises count 0.5 points, DOD M exercises count 0.4 points, DOD E exercises count 0.2 points.
   c. 1*C Squad
      i. Represents only the Performance of the Freestyle exercises.
   d. Performance
      i. Mechanics, essence, form, scope, security, balance, continuity and harmony with the horse.
      ii. The average of deductions for every exercise and transition is deducted from the maximum score of 10.0.
      iii. Deductions for falls are deducted from the Performance Score at the end (not averaged).
   e. Degree of Difficulty (DOD).
      i. For 3*A and 2*B Squad DOD is judged on height off horse, complication of movements, demands of suppleness, stretch and timing, number and security of holding points, changes in direction (forward, backward, across), changes in relation to the horse (on neck, on croup, inside, outside). 1*C Squad has no DOD score.
      ii. See FEI Code of Points for more information.
9. Artistic
   a. Use of space, pace, variety, development, artistic, merit, and consideration for the horse.
   b. 1*C Squads may not have any triples. See section on Scoring (VA126.3.a2) for penalties and deductions.
10. Falls
   a. Vaulter(s) may continue after a fall. The unsuccessful exercise may be repeated.
   b. The clock may be stopped. It will be started when the first vaulter touches the grips.
11. See section on Scoring for penalties and deductions.

BOD 01/18/2026 Effective 02/01/2026

SUBCHAPTER VA-3 INDIVIDUAL EVENT

VA118 3*Individual, 2* Young Vaulter/Gold, 2*Silver, 1*Bronze, and Event Requirements

3* Individual and 2* Young Vaulter/Gold Events take place in one round, consisting of Compulsories, Technical Test, and Freestyle performed in separate sections. The 2* Silver Event is one round consisting of Compulsories, Freestyle I and Freestyle II performed in separate sections. The 1* Bronze Individual Events take place in one round, each round consisting of Compulsories and Freestyle and Compulsories to the Right performed in separate sections.

1. Competition must be offered at 3*Individual, 2* Young Vaulter/Gold, 2*Silver and 1*Bronze levels.
   a. Women's and Men's divisions must be offered at each level.
   b. Vaulters who hold EVUSA Gold Medals may not compete in the 2*Silver or 1*Bronze Division. Vaulters who hold EVUSA 2*Silver Medals may not compete in the 1*Bronze Division.
2. In 3*Individual and 2* Young Vaulter/Gold Events, the competition is at the canter to the left or to the right for Compulsory, Technical Test, and Freestyle sections.
3. In 2*Silver Events, the competition is at the canter to the left or right for the Compulsory and Freestyle sections.
4. In 1*Bronze Events, the competition is at the canter to the left for the Compulsory and Freestyle section and to the right for the second Compulsories section.

5. In the event there are more than 30 competitors in the 1*Bronze and/or 2*Silver Event, Competition Management, at its discretion, may limit the number of competitors who compete in the Compulsories to the Right section or Freestyle II. In this instance, the top 15 highest scoring women and the top 15 highest scoring men in 1*Bronze event and the top 15 highest scoring women and the top 15 highest scoring men in the 2*Silver event will advance to compete in the Compulsories to the right section or Freestyle II.

VA119 Compulsories

1. For 3*Individual Event, all exercises are performed without interruption. Vaulter must perform all Compulsory exercises as follows:
   a. Vault On
   b. Flag
   c. Mill
   d. Scissors Forward
   e. Scissors Backward
   f. Stand
   g. Flank 1st part (back to seat astride)
   h. Swing off from seat astride to the outside
2. For Individual 2* Young Vaulter/Gold, and 2*Silver, all exercises are performed without interruption. Vaulter must perform all Compulsory exercises as follows:
   a. Vault On
   b. Basic Seat
   c. Flag
   d. Mill
   e. Scissors Forward
   f. Scissors Backward
   g. Stand
   h. Flank 1st Part, push off to the inside.
3. For Individual 1* Bronze Event, all exercises are performed without interruption. Vaulter must perform all Compulsory exercises as follows:
   a. Vault on
   b. Basic Seat
   c. Flag
   d. Stand
   e. Swing Forward
   f. Half Mill
   g. Swing Backward, followed by dismount to inside
4. All vaulters performing on the same horse must follow one another immediately without waiting for the bell.
5. Falls—The vaulter may continue after a fall. They must remount within one (1) minute in order to continue with the next exercise. The unsuccessful exercise receives a zero (0) and may not be repeated.
6. No time limit.
7. Judged on:
   a. Performance—Mechanics, essence, form, scope, security, balance, continuity and harmony with the horse.
   b. Horse/GI -—(See VA110.10)
8. See section on Scoring for penalties and deductions.
9. Compulsory exercises are described in the current FEI Vaulting Guidelines for Judges.

VA120 Freestyle

1. Freestyle is a one (1) minute (maximum) routine of static and dynamic exercises.
   a. Static exercises must be held for three (3) full canter strides in order to be counted in Degree of Difficulty.
   b. Vaulter must stay in contact with the horse, ground jumps and leaps above the horse are allowed.
   c. At 3* Individual, 2* Young Vaulter/Gold and 2*Silver, only the ten most difficult exercises with a Degree of Difficulty R, D, or M will be counted in the degree of difficulty score. The maximum score for DOD is 10.

d. At 1*Bronze level, all exercises with a Degree of Difficulty D, M or E will be counted in the Degree of Difficulty. The maximum score for DOD is 9.0.
e. Repetitions of exercises and compulsory exercises will not be counted.

2. Judged on:
   a. Horse (25%) – see VA110.10
   b. Technique (50%)
   c. Artistic (25%)
3. Technique Score is divided into Performance (70%) and DOD (30%)
   a. Performance
      i) Mechanics, essence, form, scope, security, balance, continuity and harmony with the horse.
      ii) The average of deductions for every exercise and transition is deducted from the maximum score
         (1) 10.0.
      iii) Deductions for falls are deducted from the Performance Score at the end (not averaged).
   b. Degree of Difficulty (DOD)
      i. DOD is judged on height off horse, complication of the movements, demands of suppleness, stretch and timing, number, and security of holding points, changes in direction (forward, backward, across), changes in relation to the horse (on neck, on croup, inside, outside).
      ii. See FEI Code of Points for additional information.
4. Artistic
   a. Use of space, pace, variety, development, artistic merit, and consideration for the horse.
5. Falls:
   a. Vaulter may continue after a fall. They must remount within one (1) minute in order to continue. The unsuccessful exercise may be repeated.
   b. The clock may be stopped for a maximum of one (1) minute for each fall. It will be restarted when the vaulter touches the grips.
6. See section on Scoring for final score, penalties and deductions.
7. See the current FEI Code of Points for additional information on DOD evaluation.

VA121 Technical Test

1. The Technical Test (3* Individual) is a one (1) minute (maximum) routine consisting of five (5) Technical exercises and additional Freestyle exercises chosen by the vaulter.
2. The Technical Test (2* Young Vaulter/Gold) is a one (1) minute routine consisting of any three (3) of the five (5) Technical exercises and additional Freestyle exercises chosen by the vaulter. The Technical exercises may be shown in any order. Only the first three Technical exercises shown will be scored. Any other Technical exercises shown after the first three will be scored as additional freestyle exercises.
   a. The Technical exercises are from the following categories of motor skills:
      i) Balance (coordination)
      ii) Timing/Rhythm (coordination)
      iii) Strength (condition)
      iv) Jump Force (condition) May be shown as a mount or a ground jump.
      v) Suppleness
   b. The exercises included in each category are described in the current FEI Guidelines for Judges.
   c. One exercise from each category is designated by the FEI Vaulting Committee in the year before the World Championship, to be used during the two-year period following that World Championship. These five Technical Exercises will be announced on the FEI Website.
3. 3* Individual Technical Test Judged on:
   a. The maximum score is 10.0. Decimals are allowed.
   b. The 3* Technical Test receives 8 scores:
      Five (5) Technical exercises, a Performance score an Artistic Score, and a Horse Score.
      i) Exercise (x50%)
         (1) The Exercises scores is made up of the five (5) separate performance scores for the designated Technical exercises (5 scores) and a sixth score for the performance of additional exercises. These six (6) scores are added together and divided by six (6) for the Exercises Score.
      ii) Artistic (x25%)
      iii) Horse score (x25%)

c. The scores are added together.
d. For deductions and scoring of the Technical Test, see the current FEI Rules for Vaulting Events and the current FEI Guidelines for Judges.

4. 2* Young Vaulter/Gold Technical Test is Judged on:
   a. The maximum score is 10.0. Decimals are allowed.
   b. The 2* Young Vaulter Technical Test receives six (6) scores:
      Three (3) separate performance scores for the designated Technical exercises (3 scores), a fourth score for the performance of additional exercises, an Artistic Score and a Horse Score.
      i) Exercises (x50%)
         (1) The Exercises score is made up of the three (3) separate performance scores for the designated Technical exercises (3 scores) and a fourth score for the performance of additional exercises. These four (4) scores are added together and divided by four (4) for the Exercises Score.
      ii) Artistic (x25%)
      iii) Horse score (x25%)
   c. The scores are added together.

SUBCHAPTER VA-4 PAS DE DEUX EVENT

VA122 Pas de Deux Event Requirements

Pas de Deux is composed of two vaulters. 3* and 2* Pas de Deux Consists of one (1) or two (2) rounds of Freestyle performed at canter to the left or to the right. 1* Pas de Deux consists of one (1) round of compulsories and one (1) round of Freestyle.

VA123 Compulsories

1. Compulsory Test for 1* Pas de Deux may be performed to the left or to the right.
   Exercises to be shown:
   1. Vault on
   2. Basic Seat
   2. Flag
   3. Stand
   4. Swing Forwards
   5. Half Mill
   6. Swing Backwards followed by dismount to inside

VA124 Freestyle

1. 3*Open Pas de Deux consists of two (2) minute freestyle routine with no requirements or restrictions.
2. 2*Pas de Deux Freestyle and 1* Pas de Deux Freestyle are 90 second routine with no requirements or restrictions.
3. Both vaulters must stay in contact with the horse, surcingle or each other, except for leaps above the horse. Ground jumps are recommended.
4. Static exercises must be held for three (3) canter strides.
5. Degrees of Difficulty (DOD)
   a. 3*Open Pas de Deux, only the thirteen (13) exercises with the highest Degree of Difficulty (DOD) will be scored. Value is as follows:
      D - exercises count 0.8 points
      M - exercises count 0.4 points
      E - exercises count 0.0 points
   b. 1* Pas de Deux has no DOD.

6. In 2*Pas de Deux, only the ten (10) exercises with the highest Degree of Difficulty (DOD) will be scored. Value is as follows:
   D - exercises count 1.0 points
   M - exercises count 0.5 points
   E - exercises count 0.0 points
7. Judged on:
   a. Horse (25%) – see VA110.10
   b. Technique (50%)
   c. Artistic (25%)

8. Technique Score is divided into Performance (70%) and DOD (30%)
   a. Degree of Difficulty (DOD)
      i. DOD is judged on height off horse, complication of the movements, demands of suppleness, stretch and timing, number and security of holding points, changes in direction (forward, backward, across), changes in relation to the horse (on neck, on croup, inside, outside).
      ii. See FEI Code of Points for additional information.
   b. Performance
      i. Mechanics, essence, form, scope, security, balance, continuity and harmony with the horse.
      ii. The average of deductions for every exercise and transition is deducted from the maximum score of 10.0.
      iii. Deductions for falls are deducted from the Performance Score at the end (not averaged).

9. Artistic
   a. Use of space, pace, variety, development, artistic merit, and consideration for the horse.
10. See section on Scoring for final score, penalties and deductions. Penalties are as for Individual Event.
11. Falls:
   a. Vaulter(s) may continue after a fall. They must remount within one (1) minute in order to continue. The unsuccessful exercise may be repeated.
   b. The clock will be stopped for a maximum of one (1) minute for each fall. It will be restarted when the first vaulter touches the grips.

SUBCHAPTER VA-5 SCORING

VA125 Judging Code. (Listed in alphabetical order by term).

AL	Alignment
A/L	Arm & Leg
AB	Arched Back
A	Arms
B	Balance
C	Collapse
CD	Come Down
DL	Down Leg
E	Elevation
X	Extension
O	Fall
OD	Fall After Dismount
FT	Feet
F	Form
FK	Frog Kick
FH	Front High

FL	Flight
G	Ground Jump
HZ	Hands
HM	Harmony
H	Head
HH	Hit Horse
INT	Interruption
K	Kneel
KZ	Knees
L	Legs
LA	Legs Apart
LD	Late Dismount
LF	Legs Forward
LH	Land Heavily
MX	Mechanics
M	Mount
NC	Not Clear of Horse
NH	Not Held
NT	No Turn
OC	Off Center
OH	Off Horse
PD	Pad
PK	Pike
PL	Poor Landing
P	Posture
PB	Push Back
PT	Partial Turn
Q	Quick
R	Repeat
SC	Scope
SK	Security
SH	Shoulders
SL	Slow
SS	Side Seat
ST	Stiff
SX	Stretch
T	Timing
TG	Touched Ground
TI	Turned In
TW	Time Wasted
TZ	Toes
TH	Touched Horse
TR	Transition
UE	Uneven Elevation

© USEF 2026

UR	Uneven Rhythm
UW	Uneven Width
WD	Width
W	Wrap

Comments for Horse

BH	Behavior
CS	Circle Size
GT	Gait
LW	Lunger Walking
SB	Submission
TM	Tempo

FALL CODES (All of these codes will be circled on the scoresheet and list the deduction after the code):

F
GJ
TG

VA126 Points and Values

10	Excellent	5	Marginal
9	Very Good	4	Insufficient
8	Good	3	Fairly Poor
7	Fairly Good	2	Poor
6	Satisfactory	1	Very Poor
0	Not performed or as a result of deductions.		

1. Scoring may be in tenths for all events. The maximum score is 10.0.
2. Results are calculated to the 3rd decimal.
3. Tie breakers:
   a. Squad and Individual Event.
      i) Compulsory: Score for Basic Seat, then Flag, etc. The Mount and Horse Score are not used. In 3*A Squad 3*Individual Events, the Basic Seat is not shown, therefore, the tie breaker begins with Flag.
      ii) Freestyle: Score for Artistic, then Technique.
      iii) Technical Test: Score for Artistic, then Technique.
      iv) Overall: Compulsory Score
   b. Pas de Deux Event.
      i) Freestyle: Score for Artistic, then Technique.
      ii) Overall: Score for Artistic, then Technique.

VA127 Penalties and Deductions

1. Compulsories— Pas de Deux, Squad and Individual Events:
   a. Up to one (1) point deducted for:
      i. Each landing other than on both feet only.
      ii. Arm and leg are not raised simultaneously in Flag.
   b. One (1) point deducted for:
      i. Each stride less than 4 (Basic Seat, Flag, Stand).
      ii. Each passing of the leg out of a 4-count rhythm in the Mill and the Half Mill.
      iii. Interfering with lunge line or side reins.
      iv. Touching neck in Flag without loss of form.
      v. No kneel (both knees) before Flag or Stand.
      vi. Legs not closed throughout flight in dismount Swing off from the seat astride to the outside
   c. Up to two (2) points deducted for:
      i. Time wasted: between taking grips and vaulting on, before commencing an exercise, and between parts of an exercise.
      ii. Landing heavily on horse's back.
      iii. Buttocks leaving horse during Mill or Half Mill..
   d. Two (2) points deducted for:
      i. Exercise fails, but vaulter stays on and repeats successfully.
      ii. Retaking grips in Basic Seat, Flag or Stand.
      iii. Touching horse with hand behind surcingle in Mill or Half Mill.
      iv. In Senior Events, when Basic Seat is shown. Flag receives the deduction.
      v. In Squad Events, a compulsory exercise shown out of order in which the vaulter stays on and repeats the correct exercise before dismounting.
      vi. Repeating mount (first attempt unsuccessful; second attempt successful).
   e. Score of zero (0) for:
      i. Coming off horse during a compulsory exercise.
      ii. Retaking grips twice.
      iii. Repeating a compulsory exercise twice.
      iv. After Swing Backward, performing dismount in wrong direction (to outside). Swing Backward receives the zero.
      v. Turning the wrong way in the Scissors Forward and/or Scissors Backward (not turning toward the lunger).
      vi. A compulsory, no part of which is performed at the required gait.
      vii. Each compulsory exercise not performed.
      viii. In Individual Events, a compulsory exercise shown out of order. When two compulsories are transposed, the first exercise shown out of order receives the zero (0).
      ix. Repeating mount (attempting to mount twice but not successful); third attempt is successful, but receives a zero.
      x. In Individual Events, after third unsuccessful attempt to mount, the vaulter is excused from the ring.
      xi. In Squad Events after the third unsuccessful attempt to mount, the vaulter shall return to the line . They shall receive no scores.
      xii. In Squad Events, exercises begun after the time limit.
2. Freestyle and Technical Test, Performance score—Squad, Pas de Deux and Individual Events:
   a. Falls: See FEI Guidelines, Section 3.5 Falls in Free Test and Technical Test.
   b. One (1) point deducted for:
      i. In 3*Individual and 2* Young Vaulter/Gold Technical Tests, each stride held less than three (3) in the required static exercises.
3. Freestyle and Technical Test, Artistic score—Squad, Pas de Deux and Individual Events:
   a. One (1) point deducted for:
      i. In all Events, any exercise (including the dismount) commenced after the time limit (See VA111.1).
      ii. 1*C Squad Events, for performing any triple exercise.
   b. Up to two (2) points deducted for:
      i. In squad competition, over weighting and/or overloading the horse.
   c. Two (2) points deducted for:

i. Each vaulter not performing at least one exercise in addition to the vault on in Squad Freestyle.

4. Not scored in Freestyle and Technical Test — Squad, Pas de Deux and Individual Events:
   a. Each static exercise held for less than three (3) canter strides.
   b. Compulsory exercises.
   c. An exercise no part of which is performed at canter.
   d. Repetition of any exercise.
   e. A triple exercise in which two (2) vaulters are not in contact with the horse.
5. Technical Test, Technical Exercises, Artistic score, Performance score - 3*Individual Event and 2* Young Vaulter/Gold.
   a. See current FEI Rules for Vaulting.
   b. See current FEI Guidelines for Judges.
6. Horse:
   a. Deductions at the discretion of the judge for:
      i. Lack of balance, not straight on the circle, impure gaits, uneven and/or unlevel, poor condition, overloading,signs of discomfort, circle size, lunging and presentation.
      ii. Approaching the horse without the intention of mounting. "Approach", in this instance, means leaving the lunger and moving out the lunge line towards the horse and/or leaving the outside of the circle and moving toward and with the horse as it canters on the circle.

      See FEI Guidelines for Judges for additional information.

7. Elimination—Squad, Pas de Deux and Individual Events:

   a. In 3*A, 2*B, and 1*C Squad Event, entering ring with more than a lunger, Squad of 6 and 1 substitute for compulsories.
   b. In Squad Event, entering the ring with more than a lunger and 6 vaulters for Freestyle.
   c. In 3*A, 2*B, and 1*C Squad Event, if substitute enters the ring but does not perform the compulsories.
   d. In Squad Event, entering the ring with less than a lunger and six vaulters for the Compulsory or Freestyle sections.
   e. Assistance on to or off the horse from the ground in the Freestyle (boosting/spotting) (See VA112.3)
   f. In Individual event, if vaulter enters circle before previous vaulter begins vault off, entering vaulter will be eliminated. Horse that is uneven and/or unlevel, in poor condition, or which shows signs of discomfort or fatigue.
   g. Abuse of the horse.
   h. An unforeseen circumstance.
   i. More than three (3) vaulters on the horse at any one time or in any exercise whether actually on the horse or not.
   j. After the maximum number of vaulters allowed to use the horse in any day, all additional vaulters will be disqualified.
   k. Use of non-allowable equipment.
   l. Squad or vaulter not saluting within one (1) minute of the Judge's signal to enter.
   m. Squad or vaulter not commencing the performance within thirty (30) seconds of the judge's signal to begin.
   n. Unauthorized assistance not specified elsewhere.
   o. Use of dress other than defined.
   p. If a horse or vaulter(s) appear unable to proceed with competition based on fitness, training or any other safety reason the Judge at A may eliminate and must state the reason on the scoresheet.
   q. In the event the individual is eliminated, the judge should state their reason on the score sheet.

8. Squad Event Scoring:

   a. Compulsory Section
      i. The Scores of the six (6) vaulters for each compulsory exercise are added and divided by 6 (averaged). (In 3*A Squad, 2*B Squad, and 1*C Squad, these are the scores for the six (6) vaulters who perform in the Freestyle. The scores for the seventh vaulter are dropped.)
      ii. For 3*A Squad and 2*B Squad the eight (8) averaged scores for the compulsory exercises are (x75%) and added to the Horse/ Score(x25%). This is the squad's score for the Compulsory section.

iii. For 1*C Squad, the seven (7) averaged scores for the Compulsory exercises are added to the Horse/GI Score and divided by eight (8). This is the Squad's score for the Compulsory section.

b. Freestyle Section

3*A Squad and 2* B Squad

1. Horse (x25%)
2. Technique (x50%)
3. Artistic (x25%)
4. The three (3) Freestyle scores are added together. This is the squad's score for the Freestyle section.

1* C Squad

1. Horse (x25%)
2. Technique (x50%)
3. Artistic (x25%)
4. The three (3) Freestyle scores are added together. This is the squad's score for the Freestyle section

c. Final Score
The squad's Compulsory score and Freestyle score are added and divided by two (2). This is the squad's final score for the Event.

9. 3* Individual and 2* Young Vaulter/Gold Individual Event Scoring:

a. Compulsory Section (Score 1)
   i) The eight (8) Compulsory scores added and divided by eight (8) (averaged).
   ii) The eight (8) averaged scores for Compulsory exercises are (x75%) are added to the Horse Score (x25%).
   iii) This is the score for the Compulsory Section.
b. Technical Test Section (Score 2)
   i) Exercise (x50%)
   ii) Artistic (x25%)
   iii) Horse (x25%)
   iv) The three (3) scores are added together. This is the final score for the Technical Test section.
c. Freestyle Section (Score 3)
   i) Horse Score (x25%)
   ii) Technique (x50%)
   iii) Artistic (x25%)
   iv) The three (3) scores are added together. This is the score for the Freestyle section.
d. Final Score
   i) Score 1, Score 2 and Score 3 are added together. The total is divided by 3 to produce the final score for the event.

10. 2*Silver Event Scoring:

a. Compulsory Section (Score 1)
   i. The eight (8) Compulsory scores added and divided by eight (8) (averaged)
   ii. The eight (8) averaged scores for Compulsory exercises are (x75%) are added to the Horse Score (x25%).
   iii. This is the score for the Compulsory Section.
b. Freestyle Section (Score 2)
   i. Horse Score (x25%)
   ii. Technique (x50%)
   iii. Artistic (x25%)
   iv. Three(3) scores are added together. This is the score for the Freestyle section.
c. Compulsory to Right Section (Score 3)
   i. The eight (8) Compulsory scores added and divided by eight (8) (averaged).
   ii. The eight (8) averaged scores for Compulsory exercises are (x75%) are added to the Horse Score (x25%).
   iii. This is the score for the Compulsory Section to the Right.

d. Final score
   i. Score 1, Score 2, and Score 3 are added together. The total is divided by 3 to produce the final score for the event.

11. 1* Bronze Event Scoring
   a. Compulsory Section (Score 1)
      i. The seven (7) Compulsory scores added and divided by seven (7) (averaged)
      ii. The seven (7) averaged scores for Compulsory exercises are (x75%) are added to the Horse Score (x25%)
      iii. This is the score for the Compulsory section
   b. Freestyle Section (Score 2)
      i. Horse Score (x25%)
      ii. Technique (x50%)
      iii. Artistic (x25%)
      iv. The three (3) scores are added together. This is the score for the Freestyle section.
   c. Compulsory Section to the Right (Score 3)
      i. The seven (7) Compulsory scores added and divided by seven (7) (averaged)
      ii. The seven (7) averaged scores for Compulsory exercises are (x75%) are added to the Horse Score (x25%)
      iii. This is the score for the Compulsory Section to the Right
   d. Final Score
      i. Score 1, Score 2 and Score 3 are added together. The total is divided by 3 to produce the final score for the event.

12. 3* Open Pas de Deux and 2* Pas de Deux Event Scoring:
   a. Freestyle I
      i. Horse Score (x25%)
      ii. Technique (x50%)
      iii. Artistic (x25%)
      iv. The three (3) scores are added together. This is the score for the Freestyle section.
   b. Freestyle II (Score 2):
      i. Horse Score (x25%)
      ii. Technique (x50%)
      iii. Artistic (x25%)
      iv. The three (3) scores are added together. This is the score for the Freestyle Section.
   c. Final Score
      i. The scores for Freestyle I and Freestyle II are added and divided by 2 to produce the final score for the event if two rounds are offered.

13. 1* Pas de Deux Event Scoring :
a. Compulsory Section (Score 1)
   i. The seven (7) Compulsory scores added and divided by seven (7) (averaged)
   ii. The seven (7) averaged scores for Compulsory exercises are (x75%) are added to the Horse Score (x25%)
   iii. This is the score for the Compulsory section.
b. Freestyle Section (Score 2)
   i. Horse Score (x25%)
   ii. Technique (x50%)
   iii. Artistic (x25%)
   iv. The three (3) scores are added together. This is the score for the Freestyle section.
a. Final Score

i. Score 1 and Score 2 are added together and then divided by two (2) to produce the final score for the event.

CHAPTER WD WESTERN DRESSAGE

SUBCHAPTER WD-1 WESTERN DRESSAGE HORSE GOALS AND OBJECTIVES

WD101 Goals and Objectives

WD102 Participation in Western Dressage Competitions

SUBCHAPTER WD-2 GAITS

WD103 The Walk

WD104 The Jog

WD105 The Lope

WD106 Saddle Gait

WD107 The Back

WD108 Faults

SUBCHAPTER WD-3 ADDITIONAL MOVEMENTS AND METHODS

WD109 The Halt

WD110 Transitions

WD111 Changes of Direction

WD112 Figures and Exercises

WD113 Work on Two Tracks and the Lateral Movements

WD114 WD Turn on the Haunches; Pivot; WD Turn on the Forehand

WD115 Pirouette, Half Pirouette, and Quarter Pirouette at the Lope

SUBCHAPTER WD-4 COLLECTION, WILLING COOPERATION, IMPULSION, AIDS

WD116 Collection

WD117 Impulsion

WD118 Willing Cooperation and Harmony

WD119 Position and Aids of the Rider

SUBCHAPTER WD-5 APPOINTMENTS

WD120 General

WD121 Tack

WD122 Prohibited Equipment

WD123 Attire

SUBCHAPTER WD-6 OFFICIALS

WD124 Judges and Stewards

SUBCHAPTER WD-7 COMPETITION REQUIREMENTS

WD125 Warm Up Ring and Training Area

WD126 Execution and Judging of Tests

WD127 Scoring, Classification and Prize-Giving

WD128 Elimination

WD129 Requirements for Competition Management

© USEF 2026

SUBCHAPTER WD-8 TESTS

WD130 General

SUBCHAPTER WD-9 FREESTYLE

WD131 Western Musical Freestyle

SUBCHAPTER WD-10 WESTERN DRESSAGE SUITABILITY

WD132 General

WD133 Appointments

WD134 Qualifying Gaits, refer to WD103-105.

WD135 Western Dressage Suitability Objectives.

WD136 Class Specifications.

SUBCHAPTER WD-11 WESTERN DRESSAGE HACK

WD137 General

WD138 Appointments

WD139 Qualifying Gaits

WD140 Western Dressage Hack Objectives

WD141 Class Specifications

SUBCHAPTER WD- 12 WESTERN DRESSAGE SEAT EQUITATION

WD142 General Performance Directives for Western Dressage Seat Equitation

WD143 Western Dressage Seat Equitation Objectives

WD144 Western Dressage Seat Equitation on the Rail Class Specifications

WD145 Western Dressage Seat Horsemanship Class Specifications

WD146 Western Dressage Seat Combined Equitation

Appendix A EQUITATION PATTERNS

CHAPTER WD WESTERN DRESSAGE

When a subject is not addressed in these rules, it must be addressed by the committee and that committee's interpretation will stand as the rule until the next year when an appropriate rule change will be submitted.

SUBCHAPTER WD-1 WESTERN DRESSAGE HORSE GOALS AND OBJECTIVES

WD101 Goals and Objectives

The goal of Western Dressage is to develop a partnership between a happy equine athlete working in harmony with its rider. A system of progressive training produces a horse that is physically strong, balanced, supple, and flexible; this equine athlete also demonstrates a calm, confident, attentive attitude and is happy to do its job.

1. A Western Dressage horse achieves this goal by using the principles of classical dressage training while emphasizing the lightness and harmony with the rider which is a hallmark of a Western Dressage horse.
2. The Western Dressage horse demonstrates free flowing, comfortable strides. The gaits are free, regular in cadence and rhythm, consistent in speed and tempo. The horse presents a balanced appearance.
3. The Western Dressage horse's head and neck are carried in a relaxed, natural manner; head and neck carriage are dictated by conformation and serve as a balance arm to facilitate proper movement.
4. The Western Dressage horse engages its hindquarters; uses its back freely; and lifts its forehand. These characteristics of framing and movement are more pronounced as the horse advances in its training and development.
5. The Western Dressage horse carries its body in a straight line when required by the maneuvers of the test; the Western Dressage horse carries itself in a consistent curve whose degree of bend is consistent throughout a movement that calls for a curve. The straightness or bend is consistent throughout the horse's body and is dictated by the requirements of the maneuver being performed.
6. Lightness and harmony are the hallmarks of the Western Dressage horse; it willingly accepts a light contact on the bit without tension or resistance. The Western Dressage horse gives the appearance of performing the requested gaits and maneuvers of its own accord. The horse and rider appear as one.

WD102 Participation in Western Dressage Competitions

1. Western Dressage classes are open to riders on horses, mules and/or ponies of any origin. Classes may be restricted to one or more breeds at a licensed breed restricted competition.
2. A Horse/Rider combination may enter no more than two consecutive levels, Freestyle levels included, at any one competition. Suitability, Hack and Equitation are excluded from the maximum limit of rides per day and horses in these classes may compete at any level for which they are otherwise eligible during the same competition.
3. Horse/rider combinations may ride the same test twice at the same competition, given they are separate class numbers.
4. No horse may be ridden more than once in any Western Dressage class including separate sections of the same class number.
   a. Horses may be ridden in junior, amateur, and open sections at the same competition.
5. Horses cannot be ridden by more than two riders. Shows may further limit number of rides per horse and level if stated in their prize list.
6. If there is a conflict with breed division rules regarding WD102.2-4, the breed division rules will govern.
7. For purposes of competition in Western Dressage classes:
   a. Junior exhibitor definition: See GR128
   b. Amateur exhibitor definition: From the beginning of the competition year in which they reach 18, individuals must possess a current Amateur Certification to be eligible to compete as Amateurs at a Federation Licensed Competition. Adult Amateur riders as defined in GR1306 and GR1307. At non-

Federation Licensed Competitions, organizers should consult the appropriate breed or show rules for eligibility to compete as an Amateur.

c. An individual may not compete as a Junior Rider and as an Amateur in Western Dressage at the same competition.

8. WDAA Membership.
   a. To be eligible to participate and/or compete as an exhibitor, owner, lessee, agent, coach, or trainer in any Western Dressage class or at any Federation Western Dressage Licensed Competition persons must be active members of WDAA or pay a non-member fee equal to the price of an annual membership for each competition. Exception: WDAA membership or non-member fee is not required at a Lite Licensed competition. Lessees are considered owners in connection with this membership requirement. In the event of an entry under multiple ownership, only one owner need be a Member or pay a non-member fee. The competition is responsible for listing either the active member or the owner that paid the non-member fee in the results. The competitions will be responsible for forwarding a list of the names of individuals who pay non-member fees at the competition to WDAA with the post competition report. Payment of non-member fees for the purpose of competing does not entitle the individual to any privileges of the WDAA membership.
   b. WDAA membership is a requirement for participation at the WDAA World Championship Show.
9. Federation Membership. A Federation non-member, who wishes to participate as a rider, owner, lessee, or agent at Regular Federation Competitions, Reining Competitions or Federation Open Western competitions that hold Western Dressage classes, must pay a show pass fee. Eligible exhibitors are prohibited from obtaining more than one (1) Show Pass per competition year. Lessees are considered owners in connection with this membership requirement. In the event of an entry under multiple ownership, only one owner needs to be a Member or pay a show pass fee. The competition is responsible for listing either the active member or the owner that paid the show pass fee in the results.
   Participants in the following classes are exempt from the requirements of this rule: leadline; exhibitions; games and races; classes for 4-H members; walk trot; academy classes, and Opportunity classes.
   Payment of show pass fees for the purpose of competing does not entitle the individual to any privileges of the Federation membership.
10. An exhibitor is not allowed to request a Time-Out in Western Dressage.
11. If it becomes necessary to interrupt a Western Dressage competition, and/or as to cause suspension of judging, the unfinished portion may be recommenced and rescheduled for the same or following day at the option of the Show Committee with the officials' consent. All scores recorded before the interruption will stand. When classes are re-commenced after a delay on the same day, competitors must be given at least 30 minutes notice of the starting time. Exhibitors whose ride times are changed to a subsequent day as a result of the interrupted competition or inclement weather condition, must be individually notified at least two hours prior to a rescheduled ride time.
12. Competitions may limit the number of rides and/or the number of levels in which horses may compete if printed in the prize list.
13. Electronic communication devices used for purposes of coaching exhibitors during a competition are prohibited in all classes in the Western Dressage Division. Exhibitors with a permanent hearing impairment are permitted to use an electronic communication device upon submission of a written certification from a treating medical professional's office certifying the permanent hearing impairment and certifying the requirement of an electronic communication device. The medical certification must be provided to the competition Steward within a reasonable time prior to competing who shall attach a copy to the Steward report.
14. An exhibitor with a disability (other than hearing) will be provided reasonable accommodation upon submission of a written certification from a treating medical professional's office certifying the disability and identifying the accommodation necessary for the exhibitor to compete safely. The medical certification must be provided to the competition Steward within a reasonable time prior to competing who shall attach a copy to the Steward report.

SUBCHAPTER WD-2 GAITS

The horse's three gaits, walk, jog and lope will be enhanced and amplified through correct training. Development of its strength and balance as a result of correct training will let it carry its rider with ease and confidence while maintaining correct rhythm and a steady tempo at all times.

WD103 The Walk

1. The walk is a well-marked four time beat marching gait in a regular cadence with equal intervals between each beat. This regularity combined with complete relaxation must be maintained throughout all walk movements.
2. When the foreleg and the hind leg on the same side swing forward almost at the same time, the walk has a lateral rhythm. This irregularity is a serious fault of the gait.
3. The following walks are recognized: Collected walk, Working walk, Free walk and Extended walk. There should always be a clear difference in the attitude and tracking in these variations.
   a. Collected Walk. The horse, remaining "on the bit", moves resolutely forward with its neck raised and showing a clear self-carriage. The head approaches the vertical position, and a light contact is maintained with the mouth. The hind legs are engaged with good flexion of the joints. The gait should remain marching and vigorous, the feet being placed in regular sequence. The steps cover less ground and are higher than at the Working walk, because all the joints bend more markedly. The step at the Collected walk is shorter than the Working walk and shows greater activity.
   b. Working Walk. Four-beat, active, energetic walk with resolutely forward-reaching steps and confident stretch to the bit. Head and neck should swing naturally as a result of a relaxed back and free shoulders. The nose shall be on or slightly in front of the vertical. The hind feet should touch the ground into or beyond the prints of the forefeet.
   c. Free Walk. A relaxed walk with unconstrained, forward reaching steps where hind feet touch the ground in or in front of the footprints of the forefeet. The horse must be relaxed and be allowed complete freedom to lower its head and neck to stretch forward and down and out. The length of stride, rhythm, the relaxation and swing through its back are of great importance.
   d. Extended Walk: The horse demonstrates optimum ground cover, a lengthened frame and reach to the contact without sacrificing regularity, suppleness of the back and an open frame. Without hurrying, the horse exhibits balance, freedom and over track.

WD104 The Jog

1. The jog is a two-beat gait of alternate diagonal legs (left fore and right hind leg and vice versa) separated by a moment of suspension.
2. The jog should show free, active and regular steps.
3. Excessive speed or slowness will be penalized.
4. The quality of the jog is judged by general impression, i.e., the regularity and elasticity of the steps, the cadence and impulsion in extension at all three paces. This quality originates from a supple back and well-engaged hindquarters, and by the ability to maintain the same rhythm and natural balance in all variations of the jog.
5. The following jogs are recognized: Collected jog, Working jog, Lengthening of Strides, and Free Jog.
   a. Collected Jog. The horse, remaining "on the bit", moves forward in a two-beat gait with the neck raised and arched and showing clear self-carriage. The head approaches the vertical position, and a light contact is maintained with the mouth. The hocks are well-engaged and flexed and must maintain an energetic impulsion, enabling the shoulders to move more freely. Although the horse's steps are shorter than in the other jogs, elasticity and cadence are not lessened. The Collected jog must be ridden seated.
   b. Working Jog. An energetic, regular, two-beat jog; the horse must go forward with even and elastic steps. The back must be relaxed and the shoulders free, while there is an obvious push from the hindquarters. The hind legs step actively up under the horse. The horse must show proper balance and maintain light

contact with the bit. The horse's nose shall be on or slightly in front of the vertical. In the Introductory, Basic and Level 1 tests, the Working jog may be ridden either posting or sitting. In more advanced tests from Level 2 up, the Working jog must be ridden seated.

c. Lengthening of Strides. This is a variation of the Working jog; the horse covers more ground through lengthening its frame while maintaining the same tempo as in the Working jog. Excessive speed will be penalized. Lengthening of stride may be ridden either posting or sitting.

d. Free Jog. This is a pace that confirms a relaxed, supple topline to facilitate freedom and throughness. Without hurrying, the horse jogs forward in a two-beat gait while stretching downward and forward over the back showing a willingness to reach towards a soft elastic connection. Balance, bend, tempo, and regularity should be maintained as the horse shows increased swing through the back. There should be a smooth willing retake of the reins in transition to the working jog. The free jog may be ridden posting or sitting.

WD105 The Lope

1. The lope is a gait with three equal, regular beats with time of suspension after the third beat. One stride equals three beats, or three footfalls. This gait may be demonstrated on right or left lead. Footfall sequence in right lead is: left hind, right hind and left fore together, right fore, then suspension. Footfall sequence in left lead: right hind, left hind and right fore together, left fore, then suspension.
2. The lope has a typically slower tempo than a canter and must keep the three beat rhythm or the regularity is lost. Excessive speed or slowness must be penalized.
3. The correct lope must be balanced, rhythmic, and with three beats with a clear time of suspension; it must be straight, adjustable and supple, showing willingness to move forward in self-carriage with engaged hindquarters.
4. The quality of the lope is judged by the general impression, i.e., the regularity and lightness of the steps. The uphill tendency of the forehand and the steady cadence, originating from engagement of the hindquarters transmit the energy from back to front and connect into a willing acceptance of the bridle. The horse's mouth is quiet and its poll is soft. The horse should always remain straight on straight lines and correctly bent on curved lines.
5. The following lopes are recognized: Collected lope, Working lope, Lengthening of Strides, and Counter Lope.
   a. Collected Lope. The horse, remaining "on the bit", moves forward in a three-beat cadence with the neck raised and arched. The hocks are well-engaged and maintain an energetic impulsion, enabling the shoulders to move more freely, demonstrating self-carriage and an uphill tendency. The horse's strides are shorter than in the other lopes, without losing elasticity and cadence.
   b. Working Lope. While maintaining the three beat cadence, the horse must go forward with even and elastic steps. The back must be relaxed and the shoulders free; there is an obvious push from the hindquarters and the hind legs step actively up under the horse. The horse must maintain light contact with the bit and its nose shall be on or slightly in front of the vertical.
   c. Lengthening of Strides. This is a variation of the Working lope; the horse covers more ground through lengthening its frame while maintaining the same tempo as in the Working lope. Excessive speed will be penalized.
   d. Counter-lope. The counter lope is a balancing and straightening movement. The horse appears to be cantering on the incorrect lead to the direction of travel. The horse lopes in a correct sequence to the left on the right lead; the horse lopes to the right in a correct sequence on the left lead.
6. Change of lead through the Jog. This is a change of lead where the horse is brought back into the jog and after 2-3 strides, strikes off into a lope with the other leg leading.
7. Change of lead through the Walk. This is a movement in which, after a direct transition out of the lope into a walk, with 3-5 clearly defined steps at the walk, an immediate transition is made into the other lead. This is considered a Simple Lead Change when done through the walk.
8. Flying change of lead. The flying change of lead will ideally begin with the sequence of the new outside hind leg, the diagonal pair and followed by the new leading front leg. The change of lead of the hind and front leg take place immediately after the moment of suspension without a break of gait. The aids should be precise

and unobtrusive. Flying changes of lead can also be executed in series. For example, flying changes can be performed at every 4th, 3rd, 2nd or at every stride. The horse, even in the series, remains light, calm and straight with lively impulsion, maintaining the same rhythm and balance. In order to not restrict or restrain the lightness, fluency and groundcover of the flying changes in series, enough impulsion and forwardness must be maintained. The flying lead changes show the reaction, sensitivity and obedience of the horse to the aids.

9. Gaited horses perform the lope.

WD106 Saddle Gait

The saddle gait has a noticeable increase in cadence from the working walk. Excessive speed or slowness will be penalized.

1. In lieu of a jog, gaited horses perform gaits of various rhythms and footfalls. The gaited horse will perform a saddle gait in place of the jog.
2. The saddle gait is a four beat gait that is timely and consistently performed. The tempo, rhythm and foot falls of the gait the rider chooses to perform must not change throughout the test. The gait the horse performs, should be able to be ridden in a working, lengthened, free and collected manner as the Western Dressage test specifies.
3. The quality of the saddle gait is judged by general impression, i.e. the regularity and rhythm of the steps, the cadence and impulsion. This quality originates from the horse having a supple back and well engaged hind quarters, and the ability to maintain the same rhythm and natural balance in all variations of the saddle gait.
   a. Collected Saddle Gait. The horse, remaining “on the bit”, moves forward with the neck raised and arched and showing clear self-carriage. The head approaches the vertical position and a light contact is maintained with the mouth. The hocks are well-engaged and must maintain an energetic gliding impulsion, enabling the shoulders to move more freely. Although the horse’s steps are shorter than in the other saddle gaits, elasticity and cadence are not lessened.
   b. Working Saddle Gait. With an energetic, regular consistent rhythm; the horse must go forward with consistent and elastic steps. The back must be relaxed and the shoulders free, while there is an obvious push from the hindquarters. The hind legs actively glide under the horse. The horse must show proper balance and maintain light contact with the bit. The horse’s nose must be on or slightly in front of the vertical.
   c. Lengthening of Stride. This is a variation of the Working saddle gait; the horse covers more ground while maintaining the same tempo, consistent rhythm as in the Working saddle gait. Speeding up is a fault.
   d. Free Saddle Gait. This is a gait that confirms a relaxed, supple topline to facilitate freedom and throughness. Without hurrying, the horse moves forward in a clear Saddle Gait while stretching downward and forward over the back showing a willingness to reach towards a soft elastic connection. Balance, bend, tempo, and regularity should be maintained as the horse shows increased swing through the back. There should be a smooth willing retake of the reins in transition to the working saddle gait.

WD107 The Back

1. Back is a rearward diagonal movement with a two-beat rhythm but without a moment of suspension. Each diagonal pair of legs is raised and returned to the ground alternately, with the forelegs aligned on the same track as the hind legs.
2. During the entire exercise, the horse should remain “on the bit”, maintaining its desire to move forward at the slightest indication of the rider.
3. Serious faults are: Anticipation of the movement, resistance to or evasion of the contact of the bit either by raising the neck, going behind the bit, or dropping the poll and neck below the withers, deviation of the hindquarters from the straight line, spreading or inactive hind legs and dragging feet.
4. Steps are counted as each foreleg moves back. After completing the required number of steps backward, the horse should show a square stop or move forward in the required gait immediately.

5. A back series (Swing) is a combination of two backs with walk steps in between. It should be executed with fluent transitions and the required number of steps. Except for the initial halt, a back series should be performed with continuous movement, with the horse stepping fluidly forward into the required forward gait from the last step of the back.

BOD 06/17/2025 Effective 12/1/2025

WD108 Faults

Faults of gaits include crookedness, loss of rhythm; tight and tense back with short stiff neck; horse on forehand and/or leaning on the bit; nose consistently behind the vertical; raising of the head to avoid collection; changing tempo; and evasion of contact which can come from improper training, too harsh a bit, or bad hands. In all cases faults will be penalized.

SUBCHAPTER WD-3 ADDITIONAL MOVEMENTS AND METHODS

WD109 The Halt

1. At the halt the horse should stand attentive, engaged motionless, straight and square with the weight evenly distributed over all four legs. The neck should be raised with the poll as the highest point and the head slightly in front of the vertical. While remaining “on the bit” and maintaining a light and soft contact with the rider’s hand, the horse may quietly mouth the bit and should be ready to move off at the slightest indication of the rider.
2. The halt is obtained by the displacement of the horse’s weight to the hindquarters by a properly increased action of the seat and legs of the rider, driving the horse towards a soft hand, causing an almost instantaneous but not abrupt stop at a previously fixed place.
3. The quality of the gaits before and after the stop is an important part of the assessment.

WD110 Transitions

1. The changes of gait and pace should be clearly shown when the rider’s leg is at the prescribed marker; they should be quickly made yet must be smooth and not abrupt. The cadence of a gait or pace should be maintained up to the moment when the gait or pace is changed or the horse halts. The horse should remain light in hand, calm and maintain a correct position.
2. In transitions where the horse approaches the letter from a line on the diagonal or perpendicular to the point where the letter is positioned, the transition must be done when the horse’s nose reaches the track at the letter so that the horse is straight in the transition. This includes the execution of flying changes.

WD111 Changes of Direction

1. At changes of direction, the horse should adjust the bend of its body to the curvature of the line it follows, remaining supple and following the aids of the rider, without any resistance or change of gait, rhythm or speed. Corners should be ridden as one-quarter of a circle appropriate to the level of the test.
2. Changes of directions can be executed in the following ways:
   a. Right-angled turn including riding through the corner (one quarter of a small circle of approximately 6 meters). Short and long diagonal.
   b. Half small circles and half small circles with change of rein.
   c. WD Turn on the forehand and WD Turn on the haunches.
   d. Serpentine loops.
   e. Counter-changes of hand (in zig-zag). The horse should be straight for a moment before changing direction.

WD112 Figures and Exercises

1. The figures asked for in Western Dressage tests are: the circles, the serpentines and the figure eights.
   a. Circle. The circle is a round figure which varies in size according to the requirements of each test. The diameter of a circle is specified in each test.
   b. Serpentine. There are three variations:
      1. The serpentine with several loops touching the long side of the arena consists of equal half circles connected by a straight line. When crossing the centerline, the horse should be parallel to the short side.
      2. Depending upon the size of the half circles, the straight connection varies in length. The serpentine with one loop on the long side of the arena is executed with 5-meter or 10-meter distance from the track.
      3. The Serpentine around the centerline is executed between the quarter line

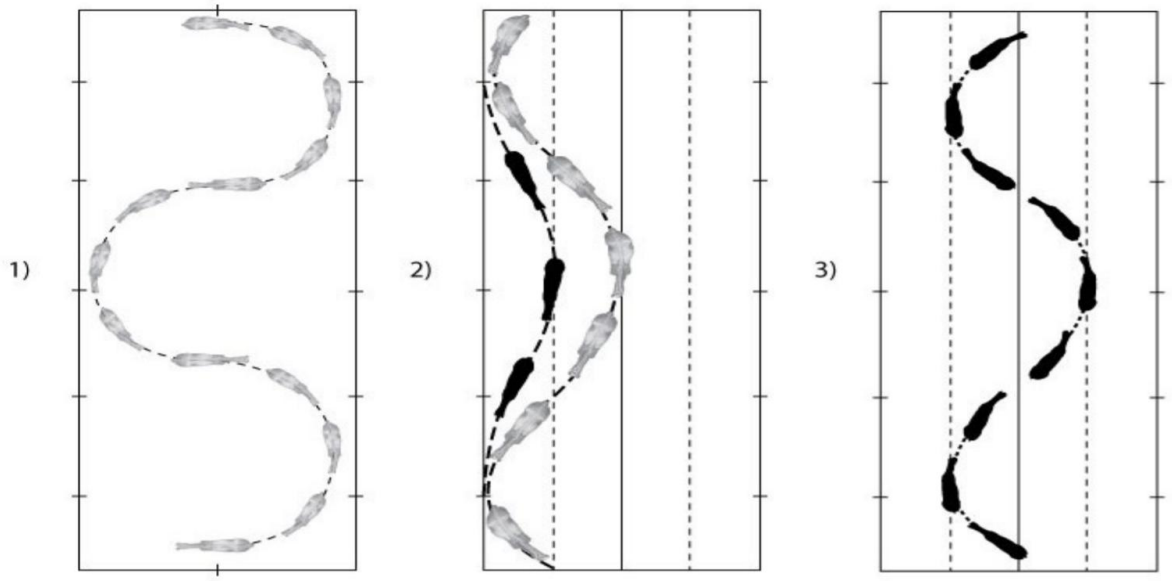

   c. Figure eight. This figure consists of two circles of equal size as specified in the test, joined at the center of the eight. The rider should make their horse straight an instant before changing direction at the center of the figure.
2. The Exercises.
   a. Stretching Through the Frame. The horse gradually takes the reins, stretching forward and downward with light contact, while maintaining balance, rhythm and tempo and quality of the gait. Important: The horse must point its nose clearly forward. This is a clear release of contact while the horse maintains self-carriage, rhythm, tempo, straightness, and quality of gait.
   b. Release of Rein. This is a clear release of contact while the horse maintains self-carriage, rhythm, tempo, straightness, and quality of gait. The rider lets their hand(s) move forward from the elbow.

WD113 Work on Two Tracks and the Lateral Movements

1. The aim of movements on Two Tracks is:
   a. To improve the obedience of the horse to the aids of the rider;
   b. To supple all parts of the horse thereby increasing the freedom of its shoulders and the suppleness of its quarters as well as the elasticity of the bond connecting the mouth, the poll, the neck, the back and the haunches;
   c. To improve the balance, cadence and straightness and bring the gaits into harmony.
2. In all lateral movements - shoulder in, counter shoulder in, haunches in, haunches out, half-pass - the horse is slightly bent and moves with the forehand and the hindquarters on different tracks.

a. Lateral movements are the beginning of collection
b. The bend or flexion must never be exaggerated so that it impairs the balance and fluency of the movement concerned.
c. At the lateral movements the gait should remain free and regular, maintained by a constant impulsion and forwardness, yet it must be supple, cadenced and balanced. The impulsion should not be lost because of the rider's preoccupation mainly in bending the horse and pushing it sideways. The horse should maintain rhythm and not lose impulsion.
d. Shoulder-In. The exercise is performed in collected jog. The horse is ridden with a slight but uniform bend around the inside leg of the rider maintaining cadence at a constant angle of approximately 30 degrees. The horse's inside foreleg passes in front of the outside foreleg; the inside hind leg steps forward under the horse's body weight following the same track of the outside foreleg, while lowering the inside hip. The horse's footfall creates three tracks. The horse is bent away from the direction in which it is moving.
e. Haunches-In. The horse is slightly bent round the inside leg of the rider. The forehand remains on the track and the quarters are moved inwards. The horse is bent in the direction in which it is moving. To start the haunches-in, the hindquarters should leave the track or, after a corner or circle, are not brought back onto the track. At the end of the haunches-in, the hindquarters are brought back on the track as one would finish a circle, without any counter-flexion of the poll/ neck. The horse's footfall creates four tracks.
f. Renvers (Haunches-Out). This is the inverse movement in relation to haunches-in. The hindquarters remain on the track while the forehand is moved inward. To finish the haunches-out, the forehand is aligned with the hindquarters on the track. Otherwise, the same principles and conditions that apply to the haunches-in are applicable to the haunches-out. The horse is slightly bent around the rider's inside leg. The horse is bent in the direction in which it is moving. The forehand is displaced to the inside. Balance and cadence are maintained.
g. Half-pass. This movement is a variation of haunches-in, executed on a diagonal line instead of along the wall. The horse should be slightly bent around the inside leg of the rider and into the direction in which it is moving. The horse should maintain the same cadence and balance throughout the whole movement. In order to give more freedom and mobility to the shoulders, it is of great importance that the impulsion be maintained, especially the engagement of the inside hind leg. The horse's body is nearly parallel to the long side of the arena with the forehand slightly in advance of the hindquarters. The bend in the half-pass should increase with the steepness of the diagonal.
    1. In the jog and the lope, the movement is performed in a series of forward/sideways strides with the aim of showing a fluent collected movement on a diagonal line with a greater degree of bend than in shoulder-in. Balance and cadence are maintained. In the jog the outside fore and hind legs pass and cross in front of the inside legs.
    2. The aims of the half-pass: to both demonstrate and develop the collection and suppleness by moving fluently forwards and sideways without any loss of rhythm, balance or softness and willing cooperation to the bend.
h. Leg yield. Leg yielding is not a lateral movement. The horse is almost straight, except for a slight flexion at the poll away from the direction in which it moves, so that the rider is just able to see the corner of the eye and nostril on the inside. The inside legs pass and cross in front of the outside legs. Leg-yielding can be performed on the diagonal in which case the horse should be as close as possible parallel to the long sides of the arena although the forehand should be slightly in advance of the hindquarters. The leg yield can also be ridden along the wall with approximately a 35 degree angle.
i. Sidepass. The side pass is a lateral maneuver performed from a halt in which a horse crosses its fore and hind legs to move directly sideways. The horse's body should stay straight and square or flexed slightly in the direction of travel. The horse should remain supple while yielding softly and willingly to subtle aids. When a horse sidepasses, it should be crossing its legs evenly with balance and a consistent walk tempo. In a sidepass to the right, the left front and left hind should cross in front of the respective right front and right hind legs. Loss of balance, counter bending, hesitation, crookedness and outside legs crossing behind inside legs or not crossing are faults.

WD114 WD Turn on the Haunches; Pivot; WD Turn on the Forehand

1. WD Turn on the Haunches
   a. The WD Turn on the haunches is executed out of a working walk prepared by half halts to shorten the steps. During the movement the forefeet and the outside hind foot move around the inside hind foot. The WD Turn on the haunches can be performed on a larger diameter than the pivot. This movement is executed at Level 1 and Level 2. Riders may choose to pivot or WD Turn on the haunches. Switching from one method to the other within the same movement will be penalized. At Level 3 and above, only the pivot may be performed.
   b. For younger horses that are still not able to perform a collected walk, the 'WD Turn on the haunches' is an exercise to prepare the horse for collection. The 'WD Turn on the haunches' is executed out of working walk prepared by half-halts to shorten the steps a little and to improve the ability to bend the joints of the hindquarters.
   c. The horse must bend a little in its ribcage around the rider's inside leg. The 'WD Turn on the haunches' can be executed on a larger diameter (approximately one meter) than the pivot in walk, but the demands of the training scale concerning rhythm, contact, activity and bend are the same.
2. Pivot
   In keeping with traditional Western Stock horse movements, the horse pivots on the inside hind leg and step around it with the outside hind leg. The horse pushes off with the outside hind leg. The pivot leg is allowed to pickup and reset when it reaches the point of stress. The horse should maintain correct bend and balance and respond to the rider's leg. A pivot should begin at a walk tempo with forward intention, building speed moderately while maintaining form and fluidity. Pivoting around the middle axis of the horse should receive a marginal to insufficient score of 5 or lower. It is not a fault to step forward 1-2 steps into the pivot.
3. WD Turn on the Forehand. It is executed out of a halt or a working walk prepared by half-halts to shorten the steps.
   a. The horse's hindquarters make a circle around the horse's front end. To achieve this, the inside hind leg should cross in front of the outside hind leg considering that the inside is the side the horse is flexed towards.
   b. The purpose of this exercise is to supple the horse and teach it to yield to the rider's leg.
   c. WD Turn on the forehand right - the horse is slightly flexed at the poll to the right, when the haunches move to the left yielding to the riders right leg and the right rear hoof crosses in front of the left rear hoof.
   d. WD Turn on the forehand left the horse is slightly flexed at the poll to the left when the haunches move to the right yielding to the rider's left leg and the left rear hoof crosses in front of the right rear hoof.

   The horse must maintain the same rhythm, tempo, contact and activity and show willingness to be on the outside rein. Stepping back is a fault.

WD115 Pirouette, Half Pirouette, and Quarter Pirouette at the Lope

1. The lope pirouette is a circle or part of a circle executed on two tracks with the forehand moving around the haunches. The haunches are lowered to afford the lightness required to maintain the proper lope sequence throughout. The horse is slightly bent in the direction of the turn and lightly on the bit. The quality of the pirouette is further demonstrated by the relatively small size of the turn, suppleness, balance, fluidity and maintenance of forward intention.
2. Quarter Pirouette: the quarter pirouette is a preliminary exercise to prepare the horse for half and full pirouettes. While the demands of a smaller figure of a quarter turn consisting of 2-3 strides are less, the same criteria for full pirouettes apply.
3. The strength and balance required for the pirouette is further demonstrated by the ability to perform the half-pirouette, full pirouette and sequences of multiple pirouettes. Impulsion, willingness to carry and engagement behind in the pirouette create a highly collected lope while maintaining a calm, confident demeanor which is the hallmark of the Western Dressage horse.

SUBCHAPTER WD-4 COLLECTION, WILLING COOPERATION, IMPULSION, AIDS

WD116 Collection

1. Collection is achieved by increased weight bearing of the horse's haunches, thereby lowering the croup and lightening the forehand to allow the shoulders more freedom.
2. The aim of the collection of the horse is to add to the ease and carriage of the horse, to increase the strength and athleticism, and to make it more pleasurable to ride.
3. Horses ridden with the face consistently behind the vertical plane must be penalized.
4. The position of the head and neck of a horse at the collected gaits is naturally dependent on the stage of training and on its conformation. It should, however, be distinguished by the neck being raised and unrestrained, forming a harmonious curve from the withers to the poll which is the highest point. The head is on or slightly in front of the vertical. However, when the rider applies their aids in order to obtain a momentary and passing collecting effect, the head may momentarily become more or less vertical.
5. The lightness of contact, which is the hallmark of Western Dressage, shall be demonstrated in collection.
6. A marked lowering of the horse's pelvis and an increased flexion of the hocks should be demonstrated. This is also called "coiling of the loins".

WD117 Impulsion

1. Impulsion is the term used to describe the transmission of an eager and energetic, yet controlled, positive forward energy generated from the hindquarters into the athletic movement of the horse. Its ultimate expression can be shown only through the horse's soft, relaxed, swinging back guided by a light, elastic contact with the rider's hand.
2. Speed, of itself, has nothing to do with impulsion; the result is more often a flattening of the gaits. A visible characteristic of impulsion is a more pronounced articulation of the hind leg, in a continuous rather than staccato action. The hock, as the hind foot leaves the ground, should first move forward rather than being pulled upwards and certainly not backwards. A prime ingredient of impulsion is the time the horse spends in the air rather than on the ground. Impulsion is, therefore, seen only in those gaits that have a period of suspension.
3. Impulsion is required for a good collection in the jog and lope. If there is no impulsion, then there is nothing to collect.

WD118 Willing Cooperation and Harmony

1. Willing cooperation of the horse does not mean subordination, but an obedience revealing its presence by a constant attention, willingness, and confidence in the whole behavior of the horse as well as by the harmony, lightness and ease it is displaying in the execution of the different movements. Willing cooperation is also demonstrated by the way the horse accepts the bit, with light contact and a supple poll. Resistance to or evasion of the contact, by being either "above the bit" or "behind the bit" demonstrate lack of willing cooperation.
   a. Putting out the tongue, keeping it above the bit or drawing it up altogether, as well as grinding the teeth or agitation of the tail, are mostly signs of nervousness, tension or resistance on the part of the horse and must be taken into account by the judges in their marks for every movement concerned, as well as in the collective mark for harmony.
   b. Willingness is the most important consideration when evaluating obedience. The horse understands what is being asked of it and is confident in the rider by responding to the aids without fear or tension.
   c. The horse's straightness, uphill tendency and balance enable it to stay in front of the rider's legs and go forward into an accepting, light and self-carrying contact with the bit. This is what really produces the picture of harmony and lightness.
   d. Harmony between the horse and rider is demonstrated by the horse and rider moving as "one". The rider uses tactful cues; the horse performs without resistance, agitation or wariness. The horse shows attention

and confidence in its ease of movements and acceptance of the bit while staying up in the poll and keeping its nose in front of the vertical. The degree of lightness increases as the horse advances in its training.

WD119 Position and Aids of the Rider

1. All the Western Dressage movements should be obtained with imperceptible aids and without apparent effort of the rider. The rider should be well-balanced, elastic, sitting deep in the center of the saddle, smoothly absorbing the movement of the horse with their core muscles, supple thighs with the legs steady and stretched well down. The heels should be the lowest point with the ankles relatively relaxed. The upper part of the body should be tall and supple demonstrating a vertical alignment of shoulder to hip to heel. The light contact of the rider's hands should be independent from the rider's seat. The hands should be carried steadily in a style appropriate to the style of rein and bit being used with a straight line from the supple elbow through the hand to the horse's mouth. The elbows should be close to the body. All of these criteria enable the rider to follow the movements of the horse smoothly and freely.
2. The rider may use one or two hands with a curb bit but may not go from one handed to two handed during an individual test. The rider may use one or two hands with a curb bit and split reins, but with a Romel, the rider is to only use one hand.
3. Not only the aids of the rider's hands and the legs, but also of the seat are of great importance in Western Dressage. The rider who understands how to properly engage the core muscles at the right moment is able to influence the horse correctly.
4. Accuracy: precise placement of the figures and transitions, the effectiveness of the rider's aids determines the accurate fulfillment of the test. There should always be the impression of a harmonious cooperation between horse and rider.
5. Quiet use of the voice and clicking of the tongue is permitted.

SUBCHAPTER WD-5 APPOINTMENTS

WD120 General

1. At Federation Licensed Competitions, the C2 Steward or the person who is under the direction of the Steward and appointed by the competition management will be responsible for overseeing the checking of the horse, tack, and attire. A horse must be eliminated from the test just completed if the horse or any tack and/or attire are in violation of the rules and/or the tongue has been tied. C2 Stewards or Equipment Inspectors are only required to inspect bits and other appointments on a minimum of one-third of the horses in a class. (See WD124)

WD121 Tack

1. Bridles:
   a. Any Western type headstall must be used. This may include leather, leather-like, or nylon headstalls, any of which may be brightly colored.
   b. A cavesson (braided or plain), or pencil bosal with space for two fingers placed between the cavesson and the jowl of the horse is allowed. The inside of the noseband must be smooth and free of any metal, other than the buckle.
   c. A Hackamore (Bosal) is permitted on a horse of any age at any level. A hackamore includes a bosal rounded in shape and constructed of braided rawhide or leather and must have a flexible non-metallic core, attached to a suitable headstall. No other material of any kind is to be used in conjunction with the bosal, i.e. steel, metal or chains. Bosals may be wrapped with smooth electrical tape to prevent rubbing.

d. The Western Two Rein bridle is permitted. This is a bridle and bit, snaffle or curb ridden over a full or pencil bosal or bosalita. The following are acceptable ways to hold the reins when using a Two Rein bridle:
    1. The two Rein with Snaffle Bit: The two rein with snaffle consists of a snaffle bit and a pencil or full bosal or bosalita. When using a snaffle the rider must ride with two hands whether using a loop rein or split reins. The rider will hold a bosal rein (mecate) and a snaffle rein in each hand.
    2. The two Rein with Curb Bit: The rider has the following choices:
        a. Split Reins: When using a curb bit with Split reins and a pencil bosal or bosalita, the rider can ride with all reins in one hand but can only have one finger between the reins or the rider can ride with a bit rein and a bosal rein in the left hand and a bit rein and bosal rein in the right hand.
        b. Romal Reins: When using a curb bit with Romal Reins and a pencil bosal or bosalita the rider has two options:
            1. A romal must be held with one hand with the romal coming up from the bottom and out of the top of the hand. The bosal rein can then be held in the opposite hand.
            2. A romal and bosal may be ridden in one hand, the reins coming up from the bottom of the hand and out of the top. No fingers can be between the reins.

Note: When using a curb bit as part of the Western two rein bridle, only a pencil bosal or bosalita can be used, not a full bosal.
The end of the mecate called the tail, can be wrapped around the saddle horn or slipped under the rider's belt.

2. Snaffle Bit:
    a. A snaffle bit may be used on a horse of any age being ridden at any level.
    b. A snaffle offers no leverage or curb action.
    c. A Western Dee bit.
    d. A standard snaffle is a conventional O-Ring, Egg Butt, Full Cheek (keepers optional) or D-Ring, all with rings having an outside diameter no smaller than 2 inches (50.8 mm), nor larger than 4 inches (101.6 mm). The inside of the circumference of the ring must be free of rein, curb or headstall attachments that would provide leverage.
        1. Bars: Bars of the mouthpiece must be round, oval or egg shaped, smooth and unwrapped, except with smooth, non-abrasive, self-fusing bit wrap; and no less than 5/16 inch (7.9 mm) to ¾ inch (19.05 mm) in diameter measured one inch (25 mm) from the cheek and may be inlaid, if smooth.
            a. Electrical tape, duct tape, medical tape, etc. is not self-fusing, therefore, not allowed.
        2. Three-Piece Mouthpiece: If a mouthpiece is three pieces, a connecting ring must be no larger than 1 ¼ inches (31.75 mm) in diameter, or a connecting piece must be no longer than 2 inches (50.8 mm) and 3/8 inch (9.5 mm) to ¾ inch (19.05 mm), measured top-to-bottom.
    e. Any solid mouthpiece or barrel mouthpiece may be used.
    f. If a bit hobble is used on a ring snaffle it must be attached below the reins.
    g. No flat, sharp, slow twist, twisted, or pointed edges on mouthpieces are allowed.
3. Curb Bit: There is no discrimination against any standard Western bit.
    a. A standard Western bit is defined as having a shank with a maximum length overall of 8 1/2" (215.9 mm). The mouthpiece will consist of a metal bar 5/16" (7.9 mm) to 3/4" 19.05 mm) in diameter as measured one inch in from the shank. The bars may be inlaid but must be smooth or wrapped with smooth, non-abrasive, self-fusing bit wrap. Electrical tape, duct tape, medical tape, etc. is not self-fusing, therefore, not allowed. (The bars may be encased in smooth 5/16" (7.9 mm) to 3/4" (19.05 mm) in diameter tubular barrels that rotate around the bars). Nothing may protrude above or below the mouthpiece (bar) such as extensions, prongs or rivets designed to intimidate the horse. Rollers attached to the center of the bit are acceptable, and may extend below the bar. Jointed mouthpieces are acceptable and may consist of two or three pieces and may have one or two joints. A three-piece mouthpiece may include a connecting ring of 1 ¼ inch (31.75 mm) or less in diameter or a connecting flat bar of 3/8 to ¾ inch (9.5mm – 19.05 mm) measured top to bottom with a maximum length of 2" (50 mm), which lies flat in the mouth, or a roller or port as described herein. The port must be no higher than 3 ½ inches (88.9 mm) maximum with roller(s)

and covers acceptable. Jointed mouthpieces, half-breeds and spade bits are standard. Wire on the braces (above the bars and attaching to the spade) of a traditional spade bit is acceptable.

b. Reins must be attached to each shank.

c. Curb chains or straps are required with curb bits and must be flexible.

1. Must be flat and must be at least 1/2 inch (12.7 mm) in width and lie flat against the jaw of the horse.
2. Curb chain may have leather or nylon adjustable straps connecting the buckle to the chain.
3. No wire, rawhide, metal other substance, or wrapping can be used in conjunction with or as part of the flat leather chin strap or curb chain.
4. Round, rolled, braided or rawhide curb straps are prohibited.
5. Leather curb straps may have up to 2 smooth, thin, metal, loop strap keepers.

d. A slobber guard on a curb bit is permitted. Rein chains with a spade bit are allowed.

4. Bitless Bridles:

a. A bitless bridle is permitted on a horse of any age at any level.

b. All bitless bridles must be cross-under, of Western style, and made of flat leather or leather like materials.

c. Cross under bitless bridle - a simple and subtle two loop system, one over the poll and one over the nose that embraces the whole of the head, see figure a. and b. No other variations are permissible.

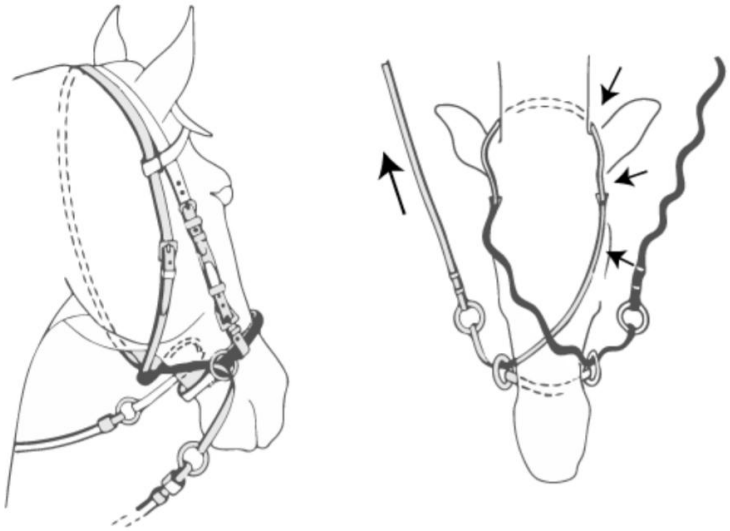

d. Bitless bridles with sidepulls are prohibited.

5. Reins:

a. When the rider uses a snaffle bit, the following reins may be used: loop/connected reins, split reins, buckled reins, mecate reins, or Romal reins without a popper; two hands must be used with any of these combinations. Horsehair, rope reins and mecate reins are allowed for bosals and snaffles. The mecate tail can be tied to the saddle horn, held by the rider, or looped in the rider's belt.

b. When the rider uses a curb, the following reins may be used: Romal reins, Split reins, loop/connected reins, buckled reins or Romal reins without a popper. When using a curb with Romal reins with a popper, only one hand is allowed; when using other rein choices, one or two hands are allowed.

c. Hand position on reins:

1. In the case of Romal reins, the Romal is held in one hand with no fingers between the individual reins. The end of the Romal may be held in the hand not used for reining to keep the Romal from swinging and to adjust the position of the rein. The reins must be held so that there is at least 16" of rein between the hands.
2. In the case of when split reins are held in one or two hands, the rider may not switch back and forth during a test. When the split reins are held in one hand, there are two ways that the rider may use them. The rider may put one finger between the split reins; the ends of the reins fall on the side of the reining hand. The rider may hold both reins in one hand without a finger between the reins; the hand must be around the reins. The ends of the Split reins may be held in the hand not used for reining to

keep them from swinging and to adjust the position of the reins. No finger is allowed between the reins. The reins must be held so that there is at least 16" of rein between the hands.

3. In the case of looped/connected reins, buckled reins, or Romal reins without a popper, the reins are held in one or two hands; the rider must not switch back and forth during a test. (Exception: Freestyle).

d. At the end of the Free Walk or Free Jog, riders using split reins held in one hand may use the free or offhand to pull the reins back to the desired length. Riders using Romal reins may use the hand holding the popper to alter the tension or length of the reins from the bridle to the reining hand.

6. Saddle:
A standard American Western stock saddle with fork/swells, a seat, cantle, skirt, fenders, Western stirrups, and fastened girth or cinch is required. A fender is a solid, wide, continuous piece that extends from the rider's upper thigh to the stirrup on each side of the saddle. A Western side saddle is also acceptable.
   a. Optional and permitted features may include:
      1. Horn
      2. Padding or pads on the seat of saddle
      3. Bucking rolls
      4. Tapaderos, except in Western Dressage Equitation
   b. The following features and style of saddles are not permitted:
      1. Thigh & knee rolls
      2. Saddles: Australian, Baroque, English, McClellan and Spanish
      3. An open loop hand hold attached over the front of the saddle does not meet the requirement for a fork/swell, and is not allowed.
   c. Silver equipment will not count over a good working outfit.
   d. A breastplate, crupper, and/or breeching may be used.
7. Protective "polo" style leg wraps are permitted, either white or a color closely matching the natural color of the horse as much as possible. Bright colors should be avoided.
8. Bonnets/earmuffs/fly hoods (ear covers) should be discreet in color and design and should not cover the horse's eyes.
9. Whip: One whip/bat/crop no longer than 47.2 inches (120cm) including lash, is permitted in all Classes/Tests.
10. Artificial tails consisting of fabric and hair without additional attachments are permitted. The use of weighted tails is prohibited.

BOD 06/17/2025 Effective 12/1/2025

WD122 Prohibited Equipment

1. Prohibited Bits:
All curb bits must be free of mechanical devices. Nothing such as extensions, rivets or prongs, may protrude below the mouthpiece (bars). Prohibited bits may include but are not limited to:
   a. Slip or gag bits, half cheeks, snaffle bits with hooks and slots, donut or flat polo mouthpieces and kimberwicks.
   b. Roping bits with reins attached to a single ring at the center of a cross bar.
   c. Any rein design or other devices which increase the effective length and thereby the leverage of the shank of a standard western bit.
   d. Round, rolled, braided or rawhide curb straps are prohibited.
2. Anything that alters the intended use of equipment as provided for in the description of appointments for a given class/test.
3. Use of martingales, bit guards, any kind of gadgets (such as bearing, side, running, balancing reins, nasal strips, tongue tied down, etc.), any kind of boots (including "easy-boots" splint boots, hock boots, bell boots, etc.), tail bandages, any form of blinkers, and nose covers are cause for elimination.
4. Rein additions or attachments which create additional leverage are not allowed.
5. Any decoration of the horse with extravagant items, such as ribbons or flowers, etc. in the mane, tail, etc. Exception: Costumed freestyle.

6. Costumed Freestyle - Any accessories that may frighten other horses and/or threaten the safety of riders in the warm up area may be prohibited in the warm up area, at the discretion of competition management. Horses must wear bridles in all classes.
7. Garrocha poles are prohibited in all classes.
8. Flash, figure eight or dropped nose bands.
9. Mechanical Hackamores.
10. Bitless bridles with sidepulls.
11. Weighted artificial tails.

WD123 Attire

1. Required apparel:
   a. Suitable western hat. Protective headgear may be worn without penalty. (See GR801). Hats and headgear are not required in Costume Freestyle Classes.
   b. Long-sleeved shirt with any type of collar: short sleeves may be worn at the discretion of the judge.
   c. Trousers, pants, a one-piece long sleeved equitation suit provided it includes a collar.
   d. Boots. Tall English boots, clearly visible on the outside of pants are not permitted. Exception: Current and retired members of the Armed Services and police units may ride in the uniform of their service. All riders who choose to wear Armed Services or police uniforms must wear either the uniform's accompanying hat/head-cover or protective headgear. Members of the Armed Services or police units may wear summer uniforms at the discretion of the judge.
2. Optional apparel:
   a. Necktie, kerchief, bolo tie or pin.
   b. A vest, jacket, coat and/or sweater.
   c. Spurs. Western style, with or without blunt tines, English dressage style, roller ball, and blunt bumper spurs as depicted in Figure A, are permitted. Rowels must be vertical. Spurs with sharp tines are not permitted.
   d. Chaps, shotgun chaps, chinks, armitas, or split riding skirt.
   1.Western half-chaps. Half chaps must have some kind of Western style decorations such as contrasting color scroll, conchos, beading and/or fringe. Plain English half chaps are prohibited.
   e. Protective headgear is not required in any class in the Western Dressage Division unless stated otherwise within these rules. Use of protective headgear cannot be penalized. Protective headgear is acceptable; not required to be of Western style.

Figure A

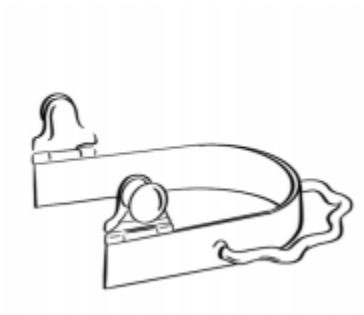

BOD 06/17/2025 Effective 12/1/2025

SUBCHAPTER WD-6 OFFICIALS

WD124 Judges and Stewards

1. Western Dressage classes offered at Federation licensed competitions must be judged by a Federation licensed Western Dressage judge in good standing. Any judge officiating Western Dressage classes at a Federation licensed competition must be a current member in good standing with the Western Dressage Association of America.
   Exception:
   a. For Western Dressage Suitability, Western Dressage Hack and Western Dressage Seat Equitation, judged as a group on the rail with the option of individual work rather than as an individual performance, a judge must be a Federation licensed judge in the appropriate breed(s) or a Federation Licensed Western Dressage judge.
   b. Opportunity Classes must be judged by a Federation licensed judge or an individual who has been issued a Guest Card. Conflict of interest rules in GR1040 apply. See GR1004.
2. For additional restrictions see GR1007 - GR1011.
3. C2 Stewards. A Federation Licensed Competition that offers Western Dressage tests/classes may use either a Federation licensed Category 2 Steward or an inspector designated by show management and under the direction of the C2 Steward. Tack and bits on both sides of the horse of a minimum of one-third (1/3) of the horses in each class/test must be inspected.
   a. Once the exhibitor leaves the arena, the exhibitor must remain mounted until they reach the C2 Steward or equipment inspector. At that time, the exhibitor will dismount for the equipment inspection. Competitors will be asked to drop the bridle of the horse, removing the bit to below the mouth of the horse. A metal detector and/or magnet may be used to detect the presence of the metal in nosebands. Random pulling of leg wraps will also occur at this time. See also WD120.
   b. Any evidence of blood on the horse's mouth or sides or the addition of substances or devices behind wraps or boots will result in elimination of the entry for that class/test.
   c. The checking of the bridle must be done with the greatest caution, as some horses are very touchy and sensitive about their mouths.
   d. New disposable gloves must be available for and used by bit inspectors if a mouthpiece must be handled by the inspector.
   e. The responsibility for the correct attire and equipment rests with the competitor.

SUBCHAPTER WD-7 COMPETITION REQUIREMENTS

WD125 Warm Up Ring and Training Area

1. The restrictions regarding Prohibited Equipment (see WD122) apply to warm-up and other training areas; however, training martingales (only with snaffle rein or plain snaffle bridle), boots, and bandages (without magnets) are permitted. A training martingale consists of a divided strap attached to the girth that does not provide downward pull; the extension of each strap must be connected from the point of division only to the rein on the same side and must be free to slide. The rings through which the reins slide must be connected to a neck strap.
2. Fly hoods (ear covers) that do not cover the horse's eyes are permitted in warm-up and other training areas.
3. Single direct side reins or double sliding reins (triangle reins) are permitted only when longeing (mounted or unmounted). A single direct side rein is defined as an auxiliary rein affixed to the bit and to the girth, saddle or surcingle on the side of the horse (not between the legs).
4. Only one longe line is permitted while longeing in a group setting, two lines are permitted when the horse is being longed alone. A longe line must attach only to the halter, cavesson or snaffle bit of a bridle and go directly to the hand of the longeur.
5. Only the following whips are permitted for schooling:

a. One whip/bat/crop no longer than 47.2 inches (120 cm), including lash, may be carried by the rider when mounted.
b. There is no restriction on the length of whip permitted for working a horse in hand.
c. One longeing whip is permitted only while longeing.

BOD 06/17/2025 Effective 12/1/2025

WD126 Execution and Judging of Tests

1. Calling Tests. Western Dressage Tests may be called during the competition. If a test is announced, it is the responsibility of the competitor to arrange for a person to announce the test. Unless an exception is made by the judge, the announcing of the test must start with the first movement. Lateness and errors in announcing the ride will not relieve the rider from "error penalties". Announcing the tests is limited to reading the movement as it is written once only. However, the repetition of reading of a movement is acceptable if there is reason to doubt that the rider heard the original call. For riders exhibiting gaited horses, the announcer may substitute "saddle gait" or the name of the equivalent gait where the test requires a jog.
   a. All Freestyle Rides must be ridden from memory.
2. Salute. At the salute riders must take the reins in one hand. A lady rider shall let one arm drop loosely along her body and then incline her head in a slight bow; a gentleman rider shall remove his hat and let his arm drop loosely along his body or may render the salute as does a lady rider.
3. Voice. The quiet use of the voice or clicking the tongue once or repeatedly is permitted.
4. Touch. Petting the horse is allowed during the test as a gentle reward.
5. Corners of the Dressage Arena: A rider should ride their horse as deeply as possible into the corners of the Dressage Arena while maintaining impulsion, balance, bend and rhythm.
6. Errors.
   a. When a competitor makes an "error of the course" (takes the wrong turn, omits a movement, etc.) the Judge warns them by sounding the bell. The Judge shows them if necessary, the point at which the competitor must take up the test again and the next movement to be executed then leaves them to continue by themselves. If the same error is made when the competitor takes up the test again, only one error is recorded.
   b. Switching from one hand to two hands or vice versa during a test is considered an "error of course". From time to time an unsafe situation may arise that requires a rider to switch from one hand to two hands, or vice versa, at the discretion of the judge, this may be done without penalty so long as there is no unfair advantage given to the rider.
   c. Every "error of the course" whether the bell is sounded or not, must be penalized, as noted above:
      1. The first time by 2 points
      2. The second time by 4 points;
      3. The third time the competitor is eliminated. However, at the discretion of the judge, the rider may continue to finish the test. If the competitor's continued presence in the ring is about to interfere with the start of the next scheduled ride, then the judge must excuse them from the ring.
      4. When the competitor makes an "error of the test" (at the salute does not take the reins in one hand, etc.) they must be penalized as for an "error of the course".
      5. If the judge has not noted an error the competitor has the benefit of the doubt.
      6. The penalty points are deducted on each judge's sheet from the total earned by the competitor.
7. Other Errors.
   a. Entering the arena before the sound of the bell.
   b. If the rider performs the collected jog rising when a sitting jog is required, the bell must be sounded and the rider warned that this is an error that accumulates if repeated, leading to elimination at the third occurrence.
8. Lameness. In the case of marked lameness the judge informs the competitor that they are eliminated. There is no appeal against this decision.
9. Judging a Test.

a. The mark for each movement should first establish the fact of whether the movement is marginal (5 or below) or higher. The judge should state the reason for their judgment, at least when giving marks of 6 and below.
b. If a problem appears once it may be treated lightly by the judge; if it appears successively, they will score it more harshly each time, i.e., nodding, stumbling, shying, etc.
c. Grinding of the teeth and excessive wringing of the tail are signs of tenseness or resistance on the part of the horse and should be considered in the marks for each movement where they appear, as well as in the Collective Marks. Horses demonstrating relaxed and free carriage of the tail shall be rewarded. Horses that get their tongues over the bit or perform with an open mouth shall be marked down.
d. The levels of Western Dressage are offered as a means of evaluating a horse that is changing and developing. The purpose of each test is printed on the cover. The horse shall be considered in light of the degree of training it should have achieved to be shown at that level.
e. In the case of a fall of horse and/or rider the competitor will be eliminated.
f. If the horse leaves the arena with or without the rider (all four feet outside the fence or line marking the arena perimeter) between the beginning and end of the test, the competitor is eliminated.
g. A test begins with the entry at “A” and ends after the final salute, as soon as the horse moves forward; except in Freestyle, where the test begins in the first stride after the salute and ends at the final salute. The competitor should leave the arena at “A” at a walk, on long or loose rein.
h. Horses, that enter the arena with their tongues tied down, shall be eliminated.
i. The judge may stop a test and/or allow a competitor to restart a test from the beginning or from any appropriate point in the test if, in their discretion, some unusual circumstance has occurred to interrupt a test. Time-outs are not permitted in the Western Dressage division.
j. After the sound of the bell, the competitor should enter the arena at “A” as soon as possible. Exceeding 45 seconds before entering the arena after the bell has sounded will entail elimination. No competitor can be required to ride prior to their scheduled time without their written consent.
k. Any continuing resistance, which prevents the continuation of the test for longer than 20 seconds, is cause for elimination. However, resistance that may endanger the rider, horse, judge or the public will result in elimination for safety reasons earlier than within twenty (20) seconds.
l. All movements and certain transitions from one to another, which have to be marked by the judge, are numbered on the judge’s sheets. They are marked 0 to 10, 0 being the lowest mark and 10 being the highest. Half marks from 0.5-9.5 may also be used both for movements and collective marks, at the discretion of the judge, and all scores given must be recorded with a decimal (i.e., as 6.0 instead of 6)

10. The scale of marks is as follows:

10	Excellent	4	Insufficient
9	Very Good	3	Fairly Bad
8	Good	2	Bad
7	Fairly Good	1	Very Bad
6	Satisfactory	0	Not Executed*
5	Marginal		

* “Not executed” means practically none of the movement has been performed

11. Collective marks are awarded (from 0 to 10, including half marks) after the competitor has finished their performance for:
    a. Gaits: freedom and regularity; elasticity of steps.
    b. Impulsion: engagement - transmission of an eager and energetic, yet controlled positive forward energy generated from the hindquarters into the athletic movement of the horse; suppleness of the back.
    c. Rider’s position, seat and hands: well-balanced elastic seat demonstrating vertical, centered alignment, with light independent contact from hand(s).

   d. Rider's correct and effective use of aids: evidenced by the horse's responsiveness, steady elastic connection cultivating athletic expression. Accuracy - precise placement of the figures and transitions, the effectiveness of the rider's aids determines the accurate fulfillment of the required movements of the tests.
   e. Harmony: The horse accepts the aids and influence of the rider with attention, relaxation, and confidence, and demonstrates a willing partnership between horse and rider resulting in a free flowing performance.
12. Unauthorized Assistance is forbidden under penalty of elimination. Any intervention by a third party with the object of facilitating the task of the competitor, including voice, signals, etc., is prohibited assistance. Except in the case of an error, any outside assistance provided by or not authorized by the Judge will result in elimination. A Judge may not discuss a ride with a competitor before the bell.
13. The execution of the tests is not timed, except for the Freestyle Test. The time shown on the Judge's sheet is for scheduling purposes only.
14. Time-Out: An exhibitor is not allowed to have a time-out in Western Dressage.

WD127 Scoring, Classification and Prize-Giving

1. After each performance and after the judge has given their Collective Marks which must be done with due consideration, the judge's sheets pass into the hands of the scorers. Having two scorers is recommended. Scores and comments must be written in ink. It is recommended that adding machine tape is initialed and attached to the test. Any corrected score must be initialed by the judge having made the correction. The marks are multiplied by the corresponding co-efficient where applicable and then totaled. Penalty points incurred for errors in the execution of the test are then deducted on each judge's sheet.
2. The total score for the classification is obtained by adding the total points. Total final results must be published in marks as well as in percentages with numbers to three places after the decimal point. Scores must be posted on a public scoreboard as soon as possible after each ride or within one hour. The public scoreboard may be in either paper or electronic format. The name of the judge must be posted, as well as the time of the posting.
3. Individual Classification. In all competitions the winner is the competitor having the highest total points. In the case of a tie, it is at competition management's discretion whether to break ties and it must be stated in the prize list. If ties are to be broken, the following process must be followed. Exception:AR286
   a. The competitor with the highest scores for Collective Marks shall be declared the winner of the tie;
   b. In the event a tie remains, the competitor with the highest Collective Mark scores by the judge sitting at C shall be declared the winner of the tie;
   c. In the event a tie still remains, the competitor with the highest free walk score shall be declared the winner;
   d. In the event there is a tie on the free walk, the competitor with the highest sum of scores with coefficients greater than one shall be declared the winner;
   e. If a tie remains, the judge(s) must break the tie.
4. Final results for each class must be posted as soon as possible after the class is completed and all results must include total points and percentages with numbers to three places after the decimal point, eliminated horses, and the placing of each horse that receives an award. If a competitor withdraws (scratches) prior to a class or is excused, eliminated or a "no show" prior to or during the performance of a test, the words "scratched", "excused", "eliminated", or "no show" or abbreviations of each, must appear after the competitor's name in the result sheet. The published final results may be in paper or electronic format and must remain posted through-out the entire competition.
5. Video tape may not be used to dispute a judge's decision.
6. A judge is free to leave when all scores from their class/tests are totaled.
7. If a mathematical or judging error, such as speaking aloud during tests or posting when posting is allowed, on the score sheet is discovered, it must be brought to the attention of competition management within 1 hour of the official posting of the scores from the last class of that competition day. Competition Management must announce said posting, and must make test sheets available to competitors immediately.

8. After the awards for a class have been presented, the judge's score sheet should be given to the competitor. The score sheet must be handed directly to the competitor or their representative. Privacy must be maintained.
9. It is recommended that scorers and scribes may not be a competitor, or an owner, coach, trainer or family member of a competitor/horse in the class(es) in which they are scoring or scribing.

WD128 Elimination

1. Horse and rider combinations shall be eliminated from the competition for "a, f and i" below; horse and rider combination shall be eliminated from the current or next class depending on which is closest to the time the incident occurred for all others, under the following circumstances:
   a. Misrepresentation of entry or inappropriate entry.
   b. Blatant disobedience (bucking, rearing, striking, etc.) while riding in any class.
   c. Use of prohibited equipment, including rein holds.
   d. Unauthorized assistance.
   e. Three errors of the course or test.
   f. Horse's tongue tied down.
   g. Late entry into the arena.
   h. All four feet of the horse leave the arena with or without rider.
   i. Cruelty including excessive spurring.
   j. Resistance of longer than 20 seconds.
   k. Concern for the safety of rider, other exhibitors or their entries
   l. Evidence of blood on a horse's mouth or sides in the competition arena shall be cause for elimination from the class by the judge at "C". Evidence of blood on a horse's mouth or sides outside the competition arena shall be cause for elimination by competition management, after consultation with the steward, from either the last class in which the horse competed or next class in which it is scheduled to compete, depending on which is closest to the time the incident occurred. Environmental causes such as insect bites shall normally not be cause for elimination.
   m. Failure of the competitor to wear their number.
   n. Fall of a horse and/or rider.
   o. Any situation where a direct rule violation can be cited. Where a violation cannot be cited, a competitor is not eliminated.

BOD 06/17/2025 Effective 12/1/2025

WD129 Requirements for Competition Management

1. All classes must be listed in the prize list.
2. When permitted by the rules or special criteria, classes may be divided into separate sections based on qualifications, age or other eligibility of horses or riders.
3. Sections of a class are considered to be a separate "class" only if listed as such in the prize list. Sections of a class may be held in different rings and judged by different judges. When sections are held under different conditions (i.e., different ring or judges), separate awards must be given.
4. When entries warrant, competitions are encouraged to split classes into separate sections, and to provide separate awards for Open riders, Amateurs, and Junior. Horses may be ridden only once in any class, including separate sections of the same class and not by multiple riders.
5. Competition Schedule.
   a. A tentative class schedule must be included in the prize list.
   b. Organizers must prepare a time schedule including all rides. If possible, competitors should be notified of their riding times prior to arrival at the competition.
   c. The time schedule must be posted in a conspicuous place by noon the day before the competition. Ride times may not be changed after noon the day before the start of the entire competition without the written

consent of the competitor affected. Competitions may reserve the right to fill a competitor's subsequent ride times if that competitor fails to notify the competition secretary of their intention to scratch (i.e. is a "no show").

d. Western Dressage classes must be run in their entirety and rides may only be scheduled out of sequence to allow a reasonable interval between two or more horses entered by the same rider in the same class. Also, when preparing a time schedule consideration must be given to riders entered in more than one class or riding more than one horse.
e. At least 50 minutes must be scheduled between start times for a rider's tests on different horses unless they have agreed, in writing, to a shorter interval between tests. Time intervals should be allowed between rides for judge's breaks and awards presentations.
f. If a competitor cannot show due to the management's change of scheduling on the day a competitor must ride, their entry fees must be refunded.
g. Suspension of Judging: If it becomes necessary to interrupt a Western Dressage competition for any reason, the unfinished portion may be recommenced and rescheduled for the same or following day at the option of the Show Committee with the official's consent. All scores recorded before the interruption will stand. When classes are re-commenced after a delay on the same day, competitors must be given at least 30 minutes notice of the starting time. Exhibitors whose ride times are changed to or on a subsequent day as a result of an interrupted competition or inclement weather conditions, must be individually notified at least two hours prior to a rescheduled ride time.
h. Prior to the start of a class section, exhibitors and their horses may be provided access to the competition arena. Show management may designate time(s) for this access.

6. Schooling and Longeing.
   a. One or more schooling areas must be provided far enough away from the arena(s) so as not to disturb the competitors during their tests. Schooling areas must be of sufficient size for several competitors to prepare their horses at the same time.
   b. Competitors will not be allowed in or around the arena while a class is in progress or inside the arena at other times except under the following conditions:
      1. Management must post and announce, in advance, designated times that competitors may school inside the arena(s);
      2. Competitors should be permitted by management or the Judge to enter the arena prior to their ride if arena conditions do not permit riding around the perimeter of the arena prior to entry. Such permission must be announced prior to the start of the class.
   c. Competitions are permitted to charge warm-up or schooling fees prior to a competition for horses entered in the competition.
7. Judges.
   a. Judges must be given at least a 45-minute lunch break and at least a 10 minute break every 2 hours.
   b. Judges are not to be housed in private homes unless the judge has agreed to it prior to the competition.
   c. Judge's comments, while judging, may not be audio-recorded without prior written permission of the judge, the specific competitor(s) and management.
8. Scribes.
   a. Scribes should have knowledge of the tests being ridden.
   b. Scribes must not be an owner, coach, trainer or family member of a competitor/horse in the class(es) in which they are scribing.
   c. Scribe changes should not be made more than once per day for each judge.
9. Specifications.
   a. The arena should be on as flat and as level ground as possible.
   b. The Standard Arena is 60 meters long and 20 meters wide. The Small Arena is 40 meters long and 20 meters wide. Arena measurements are for the interior of the enclosure. The Small Arena is recommended for Western Dressage classes for the Introductory and Basic Levels.
   c. The Large Arena is required for Level 1 and above.
   d. The enclosure itself must consist of a low fence about 0.3 meters high and must be completely enclosed, except for the entrance at "A". The width of the entrance must be at least two meters.

e. The fence should be such to prevent the horse's hooves from becoming entangled and arena stakes, if used, must be covered with a ball or similar object so as to prevent injury. Rope, concrete or unbreakable chain fencing is not allowed.

10. Location of Judges. The Judge should be placed at the letter "C", an elevated platform or place that ensures safe and good viewing. Additional judges are similarly place at "E" and/or "B".
11. Footing Maintenance. Competition management must make every effort to provide the best possible footing in competition and schooling areas. The footing in all areas must be as uniform as possible.
12. Schooling/Warm-up Area Supervisor.
    a. The management must appoint a designated person to check saddlery, inspect bits and protective leg wraps in each class under the direction of the C2 Steward.
    b. Schooling and warm-up areas must be monitored by the designated ring stewards starting at least 30 minutes before the first scheduled ride.
    c. The designated ring stewards must use new disposable gloves should it be necessary to physically touch the bits.
13. Miscellaneous.
    a. A separate number must be issued for each horse/rider combination. Exception: Arabians see AR112.2a. This number must be worn when the horse is in the designated schooling area and during the competition.

    b. The Prize List must state if ties will be broken or not. See WD127.3 for tie breaking system.

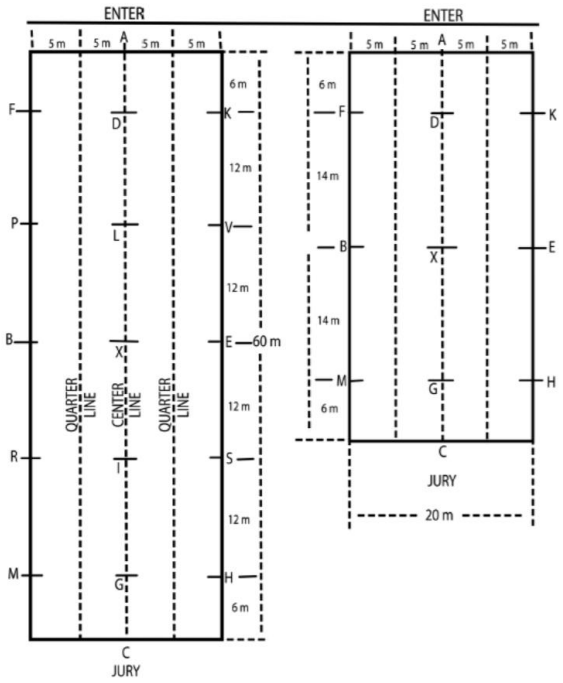

SUBCHAPTER WD-8 TESTS

WD130 General

The WDAA approves and issues tests for use at Federation licensed and WDAA recognized competitions in the United States. Tests cannot be modified without approval of the WDAA with the exception that gaited horses must be ridden at the saddle gait instead of the jog in Western Dressage classes. A link to the tests is located on the Federation website at www.usef.org. Competitions are permitted to hold gaited classes but they are to be held as separate classes. If gaited classes are not being held at a competition, then gaited and non-gaited horses are permitted to compete together in the same class. The gaits required in lieu of the jog are defined in Subchapter WD-2.

Walk/Jog Tests:

1. Introductory Level. Tests provide an introduction to the discipline of Western Dressage; the horse performs only at the gaits of walk and jog. The rider may sit or post the jog. The rider should demonstrate correct basic position, use of basic aids, and understanding of the figures. The horse should show relaxation and harmony between horse and rider is important. The horse accepts the aids and influence of the rider. The jog should be a natural gait within the horse's scope and should demonstrate a swinging back. To be eligible for Intro Level, a horse/rider combination must not have shown in a Western Dressage Test at Level 1 or above in the same competition year.
2. Advanced Walk/Jog. Tests provide a more advanced understanding of the aids. The rider should demonstrate correct position and use of the aids. The horse should demonstrate improved balance and the beginnings of engagement in the jog and show suppleness of the topline, a harmonious performance, and be softly on the aids. The regularity and quality of the gaits are considered in all movements.

Walk/Jog/Lope Tests:

1. Basic. Tests confirm that the horse is supple and moves freely forward in a clear and steady rhythm, accepting light contact with the bit. The horse demonstrates a greater understanding of the aids and calm acceptance of the bridle; greater emphasis is placed on relaxation, willing cooperation, harmony, rideability and pure gaits. The horse is beginning to develop more impulsion and balance.
2. Level 1. Tests confirm that the horse is building on the elements from lower levels and is developing more engagement to show sufficient impulsion as the lengthened jog and lope are performed. The horse demonstrates a more consistent light contact with the bit. These tests introduce some collection and lateral and longitudinal balance, suppleness, and emphasize harmony and rideability.
3. Level 2. To confirm that the horse, having achieved the impulsion required in Level 1, now accepts more weight on the hindquarters (collection); moves with an uphill tendency; especially in the lengthened paces; and is reliably and lightly on the bit. A greater degree of straightness, bending, suppleness, balance and self carriage is required than at Level 1.
4. Level 3. To confirm that the horse has achieved the impulsion required in Level 2, now accepts more weight on the hindquarters (collection); moves with a greater degree of an uphill tendency as required in the collected gaits especially in the collected lope and rein release. The horse must maintain a light contact on the bit showing balance, self-carriage and energy that result from improved engagement and weight-carrying by the hind quarters as performed in the collected lope. The movements should be performed with greater bending, suppleness, balance and self-carriage than in Level 2.
5. Level 4. To confirm that the horse has achieved the impulsion, engagement, uphill balance and self-carriage required in Level 3. Level 4 movements should be performed with greater engagement, straightness, suppleness and balance. The marked lightness of the forehand results from a distinct lowering of the haunches and throughness required to perform the partial lope pirouette. A solid foundation is evidenced throughout by a correct, willing, harmonious performance softly on the aids.
6. Level 5. Tests confirm that the horse has achieved the suppleness, impulsion, thoroughness and clear uphill balance required in Level 4. The marked lightness of the forehand resulting from improved engagement and collection is demonstrated in the half lope pirouette. The flying lead changes reveal the responsiveness and obedience of the horse to the aids. A solid foundation is evidenced throughout by a calm, willing, harmonious performance. The regularity and quality of the gaits are considered in all movements.
7. Level 6. To Confirm that the horse has achieved the suppleness, impulsion, throughness and clear uphill balance required in Level 5. The marked lightness of the forehead resulting from improved engagement and collection is demonstrated in the full lope pirouette. Obedience to the aids and adjustability is confirmed through more demanding transitions and movements. A solid foundation is evidenced throughout by a calm, willing, harmonious performance with light use of aids. The regularity and quality of the gaits are considered in all movements.

BOD 06/17/2025 Effective 12/1/2025

SUBCHAPTER WD-9 FREESTYLE

WD131 Western Dressage Musical Freestyle

1. A Western Dressage Freestyle is a performance utilizing the gaits and movements of the discipline ridden to music. Each test includes the required movements, gaits and paces of the standard Western Dressage Tests for that level. The competitor is absolutely free in the form and manner of the presentation they choose within a fixed time provided. The performance should clearly show the unity between rider and horse as well as harmony in all the movements and transitions. The horse and rider should appear as one; lightness of contact is the hallmark of Western Dressage Freestyle.
   a. The competitor must declare to the management (and consequently the judge) at what level they will be riding. Horse-rider combinations competing in walk jog events are not eligible to compete at levels that include the lope and horses competing in lope classes are not eligible to compete in Intro Freestyle at the same competition.
   b. The competitor must provide two (2) recordings of the music to which the Freestyle will be performed. Management must provide time for a sound check. In case of rider's music failing before or during a test and in cases where there is no backup system, the riders can, with permission of the judge at "C", leave the arena or start at a later time. There should be minimum interference with the starting times of the other riders and the affected riders should return to complete or restart their test during a scheduled break in the competition or at the end of the competition. The riders may decide whether to restart the test from the beginning or to commence from the point where the music failed. Judging must restart at the point of interruption, not changing marks already given. It is the rider's responsibility to notify the judge if there is an issue with the music once the test starts. This includes the wrong music or music that cuts out or is corrupted in some way. The rider should stop riding the test and let the judge at C know about the issue with the music.
   c. The Freestyle ride must not exceed the time limit listed on the test. Time begins when the horse moves forward out of the initial halt and ends with the final halt and salute. Both halts are mandatory. Movements performed after the time limit has elapsed will not be scored.
   d. The judge will provide two (2) sets of scores; one for the technical correctness of the movements performed and one for the artistic merit. Technical Execution Marks may be given in half or full points. Artistic Impression Marks may be given in one tenth (.1) points (recommended to decrease frequency of ties). In case of a tie, the higher total for "Artistic Impression" will break the tie.
      1. The artistic score is comprised of several elements:
         a. Harmony between horse and rider.
         b. Choreography: use of arena, design and creativity. Not "test-like".
         c. Degree of difficulty: points are only awarded when the attempts are performed well.
         d. Music: suitability to the horse and cohesiveness. Edits in music are smooth/flowing.
         e. Interpretation: music must express gaits and paces, with use of lyrics and dynamics to enhance performance.
         f. Freestyles are to be ridden in the large (20 X 60 meter) ring unless otherwise specified in the prize list.
      2. Technical correctness:
         a. Judged on the execution of required technical movements in the test i.e. figures, gaits/paces and transitions.
         b. Certain movements (leg yield, half-pass etc.) must be performed in both directions.
         c. Riders are permitted to switch from one hand to two hands or vice versa during their test.
2. Penalties:
   a. Within 45 seconds of the entry bell the rider must either enter the arena, signal the sound engineer, or be eliminated. The rider must enter the arena within 20 seconds of the start of the music, or may be eliminated, at the discretion of the judge.
   b. Time Limit Deductions: One (1) point is deducted from the total for artistic merit for exceeding the time limit. There is no minimum time, or specified deduction.

c. All Compulsory Elements for the level must be incorporated into the freestyle program. These are listed on the scoresheet under Technical Execution. Performing a dressage movement (including figures and transitions) only found in a higher-level test than the one being declared is strictly forbidden. Four (4) points will be deducted for forbidden movements and above the level movements. They are not cumulative and will not result in elimination. Any figures, pattern, combinations, or transitions composed of elements permitted in the declared level are permitted.
d. The first and final halt and salute must be near the centerline facing C.

3. Costumed Freestyle:
Costumes are allowed only in specially designated costume classes and only if permitted in the prize list. Costumes should be designed to enhance the theme of the ride and interpretation of the music. All tack rules in WD121 and WD122 apply to Costumed freestyle. Officials may request removal of any accessories they consider unsafe for other horses and/or riders in the warm up ring. Colorful leg wraps, ribbons, flowers etc. may be used as part of the costume. Riders are encouraged to wear a costume or themed attire, but specific style is left up to their discretion. Headgear is optional. Boots or shoes with a discernable heel must be worn.
4. Pairs Freestyle:
Pairs Freestyle is an artistic program created to present two horses and riders performing together. Pairs Freestyle must include movements and figures choreographed to meet the technical requirements of the particular level with music chosen to highlight the pair. It is judged according to the “Technical Execution” (performance as a pair, required elements, impulsion and submission), and the “Artistic Impression” (Harmony, Choreography, Music and Interpretation). It is performed in a standard dressage arena (20 X 60 m) unless otherwise specified in the prize list. A copy of the program is not required to be submitted in advance. Current WDAA scoresheets must be used. Pairs Freestyle may be offered at any level.
   a. Competitors must declare the level they are riding at. Horses competing in walk jog events are not eligible to compete at levels that include the lope.
   b. Time: There is no minimum time requirement. There is a maximum limit of five minutes for Intro, Basic, and Level 1 and six minutes for Level 2 and higher. Movements performed after the time limit has elapsed will not be scored. One point will be deducted from the total points for “Artistic Impression” for exceeding the time limit. The first rider must enter the arena or signal the sound engineer within 45 seconds of the entry bell or the team may be eliminated. The first rider must enter the arena within 20 seconds of the start of the music or the team may be eliminated at the discretion of the Judge. Pairs must salute the judge at C at the beginning and end of the test. The program is timed and judged from the move off the initial halt and salute. Timing and judging will cease at the final salute.
   c. Music: Music is mandatory. Refer to WD131.1(b).
   d. Equipment and turn out: Attire and equipment must conform with Federation rules, with the following exceptions: Colorful leg wraps may be used. Costumes are allowed only in designated costume classes and only if permitted in the prize list. Similarity of equipment and turnout will be considered in the scoring. Riding with one hand is permitted. Riders in a Pairs Freestyle are permitted to hold hands for the duration of one movement when safe to do so, during each test.

BOD 06/17/2025 Effective 12/1/2025

SUBCHAPTER WD-10 WESTERN DRESSAGE SUITABILITY

WD132 General

1. To be eligible for a Western Dressage Suitability class, a horse must not have shown in a Western Dressage competition/Test at Level 1 or above and/or shown in a Western Dressage Hack class.
2. Refer to WD101 for Goals and Objectives, WD110 for Transitions, WD116-117 for Collection, Impulsion and Submission and WD119 for Position and Aids of Rider.

WD133 Appointments

Refer to Subchapter WD-5

WD134 Qualifying Gaits, refer to WD103-105.

WD135 Western Dressage Suitability Objectives.

To confirm that the horse's muscles are supple and loose, and that it moves freely forward in a clear and steady rhythm with a look of forward impulsion with purity of gaits, and accepting light contact with the bit. The horse should show lightness of the forehand and engagement of the hindquarters. Resistance and tension of the horse is to be penalized. The horse's potential as a Western Dressage mount is to be considered.

WD136 Class Specifications.

1. Horses to enter at a working jog, in a counter clockwise direction. Horse must perform all gaits both ways of the ring. Gaits shall be the working walk, working jog, and working lope. Free walk on a loose rein with horse stretching forward and down to be performed in at least one direction. Transitions into and out of the lope will be called for through the working jog. Horses will be asked to reverse direction at the working jog or working walk at the judge's discretion. Jog work may be ridden sitting or posting. In the lineup, horses must stand quietly and may be asked to back individually or as a group.
2. To be judged: 70% on performance of gaits and transition, with attention to impulsion and submission, and using the objectives above as reference; and, 30% on the rider's position, seat, and effective use of aids.
3. Classes may be divided for Open, Amateur, Junior Exhibitor, Stallions, Geldings and Mares. If classes are divided, a Championship class is recommended. A separate Junior Exhibitor Championship class may be offered.
4. At a breed restricted or multi-breed competition, a judge licensed in that breed(s) is eligible to officiate this class.
5. Walk-Jog Suitability may be offered with the same specifications, with the exception that the working lope must not be called for.
6. Horses participating in Walk Jog Suitability are prohibited from competing in Walk-jog-lope suitability at the same show.

SUBCHAPTER WD-11 WESTERN DRESSAGE HACK

WD137 General

1. The Western Dressage Hack class is open to any horse, pony, or mule; however, once a horse has been entered and shown in a Western Dressage Hack class, that horse may not subsequently be shown in a Western Dressage Suitability class.
2. Refer to WD101 for Goals and Objectives, WD110 for Transitions, WD116-117 for Collection, Impulsion and Submission and WD119 for Position and Aids of the Rider.

WD138 Appointments

Refer to Subchapter WD-5

WD139 Qualifying Gaits

Refer to WD103-105.

WD140 Western Dressage Hack Objectives

In addition to the objectives as defined in WD135 Western Dressage Suitability Objectives, horses should begin to show more pushing power and show progression towards a degree of balance and throughness. The horse should be light on the bit. A greater degree of straightness, bending, suppleness and throughness is required. There should be a clear distinction between the gaits (working and lengthening). The horse's ability as a Western Dressage mount is to be highly considered.

WD141 Class Specifications

1. Horses to enter at the working jog, sitting or rising, in a counter clockwise direction. Horses must perform a working walk, working jog, working lope, and a lengthening of strides at the jog and lope both ways of the arena. Free walk on a long rein with the horse stretching forward and down to be performed in at least one direction. A back may only be asked for in the line up. Transitions into and out of the lope will be asked for through the working jog. Horses will be asked to reverse directions at the judge's discretion. Jog work to be ridden sitting or rising.
2. To be judged 70% on performance of gaits and transitions, with attention to impulsion, submission, and using the objectives as referenced above (WD140); 30% on the rider's position, seat and effective use of aids.
3. Classes may be divided for Open, Amateur, Junior Exhibitor, Stallions, Gelding and Mares. If classes are divided, a Championship class is recommended. A separate Junior Exhibitor Championship class may be offered.
4. At breed restricted or multi-breed competition, a judge licensed in that breed(s) is eligible to officiate this class.

SUBCHAPTER WD- 12 WESTERN DRESSAGE SEAT EQUITATION

WD142 General Performance Directives for Western Dressage Seat Equitation

1. Rider's Position: The rider's position is balanced with the horse; the rider's shoulders, hips and heels should be vertically aligned at all gaits. When observed from behind, the rider is straight in the back and symmetrically balanced with the shoulders, hips, and feet.
2. Rider's Correct and Effective use of aids: The rider demonstrates preparedness for performing the movements. The rider is subtle and effective with aids to perform transitions; is effective with bending in the turns and on the circles and moves on straight lines. The rider is capable of keeping the horse moving forward maintaining the tempo of each gait. The transitions are performed effortlessly, willingly and smoothly.
3. Harmony between the Rider and Horse: The horse and rider appear as one. They are confident, focused, and calm. They perform competently at the level.
4. Accuracy of the figures: The rider demonstrates the ability to maintain the geometry of the movements. The movements are correct in their size, shape, and placement in the arena.
5. The diameters of the circles and half circles are correct and round. There is a clear picture of where the circles originate and terminate.
6. Patterns: See the WDAA website.
7. The Equitation Division consists of three classes:
   a. Western Dressage Seat Equitation on the Rail,
   b. Western Dressage Seat Horsemanship, and
   c. Western Dressage Seat Combined Equitation
8. Riders will be judged on hands, seat, aids, performance of the horse, and harmony between horse and rider.
9. The working jog and the collected jog are to be ridden sitting. The lengthened jog may be ridden posting or sitting.
10. Western Dressage Seat Equitation may be judged by:
    a. A Federation licensed judge with experience in judging breed-restricted classes or Western classes; or
    b. A Federation licensed Western Dressage judge.

WD143 Western Dressage Seat Equitation Objectives

To evaluate rider's ability to execute, in concert with their horse, a set of maneuvers prescribed by the judge with precision and smoothness, while exhibiting poise and confidence, and maintaining a balanced functional and fundamentally correct body position.

WD144 Western Dressage Seat Equitation on the Rail Class Specifications

1. Western Dressage Seat on the Rail may be offered in the categories listed in this rule:
   a. Open to all riders.
   b. Amateur for Adult Amateur riders as defined in WD102.7.b.
   c. Junior for junior riders as defined in WD102.7.a. A competition may choose to break the Junior rider category down by age.
   d. Maiden, novice and limit riders as defined in GR136.
2. Walk-Jog Western Dressage Seat Equitation on the Rail is performed on the rail and is shown at the walk and working jog, both directions. Horses should back easily and stand quietly in the lineup.
   a. This class may not be combined with walk, jog, lope classes.
   b. The jog is to be ridden sitting.
   c. If a rider competes in Walk-Jog Western Dressage Seat Equitation on the Rail, they are prohibited from competing in any class involving a lope at the same competition.
3. Western Dressage Seat Equitation on the rail is performed on the rail and is shown at the walk, working jog, and working lope, both directions. Horses should back easily and stand quietly in the lineup.
   a. This class may not be combined with walk jog classes.
   b. The jog is to be ridden sitting.
4. The judge must walk the line to verify riders are in compliance with WD rules on attire and equipment.
5. Scoring:
   a. To be judged on (in no particular order):
      1. Rider position
      2. Correct and effective use of aids
      3. Harmony
      4. Accuracy
   b. Faults include:
      1. Posting the jog (Riders who post must be placed below riders sitting the jog)
      2. Break of gait
      3. Obviously looking down to check leads
      4. Missing leads
      5. Not performing the specific gait promptly
      6. Loss of stirrup
      7. Horse's head carried too low or clearly behind the vertical
      8. Loss of rein
      9. Holding the saddle
   c. Eliminations include:
      1. Misrepresentation of entry or inappropriate entry
      2. Failure to display correct number
      3. Cruelty including excessive spurring or schooling
      4. Fall of horse or rider
      5. Prohibited equipment
      6. Prohibited use of hands on reins per WD121
      7. Horse's tongue tied down

8. Unauthorized assistance
9. All four hooves leave arena
10. Evidence of blood on horse
11. Lameness
12. Concern for the safety of rider, other participants, or their horses
13. Blatant disobedience (bucking, rearing, striking, etc.)

WD145 Western Dressage Seat Horsemanship Class Specifications

1. The following class restrictions apply to Western Dressage Seat Horsemanship:
   a. Classes may be offered as Open, Junior Rider, and Adult Amateur
      1A. Competition may choose to offer one, two, or all three class types.
   b. Amateur for Adult Amateur riders as defined in WD102.7.b.
   c. Junior for junior riders as defined in WD102.7.a.
   d. A competition may choose to offer Junior Rider, Adult Amateur or both classes.
   e. Adult Amateur and Junior Rider cannot be combined at the same competition.
2. Western Dressage Horsemanship is a pattern only class. Patterns must be selected by the judge from the WDAA website and must be posted at least one hour prior to the start of the class.
3. Riders may enter Walk-Jog Horsemanship, Intermediate Horsemanship, or Advanced Horsemanship. Patterns for these classes must be chosen from the WDAA website.
4. If a rider competes in Walk-Jog Horsemanship, they are prohibited from competing in any class involving a lope at the same competition.
5. Cross entry between intermediate and advanced level Western Dressage Seat Horsemanship is prohibited at the same competition.

6. Scoring:
   a. Riders to be scored from 0-50. Patterns to be broken into 5 maneuvers each scored from 0-10 on judge's impression of (in no particular order):
      1. Rider position
      2. Correct and effective use of aids
      3. Harmony
      4. Accuracy
   b. Patterns to be broken into 5 maneuvers each scored from 0-10 on judge's impression of the same criteria.
   c. Faults include:
      1. Posting the collected or working jog (Riders who post must receive a zero "0" maneuver score for those segments of the score sheet)
      2. Failure to complete the course as written
      3. Break of gait
      4. Obviously looking down to check leads
      5. Missing leads
      6. Not performing the specific gait promptly
      7. Loss of stirrup
      8. Horse's head carried too low or clearly behind the vertical
      9. Loss of rein
      10. Holding the saddle
   d. Eliminations include:

      1. Off course (impossible to discern whether the entry is using the correct pattern)
      2. Misrepresentation of entry or inappropriate entry
      3. Failure to display correct number
      4. Cruelty including excessive spurring or schooling

5. Fall of horse or rider
6. Prohibited equipment
7. Prohibited use of hands on reins per WD121
8. Horse's tongue tied down
9. Unauthorized assistance
10. All four hooves leave arena
11. Evidence of blood on horse
12. Lameness
13. Concern for the safety of rider, other participants or their horses.
14. Blatant disobedience (bucking, rearing, striking, etc.)

WD146 Western Dressage Seat Combined Equitation

1. The following class restrictions apply to Western Dressage Seat Combined Equitation classes:
   a. Amateur for Adult Amateur riders as defined in WD102.7.b.
   b. Junior for Junior riders as defined in WD102.7.a.
   c. A competition may choose to break the Junior rider category down by age.
2. Riders will perform on the rail and then execute a pattern. Patterns must be selected by the judge from the WDAA website and must be posted one hour prior to the start of the class. Judges are required to work all riders on the pattern.
3. Western Dressage Seat Combined Equitation has three divisions:
   a. Western Dressage Seat Combined Equitation Walk-Jog. Pattern includes maneuvers performed in Intro Level Western Dressage tests and must be selected by the judge from the Walk-Jog patterns listed on the WDAA website.
   b. Western Dressage Seat Combined Equitation Intermediate. Pattern includes maneuvers performed in Basic and Level 1 Western Dressage tests and must be selected by the judge from the Intermediate patterns listed on the WDAA website.
   c. Western Dressage Seat Combined Equitation Advanced. Pattern includes maneuvers performed in Level 2 or higher Western Dressage tests and must be selected by the judge from the Advanced patterns listed on the WDAA website.
   d. If a rider competes in Western Dressage Seat Combined Equitation Walk-Jog, they are prohibited competing in any class involving a lope at the same competition.
   e. Cross entry between intermediate and advanced level Western Dressage Seat Combined Equitation is prohibited at the same competition.
4. During the class, riders must follow the WD rules on proper use of equipment.
5. The dropping of bits, and inspection of protective leg equipment is mandatory. The C2 Steward or designated person will perform the inspection immediately following the test. The rider must dismount; if necessary, they may have appropriate assistance. Failure to comply will result in elimination.
6. Scoring: The rail work is to count 50% and the pattern 50%.
   a. Riders to be scored from 0-100. Rail work is scored from 0-50 on judge's impression of (in no particular order):
      1. Rider position
      2. Correct and effective use of aids
      3. Harmony
      4. Accuracy
   b. Patterns to be broken into 5 maneuvers each scored from 0-10 on judge's impression of the same criteria.
   c. Faults include:
      1. Posting the collected or working jog (Riders who post must receive a zero "0" maneuver score for those segments of the score sheet)
      2. Failure to complete the course as written
      3. Break of gait
      4. Obviously looking down to check leads,
      5. Missing leads,
      6. Not performing the specific gait promptly,

7. Loss of stirrup,
8. Horse's head carried too low or clearly behind the vertical,
9. Loss of rein,
10. Holding the saddle,

d. Eliminations include:
1. Off course (impossible to discern whether the entry is using the correct pattern)
2. Misrepresentation of entry or inappropriate entry
3. Failure to display correct number
4. Cruelty including excessive spurring or schooling
5. Fall of horse or rider
6. Prohibited equipment
7. Prohibited use of hands on reins per WD121
8. Horse's tongue tied down
9. Unauthorized assistance
10. All four hooves leave arena
11. Evidence of blood on horse
12. Lameness
13. Concern for the safety of rider, other participants or their horses
14. Blatant disobedience (bucking, rearing, striking, etc.)

APPENDIX A EQUITATION PATTERNS

Western Dressage Seat Equitation Patterns can be downloaded from the WDAA Website at:
www.westerndressageassociation.org/wda

© USEF 2026

CHAPTER WL WELSH PONY AND COB DIVISION

SUBCHAPTER WL-1 SECTIONS A AND B GENERAL QUALIFICATIONS

WL101 Eligibility for Section A and B Ponies
WL102 Height
WL103 Type and Conformation
WL104 Artificial Appliances and Irritants
WL105 Shoeing Regulations
WL106 Ring Procedure
WL107 Attire (General)
WL108 Driving Attire and Appointments
WL109 Performance Championships
WL110 Model Classes

SUBCHAPTER WL-2 SECTIONS A AND B BREEDING CLASSES

WL111 General
WL112 Junior Breeding Classes
WL113 Senior Breeding Classes
WL114 Recommended Classes

SUBCHAPTER WL-3 SECTIONS A AND B PERFORMANCE CLASSES

WL115 General
WL116 Qualifying Gaits
WL117 Welsh Pleasure Pony Section
WL118 Welsh Trail Ponies
WL119 Welsh Pleasure Driving Ponies
WL120 Welsh Roadster Pony Section
WL121 Welsh Formal Driving Pony Section
WL122 Welsh Fine Harness Pony Section
WL123 Welsh Draft Harness Pony Section
WL124 Welsh Carriage Driving Section
WL125 Welsh Hunter Pony Section
WL126 Welsh Pony Leading Rein Class
WL127 Welsh Child’s First Pony Class

SUBCHAPTER WL-4 SECTIONS C AND D WELSH COB

WL128 Eligibility
WL129 Height
WL130 Type and Conformation
WL131 Artificial Appliances and Irritants
WL132 Shoeing Regulations
WL133 Ring Procedure
WL134 Attire (General)

© USEF 2026

WL135 Driving Attire and Appointments
WL136 Championships

SUBCHAPTER WL-5 SECTIONS C AND D WELSH COB BREEDING CLASSES

WL137 General
WL138 Recommended Classes

SUBCHAPTER WL-6 SECTION C AND D WELSH COB PERFORMANCE CLASSES

WL139 General
WL140 Qualifying Gaits
WL141 Welsh Cob Pleasure Section
WL142 Welsh Cob Trail
WL143 Welsh Cob Pleasure Driving
WL144 Welsh Cob Formal Driving Section
WL145 Welsh Cob Draft Harness Section
WL146 Welsh Carriage Pleasure Driving Section
WL147 Welsh Section C & D Hunter Section

SUBCHAPTER WL-7 HALF/PART BRED WELSH PERFORMANCE CLASSES

WL148 Half/Part-Bred Welsh Pleasure Section
WL149 Half/Part-Bred Welsh Hunter Section

CHAPTER WL WELSH PONY AND COB DIVISION

(For rules pertaining to Welsh Cobs, see WL128-WL147)

SUBCHAPTER WL-1 SECTIONS A AND B GENERAL QUALIFICATIONS

WL101 Eligibility for Section A and B Ponies

1. All ponies must be registered in the stud book of the Welsh Pony and Cob Society of America, Inc. or the Welsh Pony and Cob Society of Canada and must be entered under their full registered name, or, if under one year, be eligible for registration. A Part Bred Welsh Pony is defined as an animal with at least one registered Half Welsh parent.
2. A registered Welsh Pony recorded with the Federation under a different name, must show in Welsh classes for high score award points under its Welsh name. Welsh points will be awarded if its correct Federation registration number is used and its registered Welsh name is on file with the Federation.
3. Registered Half/Part Bred Welsh and Purebred Welsh may show together only in trail, equitation, and carriage driving classes.
4. The Welsh Pony and Cob Division Rules are supplemented by the official Welsh Pony and Cob Society of America, Inc. Sanctioned Show Rules Book. Federation rules take precedence. It is the responsibility of judges, stewards, exhibitors and officials to comply with the criteria and intent of the WPCSA Sanctioned Show Rules Book. A current copy of the WPCSA Sanctioned Show Rules Book may be obtained from: WPCSA, 720 Green Street, Stephens City, VA 22655.
5. Before a pony may be issued a number or enter the ring, the Show Secretary must have a copy of the Welsh Certificate of Registration in the current owner's name. If the pony is under one year of age and not yet registered, submit a copy of dam's Certificate of Registration, the registration number and registered name of the sire, and the proposed registration name of entry.

WL102 Height

1. Section A ponies may not exceed 12.2 hands. Section B ponies may not exceed 14.2 hands. Measurements to be conducted per HJ136-148.
2. Management shall not permit an animal to be shown in any Welsh performance class at a Federation Licensed Competition unless the person presenting the animal is in possession of one of the following:
   a. A measurement card issued by the Federation bearing the date of August 15, 1993 or thereafter; or
   b. Certified measurement card applied for prior to December 1, 1987; or
   c. A copy of a valid measurement form. Competition management may, at its discretion, confirm any of the foregoing information electronically with the Federation Office.
   d. A copy of a valid permanent measurement card issued by WPCSA or two copies of a temporary measurement card issued by WPCSA.
3. At Regular Competitions, management may not give out an exhibitor's number for an animal showing in a Welsh Pony performance class unless the above requirements have been fully satisfied.
4. Whenever possible, performance classes should be divided by height. Classes to be divided in to 12.2 hands and under, and over 12.2 hands but not exceeding 14.2 hands.
5. Section A and Section B ponies may be shown together unless there are (8) eight or more ponies of each height section, then the class must be split and the prize money doubled.

WL103 Type and Conformation

1. The Welsh Pony is a strong, proud going pony and its competition ring training should be aimed at developing its natural and characteristic action to its best expression. Suitability of the pony and its action for the type of job at hand is essential. General character is hardy, spirited and pony-like.
2. Any color except piebald and skewbald; head small and clean cut, well set on and tapering to the muzzle, a slight dish is desirable; eyes bold, set wide apart, ears well-placed, small and pointed, well up on head; nostrils prominent; jaws and throat clean and finely cut. Neck shall be lengthy, well carried and moderately

lean in the case of mares but inclined to be cresty in the case of stallions; shoulders long and sloping well back; withers moderately fine but not “knifey”, the humerus upright so that the foreleg is not set in under the body. Forelegs should be set square and true, not tied in at the elbow, with long, strong forearms, well developed knee and short flat bone below. Back and loins should be muscular, strong and well-coupled; girth deep and ribs well-sprung; hindquarters lengthy and fine, not cobby, ragged or goose rumped, with tail well set on and carried gaily; the hindlegs should have large hocks, flat and clean with points prominent, to turn neither inward nor outward, the hindlegs not to be bent, hocks not to be set behind a line from the point of the quarter to the fetlock joint. Pasterns should have medium slope and length, feet well-shaped and round, hoofs dense.

WL104 Artificial Appliances and Irritants

Any pony wearing equipment or devices other than permitted in specific classes and any pony showing evidence of the use of ginger or other irritants to produce a higher tail carriage than natural shall be disqualified from the class.

WL105 Shoeing Regulations

1. Ponies may be shown barefoot. Foals and yearlings must be shown barefoot. In Breeding classes when Two-Year-Olds are shod, the shoes must be unweighted and the foot natural with frog close to ground; pads and additional weight of any description shall disqualify.
2. The length of toe for Section “A” ponies must not exceed 4”; the shoe excluding nails but including pad must not weigh more than 10 oz. The length of toe for Section “B” ponies must not exceed 4”; the shoe excluding nails including pads must not weigh more than 12 oz. These measurements and weights will in most cases be less depending on the actual size of a pony and the type of competition (See General Rules Chapter 5 and GR804.2.)

WL106 Ring Procedure

Only one person shall be allowed in the ring with each pony except in driving classes where each pony may be headed by one attendant properly attired. The attendant must take no action that would affect the performance of any pony. Passengers are allowed in Driving Classes. Assistance in showing from outside the ring is prohibited. Unruly ponies must be excused from the ring. Exhibitors shall be suitably attired. Judges must severely penalize any pony that shows any indication of instability or weakness or any evidence of labored action due to faulty conformation, training, long toes, heavy shoes or improper shoeing. When ponies are shown standing, the toe of at least one hind foot should be no farther back than the point of the rump. Ponies are not to be stretched.

WL107 Attire (General)

In all classes, handlers, riders, and drivers should be appropriately attired. (“Short” shorts, bare midriffs and flimsy footwear are not acceptable). Those persons who, in the opinion of the judge, are inappropriately attired may be excused from the ring. Protective headgear is not required in any class in the Welsh Division unless stated otherwise within these rules. Use of protective headgear cannot be penalized.

WL108 Driving Attire and Appointments

Gentlemen to wear suit or slacks and jacket, shirt, tie, hat, gloves, apron, and carry a whip. Ladies to wear slacks, blouse and jacket or tailored suit or dress, hat, gloves and apron, whip must be carried. Junior and adults riding in the competition may wear riding clothes in driving classes but must have gloves, apron, and whip. Failure to follow the above rules will be penalized. Period dress is allowed only in Antique Vehicle classes. Drivers under 12 years of age must be accompanied by an adult. Drivers may carry passengers. NOTE: In case of extreme heat, jackets may be removed at the discretion of the judge. Appropriate rain gear is permissible.

WL109 Performance Championships

1. When three or more classes are offered in a section, the Championship must be awarded on a point basis, using 5, 3, 2, and 1 values for first through fourth places.
2. Ribbons won in classes with specifications restricting ponies in any manner shall not count toward any Championship unless such classes are complementary and have the same conditions.
3. When a Championship is offered, management shall keep a score card of winnings throughout the competition which shall be prominently displayed. The Champion and Reserve titles shall be awarded to the two of the four ponies which have acquired the most points in Open Performance classes. In addition to these points, only these four ponies shall receive half points for ribbons won in Model Classes.
4. At the discretion of competition management, ties (except hunter) may either be settled by the flip of a coin or animals may be worked off on the rail using the same judging specifications as in the classes offered in the division. In case of a tie in the hunter division, the championship or reserve will be awarded to the animal that accumulated the most points over fences. If animals have an equal number of points over fences, they must be shown at a walk, trot, and canter using the same judging specifications as in the classes offered in the division.

WL110 Model Classes

A Model class open to all Welsh ponies is prohibited. One may be offered, however, in each of the classifications listed below. The Model class must be offered in addition to the required number of the classes for the section and will receive half points. To be shown in halter or bridle without quarter boots. To be judged on type, conformation, and finish. To be moved on the line.

SUBCHAPTER WL-2 SECTIONS A AND B BREEDING CLASSES

WL111 General

1. Ponies to be shown In-Hand at a walk and trot except in Group classes. To be judged 85% on breed type, conformation, quality, and substance; 15% on way of going, disposition, and manners. Stallions three years old and over must have all the fully developed physical characteristics of a stallion. Mature stallions must be masculine in appearance. Any question in this regard shall be determined by the official veterinarian. Ponies must be serviceably sound, in good condition and well groomed. To be shown in halter or bridle. Transmissible weakness and unsoundness to be counted against in Breeding classes.
2. Classes will be divided into A and B sections. Ponies will be shown in Section A or Section B based on their registration with the Welsh Pony and Cob Society. Section A and Section B ponies may not be shown together in breeding classes, however they may be shown together in performance and model classes.

WL112 Junior Breeding Classes

Open to ponies two years old and under. Section A ponies are to wear natural, unbraided or evened mane and natural, unset, ungingered tail. The long hair of the ears may be clipped. Braiding is optional for Section B ponies. Actual age to be taken into consideration in judging foals and yearlings. Section A ponies are to wear natural, unbraided, or evened mane and natural, unset, ungingered tail.

WL113 Senior Breeding Classes

Open to ponies three years old and over. Ponies may be presented in the same manner as they are in classes of the Welsh section in which they perform except that the length of the toe shall not exceed the maximum. (See WL105). However, any ponies wearing spoon cruppers, quarter boots, humane tail braces, switches and wigs or any ponies whose tails have been nicked, gingered, or put in a tail set for the class entered shall be disqualified. Stallions may be shown in tack. Emphasis shall be on breed characteristics. Natural reaching action is desired.

WL114 Recommended Classes

1. Filly foals; Yearling Fillies; Two-year-old Fillies; Junior Champion Filly.
2. Colt foals; Yearling Colts; Two-year-old Colts; Junior Champion Colt.
3. Three and Four-year-old Mares; Broodmare Five and Over with foal in current year; Bred Mare Five and Over without foal in current year; Yeld mare Five and Over; Senior Champion Mare.
4. Three- and Four-year-old Stallions; Stallions Five and Over; Senior Champion Stallion.
5. Grand Champion (Junior Champions and Reserves and Senior Champions and Reserves).
6. Supreme Champion (Grand Champion and Reserve from all sections).
7. Geldings Two and under; Geldings Three and Over; Champion Gelding; Supreme Champion Gelding.
8. Get of Sire—three animals by the same sire, combined ownership permitted; Produce of Dam—two animals out of the same Dam, combined ownership permitted; Breeder's Herd—stallion and three mares, all the property of exhibitor, all to be Two-Year-Olds or over.
9. Show Champions and Reserve Champions shall be selected as outlined in GR810.3.
10. See WPCSA Sanctioned Show Rules—Breeding Division

SUBCHAPTER WL-3 SECTIONS A AND B PERFORMANCE CLASSES

WL115 General

1. Stallions may be shown in Ladies and Junior Exhibitor classes unless the prize list stipulated otherwise.
2. Classes for adult riders must be offered separately from those for junior riders. In all driving classes, Sections C and D classes, and Half/Part Bred Welsh classes juniors and adults may compete together. Suitability is to be emphasized in all classes.
3. Classes are open to stallions, mares, and geldings. To be judged 75% on performance, manners, and style; 25% on breed type, conformation, quality, and finish with emphasis in the order listed under recommended classes unless otherwise specified. Working classes are to be judged 100% on performance.
4. To be eligible for any Stake class, a pony must have been entered, shown, and judged in at least one qualifying class judged under the same specifications.
5. All performance classes will be divided by height whenever possible. Refer to WL102.4.
6. A minimum of three classes must be offered in each section. Model classes do not count toward the minimum requirement.

WL116 Qualifying Gaits

1. Walk: True, fast, flat-footed, elastic and showy.
2. Trot: Square, straight, open and reaching. Extreme speed penalized except in Roadsters.
3. Canter: Smooth, slow, collected and straight on both leads.

WL117 Welsh Pleasure Pony Section

1. Ponies to wear unset, ungingered tail. Hunter braiding is optional. To be shown with a natural foot and unweighted shoes. Pads may be used but additional weight of any description is prohibited. Any pony wearing a spoon crupper, showing evidence of ginger or set tail, or whose feet and shoes exceed the limits as set forth in WL105 shall be disqualified.
2. WELSH PLEASURE PONIES ENGLISH EQUIPMENT-CONFORMATION ENGLISH PLEASURE, WORKING ENGLISH PLEASURE, CONFORMATION ENGLISH PLEASURE STAKE. To be shown at a walk, trot and canter both ways of the ring without martingale. To be judged 75% on performance, manners, movement and style; 25% on breed type and conformation. Working English Pleasure to be judged 100% on performance.
3. WELSH PLEASURE PONIES WESTERN EQUIPMENT-CONFORMATION WESTERN PLEASURE, WORKING WESTERN PLEASURE, CONFORMATION WESTERN PLEASURE STAKE. To be shown at a walk, jog-trot and lope both ways of the ring on a reasonably loose rein without undue restraint. To be judged on performance, with emphasis on manners 65%; breed type and conformation 25%; appointments 10% (See Rules WS104 and WS105). Working Western Pleasure to be judged 100% on performance.

WL118 Welsh Trail Ponies

WELSH TRAIL—Class to be divided into Junior and Adult To Ride—Registered ponies, cobs, and Half Welsh are eligible to compete together. Exhibitors may show in English or Western tack and attire. Attire should match the seat being ridden. To be shown over and through a minimum of 6 obstacles at a walk, trot or jog and canter or lope. Junior Exhibitors may not side pass or canter/lope over loose rails. To be judged on performance 100%. Penalties are assessed for fussiness, extreme tension, rearing; not changing leads, extra lead changes; spooking when carrying objects; refusals; failure to maintain gaits; off course will result in no score and elimination.

WL119 Welsh Pleasure Driving Ponies

CONFORMATION PLEASURE DRIVING, WORKING PLEASURE DRIVING, CONFORMATION PLEASURE DRIVING STAKE. To be shown to a suitable two- or four-wheeled vehicle, four-wheeled vehicle for Pairs but not a viceroy, racing sulky or Fine Harness rig. To be shown both ways of the ring at a walk, working trot and trot on and stand quietly and except for tandems, to back readily. Maiden ponies shall be asked to do a walk and working trot. To be judged 75% on performance, manners, movement and style; 25% on breed type and conformation. Working Pleasure Driving to be judged 100% on performance.

WL120 Welsh Roadster Pony Section

1. Ponies must be 12.2 Hands and under. Ponies to wear long, natural mane and long, unset, ungingered tail. The foretop and first strand behind ear may be braided. To be shown with a natural foot with appropriate shoes for proper balance and speed. Quarter boots or bell boots may be worn. Any pony showing evidence of ginger or a set tail or whose feet and shoes exceed the limits as set forth in WL105 will be disqualified. Harness, equipment, attire and procedure shall conform to the Roadster Division (Chapter RD) except round reins and round traces are optional.
2. WELSH ROADSTERS PONIES TO BIKE-CONFORMATION ROADSTER TO BIKE, WORKING ROADSTER TO BIKE, CONFORMATION ROADSTER TO BIKE STAKE. To be shown to a miniature two-wheeled bike. Driver to wear stable colors. To be shown at a jog-trot, road gait, and then at speed. To be judged 75% on performance, manners, movement, and style; 25% on breed type and conformation.

WL121 Welsh Formal Driving Pony Section

1. Ponies to wear long, natural mane and long, natural unset, ungingered tail. The foretop and first strand behind ears may be braided. The foot must be natural with unweighted shoes. Pads may be used but additional weight of any description is prohibited. Any pony wearing quarter boots, a spoon crupper, humane tail brace or false tail, showing evidence of ginger or a set tail or whose feet and shoes exceed the limits as set forth in WL105 shall be disqualified. To be shown to a suitable four-wheeled vehicle. Type of harness is optional but must include a cavesson.
2. WELSH FORMAL DRIVING PONIES-CONFORMATION FORMAL DRIVING, WORKING FORMAL DRIVING, CONFORMATION FORMAL DRIVING STAKE. To be shown both ways of the ring at animated, natural trot and animated walk. To stand quietly and, except for Tandems, to back readily. To be judged 75% on performance, manners, movement and style; 25% on breed type and conformation. Working Formal Driving to be judged 100% on performance.

WL122 Welsh Fine Harness Pony Section

1. Ponies to wear long, natural mane and long, unset, ungingered tail. The foretop and first strand behind the ears may be braided. A spoon crupper or humane tail brace and wig or switch are optional. Quarter boots may be worn. To be shown to a viceroy or miniature fine harness rig. Light harness with snaffle bit and over check is required.
2. WELSH FINE HARNESS PONIES-CONFORMATION FINE HARNESS, WORKING FINE HARNESS, CONFORMATION FINE HARNESS STAKE. To be shown at a free animated park trot, extreme speed to be penalized and at an animated walk. To stand quietly and back readily. To be judged 75% on performance,

manners, movement and style; 25% on breed type and conformation. Working Fine Harness to be judged 100% on performance.

WL123 Welsh Draft Harness Pony Section

1. Utilitarian usefulness is stressed for ponies, harness and wagon. Ponies to wear long natural mane and tail. Braiding with decorations optional. Tails not to be docked. Clipping of fetlocks optional. If shod, shoeing must conform with WL105. To be shown to a suitable four-wheeled vehicle except a cart may be used for singles and tandems. Heavy draft type harness with collars and breeching. Full harness and lead bars on lead teams optional. No one may assist the driver in any way except in the event of an emergency. Passengers are permitted. Sections A, B, C and D may be combined within a hitch and within a class.
2. WELSH DRAFT HARNESS PONIES-CONFORMATION DRAFT, WORKING DRAFT, CONFORMATION DRAFT STAKE. Single and multiple hitches (2,3,4) may not compete together in the same class. Separate divisions may be offered for 2, 3, and 4 hitches (2, 3, 4).
3. For Singles, Pairs, Tandem, Unicorn, four pony hitch, six pony hitch. To be shown both ways of the ring at a working trot and flat footed walk. To halt, stand quietly, and back readily. Individual maneuvers may be requested. Fancy equipment not to count over a neat suitable working outfit. To be judged 75% on manners, usability and performance; 25% on breed type, suitability and conformation. Working Draft Driving to be judged 100% on performance.

WL124 Welsh Carriage Driving Section

Carriage Pleasure Driving classes held in the Welsh Division are to be conducted in accordance with Carriage Pleasure Driving Division-Chapter CP.

WL125 Welsh Hunter Pony Section

1. The rules of the Open Hunter Pony Division and the Open Hunter Division shall apply to all Welsh Hunter Ponies. Exceptions:
   a. Breed type must be considered in Conformation classes.
   b. Stallions may be shown.
   c. Championships will be awarded based on WL109.
   d. Classes will be split based on WL102.1.
   e. All junior riders may ride any section of Welsh Pony, regardless of animal height.
   f. Braiding is optional.
2. In Hunter classes, ponies not exceeding 13.2 hands shall jump 2’; ponies exceeding 13.2 hands shall jump 2’6”.
3. A course is a minimum of six fences with eight jumping efforts.
4. Juniors or Adults may show in this section. Junior riders in all classes cannot have reached their 18th birthday as outlined in General Rules, GR128.
5. For “A” rated Hunter sections a competition must offer at least two Over Fences (one Conformation and one Handy or Working) and one Under Saddle Class. Two of the performance classes must be judged 25% on conformation and breed type. Minimum prize money for an “A” rated section is $50. WELSH HUNTER PONY—WORKING HUNTER OVER FENCES, HANDY HUNTER OVER FENCES, CONFORMATION HUNTER STAKE OVER FENCES, CONFORMATION HUNTER UNDER SADDLE.
6. In the Conformation Hunter Under Saddle class, exhibitors may be required to hand gallop one way of the ring, but no more than eight ponies at one time.
7. Ponies shown in a Welsh Hunter section may also be shown by an Adult in a Welsh Adult to Ride section at the same competition.
8. Refer to HU124 for a list of faults scored according to the judge’s opinion and depending on severity or division may be considered minor or major faults.

WL126 Welsh Pony Leading Rein Class

Open to Sections A, B, C and Half/Part Bred Welsh. Mare, or Gelding, 12.2 hands and under, to be ridden by junior exhibitors, at least four but not more than eight years of age. To be shown on light contact and to be led by an adult. The leading rein to be attached to the cavesson on the English bridle and to the cheek slot of the bit (top of the bit) on the Western bridle while leaving the control of the pony to the child. Chain leadlines are prohibited. To be shown at a walk, on the right rein, to line up and stand quietly. Ponies will be called out individually to stand, walk out and trot back past the judge. Riders to be suitably dressed in Hunt, Saddle, or Western attire. Ponies to be judged on manners, suitability, breed type, conformation, and turn-out. This is not an equitation class. If entries are sufficient, classes may be divided 12 hands and under and over 12 hands but not exceeding 12.2 hands.

WL127 Welsh Child's First Pony Class

Open to Sections A, B, C and Half/Part Bred Welsh Mare or Gelding, 12.2 hands and under, to be ridden by junior exhibitors, at least four but not more than ten years of age. To be shown on light contact. Ponies to be shown at a walk and trot in both directions. Riders to be suitably dressed in Hunt, Saddle, or Western attire. Ponies to be judged on performance and soundness. Conformation, way of going, manners, suitability and turn-out to be emphasized. If entries are sufficient, classes may be divided 12 hands and under and over 12 hands but not exceeding 12.2 hands.

SUBCHAPTER WL-4 SECTIONS C AND D WELSH COB

WL128 Eligibility

All must be registered in the Stud Book of the Welsh Pony and Cob Society of America, Inc. or the Welsh Pony and Cob Society of Canada and must be entered under their full registered name, or, if under one year, be eligible for registration. Registered Half/Part Bred Welsh and Purebred Welsh may only show together in trail, equitation, and carriage driving classes

WL129 Height

1. Whenever possible, classes should be divided by height. Classes to be divided into Section C, referred to as Welsh Pony of Cob Type not to exceed 13.2 hands and Section D, referred to as Welsh Cob exceeding 13.2 hands with no upper limit. Measurements to be conducted per HJ 136-148.
2. Management shall not permit an animal to be shown in any Welsh Cob performance class at a Federation Licensed Competition unless the person presenting the animal is in possession of one of the following:
   a. The original or a copy of a measurement card issued by the Federation; or
   b. A copy of a valid measurement form. Competition management may, at its discretion, confirm any of the foregoing information electronically with the Federation Office.
   c. A copy of a valid permanent measurement card issued by WPCSA or 2 copies of a temporary measurement card issued by WPCSA.
3. At Regular Competitions, management may not give out an exhibitor's number for an animal showing in a Welsh Pony performance class unless the above requirements have been fully satisfied.
4. Section C and Section D cobs may be shown together in breeding and performance classes but may not be shown with Section A or Section B ponies.
   a. Exceptions:
      1. Welsh Trail
      2. Welsh Draft Harness Pony
      3. Welsh Carriage Driving
      4. Welsh Pony Leading Rein
      5. Welsh Child's First Pony
5. If there are eight or more of each section in a performance class, the class must be split and the prize money doubled.

WL130 Type and Conformation

General Character. Strong, hardy, and active with pony character and as much substance as possible. Color: Any color except piebald or skewbald. Head: Full of quality and pony character. A coarse head and Roman nose is most objectionable. Eyes: Bold, prominent and set widely apart. Ears: Neat and well set. Neck: Lengthy and well carried. Moderately lean in the case of mares but inclined to be cresty in the case of stallions. Shoulders: Strong but well laid back. Forelegs: Set square and not tied in at the elbows. Long strong forearms. Knees well developed with an abundance of bone below them. Pasterns of proportionate slope and length. Feet well shaped. Hooves dense. A moderate quantity of silky feather is not objected to but coarse, wiry hair is a definite objection. Middlepiece: Back and loins, muscular, strong and well-coupled. Deep through the heart and well ribbed up. Hindquarters: Lengthy and strong. Ragged or drooping quarters are objectionable. Tail well set on. Hindlegs: Second thighs, strong and muscular. Hocks large, flat and clean, with points prominent, turning neither inward nor outward. The hindlegs must not be too bent and the hock not set behind a line falling from the point of the quarter to the fetlock joint. Pasterns of proportionate slope and length. Feet well shaped. Hooves dense. Action: Free, true and forceful. The knee should be bent and the whole foreleg should be extended straight from the shoulder and as far forward as possible in the trot. Hocks flexed under the body with straight and powerful leverage.

WL131 Artificial Appliances and Irritants

Any Cob wearing equipment or devices other than those permitted in specific classes and any Cob showing evidence of the use of ginger or other irritants to produce a higher tail carriage than the natural position shall be disqualified from the class in which it is competing.

WL132 Shoeing Regulations

Cobs may be shown barefoot. Foals and yearlings must be shown barefoot. In all classes the foot should be natural in appearance with the frog close to the ground. The length of the toe for Section “C” and “D” cobs must be proportional to the size of the animal. The shoe excluding nails but including pad must not weigh more than 18 oz. These measurements and weight will in most cases be less depending on the actual size of a Cob and the type of competition.

WL133 Ring Procedure

Only one person shall be allowed in the ring with each Cob, except in driving classes where each Cob may be headed by one attendant, properly attired. The attendant must take no action that would affect the performance of any Cob. Assistance in showing from outside the ring is prohibited. Passengers are allowed in driving classes. Unruly Cobs must be excused from the ring. Judges must severely penalize any Cob that shows any indication of instability or weakness or any evidence of laboring action due to faulty conformation, training, long toes, heavy shoes, or improper shoeing. When Cobs are shown standing, the toe of at least one hind foot should be no farther back than the point of the quarter. Stretched Cobs must be disqualified.

WL134 Attire (General)

In all cases, handlers, riders and drivers should be appropriately attired. Those persons who in the opinion of the judge are inappropriately attired, may be excused from the ring. Protective headgear may be worn in all classes without penalty. See General Rules, GR801.

WL135 Driving Attire and Appointments

Gentlemen to wear suit or slacks and jacket, shirt, tie, hat, gloves, apron and carry a whip. Ladies to wear slacks, blouse and jacket or tailored suit or dress, hat, gloves and apron, and carry a whip. Junior and adults riding in the competition may wear riding clothes in driving classes but must have gloves, apron and whip. Failure to follow the above rules will be penalized. Period dress is allowed only in Antique Vehicle classes. Drivers under 12 years of age must be accompanied by an adult. In case of extreme heat, jackets may be removed at the discretion of the judge. Appropriate rain gear is permissible.

© USEF 2026

WL136 Championships

Ribbons won in classes restricting Cobs in any manner shall not count toward any Championship unless such classes are complementary and have the same conditions. When a Championship is offered, management shall keep a score card of winnings throughout the competition which shall be prominently displayed. The Champion and Reserve titles shall be awarded to the two of the four Cobs which have acquired the most points in Open Performance classes. In addition to these points, only these four Cobs shall receive half points for ribbons won in Model classes. In case of a tie, the Champion or Reserve shall be awarded to the Cob that has accumulated the highest number of points in performance classes. If the scores remain tied, the Champion or Reserve shall be worked off on the rail using the same judging specifications as in the Open classes.

SUBCHAPTER WL-5 SECTIONS C AND D WELSH COB BREEDING CLASSES

WL137 General

1. Cobs to be shown In-Hand at a walk and trot except in group classes. Stallions three years old and over must have all the fully developed physical characteristics of a stallion. Mature stallions must be masculine in appearance. Any question in this regard shall be determined by the official veterinarian.
2. Cobs must be serviceably sound, in good condition and well groomed. To be shown in halter or bridle. Stallions may be shown in tack. Transmissible weakness or unsoundness to be counted against in Breeding classes. No Cob, except geldings, may be shown in a Group class unless it is being shown in a Singles Breeding class at the same competition. Actual age to be taken into consideration in judging foals and yearlings. Cobs may be shown with full, natural or evened mane. The entire mane may not be braided, however, one single braid behind the ear is permissible. Tail to be unset and ungingered. A bridle path, if necessary, shall not exceed two inches. Any Cobs wearing spoon cruppers, quarter boots, humane tail braces, switches and wigs or any Cobs whose tails have been docked, nicked, gingered or put in a tail set for the class entered shall be disqualified.
3. Emphasis shall be on breed characteristics. Natural reaching action is desired. To be judged 85% on breed type, conformation, quality and substance; 15% on way of going, disposition and manners.

WL138 Recommended Classes

1. Filly foals; Yearling Fillies; Two-year-old Fillies; Junior Champion Filly.
2. Colt foals; Yearling Colts; Two-year-old Colts; Junior Champion Colt.
3. Three- and Four-year-old Mares; Broodmare Five and Over with foal in current year; Bred Mare Five and Over without foal in current year; Yeld mare Five and over; Senior Mare Champion.
4. Three- and Four-year-old Stallions; Stallions Five and Over, Senior Stallion Champion.
5. Grand Champion (Junior Champions and Reserves and Senior Champions and Reserves).
6. Supreme Champion (Grand Champions and Reserves from all sections).
7. Geldings Two and Under, Geldings Three and Over; Champion Gelding, Supreme Champion Gelding.
8. Get of Sire—three animals by the same sire, combined ownership permitted; Produce of Dam—two animals out of the same Dam, combined ownership permitted; Breeder’s Herd—stallion and three mares, all the property of exhibitor, all to be Two-year-olds and Over.
9. Show Champions and Reserve Champions shall be selected as outlined in GR810.3.
10. See WPCSA Sanctioned Show Rules - Breed Division.

SUBCHAPTER WL-6 SECTION C AND D WELSH COB PERFORMANCE CLASSES

WL139 General

1. The Welsh Cob is strong and proud going and its competition ring training should be aimed at developing its natural and characteristic action to its best expression. Suitability of the Cob and its action for the type of job at hand is essential. Open to Stallions, Mares, and Geldings.

2. To be judged 75% on performance, manners, and style; 25% on breed type, conformation, quality, and finish with emphasis in the order listed under recommended classes unless otherwise specified. Working classes are to be judged 100% on performance. See WPCSA Sanctioned Show Rules—Performance Division. Stallions may be shown in Ladies and Junior Exhibitor classes unless the prize list stipulates otherwise.
3. To be eligible for any Stake class, a Cob must have been entered, shown and judged in at least one qualifying class judged under the same specifications. When three or more classes are offered in a section, the Championship must be awarded on a point basis, using 5, 3, 2 and 1 values for first through fourth places.
4. A Model class open to all Welsh Cobs is prohibited. One may be offered, however, in each of the classifications listed below. The Model class must be offered in addition to the required number of classes for the section and will receive half points. To be shown in halter or bridle without quarter boots. To be judged on type, conformation and finish. To be moved on the line. Suitability to be emphasized in all classes.
5. If separate classes in the Section C and D Welsh Cob division are not offered for Junior and Adult riders, then they may show together. Juniors and Adults may also compete together in driving and Half/Part Bred Welsh classes.
6. A minimum of three classes must be offered in each section. Model classes do not count toward the minimum requirement.

WL140 Qualifying Gaits

1. Walk: True, fast, flat-footed, elastic and showy.
2. Trot: Square, straight, open, reaching and powerful. Extreme speed penalized.
3. Canter: Smooth, slow, collected and straight on both leads.

WL141 Welsh Cob Pleasure Section

Cobs to wear unset, ungingered tail. Hunter braiding is prohibited. To be shown with a natural foot and unweighted shoes. Pads may be used but additional weight of any description is prohibited. Any Cob wearing a spoon crupper, showing evidence of ginger or set tail, or whose feet and shoes exceed the limits as set forth in WL132 shall be disqualified. To be judged 75% on manners, performance and style; 25% on breed type and conformation. Working Pleasure to be judged 100% on performance.

1. WELSH COB PLEASURE ENGLISH EQUIPMENT-CONFORMATION ENGLISH PLEASURE, WORKING ENGLISH PLEASURE, CONFORMATION ENGLISH PLEASURE STAKE. To be shown at a walk, trot and canter both ways of the ring without martingale. To be judged 75% on manners, performance and style; 25% on breed type and conformation. Working English Pleasure to be judged 100% on performance.
2. WELSH COB PLEASURE WESTERN EQUIPMENT-CONFORMATION WESTERN PLEASURE, WORKING WESTERN PLEASURE, CONFORMATION WESTERN PLEASURE STAKE. To be shown at a walk, jog-trot and lope both ways of the ring on a reasonably loose rein without undue restraint. To be judged on performance, with emphasis on manners 65%; breed type and conformation 25%; appointments 10%. Working Western Pleasure to be judged 100% on performance. (See WS104 and WS105)

WL142 Welsh Cob Trail

WELSH COB TRAIL-Class to be divided into Junior and Adult to Ride. Sections A, B, C, D, and registered Half Welsh are eligible to compete together. Exhibitors may show in English or Western tack and attire. Attire should match the seat being ridden. To be shown over and through a minimum of 6 obstacles at a walk, trot or jog and canter or lope. Junior Exhibitors may not side pass or canter/lope over loose rails. To be judged on performance 100%. Penalties are assessed for fussiness, extreme tension, rearing; not changing leads, extra lead changes; spooking when carrying objects; refusals; failure to maintain gaits; off course will result in no score and elimination.

WL143 Welsh Cob Pleasure Driving

CONFORMATION PLEASURE DRIVING, WORKING PLEASURE DRIVING, CONFORMATION PLEASURE DRIVING STAKE. To be shown to a suitable two- or four-wheeled vehicle, four-wheeled vehicle for Pairs but not a

viceroy, racing sulky or Fine Harness rig. To be shown both ways of the ring at a walk, working trot, and trot on and stand quietly and except for tandems, to back readily. Maiden Cobs shall be asked to do a walk and working trot. To be judged 75% on manners, performance and style; 25% on breed type and conformation. Working Pleasure Driving to be judged 100% on performance.

WL144 Welsh Cob Formal Driving Section

1. Cobs to wear long, natural mane and long, natural unset, ungingered tail. The foretop and first strand behind ears may be braided. The foot must be natural with unweighted shoes. Pads may be used but additional weight of any description is prohibited. Any Cob wearing quarter boots, a spoon crupper, humane tail brace or false tail or showing evidence of ginger or a set tail or whose feet and shoes exceed the limits as set forth in WL132 shall be disqualified. To be shown to a suitable four-wheeled vehicle. Type of harness is optional but must include a cavesson.
2. WELSH COB FORMAL DRIVING-CONFORMATION FORMAL DRIVING, WORKING FORMAL DRIVING, CONFORMATION FORMAL DRIVING STAKE. To be shown both ways of the ring at animated, natural trot and animated walk. To stand quietly and, except for Tandems, to back readily. To be judged 75% on performance, manners and style; 25% on breed type and conformation. Working Formal Driving to be judged 100% on performance.

WL145 Welsh Cob Draft Harness Section

Utilitarian usefulness is stressed for Cobs, harness, and wagon. Cobs to wear long natural mane and tail. Braiding with decorations optional. Tails not to be docked. Clipping of fetlocks optional. If shod, shoeing must conform with WL132. To be shown to a suitable four-wheeled vehicle except a cart may be used for singles and tandems. Heavy draft type harness with collars and breeching. Full harness and lead bars on lead teams optional. No one may assist the driver in any way except in the event of an emergency. Passengers are permitted. Sections A, B, C, D may be combined within a hitch and within a class.

WELSH COB DRAFT HARNESS-CONFORMATION DRAFT, WORKING DRAFT, CONFORMATION DRAFT STAKE. Single and multiple hitches (2,3,4) may not compete together in the same class. Separate divisions may be offered for 2, 3, and 4 hitches. For Singles, Pairs, Tandem, Unicorn, four pony hitch, six pony hitch. To be shown both ways of the ring at a working trot and flat-footed walk. To halt, stand quietly, and back readily. Individual maneuvers may be requested. To be judged 75% on manners, usability, and performance; 25% on breed type, suitability, and conformation. Fancy equipment not to count over a neat suitable working outfit. Working Draft Harness to be judged 100% on performance.

WL146 Welsh Carriage Pleasure Driving Section

Carriage Pleasure Driving classes held in the Welsh Division are to be conducted in accordance with Carriage Pleasure Driving Division-Chapter CP.

WL147 Welsh Section C & D Hunter Section

1. The rules of the Open Hunter Pony and the Open Hunter Divisions shall apply to all Section C and D Welsh Hunters. Exceptions:
   a. Breed type shall be considered in Conformation classes.
   b. Stallions may be shown.
   c. Braiding is optional.
   d. Classes will be split based on WL129.
   e. All junior riders may ride any section of Welsh Pony or Cob, regardless of animal height.
2. Juniors or Adults may show in this section. Junior riders in all classes cannot have reached their 18th birthday as outlined in General Rules, GR128.
3. Fence heights for Welsh Sections C and D shall conform to the rules of the Open Hunter Pony Division except fence heights for Section C's (not exceeding 13.2) shall be 2'0"; for Section D's exceeding 13.2 shall be 2'6". A course is a minimum of six fences with eight jumping efforts.

4. WELSH SECTIONS C AND D HUNTER-WORKING HUNTER OVER FENCES, HANDY HUNTER OVER FENCES, CONFORMATION HUNTER STAKE OVER FENCES, CONFORMATION HUNTER UNDER SADDLE. For “A” and “B” rated Hunter sections a competition must offer at least two Over Fences (one Conformation and one Handy or Working) and one Under Saddle class. Two of the performance classes must be judged 25% on conformation. In the Conformation Hunter Under Saddle class, exhibitors may be required to hand gallop one way of the ring, but no more than eight ponies at one time.
5. Refer to HU124 for a list of faults scored according to the judge’s opinion and depending on severity or division may be considered minor or major faults.

SUBCHAPTER WL-7 HALF/PART BRED WELSH PERFORMANCE CLASSES

WL148 Half/Part-Bred Welsh Pleasure Section

1. Half/Part Bred Welsh horses or ponies to wear unset, ungingered tail. Hunter braiding is optional. To be shown with a natural foot and unweighted shoes. Pads may be used but additional weight of any description is prohibited.
2. HALF/PART BRED WELSH PLEASURE ENGLISH EQUIPMENT-CONFORMATION ENGLISH PLEASURE, WORKING ENGLISH PLEASURE, CONFORMATION ENGLISH PLEASURE STAKE. To be shown at a walk, trot, and canter both ways of the ring without martingale. To be judged 75% on performance, manners, movement, and style; 25% on conformation. Working English Pleasure to be judged 100% on performance.
3. HALF/PART-BRED WELSH PLEASURE WESTERN EQUIPMENT-CONFORMATION WESTERN PLEASURE, WORKING WESTERN PLEASURE, CONFORMATION WESTERN PLEASURE STAKE. To be shown at a walk, jog-trot, and lope both ways of the ring on a reasonably loose rein without undue restraint. To be judged on performance, with emphasis on manners 65%; conformation 25%; appointments 10%. Working Western Pleasure to be judged 100% on performance.

WL149 Half/Part-Bred Welsh Hunter Section

1. The rules of the Open Hunter Pony Division and the Open Hunter Division shall apply to all Half/Part Bred Welsh Hunters. Exceptions:
   a. Stallions may be shown
   b. Championships will be awarded based on WL109
   c. Braiding is optional.
2. In Hunter classes horses or ponies not exceeding 13.2 hands shall jump 2’, horses or ponies exceeding 13.2 hands shall jump 2’6”. A course is a minimum of six fences with eight jumping efforts.
3. Juniors or Adults may show in this section. Junior riders in all classes cannot have reached their 18th birthday as outlined in General Rules, GR128.
4. For “A” rated Hunter sections a competition must offer at least two Over Fences (one Conformation and one Handy or Working) and one Under Saddle Class. Two of the performance classes must be judged 25% on conformation. Minimum prize money for an “A” rated section is $50.
   HALF/PART BRED WELSH HUNTER -WORKING HUNTER OVER FENCES, HANDY HUNTER OVER FENCES, CONFORMATION HUNTER STAKE OVER FENCES, CONFORMATION HUNTER UNDER SADDLE.
5. In the Conformation Hunter Under Saddle class, exhibitors may be required to hand gallop one way of the ring, but no more than eight ponies at one time.
6. Ponies shown in a Half/Part Bred Welsh Hunter section may also be shown by an Adult in a Half/Part Bred Welsh Adult to Ride section at the same competition.
7. Refer to HU124 for a list of faults scored according to the judge’s opinion and depending on severity or division may be considered minor or major faults.

CHAPTER WS WESTERN DIVISION

CHAPTER WS WESTERN DIVISION

SUBCHAPTER WS-1 GENERAL

WS101 Eligibility

WS102 Instructions to Riders

WS103 Conduct

WS104 Personal Appointments

WS105 Tack

WS106 Amateur

WS107 Amateur Owners

WS108 Maiden, Novice, Limit

WS109 Snaffle or Hackamore Horse

WS110 Falls

SUBCHAPTER WS-2 WORKING COW HORSE SECTION

WS111 Working Cow Horse

WS112 Tack

WS113 Broken Equipment

WS114 Scoring

WS115 Judging

WS116 Hackamore/Snaffle Bit Horses

WS117 Green Cow Horse

WS118 Class Specifications

WS119 Patterns

SUBCHAPTER WS-3 TRAIL HORSE SECTION

WS120 Working

WS121 Green Trail Horse

WS122 Conduct

WS123 Definitions

WS124 Scoring Procedures (This scoring system is optional)

WS125 Trail Course Designers

WS126 Dimensions of Trail Obstacles

WESTERN TRAIL SCORING GUIDELINES

SUBCHAPTER WS-4 PLEASURE HORSE SECTION

WS127 Working

WS128 Green Pleasure Horse

WS129 Class Specifications

© USEF 2026

WESTERN PLEASURE

SUBCHAPTER WS-5 WESTERN RIDING HORSE SECTION

WS130 Working

WS131 Credit

WS132 Patterns

PATTERN I

PATTERN II

PATTERN III

PATTERN IV

WS133 Scoring

WS134 Penalties

WS135 Off pattern

WS136 Faults

WS137 Class Specifications

SUBCHAPTER WS-6 RANCH SECTION

WS138 General Rules

WS139 Ranch Horse Riding

WS140 Ranch Horse Cow Work

WS141 Ranch Horse Rail Pleasure

WS142 Ranch Horse Trail

WS143 Ranch Reining

WS144 Ranch Working Cow

WS145 Ranch Cutting

WS146 Ranch Versatility

WS147 Ranch Conformation

© USEF 2026

CHAPTER WS WESTERN DIVISION

SUBCHAPTER WS-1 GENERAL

WS101 Eligibility

Horses may be of any breed or combination of breeds 14.1 hands and over. Junior exhibitor classes are open to horses and ponies. Stallions are prohibited in junior exhibitor classes. Horses must be serviceably sound, in good condition and of stock horse type. A full mane is not required. Entries may be judged for soundness and conformation before entering the arena. Any horse showing evidence of altered tail carriage may be penalized.

WS102 Instructions to Riders

1. Only one hand may be used on reins and hands must not be changed except to negotiate an obstacle in a Trail Horse Class. Hand to be around reins. When ends of split reins fall on side of reining hand, one finger between reins is permitted. When using a romal, the rider's hand must be closed around the reins with the wrist kept straight and relaxed, the thumb on top. When split reins are used and ends of split reins fall on the same side as reining hand, one finger between reins is permitted. When using a romal or when the ends of split reins are held in the hand not used for reining, no finger between the reins is permitted. The position of the hand not being used for reining is optional, but it should be kept free of the horse and equipment. Rider can hold romal or end of split reins to keep from swinging and to adjust the position of the reins provided it is held with at least 16 inches of slack rein between the hands. The hand must be above or slightly in front of the horn and as near to it as possible.
2. Two hands may be used on hackamore (Bosal) and Western snaffle reins. Hands should be held at approximately the elbow height when elbows are held at rider's side. The acceptable distance of the rider's hands from the pommel of the saddle should be a minimum of six (6) inches with a maximum of twelve (12) inches vertically. Hands should be held no more than riders shoulder width apart. Rider's hands should be steady with very limited movement. Both hands must be visible to the judge. Judges will penalize hand position that does not conform with the description above.

WS103 Conduct

1. If bridles are to be checked it is the sole responsibility of the judge(s) to do so. The judge may designate the steward to check bridles at the out gate. Riders must dismount.
2. A judge has the authority to excuse any horse from a class, due to lameness, at any time while being judged.
3. Any class with 50 or more entries must be divided. Awards and prize money must be given in each section; add-back money to be awarded according to number of horses in each section.
4. Classes which require individual performances shall have a draw performed by the competition management to determine the horses' order to perform. A systematic rotation of the starting list must be employed so that a complete cycle is made during the competition. This draw to be posted at the back gate, not less than one hour prior to that class. The draw must be adhered to except in the following cases:
   a. If exhibitor is showing more than one horse, their horses shall be staggered to allow for changing horses.
   b. No horse shall perform as the first horse in more than one class per competition unless there are more classes than horses.
   c. An accident.
   d. Multiple rings showing.
5. Courses or patterns for classes which require individual performance will be posted a minimum of one hour prior to the class. The posted pattern is to be followed unless a change becomes necessary due to safety considerations. In this case, the judge will meet with all exhibitors and explain the change. If a pattern or course is posted and publicly announced, the announcement shall be for the benefit of the audience and if there is any discrepancy between the posted pattern and the announced pattern, the posted pattern is the

pattern to be followed. If there is a discrepancy between the written pattern and the drawn pattern, the written pattern will take precedence.

6. All horses must leave the ring in a forward motion, no backing out of ring. A disqualified or eliminated competitor who continues to school excessively will be asked to leave the arena. Any delay or refusal will subject the competitor to further disciplinary action. No horse or exhibitor will be allowed to enter or show in any class in which they is not eligible. In individual performance classes, an off course will receive no score and no award (Exception: WS114). In classes where horses perform individually, they shall enter the ring one at a time, rather than work out of a lineup in the arena.
7. In the case of a first place tie in the Trail horse and Western Riding classes, tied horses must repeat part of the course or pattern.

WS104 Personal Appointments

1. Competitors must be penalized for incomplete appointments but not necessarily disqualified.
2. Riders must wear a Western hat; long-sleeved shirt any type of collar, (exhibitors in National Show Horse, and Saddlebred divisions must wear a necktie, kerchief or bolo tie) trousers or pants and boots; (a one-piece long-sleeved equitation suit is acceptable provided it includes any type of collar). Chaps, shotgun chaps, chinks, and spurs are optional unless riders are showing in trail or pleasure class (riders showing at an Arabian, Half Arabian, Morgan or National Show Horse competition must wear chaps). A vest, jacket, coat and/or sweater may also be worn. Whips are not allowed except with side saddle. (See GR1310.2 Dispensations). Protective headgear may be worn without penalty; not required to be of Western style. Refer to GR801.
3. A side saddle rider must wear an apron of closed or button type with belt under loops. It is suggested that an apron with waist band cut the same as chaps and double thickness, be used in classes where chaps are required.
4. Protective headgear is not required in any class in the Western Division unless stated otherwise within these rules. Use of protective headgear cannot be penalized.

WS105 Tack

1. Competitors must be penalized for incomplete appointments but not necessarily disqualified. Entries shall be shown with stock saddle but silver equipment will not count over a good working outfit. A side saddle shall be considered permitted equipment. Breast collars are acceptable. Tapaderos are prohibited.
2. There shall be no discrimination against any standard Western bit. A standard Western bit is defined as having a shank with a maximum length overall of 8 1/2”. The mouthpiece will consist of a metal bar 5/16” to 3/4” in diameter as measured one inch in from the shank. The bars may be inlaid but must be smooth or latex wrapped. (The bars may be encased in smooth 5/16” to 3/4” in diameter tubular barrels that rotate around the bars). Nothing may protrude above or below the mouthpiece (bar) such as extensions, prongs or rivets designed to intimidate the horse. Rollers attached to the center of the bit are acceptable, and may extend below the bar. Jointed mouthpieces are acceptable and may consist of two or three pieces and may have one or two joints. A three-piece mouthpiece may include a connecting ring of 1 1/4” or less in diameter or a connecting flat bar of 3/8” to 3/4” (measured top to bottom with a maximum length of 2”), which lies flat in the mouth, or a roller or port as described herein. The port must be no higher than 3 1/2” maximum with roller(s) and covers acceptable. Jointed mouthpieces, half-breeds and spade bits are standard. Slip or gag bits, rigid donut mouthpieces and flat polo mouthpieces are prohibited. Roping bits with both reins connected to a single ring at center of cross bar shall not be used. Reins must be attached to each shank. Any rein design or other device which increases the effective length and thereby the leverage of the shank of a standard western bit is prohibited. Anything that alters the intended use of equipment as provided for in the description of appointments for a given class is considered to be an artificial appliance.
3. Standard snaffle bits are permitted in any class on a junior horse five years old and under. A standard snaffle bit is defined as a center jointed single rounded, unwrapped smooth mouthpiece of 5/16” to 3/4” diameter metal as measured from ring to 1” in from the ring with a gradual decrease to the center of the snaffle. The

rings may be from 2” to 4” outside diameter of either the loose type, eggbutt, dee or center mounted without cheeks. The inside circumference of the ring must be free of rein, curb or headstall attachment hooks. If a curb strap is used it must be attached below the reins. Closed reins (example mecate) on a snaffle bit are prohibited.

4. Hackamores are permitted in any class on a junior horse five years old and under. A hackamore includes a bosal rounded in shape and constructed of braided rawhide or leather and must have a flexible nonmetallic core attached to a suitable headstall. No other material of any kind is to be used in conjunction with a bosal, i.e., plastic, resin, glue, steel, metal or chains (Exception: smooth plastic electrical tape is acceptable if applied in a smooth, untwisted manner). There must be approximately ¾” between the nose and the bosal. The bosal will be no larger than ¾” in diameter at the cheek and will flex easily. Attached reins may be of hair, rope, or leather.
5. Horses shall not be shown with artificial appliances that would tend to alter their performance. When a curb bit is used, a curb strap or curb chain is required and must be at least 1/2” in width, lie flat against the jaw, and be free of bars, wire, and/or twists. No wire, rawhide, metal or other substance can be used in conjunction with or as part of the leather chin strap, or curb chains. Rounded, rolled, braided or rawhide curb straps are prohibited. A light lip strap is permissible. Hackamore bits, bosals, cavesson type nosebands, martingales and tie-downs are prohibited. A judge does not have the authority to add or to remove any of the standard equipment as specified above.
6. Bandages and boots of any type are prohibited. In the event of injury, the Judge may permit a protective bandage. In Working Cow Horse classes, the use of shin, bell boots and/or protective bandages on the front legs and standard sliding or rundown boots on the rear fetlocks are permitted.

SOME ACCEPTABLE CURB CHAINS



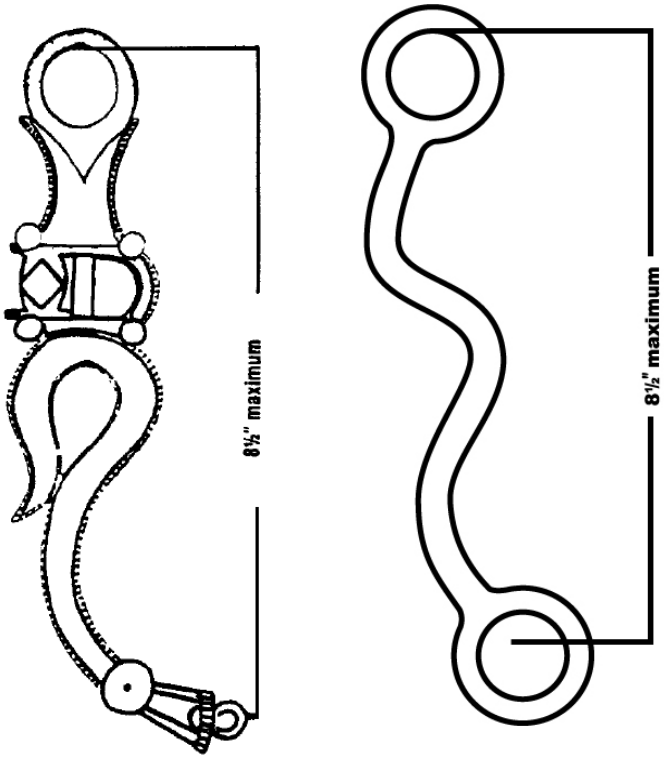

CORRECT METHOD OF MEASURING OVERALL BIT LENGTH. A VERTICAL LINE FROM THE UPPER MOST PART OF HEADSTALL SLOT TO THE REIN RING.

WS106 Amateur

Refer to General Rules, GR1306 regarding amateur status. When dividing by age of rider, no horse may compete in more than one age section of the same class (Exception: Arabian and Morgan Divisions).

WS107 Amateur Owners

To be ridden by Amateur Owners or an amateur member of the owner's family. In either case classes are restricted to riders who are no longer eligible to compete as a Junior Exhibitor. Leased horses are not eligible and multiple ownership is not permitted unless all owners are members of the same family. An Amateur who rides for a person outside of their family may not ride in a class restricted to Amateur Owners in the same competition. If a class is divided by age, the age split must be stated in the prize list.

WS108 Maiden, Novice, Limit

Ribbons won in classes at Federation Recognized Competitions and in classes at competitions recognized by any breed organization count in reckoning a horse's Maiden, Novice or Limit status (See GR136.)

WS109 Snaffle or Hackamore Horse

A snaffle or hackamore horse is a junior horse and may be shown in a ring snaffle or hackamore with two hands (both hands must be visible to the judge) and may also be shown in a bridle (one handed). A junior horse may be switched back and forth from a bridle to snaffle or hackamore (Arabians, Half Arabians, National Show Horses, and may not switch back and forth from a bridle to snaffle or hackamore with the exception of Arabian and Half Arabian classes within the Working Western subchapter).

WS110 Falls

A fall of a horse and/or rider in a working cow, trail, or western riding class will result in a score of zero. A fall in a Western Pleasure class will be cause for elimination (GR118). For definition of a fall in working cow classes see WS114, for pleasure, trail and western riding see GR122.

SUBCHAPTER WS-2 WORKING COW HORSE SECTION

It is the intent of the Federation Western Committee to comply with the National Reined Cow Horse Association (NRCHA) rules and refer to Chapter 6 Broken Equipment, Chapter 18 Scoring, Chapter 19 Judging, Chapter 20 Patterns, Chapter 21 Pattern Description (Maneuvers) and Chapter 22 Judges Score Sheet regarding working cow classes held at licensed competitions. For further information regarding the conduct of Working Cow competitions, contact the NRCHA.

WS111 Working Cow Horse

The working cow horse class consists of two mandatory phases, the reined work and the cow work. (Exception: In the Arabian and Half/Anglo Arabian Division, only cow work is required in Working Cow classes but both phases are required in Reined Cow Horse classes.) Each phase will have equal bearing and the final placings will be determined by the total of both scores. In cases of ties for first place the entry with the highest cow work score will prevail. If the cow work scores are identical, the tied entries for first place will work off with an additional cow work. All ties for other than first place will remain tied for points and prize money purposes and riders will flip for ribbons. Horses receiving a zero score in one phase and a score in the other are eligible for placing. Horses receiving a zero in both phases or a no score in either or both phases are ineligible for placing.

WS112 Tack

See WS105 regarding tack, or for an Arabian restricted class see AR148 (Western Pleasure Section-Appointments).

WS113 Broken Equipment

For broken equipment refer to the current copy of the NRCHA rulebook, Chapter 6 Broken Equipment.

WS114 Scoring

Refer to the current copy of the NRCHA rulebook, Chapter 18 Scoring.

WS115 Judging

For Herd Work, Reined Work, and Cow Work refer to the current copy of the NRCHA rulebook, Chapter 19, Judging. It is recommended that the appropriate NRCHA judges score card is used in scoring these classes.

WS116 Hackamore/Snaffle Bit Horses

A Hackamore/Snaffle Bit horse is not more than five years old. Horses shall enter arena and work in the same manner as prescribed for bridle classes.

WS117 Green Cow Horse

A green cow horse is a horse of any age that is in its first or second year of showing in Working Cow classes, excluding snaffle bit futurities or hackamore classes.

WS118 Class Specifications

1. Refer to NRCHA, Chapter 19 Judging
2. Championship. To be eligible, horses must be entered, shown and judged in any other class in this section.
3. Hackamore/snaffle bit classes (first and second year) are open to horses not more than five years old. To be shown with hackamore/snaffle bit only.

WS119 Patterns

Refer to the current copy of the NRCHA rulebook, Chapter 20 for Patterns and Chapter 21 for Pattern Description (maneuvers).

SUBCHAPTER WS-3 TRAIL HORSE SECTION

WS120 Working

1. Trail horses are required to work over and through obstacles. No horse may enter the trail course area until the course and the judge are ready. Riders will be permitted to inspect the course on foot during the Judge's instructions prior to the start of the class. Tests which may be required are negotiating gate, carrying objects from one part of arena to another, riding through water, over logs or simulated brush, riding down into and up out of ditch without lunging or jumping, crossing a bridge, backing through obstacles, sidepassing, and performing over any reasonable conditions encountered along the trail. However, unnatural obstacles, such as fire extinguishers, perforated plywood in water boxes, animals, haybales or unsafe elements shall not be used. Course to include a minimum of six obstacles. Care in preparing the course should be exercised to prevent a direct advantage to either a small or large horse. Rider's hands shall be clear of horse to avoid cueing. Horses to be penalized for any unnecessary delay while approaching obstacle. Judges are encouraged to advance on to next obstacle any horse taking excessive time at an obstacle. Two or more horses may be entered by the same exhibitor and the same rider may elect to show more than one horse. Obvious unsoundness must be disqualified with no prize awarded. Rail work shall not be required.

WS121 Green Trail Horse

A Green Trail Horse is a horse of any age that has not been shown in Trail Horse classes prior to December 1 of the previous year.

WS122 Conduct

1. Management may select a particular scoring system or allow the judge to use a system of their choice. (See WS124 for optional systems.)
2. This class will be judged on the performance of the horse over obstacles, with emphasis on manners, response to the rider, and quality of movement. Credit will be given to horses negotiating the obstacles with style and efficiency, providing correctness is not sacrificed. Horses should receive credit for showing attentiveness to the obstacles and the capability of picking their own way through the course when obstacles warrant it, and willingly responding to the rider's cues on more difficult obstacles.
3. Horses shall be penalized for any unnecessary delay while approaching or negotiating the obstacles. Horses with artificial appearance over obstacles should be penalized.

4. Horses must not be required to work on the rail. The course must be designed, however, to require each horse to show the three gaits (walk, jog at least 30 feet, lope right and left lead) somewhere between and or over obstacles as a part of its work, and quality of movement and cadence should be considered as part of the maneuver score.
5. The course to be used must be posted at least one hour before scheduled starting time of the class.
6. Refer to WS126 for mandatory obstacle dimensions.
7. The judge may alter the course prior to the course walk.
8. If at any time the trail obstacle is found to be unsafe, it shall be repaired or removed from the course. If it cannot be repaired and horses have completed the course, the score for that obstacle shall be deducted. No horse shall be asked to repeat the course, except in the case of a tie.
9. All entered exhibitors will be allowed to walk and inspect the course with the judge and the course designer, if present, prior to the start of the class. In amateur and junior exhibitor classes, exhibitors may be accompanied by their trainer.
10. Recommended that a course should be no longer than 2 minutes per horse.
11. Recommended to have at least 30 feet between obstacles, when arena is big enough to permit it. Not recommended for walkovers/bridge/back through combinations.
12. No Time Outs will be allowed.

WS123 Definitions

1. KNOCKDOWN: When any component, element, or portion of an obstacle is displaced from its original position by horse and rider.
2. REFUSAL: Any action taken by the horse to avoid performing an obstacle, part of a combination of obstacles or portion of a trail course. These actions may include, but are not limited to the following:
   a. Balking: Any action that results in a horse blatantly and continuously refusing a riders command.
   b. Evading or running past an obstacle.
   c. Each complete loss of the gate.
   d. Any blatant action by the horse that demonstrates any unwillingness to approach, negotiate and/or complete an obstacle. Negotiating an obstacle in a manner that does not constitute elimination, but is not in accordance with course directions.
3. OFF COURSE:
   a. Taking an obstacle in the wrong direction.
   b. Negotiating an obstacle from the wrong side
   c. Skipping an obstacle unless directed by the Judge.
   d. Negotiating obstacles in the wrong sequence.
   e. Not following the correct line of travel. (i.e. The drawn pattern and Judge’s instructions)

WS124 Scoring Procedures (This scoring system is optional)

1. The prescribed Score Sheet may be used. Obstacle scores and any penalties will be totaled to arrive at a final score.
2. Scores to be announced following the conclusion of each work and before the next horse begins the course.
3. Score Sheets may be posted.
4. For method of breaking ties, see AR218.4. In the event of a further tie, refer to the order of the judges cards (i.e. #1, #2, #3)
5. All horses enter the arena with a score of 70. With each obstacle, the judge will instruct a scribe to assign a score as well as any appropriate penalties if one or more occurs. At the end of the work, obstacle scores will be totaled. Any penalties will then be subtracted to arrive at a final score. All horses are judged from the time they enter the arena until the completion of the last obstacle.
6. Judge(s) may review official video on No Score, Zero, and 5 point penalties only. (Video Review is solely the judge(s) decision.)
7. In the case of a displaced obstacle not being corrected the judge may grant a re-ride.

8. Scoring will be on the basis of 0-infinity, with 70 denoting an average performance. Each obstacle will receive an obstacle score that should be added or subtracted from 70 and is subject to a penalty that should be subtracted. Each obstacle will be scored on the following basis, ranging from plus 1 1/2 to minus 1 1/2: -1 1/2 extremely poor, -1 very poor, -1/2 poor, 0 correct, +1/2 good, +1 very good, + 1 1/2 excellent. Obstacle scores are to be determined and assessed independently of penalty points. Penalties should be assessed per occurrence as follows:
9. The following deductions will result:
    a. 0-SCORE
        1. Use of more than one finger between the reins.
        2. Use of two hands (exception in Snaffle Bit or Hackamore classes designated for two hands) or changing hands on reins; except for junior horses shown with hackamore or snaffle bit, only one hand may be used on the reins, except that it is permissible to change hands to work an obstacle.
        3. Performing the obstacles other than in specified order.
        4. No attempt to perform an obstacle.
        5. Equipment failure that delays completion of pattern.
        6. Touching the horse on the neck to lower the head, or use of free hand to instill fear or praise.
        7. Fall to the ground by horse or rider.
        8. Failure to enter, exit or work obstacle from correct side or direction.
        9. Failure to ride correct line within or between obstacles.
        10. Failure to work an obstacle in any manner other than how it’s posted on course - Riding outside designated boundary marker of the course.
        11. Third refusal on course.
        12. Cueing horse in front of cinch.
    b. ½ POINT
        1. For each tick of log, pole, cone or obstacle.
    c. 1 POINT
        1. Each major hit of or stepping on a log, pole, cone or obstacle - Both front or hind feet in a single-strided slot or space - Skipping over or failing to step into required space.
        2. Split pole in lope-over (pole between two front or two hind feet at lope).
        3. Out of lead.
        4. Break of gait (including to correct a lead).
    d. 3 to 4 POINTS (depending on severity)
        1. Stepping outside the confines of: an obstacle (back through, side pass, box) Knocking down an elevated pole, jump, cone, barrel, plant or obstacle.
    e. 5 POINT (Any entry with a 5 point penalty as listed below cannot place over another entry that completes the course without a 5 point penalty)
        1. Dropping slicker or object required to be carried on course.
        2. First refusal, balk, or attempting to evade an obstacle by shying or backing more than 2 strides away- Letting go of gate or dropping rope gate.
        3. Blatant disobedience (kicking out, bucking, rearing, striking).
        4. Failure to ever demonstrate correct lead or gait, if designated.
        5. Failure to complete obstacle.
        6. Second refusal, balk, or attempting to evade an obstacle by shying or backing more than 2 strides away.
        7. Severely disturbing an obstacle.
        8. Falling or jumping off or out of an obstacle (bridge or water box).
    f. NO SCORE
        1. Infraction of any state or federal law which exists pertaining to the exhibition, care and custody of horses within the state or country where a Federation trail class is being held.
        2. Abuse of an animal in the show arena and/or evidence that an act of abuse has occurred prior to or during the exhibition of a horse in competition.
        3. Use of prohibited equipment, including wire on bits, bosals or curb chains.

4. Use of prohibited bits, bosals or curb chains.
5. Use of tack collars, tie downs or nose bands.
6. Use of whips.
7. Use of any attachment which alters the movement of or circulation to the tail.
8. Disrespect or misconduct by the exhibitor.
9. The judge may excuse a horse at any time while in the arena for unsafe conditions or improper exhibition pertaining to both the horse and/or rider. This may include the exhibition of an animal which is clearly not in a fit or sound condition.
10. The use of abusive equipment, and/or the use of abusive showing techniques by the rider.
11. The exhibition of a horse that has a cut or abrasion showing clear evidence of fresh blood in the mouth, nose, chin, shoulder, barrel, flank or hip area (those areas reasonable to believe the injury may have been caused by the rider or equipment) must be considered abuse regardless of how the injury was caused.
12. While each judge is required to disqualify a horse exhibited in the manners described above, it should be noted that in every case the exhibitor should be given the benefit of any doubt, should any doubt exist.

WS125 Trail Course Designers

1. A trail course designer must be employed at every show. Their name must appear in the prize list.
2. The trail course designer may not show in any trail class in which they design. The trail course designer may judge or be an official, but shall not field any horses or pupils in classes which they design.
3. At a competition that changes judges each day, if the trail course designer is one of the judges, they must judge on the first day.
4. The trail course designer must supply the judges and office with copies of the trail courses each day.
5. The trail course designer must be a Federation member and must be available to the trail arena at all times during the trail classes.

WS126 Dimensions of Trail Obstacles

All elevated poles must be in a pole holder, e.g. trail blocks, trail risers, standard jump cups or similar type supports. The judge has the right to alter the course.

1. WALK-OVERS
   a. Single Poles: Maximum height 16”
   b. Multiples: Maximum height 10”
   c. Minimum width between poles 20” to 24” or multiples thereof, between poles is generally considered good spacing for walkovers, depending upon difficulty desired. No rolling poles.
2. JUMPS
   a. Mounted: Maximum height 24”
   b. Lead Over: Maximum height 18”
   c. Minimum width between standards of a jump: 4 feet
   d. Combinations: 12 feet for one stride; 6 feet for a no stride
   e. Box Jumps and L Jumps: Poles must be at least 12 feet long.
3. CAVALETTI
   a. Jog overs: 3 feet to 3’6” apart or multiples thereof (space is measured between poles)
   b. Lope overs: 6 to 7 feet apart or multiples thereof - 6 feet is preferable for most horses.
4. BACK THROUGHS
   a. On ground: 28” between Min.
   b. Elevated: 30” between Min.
   c. Barrels: 32” between Min.
5. SIDE PASSES

   a. Single pole: Up to 24” high
   b. Slots: Never closer than 24” wide (space is measured between poles).
6. SERPENTINES (jog arounds)
   a. Pylons 6 feet apart (base to base) minimum. Guardrails, if used, should not be less than 3 feet to either side of the pylons.
   b. If tall standards are used, dimensions can be looser.
7. GATE
   a. Approximately 60” high with latch available at that height.
8. Bridge -Suggested (not mandatory) dimensions:
   a. minimum of 36” wide
   b. minimum of 6’ long
   c. no higher than 12”
9. ANY OTHER MANEUVERS: Figure horse’s wheelbase at five feet front hooves to back hooves.
10. Unacceptable obstacles
   a. Animals
   b. Hides
   c. PVC pipe
   d. Dismounting
   e. Rocking or moving bridges
   f. Water box with floating or moving parts
   g. Flames, dry ice, fire extinguisher, etc.
   h. Logs or poles elevated in a manner that permits such to roll

WESTERN TRAIL SCORING GUIDELINES

TRAIL	GOOD	MINOR FAULTS	MODERATE FAULTS	MAJOR FAULTS	NO SCORE/ 0 SCORE
Walk Jog Lope (on the course)	See Western Pleasure Chart				See WS124.9a and .f for infractions resulting in a “0 score” or “no score.” Any of these infractions result in no award for the class. Three refusals on course
CONTROL OBSTACLES Gates Back throughs Side Passes Turns on the forehand or rear Serpentines	Smooth Good position Responsive to aids	Slant side passes Slow response Poor head position	Stepping outside the confines of back through, side pass, or box Knocking down an elevated pole, jump, cone, barrel, plant, obstacle	Refusals Letting go of gate Failure to complete obstacle Severely disturbing an obstacle	
AGILITY OBSTACLES Jumps Walk overs Trot or lope-overs Bridge Tires	Attentive Careful Willing	Major hit of pole, cone or obstacle Front and hind feet in single strided slot Skipping over or failing to step into required space Split pole in lope over Out of lead Poor jumping form Too hesitant	Break of gait	Refusals Failure to complete obstacle Severely disturbing an obstacle Falling or jumping off of or out of an obstacle (bridge, water box)	
CALMNESS Water Plastic Brush Plants Carrying objects Dally and drag	Steady going Alert Careful but willing	Tense over obstacles Nervous when carrying objects		Refusals Dropping slicker or object Severely disturbing an obstacle Falling or jumping off of or out of an obstacle (bridge, water box)	

© USEF 2026

GENERAL				Blatant disobedience (kicking, bucking, rearing, striking) Failure to demonstrate correct lead or gait, if designated	

© USEF 2026

SUBCHAPTER WS-4 PLEASURE HORSE SECTION

WS127 Working

In all classes in this section, horses are to be shown at a flat footed four-beat walk; free moving easy riding two-beat jog, and three-beat lope both ways of the ring on a reasonably loose rein without undue restraint. Extended gaits may be called for by the judge. Entries shall be penalized for being on the wrong lead. Special emphasis shall be placed on the walk. Horses may be asked to back at judge's discretion. All horses chosen for a workout must be worked both ways of the ring at any gait requested by the judge.

WS128 Green Pleasure Horse

A green pleasure horse is a horse that has not been shown in any pleasure horse class prior to December 1 of the previous year, excluding pleasure futurities.

WS129 Class Specifications

1. A junior horse may be shown in a hackamore or a ring snaffle and may be ridden with two hands or may be shown in a bridle one handed.
2. All classes are to be shown at a walk, jog-trot and lope both ways of the ring on a reasonably loose rein without undue restraint. To be judged on performance 60%; conformation 30%; appointments 10%.
3. Pairs are to be judged as a matched pair with performance to count 60%; appointments 30%; conformation 10%.
4. Championship. To be eligible, horses must be entered, shown and judged in any other class in this section.

WESTERN PLEASURE

PLEASURE	GOOD	MINOR FAULTS	MAJOR FAULTS	ELIMINATION
WALK	Ground covering Flat footed Good attitude	Slow Disinterested Not attentive	Nervous Jogging Not walking	
JOG	Easy riding Good motion Consistent Steady	Too slow Too fast	Not performing a two-beat jog Failing to jog both front and back Hard or rough riding	
LOPE	Easy riding Good motion Consistent Steady	Too slow Too fast	Wrong lead Pulling Not performing a three-beat lope Hard or rough riding	
EXTENDED JOG	Easy riding Good motion Consistent	Inconsistent speed	Breaking gaits Pulling hard or rough riding No increase in speed	
BACK	Proper flexion Readily responsive Back in straight line	Hesitant Not backing straight	Throwing head Gaping Pulling not backing Rearing	
GENERAL	Smooth Steady Easy riding Proper flexion & balance Good attitude	Over or under flexion Sour ears Switching tail Inconsistent speed Out of balance Poll too high or too low to throw horse out of balance Improper or incomplete appointments	Throwing head Bad mouth Constant bumping the bit Gaping Constant breaking of gaits Obvious schooling	Two hands on reins (exception: snaffle/ hackamore horses) or fingers between closed reins or more than one finger between split reins Kicking prohibited equipment Lameness Cueing horse in front of cinch Fall of horse or rider Bleeding mouth

© USEF 2026

SUBCHAPTER WS-5 WESTERN RIDING HORSE SECTION

WS130 Working

Western Riding is an event where the horse is judged on quality of gaits, lead changes at the lope, response to the rider, manners and disposition. The horse should perform with reasonable speed, and be sensible, well-mannered, free and easy moving.

WS131 Credit

Credit shall be given for and emphasis placed on smoothness, even cadence of gaits, and the horse's ability to change leads precisely and easily rear and front at the center point between markers. The horse should have a relaxed head carriage showing response to the rider's hands, with a moderate flexion at the poll. Horses may be ridden with light contact or on a reasonably loose rein. The horse should cross the log at both the jog-trot and lope without breaking gait or radically changing stride.

WS132 Patterns

1. The judge will select one of the four patterns to be performed. The judge is responsible for the pattern being correctly set.
2. On the pattern:
   a. The eight small circles represent pylon markers which are recommended. These should be separated by a uniform measured distance of not less than 30 feet nor more than 50 feet on the sides with 5 markers. In pattern one, the three markers on the opposite side should be set adjacent to the appropriate markers. It is recommended that markers be set a minimum of 15 feet from the fence and with 50 to 80 foot width in the pattern, as the arena permits.
   b. A solid log or pole should be used and be a minimum of 8 feet in length.
   c. The long serpentine line indicates the direction of travel and gaits at which the horse is to move. The shaded area represents the lead changing area between the markers. The dotted line (...) indicates walk, the dash line (—) jog, and the solid line (___) lope.

PATTERN I

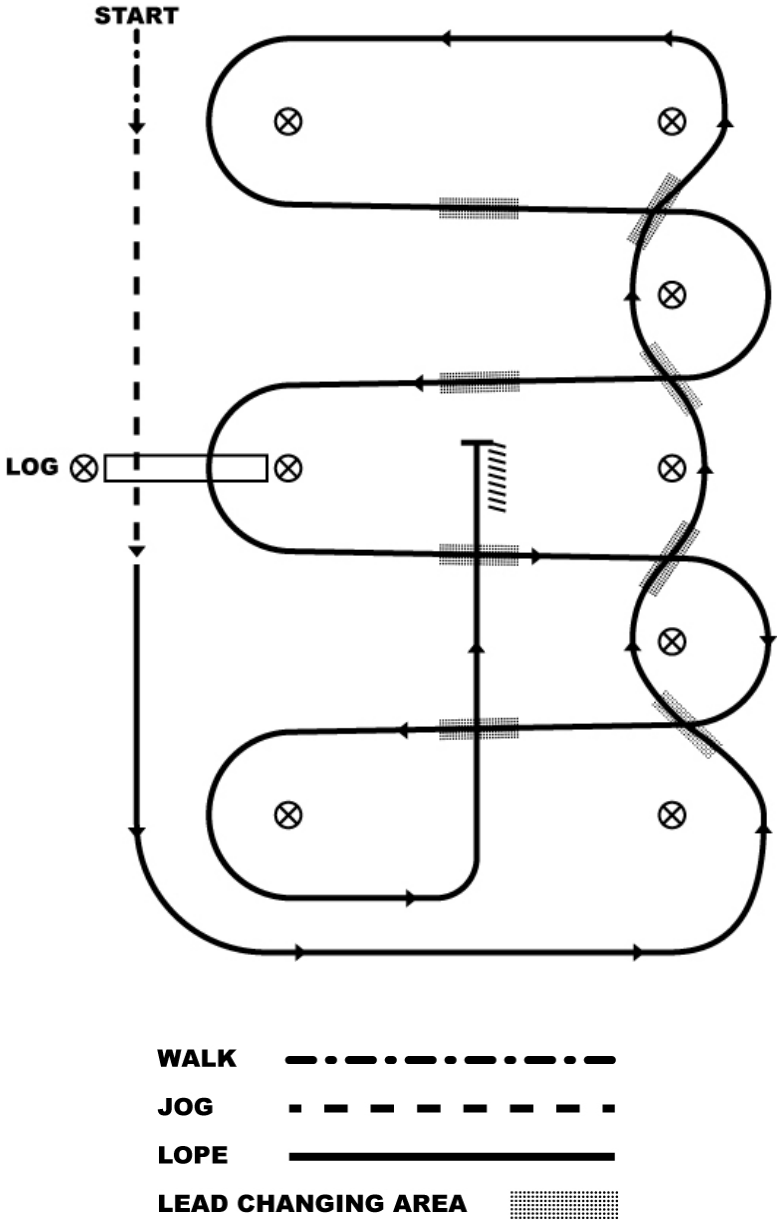

1. Walk & jog over log
2. Transition to left lead and lope
3. First line change
4. Second line change
5. Third line change
6. Fourth line change lope around the end of arena
7. First crossing change
8. Second crossing change
9. Lope over log
10. Third crossing change
11. Fourth crossing change
12. Lope up the center, stop and back

© USEF 2026

PATTERN II

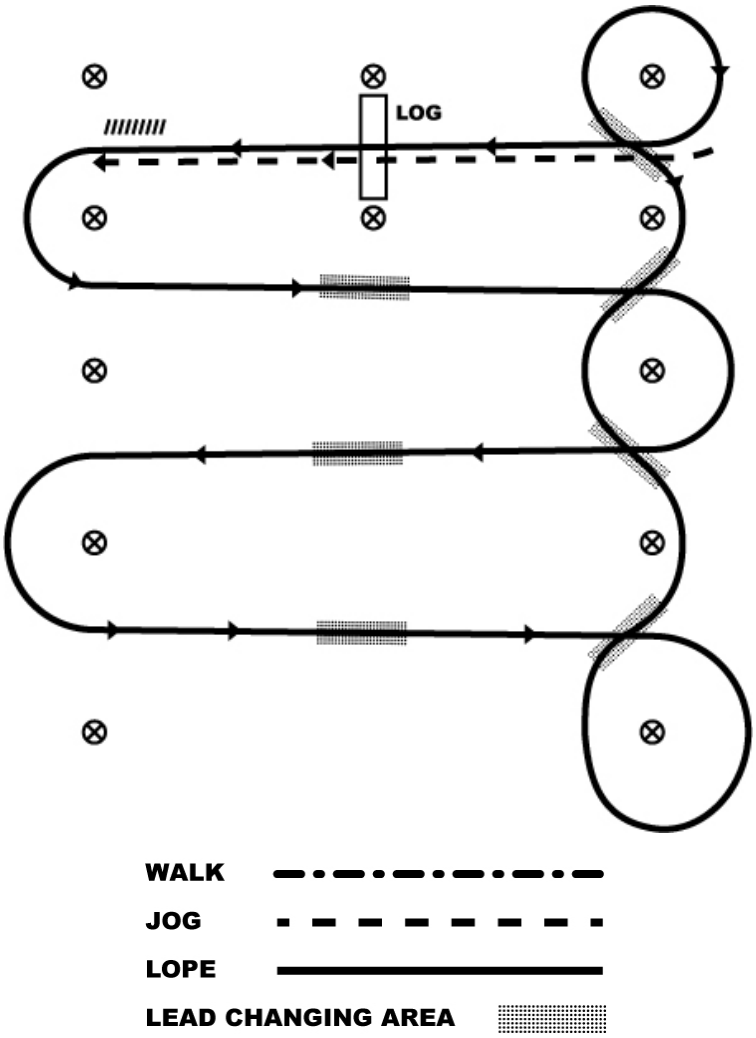

1. Walk, transition to jog, jog over log
2. Transition to left lead and lope
3. First crossing change
4. Second crossing change
5. Third crossing change
6. Circle and first line change
7. Second line change
8. Third line change
9. Fourth line change and circle
10. Lope over log
11. Lope, stop and back

© USEF 2026

PATTERN III

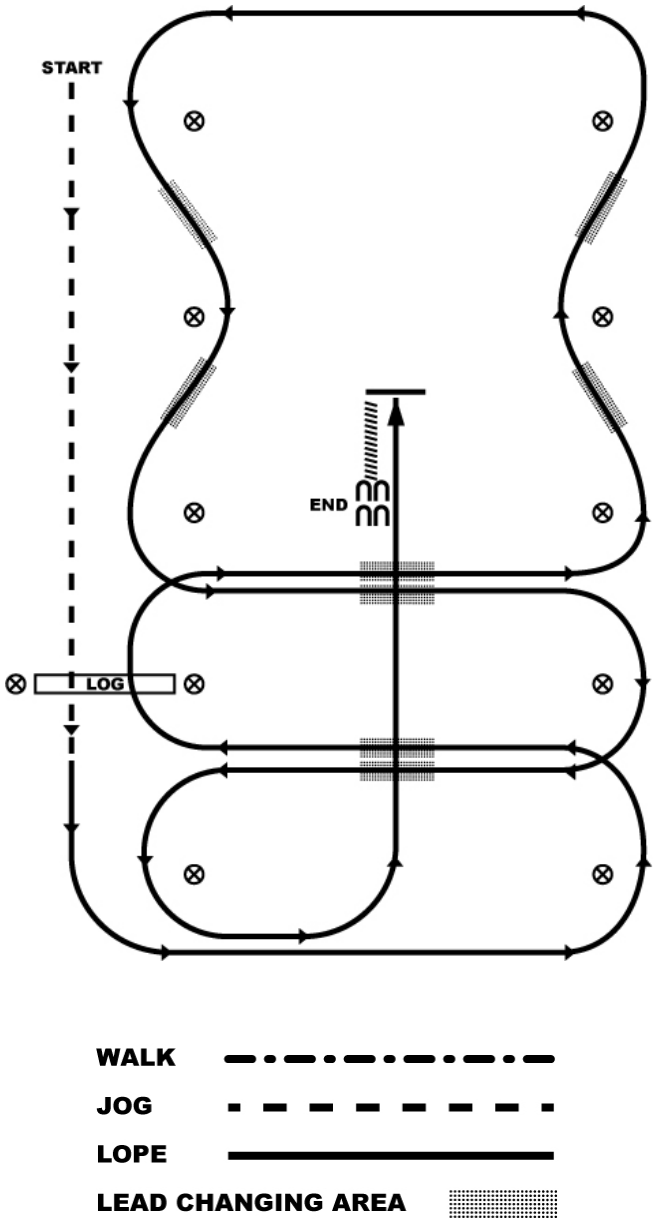

1. Walk, transition to jog, jog over log
2. Transition to left lead and lope
3. First crossing change
4. Lope over log
5. Second crossing change
6. First line change
7. Second line change
8. Third line change
9. Fourth line change
10. Third crossing change
11. Fourth crossing change
12. Lope up the center, stop and back

© USEF 2026

PATTERN IV

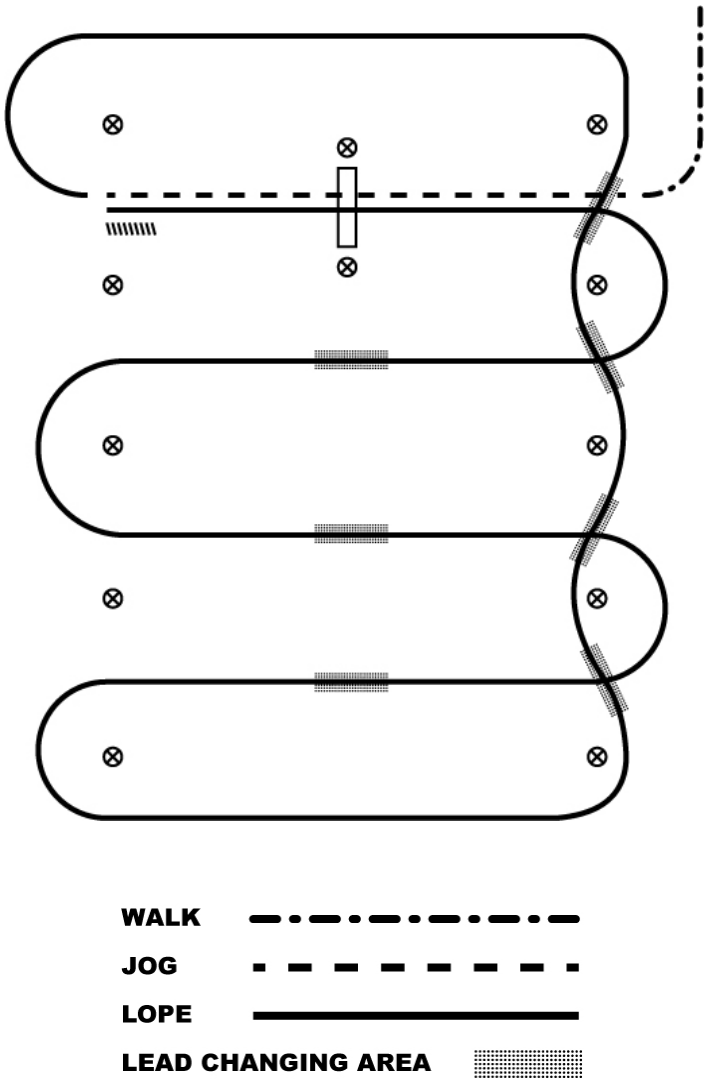

1. Walk, transition to jog, jog over log
2. Transition to right lead and lope
3. First line change
4. Second line change
5. Third line change
6. Fourth line change
7. First crossing change
8. Second crossing change
9. Third crossing change
10. Lope over log
11. Lope, stop and back

© USEF 2026

WS133 Scoring

Scoring will be on a basis of 0-100 with 70 denoting an average performance. Scoring guidelines to be considered: points will be added or subtracted from the maneuvers on the following basis, ranging from plus 11/2 to minus 1 1/2; –1 1/2 extremely poor, – 1/2 poor, 0 average, +1/2 good, +1 very good, +1 1/2 excellent. Maneuver scores are to be determined independently of penalty points.

WS134 Penalties

An exhibitor shall be penalized for:

1. Five Points
   a. Out of lead beyond the next designated area (note: failures to change, including cross-cantering. Two consecutive failures to change would result in two five-point penalties)
   b. Blatant disobedience including kicking out, biting and bucking
2. Three Points
   a. Not performing the specific gait (jog or lope) or stopping when called for in the pattern, within 10 feet of the designated area
   b. Break of gait at the lope
   c. Simple change of leads
   d. Out of lead at or before the marker prior to the designated change or area or out of lead at or after the marker after the designated change area
   e. Additional lead changes anywhere in pattern (except when correcting an extra change or incorrect lead)
   f. In pattern one and three failure to start the lope within 30 feet after crossing the log at the jog
   g. Break of gait at walk or jog for more than two strides
3. One Point
   a. Break of gait at walk or jog up to two strides
   b. Hitting or rolling log
   c. Out of lead more than one stride either side of the center point and between the markers
   d. Splitting the log (log between the two front or two hind feet) at the lope
4. One-Half Point
   a. Tick or light touch of log
   b. Hind legs skipping or coming together during lead change
   c. Non-simultaneous lead change (Front to hind or hind to front)
5. Disqualified—0 Score
   a. Prohibited equipment
   b. Willful abuse
   c. Off course
   d. Knocking over markers
   e. Completely missing log
   f. Major refusal—stop and back more than 2 strides or 4 steps with front legs
   g. Major disobedience—rearing, schooling
   h. Failure to start lope prior to end cone in patterns #1 and #3
   i. Four or more simple lead changes and/or failures to change leads
6. Credits
   a. Changes of leads, hind and front simultaneously
   b. Change of lead near the center point of the lead change area
   c. Accurate and smooth pattern
   d. Even pace throughout
   e. Easy to guide and control with rein and leg
   f. Manners and disposition
   g. Conformation and fitness

© USEF 2026

WS135 Off pattern

A horse that goes off pattern is disqualified. Off pattern is any of the following: An incomplete pattern, incorrect order of maneuvers, knocking over markers, passing wrong side of marker or missing the log.

WS136 Faults

1. The following characteristics are considered faults and should be judged accordingly:
    a. Opening mouth excessively or raising head on maneuvers.
    b. Anticipating signals or early lead changes.
    c. Stumbling.
    d. Any unnecessary aid given by the rider, such as: unnecessary talking, petting, spurring, quirting, or jerking of the reins.

WS137 Class Specifications

To be judged on performance with emphasis on manners 70%; appointments, equipment, neatness (silver not to count) 10%; conformation 20%. Horses to shown in standard Western equipment.

SUBCHAPTER WS-6 RANCH SECTION

WS138 General Rules

1. Tack/equipment

    Refer to WS105 for Tack and Equipment rules except as seen below

    a. In Ranch classes involving Cows, the use of shin, bell boots, and/or protective bandages on the front legs and standard sliding or rundown boots on the rear fetlocks are permitted
    b. Braiding or banding of the mane is prohibited
    c. Tail extensions are prohibited
    d. Silver on bridles and saddles is discouraged
    e. Trimming of bridle path, fetlocks, facial hair, and ears is permitted but a horse left in a natural state will not be penalized.
    f. Clear Hoof Polish is permitted
    g. Tongue Tying is prohibited
    h. Competitors are encouraged to use a breast collar and a rear cinch
    i. Romal reins are allowed in all classes, including Ranch Cutting. When riding with a romal, a get down rope may be used. A get down rope is defined as a small rope tied around the neck of the horse with a bowline or other non-slip knot and run back to the exhibitor or tied to the saddle. The get down can be used to lead, ground tie, or tie the horse. A get down rope may also be attached to a bosilito defined as a noseband typically of braided rawhide used with a headstall or hanger and worn under the bridle. The diameter of the noseband is ¼ inch or less.

2. Attire

    Refer to WS104 for Attire rules

3. Class definitions

    a. Open: Open to all exhibitors
    b. Junior Exhibitor: See GR128 for age definition
    c. Adult (senior): See GR101 for age definition
    d. Amateur: See GR105 and GR106 for age definition and eligibility rules
    e. Green Horse: Horse must not have been shown in any ranch class in any prior year (this includes showing in a snaffle bit or hackamore). The horse may be shown using one or two handed with any permissible bit but may not switch back and forth upon entering the arena.
    f. Green Exhibitor: Open to any exhibitor who has not trained a ranch horse for remuneration, has not won a World, Reserve World, Grand National or Reserve Grand National title in a ranch class. The exhibitor does

not have to own the horse being shown. The horse may be shown multiple times with different exhibitors but is limited to being shown 3 times per class. An exhibitor may show either one or two handed with any permissible bit but may not switch back and forth upon entering the arena. Entry may execute either a flying lead change or a simple lead change. The intent is to have an introductory class for new ranch exhibitors. Classes may be subdivided by age of exhibitor status (Open/Amateur/Non-Pro) if desired by Show Management.

g. Non-Pro: A Non- Pro is defined as a person who has not received direct (money) or indirect (goods or services) remuneration for training or showing astride in any equine discipline or giving instruction on showing or training of a performance horse. An exhibitor may be of any age and the exhibitor does not have to own the horse being shown.

4. Horse/Class restrictions
   a. There is no restriction on the number of horses an exhibitor may show in a class
   b. No horse may be shown more than once per class in Ranch classes except for Green Exhibitor classes, see WS138.3f.
   c. All horses may be shown in one class (ie. Stallion, mares, and geldings).
   d. Substitution of exhibitors: Competition management may only allow substitutions in the case of injury.
   e. The exhibitor in a championship class does not have to be the same as the exhibitor in the qualifying class, with the exception of Recognized Affiliate or Federation championship, final, or world competition where the exhibitor must be the same.
   f. Horses may be shown one-handed in a bridle or two-handed in a Hackamore or Western Snaffle reins in any Ranch Class regardless of age
      1. Exception: see breed chapter for breed restricted classes
   g. No time outs are permitted within Ranch classes.
   h. Age (horse) restricted classes are allowed.
   i. Horses must be three (3) years or older to show in Ranch classes
   j. Green Exhibitor and Green Horse classes may be run concurrently
   k. Touching or holding the saddle horn with either hand must not be penalized in any class.
5. Order of Go Process
   a. The order of go will be drawn in a random manner (computer/electronically)
      1. Exhibitors with multiple horses will not be shown back- to- back where the total number of horses entered permits. When the number of horses in a class permits, exhibitors with multiple horses must be drawn with a minimum of two (2) horses between runs.
      2. No horse is permitted to perform as the first horse in more than one class (go-around/section) per competition unless there are more classes than horses. The number drawn will be that exhibitors order of go. No changes with the exception of extraordinary circumstance as determined by the judge(s) and steward(s).
   b. The order of go will be posted at least one (1) hour before the start of the class.
   c. When specified patterns are required, patterns for each class must be posted at least one (1) hour prior to the start of the class. The posted pattern is to be followed unless a change becomes necessary due to safety reasons. If a pattern or course is posted and publicly announced and there is a discrepancy between the posted and the announced pattern, the posted pattern is to be followed.
   d. The use of video footage for Judge's review is permitted when available.
6. Scoring Process

   SCORING SYSTEM: Unless otherwise listed for a specific class, each horse/exhibitor team is scored between 0-100 points and automatically begins the run with a score of 70 points. The horse/exhibitor team is scored on the quality of each maneuver (e.g. -1 1/2 extremely poor, -1 very poor, -1/2 poor, 0 correct, + 1/2 good, +1 very good, and +1 1/2 excellent). Plusses and minuses are a reflection of the smoothness, finesse, attitude, quickness, and authority of the horse/exhibitor team when performing the various maneuvers. Maneuver scores are to be determined and assessed independently of penalty points.
7. Licensed Officials

   A Federation licensed Arabian, Morgan/Roadster/Saddlebred, or Western judge must officiate Ranch classes. A judge licensed by the National Reining Horse Association (NRHA), National Reined Cow Horse Cow Horse Association (NRCHA), or judges licensed in a non-affiliated breed for western classes (i.e. AQHA, APHA, ApHC, etc.) may officiate Ranch classes with a Guest Card.
      A. Exception: See MO201 for Morgan working western requirements.
8. Shoeing regulations

a. A single pad per hoof is only permitted for therapeutic reasons.
b. See breed chapter for shoeing regulations regarding breed restricted classes

9. Gaits

In all gaits, movement of the ranch horse should simulate a horse needing to cover long distances, softly and quietly, like that of a working ranch horse with a natural topline and a bright, attentive expression, as a representation of their breed and conformation as a working ranch horse. The following terminology applies:

a. Walk-The walk is a natural, flat footed, four-beat gait. The gait is rhythmic and ground-covering. As in all gaits, the horse should display a natural topline with a bright, attentive expression.
b. Trot- The trot is a natural two-beat gait demonstrating more forward motion than the western jog.
c. Extended Trot- The extended trot is an obvious lengthening of the stride with a definite increase in pace. The horse should be moving in a manner as if it were covering a large area on a ranch with an above level topline. Posting at the extended trot is acceptable.
d. Lope- The lope is a three-beat gait. The lope should be relaxed and smooth with a natural, forward moving stride.
e. Extended Lope- The extended lope is not a run or a race but should be an obvious lengthening of the stride, demonstrating a forward, working speed. The horse should display a natural topline with a bright, attentive expression.

WS139 Ranch Horse Riding

1. Eligibility

a. The purpose of the ranch riding class is to measure the ability of the horse to be a pleasure to ride while being used as a means of conveyance from performing one ranch task to another. The horse should reflect the versatility, attitude, and movement of a working ranch horse riding outside the confines of an arena. The horse should be well-trained, relaxed, quiet, soft, and cadenced at all gaits. The ideal ranch horse will travel with forward movement and demonstrate an obvious lengthening of stride at extended gaits. The horse can be ridden with light contact or on a relatively loose rein without requiring undue restraint, but not show on a full drape of reins. The overall manners and responsiveness of the ranch riding horse to make timely transitions in a smooth and correct manner, as well as the quality of the movement are of primary considerations. The ideal ranch riding horse shall have a natural head carriage at each gait.

b. Open to horses three (3) years of age or older. Classes may be restricted to junior exhibitor, senior, amateur, or held as all-age open division.

2. Class Specifications

a. Each horse will work individually, performing both required and optional maneuvers, and scored on the basis of 0 to 100, with 70 denoting an average performance. Each maneuver will receive a score that should be added or subtracted from 70 and is subject to a penalty that should be subtracted. Each maneuver will be scored on the following basis, ranging from plus 1 1/2 to minus 1 1/2.: -1 1/2 extremely poor, -1 very poor, -1/2 poor, 0 correct, +1/2 good, + 1 very good, + 1 1/2 excellent. Maneuver scores are to be determined and assessed independently of penalty points.

b. The required maneuvers will include the walk, trot, and lope both directions and the extended trot and extended lope at least one direction, as well as stops and back.

c. Three optional maneuvers may include a side pass, turns of 360 degrees or more, change of lead (simple or flying), walk, trot, or lope over a pole(s); or some reasonable combination of maneuvers that would be reasonable for a ranch horse to perform.

d. The maneuvers may be arranged in various combinations with final approval by the judge.

e. The overall cadence and performance of the gaits should be as those described in WS141 Gaits, with an emphasis on forward movement, free-flowing, and ground covering for all gaits. Transitions should be performed where designated, with smoothness and responsiveness.

f. One of the suggested patterns may be used (found on the Federation website), however a judge may utilize a different pattern, as long as all required maneuvers and the three (or more) optional maneuvers are included. Should a judge use one of their own patterns, it is recommended to not have the stop following an extended lope.

3. Conduct
    a. There is no time limit.
    b. The use of natural logs is encouraged.
    c. Posting or standing in the stirrups at the extended trot is acceptable.
4. Penalties
    a. A contestant must be penalized each time the following occur:
        1. One (1) point penalties:
            a. Too slow/per gait
            b. Over-Bridled
            c. Out of Frame
            d. Break of gait at walk or trot for two (2) strides or less
            e. Splitting log or rail at lope
        2. Three (3) point penalties:
            a. Break of gait at walk or trot for more than two (2) strides
            b. Break of gait at lope; wrong lead or out of lead
            c. Excessive draped reins
            d. Severe disturbance of any obstacle
            e. Out of lead for more than 2 strides when changing leads
            f. Trotting more than three strides when making a simple lead change
        3. Five (5) point penalties:
            a. Blatant disobedience (kick, bite, buck, rear, etc.) for each refusal
        4. Ten (10) point penalties:
            a. Off Pattern, including: eliminates or adds maneuver, incomplete maneuver, and wrong sequence
        5. Zero (0) score:
            a. Prohibited equipment including, but not limited to, hoof black, braided or banded manes, or tail extensions
            b. Willful abuse
            c. Major disobedience or schooling
            d. Lameness
            e. More than one finger between split reins or any fingers between romal reins
        6. No specific penalties will be incurred for nicks/hits on logs or rails but deduction may be made in maneuver score.
        7. No specific penalties will be incurred for over/under spins but deduction may be made in maneuver score.

WS140 Ranch Horse Cow Work

1. General Information
    a. The ideal Ranch horse must also be a cow horse and this class demonstrates and measures the horse's ability to do cow work. In addition, the ideal ranch cow horse should have a natural ranch horse appearance from head to tail in each maneuver. Holding the saddle horn is permitted.
    b. There is a time limit per horse/exhibitor team to perform the work and the time begins when the gate closes behind the cow after being let into the area. If the time has not elapsed and the judge is satisfied that all requirements of the class have been met, the judge should blow the whistle for the exhibitor to cease work.
    c. The judge may blow a whistle at any time for the exhibitor to cease work for safety reasons.
    d. Judges will give credit for what they have seen.
    e. Only the judge may award a new cow to a contestant to replace a cow that will not honor a horse. If the judge awards a new cow, the exhibitor has the option to refuse the new cow by continuing to work. If the exhibitor accepts the new cow, the time for working the cow will start over. If the exhibitor intends to accept the new cow, the exhibitor must pull up immediately.
    f. When multiple judges are scoring, any one of the judges may terminate the work or signal for a new cow.

g. Exhibitors in the Ranch Horse Cow Work cannot compete in both the Ranch Horse Cow Work, Reined Cow Horse or Working Cow Horse class at the same show with the same horse. However, exhibitors may cross-enter Ranch Horse Cow Work and Limited Reined Cow Horse Classes.

2. Conduct

a. Exhibitors in Ranch Horse Cow Work are allotted one minute and thirty seconds to complete the work. The announcer will announce when there are thirty seconds remaining. At one minute and thirty seconds, the announcer will call for time. Exhibitors are not required to use all of the allotted time, but must ride until the judge whistles the end of the run or time expires, whichever occurs first. There are four parts to the work: boxing the cow; setting up the cow and driving it down the fence to the opposite end of the arena; boxing the cow at the opposite end of the arena; and, then driving the cow past the middle marker again. There is no expectation that the exhibitor will make a “fence turn,” rather the drive down the fence demonstrates correct position and control around the corner.

1. Part One- Boxing the Cow: The exhibitor shall ride into the arena, face the cattle entry gate, and signal for their cow to be turned into the arena. The cow shall be controlled on the entry end of the arena for a sufficient amount of time to demonstrate the horse’s ability to “hold” the cow. If the cow does not immediately challenge the horse, the exhibitor shall aggressively move in on the cow to demonstrate the horse’s ability to drive and block the cow.
2. Part Two- Set Up Cow and Drive Down Fence to Opposite End of the Arena: After the cow has been controlled on the entry end of the arena, the exhibitor shall set the cow up for driving down the side of the arena. When coming out of the corner, the horse shall be close enough to the cow to demonstrate control with the cow against the fence. This distance and control should be maintained for approximately ½ to ¾ the length of the arena. The exhibitor will then stop and release the cow and move the horse toward the center of the arena to set the cow up for boxing on the opposite end of the arena.
3. Part Three- Boxing the Cow at Opposite End of Arena: The exhibitor will regain control or “hold” the cow at end of the arena to demonstrate the horse’s ability to “hold” the cow.
4. Part Four- Drive the Cow Back Down the Fence: Past the middle marker and continue until the judge blows the whistle to show completion. The cow should be driven back down the same side of the fence.

b. Credits and Penalties

1. All runs begin upon entering the pen; any infractions (such as two hands on the reins, using either hand to instill fear or praise, etc.) are subject to penalty at that time.
2. During the “Boxing” portion of the run, credit will be given for the horse’s expression and its “cow sense” (i.e. making moves with little exhibitor assistance); holding, controlling, and turning the cow; the amount of work actually done; and the degree of difficulty of the work.
3. Credit will be given during the “Set Up Cow and Drive Down Fence” for rating the cow; blocking the cow with pressure towards the end of the arena; driving the cow with control down the side of the arena; and controlling a difficult cow.
4. Penalties will be assessed as follows:
   i. One (1) Point Penalties:
      1. Over-bridled (per maneuver)
      2. Out of frame (per maneuver)
      3. Loss of working advantage
      4. Driving cow down the opposite fence (changing sides)
      5. Working out of position
      6. Slipping rein
      7. Failure to drive cow past the middle marker on second drive before time expired
   ii. Three (3) Point Penalties:
      1. Knocking down the cow without having a working advantage
      2. Losing a cow while boxing
   iii. Five (5) Point Penalties:
      1. Spurring in front of the cinch
      2. Blatant disobedience
      3. Use of either hand to instill fear or praise
   iv. Ten (10) Pont Penalties:
      1. Unnatural ranch horse appearance (Horse’s tail is obvious and consistently carried in an unnatural manner in every maneuver)
      2. Off Pattern
   v. Zero (0) Score:
      1. Turning tail

2. Repeated blatant disobedience
3. Schooling after entering the arena prior to calling for cow
4. Schooling horse between cows if new cow is awarded
5. Use of two hands (except for junior horses 5 years and under in snaffle bit/hackamore)
6. More than one finger between split reins or any fingers between romal reins
7. Improper western attire
8. Fall of horse/rider
9. Failure to attempt any part of the class

vi. No score

1. Lameness: Abuse; Prohibited equipment
2. Disrespect or misconduct
3. Leaving arena before run is complete

WS141 Ranch Horse Rail Pleasure

1. General Information
   a. The ranch horse rail pleasure class measures the ability of the horse to be a pleasure to ride while being used as a means of conveyance from one ranch task to another and should reflect the versatility, attitude, and movement of a working horse. The horse should be well-broke, relaxed, quiet, soft, and cadenced at all gaits. The horse should be ridden on a relatively loose rein with light contact and without requiring undue restraint. The horse should be responsive to the exhibitor and make timely transitions in a smooth and correct manner. The horse should be soft and quiet in the bridle and yield to contact from the rein. The ideal ranch rail pleasure horse should have a natural head carriage comfortable for the horse at each gait.
   b. In all gaits, movements of the ranch rail pleasure horse should simulate a horse needing to cover long distances, softly and quietly, like that of a working ranch horse.
   c. This class should show the horse's ability to work at a forward, working speed while under control by the exhibitor. Light contact should be rewarded and horse must not be shown on a full drape of reins. The overall manners and responsiveness of the horse while performing the maneuver requirements and the horse's quality of movement are the primary considerations.
2. Eligibility
   a. Open to horses three (3) years of age or older. Classes may be restricted to junior exhibitor, senior, amateur, or held as all-age open division.
   b. Horses may cross-enter with any other pleasure class at the same competition.
3. Class Specifications
   a. Horses to enter at walk or trot in either direction at discretion of the judge. Entries will be worked both directions of the ring at all qualifying gaits. The overall manners and responsiveness of the horse while performing the requirements and the horse's quality of movement are the primary considerations.
   b. Part of the evaluation of this class is on smoothness of transitions. A horse may be collected from the extended trot as the horse moves into the lope. The transition from the extended lope down to the trot is a transition to the seated trot, not the extended trot. Therefore, an extra cue to achieve this gait is expected. Horses that complete this total transition within three (3) strides calmly and obediently should be rewarded. Horses that attempt to stop or do stop prior to trotting will be penalized.
   c. Judges expect to see horses that have been trained to respond to cues and when cues are applied correctly, it could be a credit earning situation.
   d. A ranch horse should be willingly guided or controlled with little or no apparent resistance. Any movement on their own must be considered a lack of control.
   e. This class is intended as a rail class but individuals working off the rail will not be penalized, and exhibitors are encouraged to use adequate space given the extension of gaits required.
4. Penalties
   a. An exhibitor must be penalized for:
      i. Too slow a gait
      ii. Over-bridled
      iii. Out of frame
      iv. Break of gait
      v. Wrong lead, out of lead, or cross-cantering
      vi. Draped reins
      vii. Trotting more than two strides when taking lead

viii. Blatant disobedience (kick, bite, buck, rear, etc.)
ix. Schooling
x. Spurring in front of cinch
xi. Use of either hand to instill fear/ praise

b. A disqualification will be given for Lameness

WS142 Ranch Horse Trail

1. General Information
    a. The Ranch Trail class should test the horse's ability to cope with situations encountered while being ridden through a pattern of obstacles generally found during the course of everyday ranch work. The horse/exhibitor team is judged on the correctness, efficiency, and pattern accuracy with which the obstacles are negotiated, and the attitude and mannerisms exhibited by the horse. Judging emphasis is on identifying the well broke, responsive, and well-mannered horse which can correctly navigate and negotiate the course. The ideal ranch trail horse should have a natural appearance from head to tail in all maneuvers.
    b. When ground-tying with split reins, one or both reins may be dropped, romal reins may be loosely draped over the horse when used with or without a get-down rope. Hobbles are allowed.
2. Conduct
    a. The trail course should be posted at least one (1) hour prior to competition. Printed handouts for the exhibitors are helpful and encouraged.
    b. The ranch trail course will include no less than six and no more than ten (10) obstacles. The horse must be asked to walk, trot, and lope during the course. Walk can be part of the obstacle score or be scored with the approaching obstacle. Trot must cover at least 35 feet and be scored with the approaching obstacle. Lope must be lead-specific in the pattern, at least 50 feet and scored with approaching obstacle. Care must be exercised to avoid setting up any obstacles that may be hazardous to the horse or exhibitor. The course must be designed using the mandatory obstacles and maneuvers plus optional obstacles. Combining two or more of the obstacles is acceptable.
    c. When setting courses, management will be mindful not to trap a horse/exhibitor team or eliminate it by making an obstacle overly difficult. All courses and obstacles should be constructed with safety in mind so as to reduce the risk for accidents. Show committee will have the option of setting up the course to best fit the arena conditions. An outdoor course is encouraged wherever available with appropriate terrain. Each single-performance event can be time consuming, especially with large classes, so it is imperative that time restrictions are placed on the class. The show committee, either through a pilot run or estimation, shall select a course that has continuous and positive flow that can be negotiated in four (4) minutes or less.
    d. If mounting/dismounting is required in the pattern, a safe mounting step must be provided. Use of a ground tie maneuver in a pattern is only to be used if there is an appropriate arena enclosure. Use of livestock (cattle, sheep, goats) is allowed but only where there is appropriate livestock containment equipment.
    e. The judge or judges must walk the course and should alter the course if it is not in keeping with the intent of the class. Judges may remove or change any obstacles they deem unsafe, unnavigable, or unnecessarily difficult. Any time a trail obstacle becomes unsafe during a class it shall be repaired or removed from the course. If the obstacle cannot be repaired and some horses have completed the course, the score for that obstacle shall be deducted from all previous draws in that class.
3. Eligibility
    a. Open to horses three (3) years of age or older. Classes may be restricted to junior exhibitor, senior, amateur, or held as all-age open division.
    b. Horses may cross-enter with any other Trail class at the same show.
4. Class Specifications
    a. All entries will be judged upon entering the arena and any infractions are subject to penalty at that time. The exhibitor has the option of eliminating any obstacle in the pattern; however, this will result in being "off pattern" (OP) and the horse/exhibitor team may not place above others who have completed the pattern entirely. A judge may ask a horse to pass on an obstacle after three (3) refusals or at any time for safety concerns.
    b. Each horse will work individually, performing both required and optional maneuvers, and scored on the basis of 0 to 100, with 70 denoting an average performance. Each maneuver will receive a score that should be added or subtracted from 70 and is subject to a penalty that should be subtracted.

c. Each maneuver will be scored on the following basis, ranging from plus 1 1/2 to minus 1 1/2.: -1 1/2 extremely poor, -1 very poor, -1/2 poor, 0 correct, +1/2 good, + 1 very good, + 1 1/2 excellent. Maneuver scores are to be determined and assessed independently of penalty points.

5. Credits and Penalties
   a. Credit is given to horse/exhibitor teams who negotiate the obstacles correctly and efficiently. Horses should receive credit for showing attentiveness to obstacles and ability to negotiate through the course when the obstacles warrant it while willingly responding to exhibitor's cues on more difficult obstacles. Quality of movement and cadence should be considered part of the maneuver score for the obstacle.
   b. Exhibitors will not be penalized for touching/holding the saddle horn during extended gaits (extended trot, extended lope) or while working obstacles where exhibitor safety is a concern.
   c. Penalties are assessed as follows:
      i. One (1) Point Penalties:
         a. Over-bridled (per maneuver);
         b. Out of frame (per maneuver);
         c. Each hit, bite, or stepping on a log or rail, cone, plant, or any component of the obstacle;
         d. Incorrect or break of gait at walk or trot for two (2) strides or less;
         e. Both front or hind feet in a single-stride slot or space at a walk or trot;
         f. Skipping over or failing to step into required space;
         g. Split pole in lope-over; incorrect number of strides, if specified;
         h. One (1) or two (2) steps on mount/dismount or ground tie except shifting to balance;
      ii) Three (3) Point Penalties:
         a. Wrong lead or out of lead;
         b. Draped reins;
         c. Break of gait at lope;
         d. Break of gait at walk or trot for more than two (2) strides;
         e. Three to four steps on mount/dismount or ground tie;
      iii) Five (5) Point Penalties:
         a. Spurring in front of cinch;
         b. Blatant disobedience;
         c. Use of either hand to instill fear/praise;
         d. Knocking over, stepping out of, or falling off an obstacle;
         e. Dropping an object required to be carried;
         f. 1st or 2nd cumulative refusal;
         g. Letting go of gate;
         h. Five (5) or more steps on mount/dismount or ground tie;
      iv) Ten (10) Point Penalties:
         a. Unnatural ranch horse appearance (Horse's tail is obviously and consistently carried in an unnatural manner in every maneuver);
         b. Off pattern (eliminates or adds a maneuver, incomplete maneuver, failure to complete pattern as written);
         c. Failure to open and shut gate or failure to complete gate;
         d. 3rd refusal;
         e. Failure to dally and remain dallied.
      v) Zero (0) Score:
         a. Repeated blatant disobedience;
         b. More than one (1) finger between split reins or any fingers between romal reins;
         c. Use of two (2) hands (except for junior horses five (5) years and under in snaffle bit/hackamore);
      vi) Disqualification (DQ):
         a. Lameness;
         b. Abuse;
         c. Leaving working area before the pattern is complete;
         d. Prohibited equipment;
         e. Disrespect or misconduct;
         f. Improper Western attire;
         g. Fall of horse/exhibitor;

h. Mandatory obstacles and maneuvers.
   a) Ride over obstacles on the ground (usually logs or rails). Walk, trot, or lope may be used, but only one gait is required.

i) Walk-overs: Walk over no more than five (5) logs or rails no more than ten (10) inches high and spacing between 26 to 30 inches. The formation may be straight, curved, zig-zagged, or raised.
ii) Trot-overs: Trot over no more than five (5) logs or rails no more than ten (10) inches high. The space between logs or rails/poles should be 36 to 42 inches. The formation can also be straight, curved, zigzagged, or raised.
iii) Lope-overs: Lope over no more than five (5) logs or rails no more than ten (10) inches high. The space between logs or rails should be six (6) to seven (7) feet. The formation can also be straight, curved, zigzagged, or raised.

b) Opening, passing through, and closing a gate: Use a gate that will not endanger horse or exhibitor and requires minimum side passing.
c) Ride over wooden bridge: Bridge should be sturdy, safe, and negotiated at a walk only. Heavy plywood lying flat on the ground is an acceptable simulation of a bridge. Suggested minimum width shall be 36 inches wide and at least six (6) feet long.
d) Backing obstacles: Backing obstacles are to be spaced at a minimum of 28 inches. If elevated, 30 inch spacing is required. Back through and around at least three markers. Back through L, V, U, or straight or similarly shaped course which may be elevated no more than 24 inches.
e) Side-pass obstacle: Any object which is safe and of any length may be used to demonstrate responsiveness of the horse to leg signals. Raised side-pass obstacles should not exceed 12 inches.
f) Drag an object: For Open and Amateur classes ONLY. The drag is not to be used in Junior exhibitor classes. Drag may be a complete figure-eight or another shape and may begin in either direction. The exhibitor must have the rope dallied on the saddle horn (half or full dally) for the duration of the drag.

i. Optional Obstacles
a) A jump obstacle whose center height is not less than 14 inches high or more than 24 inches high. Holding the saddle horn is permissible for this obstacle
b) A live or stuffed animal which would normally be encountered in an outdoor setting may be used but not to be used in an attempt to spook a horse
c) Carry object from one part of the arena to another
d) Remove and replace materials from a mailbox
e) Trot through cones spaced a minimum of 6 feet apart
f) Cross natural ditches or ride up embankments
g) Swing rope or throw rope at a dummy steer head
h) Step in and out of obstacle
i) Put on slicker or coat
j) Stand to mount with mounting block
k) Walk through water obstacle
l) Open gate on foot
m) Pick up feet
n) Walk through brush
o) Ground tie (Hobbles are allowed)
p) Rocking or moving bridges with a 2-inch maximum rocker/lift centered under the bridge

j. Prohibited Obstacles
a) Tarps
b) Water obstacles with slick bottoms or a water box with floating or moving parts
c) PVC pipe used as a jump or walk-over
d) Tires
e) Flames, dry ice, fire extinguisher, etc.
f) Logs or rails elevated in a manner that permits such to roll in a dangerous manner

BOD 06/17/2025 Effective 12/01/2025

WS143 Ranch Reining

1. General Information
   a. The ranch reining class measures the ability of the ranch horse to perform basic handling maneuvers with a natural head carriage in a forward-looking manner.
   b. The ideal Ranch Reining horse should have a natural ranch horse appearance from head to tail in each maneuver.

2. Eligibility
    a. Open to horses three (3) years of age or older. Classes may be restricted to junior exhibitor, senior, amateur, or held as all-age open division.
    b. Show Management has the discretion to prohibit the cross-entering of Ranch Reining with Reining by the same horse/exhibitor combination at their show, but the prohibition must be clearly stated in the prize list.
3. Class Specifications
    a. Horses will be shown individually. All runs begin upon entering the pen and any infractions are subject to penalty at that time such as two hands on the reins (except for junior horses five (5) years & under wearing snaffle bit or hackamore), using either hand to instill fear or praise, etc.
    b. Patterns may be chosen from any of the ranch reining patterns found in the Versatility Ranch Horse (VRH) section of the AQHA Handbook.
4. Credits and Penalties
    a. To rein a horse is not only to guide them but also to control their every movement. The best reined horse should be willingly guided or controlled with little or no apparent resistance and dictated to completely.
    b. Any movement on their own must be considered a lack of control. All deviations from the exact written pattern must be considered a lack of, or temporary, loss of control; and, therefore, a fault that must be marked down according to severity of deviation.
    c. The horse/exhibitor team's overall performance should be credited for smoothness, finesse, attitude, quickness, and authority of performing various maneuvers while using controlled speed which raises the degree of difficulty and makes the horse/exhibitor team more exciting and a pleasure to watch.
    d. Penalties
        i. One-half (1/2) Point Penalties: Starting a circle or exiting a roll-back at a trot for up to two (2) strides; Delayed change of lead by one stride where the lead change is required by the pattern description; Failure to remain a minimum of twenty feet from the wall or fence when approaching a stop and/or rollback; Over-spin or under-spin up to 1/8 turn.
        ii. One (1) Point Penalties: Over-bridled (per maneuver); Out of frame (per maneuver); Out of lead in the circles, figure eights, or around the end of the arena (this penalty is cumulative and will be deducted for each quarter of a circle the horse is out of lead); Over- or under-spinning 1/8 to 1/4 turn; Slipping rein.
        iii. Two (2) Point Penalties: Break of gait; Freeze up in spins or roll-backs; Failure to stop or walk before executing a lope departure on trot-in patterns; Failure to be in a lope prior to the first marker on run-in patterns; Failure to completely pass the specified marker before initiating a stop position; Trotting beyond two strides, but less than 1/2 circle or 1/2 length of the arena.
        iv. Five (5) Point Penalties: Spurring in front of cinch; Blatant disobedience; Use of either hand to instill fear/praise; Use of two hands per maneuver (Excess rein may be straightened anytime during the pattern, provided the exhibitors' free hand remains behind the rein hand. Any attempt to alter tension or length of the reins from the bridle to the rein hand is considered use of two hand and a 5-point penalty will be applied); More than one (1) finger between split reins or any fingers between romal reins per maneuver.
        v. Ten (10) Point Penalties: Unnatural ranch horse appearance (Horse's tail is obvious and consistently carried in an unnatural manner in every maneuver); Off pattern; Inclusion of maneuver (e.g., over or under-spinning, backing more than two (2) strides, etc.).
        vi. Zero (0) Score: Leaving arena before pattern is complete; Repeated blatant disobedience.
        vii. No Score: Lameness; Abuse; Prohibited equipment; Disrespect or misconduct; Improper western attire; Fall of horse and/or exhibitor.

WS144 Ranch Working Cow

1. General Information
    a. The ideal Ranch horse must also be a cow horse and this class demonstrates and measures the horse's ability to do cow work. In addition, the ideal ranch cow horse should have a natural ranch horse appearance from head to tail in each maneuver.
    b. Holding the saddle horn is permitted.
2. Conduct

a. There is a time limit per horse/exhibitor team to perform the work and the time begins when the cow is turned into the arena. If the time has not elapsed and the judge is satisfied that all requirements of the class have been met, the judge should blow the whistle for the exhibitor to cease work.
b. The judge may blow a whistle at any time for the exhibitor to cease work for safety reasons. Only the judge may award a new cow to an exhibitor to replace a cow that will not honor a horse. One whistle will terminate the work, two whistles will award a new cow.
    i. If the judge awards a new cow, the exhibitor has the option to refuse the new cow by continuing to work.
    ii. If the exhibitor accepts the new cow, the time for working the cow will start over. If the exhibitor intends to accept the new cow, the exhibitor must pull up immediately.
    iii. When multiple judges are scoring, any one of the judges may terminate the work or signal for a new cow.
    iv. Judges will give credit for what they have seen.
c. Exhibitors in the Ranch Working Cow must not compete in both the Ranch Working Cow and the Ranch Horse Cow Work or Limited Reined Cow Horse at the same show on the same horse. However, exhibitors may cross enter Ranch Working Cow and Working Cow Horse and Reined Cow Horse.

3. Class Specifications: Exhibitors in the open~~,~~ amateur, and Junior exhibitor divisions are allotted three (3) minutes to complete the work. The announcer will announce when there is one (1) minute remaining. At three (3) minutes, the announcer will call for time. There are three (3) parts to the class: boxing, fence work and roping or circling.
    a. Part One – Boxing the Cow: The exhibitor will ride into the arena, face the cattle entry gate and signal for their cow to be turned into the arena. The cow must be controlled on the entry end of the arena for a sufficient amount of time to demonstrate the horse's ability to hold the cow. If the cow does not immediately challenge the horse, the exhibitor must aggressively move in on the cow to demonstrate their horse's ability to drive and block the cow on the entry fence.
    b. Part Two – Fence Work: After the cow has been controlled on the entry end of the arena, the rider shall set the cow up and drive it down either side of the arena. The cow should be turned on the fence at least once in each direction. The first run out for a turn shall be past the half-way mark of the arena. All turns down the side shall be completed before reaching the end of the fence.
    c. Part Three – Roping or Circling: The amateur and junior exhibitor has the option of circling the cow in the middle of the arena in both directions in lieu of roping. An amateur or junior exhibitor may circle or rope the cow but cannot combine the two to get credit for this portion of the run. Open exhibitors must rope the cow.
        i. To rope the cow, the exhibitor must be carrying a rope when the run starts. The exhibitor may pull up after the fence work, take down the rope and proceed to rope and stop the cow.
        ii. In the roping portion of the class, two (2) throws are permitted and the horse will be judged on two (2) maneuvers: tracking/rating and stopping the cow. It is not necessary that the exhibitor catch to receive a score in the roping portion. The catch is permitted so long as the cow looks through the loop and the rope pulls tight on any part of the animal's body except the tail. The rope may be tied or dallied. If exhibitor does not catch, the horse will be given credit for tracking and rating and will be assessed the appropriate penalty.
        iii. To circle the cow, the exhibitor will maneuver the cow smoothly at least 360 degrees in each direction without interference from the fence. The circle's size, symmetry, speed and relative balance from right and left show control. Tightening the circles down with fast head-to-head speed will be a credit situation. The circles should be completed before the cow is exhausted. Once an exhibitor has committed to circling a cow, if the cow falls no new cow will be awarded. The exhibitor will complete the run by riding around the fallen cow to fulfill circling requirements.

4. Credits and Penalties
    a. All runs begin upon entering the pen; any infractions (such as two hands on the reins, using either hand to instill fear or praise, etc.) are subject to penalty at that time.
    b. During Boxing, credit will be given for the horse's expression and its cow sense (i.e., making moves with little exhibitor assistance); holding, controlling, and turning the cow; the amount of work actually done; and the degree of difficulty of the work.
    c. Credit will be given during Fence Work for making the first run past the center of the arena; making turns right on the cow; and controlling a difficult cow.

d. If Roping, credit will be given for rating and following cow to allow exhibitor the optimal roping position; stopping hard; and staying in the ground during the hold. Credits for each element of Roping range from –1 1/2 to +1 1/2 points.
e. If Circling, credit will be given when the horse works willingly; acknowledges the cow; and gets close enough to the cow to control the circles. Credits for Circling range from -1 1/2 to +1 1/2 points for each direction.
f. Penalties will be assessed as follows:
    i. One (1) Point Penalties: Over-bridled (per maneuver), out of frame (per maneuver), loss of working advantage; Using the corner or the end of the arena to turn the cow when going down the fence; changing sides of arena to turn cow; for each length horse runs past cow; working out of position; slipping rein; failure to drive cow past middle marker on first turn; two-loop catch in amateur and junior exhibitor classes.
    ii. Two (2) Point Penalties: Going around the corner of the arena before turning cow; when working an animal in the open field (at least 20’ from the side of arena) and the animal gets within three (3) feet from the end fence before being turned; any prohibited catch, or failure to catch if roping in amateur and junior exhibitor classes.
    iii. Three (3) Point Penalties: Exhausting or overworking the cow before circling or roping; hanging up on the fence (refusing to turn); knocking down the cow without having a working advantage; two-loop catch when roping in Open class.
    iv. Five (5) Point Penalties: Failure to turn the cow both directions on the fence; spurring in front of cinch; blatant disobedience; use of either hand to instill fear/praise; a prohibited catch or failure to catch when roping in Open class.
    v. Ten (10) Point Penalties: Unnatural ranch horse appearance (Horse’s tail is obvious and consistently carried in an unnatural manner in every maneuver); Off-Pattern.
    vi. Zero (0) Score: Turning tail; failure to attempt any part of the class (includes failure to attempt to rope in the Open class); repeated blatant disobedience; schooling after entering the arena prior to calling for cow; schooling horse between cows if new cow is awarded, complete loss of rope in Open class; complete loss of rope in amateur or junior exhibitor classes once committed to roping; use of two (2) hands (except junior horses shown in a snaffle bit/hackamore), more than one (1) finger between split reins or any fingers between romal reins.
    vii. No Score: bringing the cow straight over backwards landing on its back or head with all four feet in the air, lameness, abuse, prohibited equipment, disrespect, or misconduct, leaving arena before run is complete; improper western attire; fall of horse/exhibitor. Note: If the Open exhibitor runs out of time to rope, there will be no credit for the stop/hold maneuver and a 5-point penalty for failure to catch. Exhibitors may still earn credit for tracking/rating, control/position, and speed/degree of difficulty.

WS145 Ranch Cutting

1. General Information:
    a. This class is judged on the ability of the horse to work a cow by separating it from the herd and holding it. A single cow is cut from the herd and the horse must demonstrate its ability to work the cow. A Ranch Cutting horse should have a natural ranch horse appearance from head to tail in each maneuver. The objective will be to cut one or two cows, based on the division, from the herd and work the cow(s) with the assistance of two turn-back exhibitors and two herd holders.
2. Conduct:
    a. Show management may supply two (2) herd holders and two (2) turn back riders or exhibitors may supply their own helpers. If an exhibitor is a herd holder or turn back rider, they may use the horse that they are competing on or use a different horse.
    b. Herd holders’ and turn back riders’ horses should be appropriate Ranch Horses for this task.
    c. For Open and Amateur division competition there will be a two-minute time limit. Each exhibitor must work two (2) head and has the option of ending their run before the two-minute limit or working the full two (2) minutes.
    d. For junior exhibitor competition, there will be a one and one-half minute time limit. Each exhibitor may work one (1) or two (2) cows and has the option of ending their run before the one and one-half minute time limit or working the full one and one-half minutes. Working two cows does not assure extra credit to the run.

e. Time will begin when an exhibitor crosses a time-line just prior to entering the herd. Time should not start until contestant crosses a pre-determined and marked timeline. The exhibitor will then separate quietly their cow from the herd.
f. Unnecessary roughness or disturbing the herd excessively could result in disqualification.

3. Credits and Penalties:
   a. Ultimate credit will be given to the horses demonstrating excellence in the herd work by committing to, driving, setting up, and working a cow in the center of the arena with minimal disturbance to the herd. The horse will be judged on its performance and natural ability. Horses will not be penalized for reining during the cutting portion but should display natural ability.

   Penalties should be assessed as follows:
      i. One (1) Point Penalties: Over-bridled (per maneuver); Out of frame (per maneuver); Losing working advantage; Toe, foot, or stirrup on the shoulder; Working out of position.
      ii. Three (3) Point Penalties: Cattle picked up or scattered; Spurring on shoulder; Pawing or biting cattle; Back fence; Hot quit.
      iii. Five (5) Point Penalties: Horse quitting cow; Losing cow; Changing cattle after a specific commitment; Failure to separate a single animal after leaving the herd; Blatant disobedience; Use of two (2) hands (per cow) except for junior horses five (5) years and under wearing a snaffle bit or hackamore; More than one (1) finger between split reins or any fingers between romal reins (per cow).
      iv. Ten (10) point Penalties: Unnatural ranch horse appearance (Horse's tail is obviously and consistently carried in an unnatural manner in every maneuver); Turn tail; Failure to cut two cows in Amateur or Open division.
      v. Zero (0) Score: Repeated blatant disobedience.
      vi. No Score: Lameness; Abuse; Prohibited equipment; Disrespect or misconduct; Improper western attire; Fall of horse and/or exhibitor; Excessive disturbance of herd to the point that exhibitor is asked to leave the arena.

WS146 Ranch Versatility

1. General Information:
   a. A superior ranch riding horse has a free-flowing stride of reasonable length in keeping with their conformation and covering a reasonable amount of ground as if they were going across the pasture to do a task on the ranch in a timely fashion.
   b. Ideally, the horse should have a balanced, flowing motion, while exhibiting correct gaits with proper cadence and rhythm reflecting the versatility, attitude, and movement of a working ranch horse riding outside the confines of an arena. The ideal ranch horse will travel with forward movement and demonstrate an obvious lengthening of stride at extended gaits.
   c. The horse can be ridden with light contact or on a relatively loose rein without requiring undue restraint, but not shown on a full drape of reins.
   d. The overall manners and responsiveness of the Versatility Ranch Riding horse to make timely transitions in a smooth and correct manner, as well as the quality of the movement and consistency of the gaits are of major consideration.
   e. The ideal Versatility Ranch Riding horse should have a natural ranch horse appearance from head to tail in each maneuver.
   f. No horse may cross enter Western Pleasure and Versatility Ranch Riding at the same show regardless of the section (Open, Amateur or Junior exhibitor). However, horses may cross-enter Versatility Ranch Riding and Ranch Horse Riding.
2. Class Specifications
   a. Horses will be shown individually at three (3) gaits; walk, trot, and lope in each direction of the arena. Horses will also be asked to reverse, stop, and back.
   b. The selected pattern must ask for an extended trot and extended lope at least one direction of the ring. The pattern may be started either to the right or left direction.
   Show management has the option to set markers to designate gait changes. The pattern may be set outside or inside an arena. If the class is held inside an arena, the course must be set up to make approximately one pass of the arena in each direction. One of the suggested patterns for Versatility Ranch Riding may be used from the current AQHA Handbook in the Versatility Ranch Horse (VRH) section. The judge may utilize a different pattern as long as all required gaits and maneuvers are included.

3. Credits and Penalties
    a. Part of the evaluation of this class is on smoothness of transitions. A horse may be collected from the extended trot as the horse moves into the lope.
    b. The transition from the extended lope down to the trot is a transition to the seated trot not the extended trot. Therefore, an extra cue to achieve this gait is expected. Horses that complete this total transition within three strides calmly and obediently should be rewarded. Horses that attempt to stop or do stop prior to trotting will be penalized.
    c. Judges expect to see horses that have been trained to respond to cues. To see these cues applied discretely and the horse responding correctly could be a credit-earning situation.
    d. Penalties will be assessed as follows:
        i. One (1) Point Penalties: Over-bridled (per maneuver); Out of frame (per maneuver); Too slow; Gaping mouth; Break of gait at walk or trot for two (2) strides or less.
        ii. Three (3) Point Penalties: Wrong lead or out of lead; Draped reins; Break of gait at lope; Break of gait at walk or trot for more than two (2) strides.
        iii. Five (5) Point Penalties: Spurring in front of cinch; Blatant disobedience; Use of either hand to instill fear/praise; Use of two (2) hands per maneuver; 1st or 2nd cumulative refusal; More than one (1) finger between split reins or any fingers between romal reins per maneuver.
        iv. Ten (10) Point Penalties: Unnatural ranch horse appearance (Horse's tail is obviously and consistently carried in an unnatural manner in every maneuver) breaking pattern; Leaving working area before pattern is complete; Repeated disobedience.
        v. No Score: Lameness; Abuse, prohibited equipment; Disrespect or misconduct; Improper western attire; Fall of horse/exhibitor.

WS147 Ranch Conformation

1. General Information: The purpose of Ranch Horse Conformation is to preserve the ranch type and conformation best suited to the function of a natural ranch horse. Selection is based upon well-mannered individuals in the order of their resemblance to the ranch ideal that possess the most positive combination of balance, structural correctness, and movement. The ideal ranch horse should have a natural ranch horse appearance from head to tail.
2. Conduct: To be eligible to compete in the ranch horse conformation class the horse must be entered, shown, and judged in at least one riding class in the Ranch division at that show. Horses must be at least three (3) years of age. Horses in each division may be shown together as one class or divided into Open, Adult (Senior), Amateur, Junior exhibitor, Non-Pro, or in any combination deemed appropriate by show management. All stallions must be examined to confirm that they have two visible testicles. All stallions and mares must be examined for over-shot and under-shot mouth. The exhibitor will mouth the horse for this examination. If examination reveals that a horse is a cryptorchid or has an over-/under-shot mouth, the judge shall not use such horse in the final placings of the class.
3. Appointments: Horses are to be shown in a good working halter: rope, braided, nylon or plain leather. Any horse shown in the ranch horse conformation class may not be shown with a lip cord/chain, however a lead shank with an attached chain may be used under the chin.
    a. No whips, nor any other attention getting devices (i.e., treats, candy) are permitted.
    b. For rules regarding correct western attire refer to WS104.
4. Class Specifications:
    a. Each horse enters the arena and walks towards the judge. As the horse approaches, the judge will step to the right to enable the horse to trot straight to a cone placed 50 feet away. At the cone, the horse will continue trotting, turn to the left and trot toward the left wall or fence of the arena. After trotting, horses will be lined up head to tail for individual inspection by the judge. No hard stand-up is permitted. The judge(s) shall inspect each horse from both sides, front and rear and place the horses in order of preference.
    b. Exhibitors may qualify and show more than one horse in ranch horse conformation classes. Once a horse has entered the arena and been trotted for the judge, a designated handler may hold the horse in line-up while that exhibitor shows additional horses.
    c. Any person designated as a handler must also be an exhibitor at the same show.
    d. Back tag with horse's entry number remains with the horse.