

CHAPTER SB AMERICAN SADDLEBRED HORSE DIVISION

SUBCHAPTER SB-1 GENERAL QUALIFICATIONS

SB101 Eligibility

SB102 Type and Conformation

SB103 General, Soundness, and Welfare

SB104 Appointments

SB105 Stripping

SB106 Judging Criteria for American Saddlebred Horses and for Half American Saddlebred Horses

SB107 Line Up

SB108 Qualifying Classes and Specifications

SB109 Championships

SB110 Stakes

SB111 Division of Classes

SB112 Scratches

SUBCHAPTER SB-2 DESCRIPTION OF GAITS

SB113 General

SB114 Walk

SB115 Trot

SB116 Canter

SB117 Slow Gait

SB118 Rack

SUBCHAPTER SB-3 PERFORMANCE, FINE HARNESS

SB119 General

SB120 Appointments (see also SB104)

SB121 Gait Requirements

SB122 Line Up

SB123 Ring Attendants

SB124 Awards

SB125 Classes Offered and Specifications

SUBCHAPTER SB-4 PERFORMANCE, FIVE-GAITED

SB126 General

SB127 Appointments (see also SB104)

SB128 Gait Requirements

SB129 Classes Offered and Specifications

SUBCHAPTER SB-5 PERFORMANCE, THREE-GAITED

SB130 General

SB131 Appointments

SB132 Gait Requirements

SB133 Classes Offered and Specifications

SUBCHAPTER SB-6 PARK

SB134 Description and Eligibility

SB135 Appointments (see also SB104)

SB136 Gait Requirements

SB137 Classes Offered and Specifications

SUBCHAPTER SB-7 PLEASURE—GENERAL

SB138 Introduction

SB139 Ineligibility

SB140 Appointments, Tails

SB141 Artificial Appliances

SB142 Showing

SB143 Specialty Classes.

SB144 In-Hand Classes

SB145 Division of Classes

SB146 Headers

SUBCHAPTER SB-8 ENGLISH SHOW PLEASURE

SB147 General

SB148 Appointments (see also SB104)

SB149 Gait Requirements

SB150 Judging

SB151 Classes Offered and Specifications

SUBCHAPTER SB-9 English COUNTRY PLEASURE

SB152 General

SB153 Appointments

SB154 Gait Requirements

SB155 Judging

SB156 Classes Offered and Specifications

SUBCHAPTER SB-10 WESTERN

SB157 General

SB158 Appointments (see also SB104)

SB159 Gait Requirements

SB160 Judging

SB161 Classes Offered and Specifications

SUBCHAPTER SB-11 HUNTER COUNTRY PLEASURE

SB162 General

SB163 Appointments (see also SB104)

SB164 Gait Requirements

SB165 Judging

SB166 Classes Offered and Specifications

SUBCHAPTER SB-12 PARK PLEASURE

SB167 Description and Eligibility

SB168 Appointments (see also SB104)

SB169 Judging Procedure

SB170 Gait Requirements

SB171 Classes Offered and Specifications

SUBCHAPTER SB-13 IN-HAND AND MODEL

SB172 In-Hand

SB173 Appointments (see also SB104)

SB174 Attendants

SB175 Judging Procedures

SB176 Classes Offered

SB177 Model

SUBCHAPTER SB-14 YOUTH SHOWMANSHIP IN HAND

SB178 Judging Criteria

SB179 Appointments (see also SB104)

SB180 Judging Procedures

SB181 Workouts

Subchapter SB-15 Carriage Pleasure Driving

SUBCHAPTER SB-16 GOLDEN

SB182 General

SB183 Specifications

SUBCHAPTER SB-17 PARADE

SB184 General

SB185 Appointments (see also SB104)

SB186 Judging Procedure

SB187 Gait Requirements

SB188 Classes Offered

SUBCHAPTER SB-18 ROADSTER

SB189 General

SB190 Appointments

SB191 Equipment

SB192 Judging Procedures

SB193 Gait Requirements

SB194 Classes Offered

SUBCHAPTER SB-19 LADIES SIDE SADDLE SECTION

SB195 General

SB196 Appointments (see also SB104)

SB197 Qualifying Gaits.

SB198 Class Specifications

SUBCHAPTER SB-20 DRESSAGE SUITABILITY

SB199 General

SB200 Appointments (see also SB104)

SB201 Gait Requirements

SB202 Classes Offered and Specifications

SUBCHAPTER SB-21 American Saddlebred-TYPE PONY

SB203 General (see also SB102 and SB104)

SB204 Eligibility

SB205 Class Descriptions

SUBCHAPTER SB-22 RANCH RIDING

SB206 Ranch Riding Exceptions

SUBCHAPTER SB-23 RANCH RAIL PLEASURE

SB207 Ranch Rail Exceptions

SUBCHAPTER SB-24 RANCH TRAIL SECTION

SB208 Ranch Trail Exceptions

SUBCHAPTER SB-25 RANCMANSHIP

SB209 General

SB210 Eligibility

SB211 Apparel and Equipment

SB212 Class Maneuvers

SB213 Gaits

SB214 Scoring

SB215 Penalties

CHAPTER SB AMERICAN SADDLEBRED HORSE DIVISION

SUBCHAPTER SB-1 GENERAL QUALIFICATIONS

SB101 Eligibility

1. Purebred American Saddlebreds - In order to compete, all horses must be registered with the American Saddlebred Horse & Breeders Association (ASHBA) or the Canadian Livestock Records Corporation (CLRC). They must be entered in their full registered names with registration numbers and under the names of the owner(s) of record with the A.S.R. or the C.L.R.C. A copy of the registration papers showing recorded ownership, or a copy of the registration papers with a Certificate of Eligibility to Show issued by the ASHBA or must be submitted with entry form at the time of making entry or presented to competition office before competition number will be released unless the competition, at its discretion, confirms registration electronically with the ASHBA or the CLRC; competition management is responsible for notifying exhibitors of this requirement. See GR1308.2a. Exception: Horses shown in any USEF Regular Competition prior to December 31, 1979, and American Saddlebred-type ponies. A copy of the registration papers will be returned when exhibitors pick up their numbers, if requested.
2. Half American Saddlebred Horses shown in the Half American Saddlebred division must be registered with the ASHBA. Horses registered with the ASHBA may compete in the following divisions provided competition management offers separate classes restricted to Half American Saddlebreds: Five Gaited, Fine Harness, Park, Park Pleasure, Show Pleasure, Country Pleasure, Western, Hunter Country Pleasure, Dressage Suitability, In Hand, Model, Parade, and Roadster. Competitions may offer classes restricted to American Saddlebreds &/or Half American Saddlebreds. The breed restrictions must be clearly published in the prize list. Half American Saddlebreds may not be shown in American Saddlebred classes with Purebred American Saddlebreds in the American Saddlebred and Half American Saddlebred division.
3. Owners, riders, drivers, handlers and trainers of horses competing at Federation licensed competitions in all American Saddlebred sections must be current competing members in good standing with the ASHBA or the American Saddlebred Horse Association of Canada and provide an original or copy of the ASHBA or ASHBA of Canada membership card unless the competition, at their discretion, confirms membership electronically with the ASHBA or the ASHBA of Canada office. Lessees are considered owners in connection with this membership requirement. In the event of an entry under multiple ownership, only one owner need be a member. Exception: Owners, riders and trainers of horses competing in American Saddlebred restricted walk/trot classes are exempt from ASHBA and ASHBA of Canada membership.
If the ASHBA competing membership card is not available, the exhibitor, or their agent, must sign the ASHBA membership affidavit giving their name, address, the fact that they are in possession of the proper credentials and the reason the information is not available.

SB102 Type and Conformation

1. The American Saddlebred is the epitome of the show horse. It carries itself with an attitude that is elusive of description—some call it “class”, presence, quality, style, or charm. This superior air distinguishes its every movement.
2. The ideal American Saddlebred is well-proportioned and presents a beautiful overall picture. The animal should be in good flesh, with good muscle tone and a smooth, glossy coat. Masculinity in stallions and femininity in mares are important and should be taken into consideration. The average height is 15 to 16 hands and the weight 1,000-1,200 pounds. Any color is acceptable; the most prominent are chestnut, bay, brown and black with some gray, roan, Palomino and Pinto. HEAD—well-shaped with large, wide-set expressive eyes, gracefully shaped ears set close together on top of the head and carried alertly; a straight face line with a relatively fine muzzle and large nostrils and a clean and smooth jaw line. NECK—long, arched and well-flexed at the poll with a fine, clean throatlatch. WITHERS - well defined and prominent. SHOULDERS—deep and sloping. BACK—strong and level with well sprung ribs. CROUP—level with a well

carried tail coming out high. TAIL - carried proudly, coming out high from the croup. LEGS—The front leg should set well forward under the shoulder. The line of the hind leg, in a natural stance, should be vertical from the point of the buttock to the back edge of the cannon bone. The forearms and hindquarters are well muscled to the knees and hocks. Legs are straight with broad flat bones, sharply defined tendons and sloping pasterns. HOOVES—good and sound, open at the heel, neither toed in or toed out. TO BE PENALIZED: lack of American Saddlebred type, coarse or plain head, roman nose, round jaws, lop ears, wide ears, small eyes (pig eyes), short neck, straight neck, ewe neck, thick throatlatch, flat withers, sway-back, roached back, crooked tail, hollow chest, straight shoulders, crooked legs, calved knees, over at the knee, bow legs, rough joints, round bones, straight pasterns, splay feet or pigeon toes, contracted heels, base stance too wide or too narrow, sickle hocks, cow hocks, dished feet, lack of muscle tone, thinness, obesity, rough coat or overall lack of conditioning. These and any other defects attributable to heredity must be penalized. With the natural variations of type within the breed, some horses do not conform to the ideal but are perfectly suitable for various kinds of competition. If they meet all other requirements for a particular event, they should not be penalized too severely, except in stripped classes, Harness classes and In-Hand classes where extremely low backed horses must be severely penalized.

3. The Half American Saddlebred offers characteristics similar to its Saddlebred parent – smooth gaits, willingness to work with people, intelligence and versatility. Half American Saddlebreds may be of any size and may show characteristics of any other breed. HEAD – should be attractive with wide-set expressive eyes. NECK – flexed at the poll with a fine clean throatlatch. WITHERS – well defined. BACK – strong and level. LEGS – true and straight forward action, neither toe in or toe out. FEET – well conformed.

SB103 General, Soundness, and Welfare

1. The American Saddlebred and Half American Saddlebred have clean, rhythmic and fluid action which is straight and true. Winging, interfering, traveling wide behind, mixing of gaits and loss of form are undesirable.
2. All horses must be serviceably sound. In In-Hand classes for sires and dams or prospective sires and dams, transmissible unsoundness only shall be considered. Horses must not show evidence of lameness, broken wind or complete loss of sight in both eyes.
3. Shoeing- to be directed to improving the comfort, balance, and soundness of the horse. Labored way of going due to shoeing to be penalized.
 - a. Pads and wedges- are permitted to protect the feet and limbs from the impact of the horse's natural gait, and maintain the integrity of the hoof wall. Exceptions: see English Country Pleasure, Western, and Hunter Country Pleasure sections.
 - b. Bands- protective hoof bands are permitted to protect the integrity of the hoof and prevent the loss of a shoe resulting in trauma to the hoof. Exceptions: See English Country Pleasure, Western, and Hunter Country Pleasure sections.
4. Horses may be shown with unset tails in any class without penalty.
5. Surgical release of only the ventral sacrocaudal muscle is allowable if performed by a licensed veterinarian.
6. No horse may compete in a class in the American Saddlebred Division with any chemical or other irritant of any kind present to alter the horse's tail carriage.
7. All horses must be worked both ways of the ring at all required gaits as directed by the judge(s). Workouts will be judged as a separate class and horses must be tied for placings being considered in that workout. Workouts may be called for by the judge(s) for any or all placings. All horses chosen for a workout must be worked both ways of the ring at any or all gaits listed in the class specifications that are requested by the judge(s). An exhibitor choosing to not complete the workout for any reason (including concern for the welfare of the horse) has the option of lining up and receiving the last ribbon awarded in the workout. If two or more horses retire from a workout, these entries will be placed in reverse order of retirement. In the event of simultaneous withdrawal of a workout, the placings will go to the fall of the cards. An exhibitor is entitled to request only one five minute time out per class including workout. (See GR833).
8. A judge must order from the ring any unruly horse or one whose actions threaten to endanger the rider, driver, handler, other exhibitors or their entries. (See GR1032.11)

9. A judge must order from the ring any rider, driver, or handler who exhibits inappropriate or dangerous behavior or whose actions would in any way threaten the safety of any exhibitor, their entries or the safety of class officials. (See GR1032.12)
10. To be penalized: Mixed gaits; unbalanced action; labored way of going, pulling; fighting the bit; tossing the head; carrying head to one side or going sideways; leaving hocks behind; strung out; wrong lead or cross-cantering; breaking of gait; winging; interfering; traveling wide behind; loss of form due to excessive speed; bad manners; exaggerated opening of mouth; carrying sour ears.
11. Horses showing signs of inhumane treatment will be eliminated from competition. See GR838.
12. Definition of Maiden/Novice/Limit for horses/riders/drivers. Maiden/Novice/Limit classes are open to horses/riders/drivers who have not won one/three/six first place ribbons respectively, at any Federation Licensed Competitions or at any non-USEF but ASHBA recorded competitions in any under saddle/driving class of any Breed and/or Discipline. Beginning April 1, 2019 first place ribbons in any under saddle class count towards Maiden/Novice/Limit status of a horse/rider in any under saddle class but do not affect the status of a horse/driver in any driving class. Conversely, status for Maiden/Novice/Limit for Driving classes does not affect the status for Maiden/Novice/Limit in any under saddle classes. Winning classes in Equitation, Academy, Lead Line, and/or non-cantering classes will not affect the Maiden/Novice/Limit status of a horse or rider. Ribbons won in leadline classes and in classes where entries are not required to canter will not affect Maiden, Novice and Limit Status.
13. Attention getting devices **and**/or other noisemakers (including but not limited to tape measures, blow horns, bamboo poles, explosives, fire extinguishers, baby powder, whips longer than 6' (**See SB104.13**), etc.) are not allowed in and around the **warm up** and competition rings during scheduled competition sessions or at any times designated by Competition Management. All such items will be confiscated and offenders will be reported to the USEF. (See also GR839)
14. Master classes are restricted to amateur rider/drivers age 60 years and older. Classes are to be judged according to amateur class specifications. Master classes are never to be stripped for conformation judging.
15. When the Dressage chapter is referenced herein, any rule or portion of a rule that is in direct reference to USEF/USDF or USEF National Championships shall be disregarded for the purpose of breed Dressage classes.

SB104 Appointments



Traditional Show Bridle

1. Horses shall be shown in traditional tack based on the type of class. Any entries shown in non-traditional tack and/or in anything that alters the intended use of the appointments as provided for in the description of a given class are ineligible for placement in that class.
 - a. The following are considered non-traditional for all sections: Hackamore bits and/or tie-down.
 - b. The following is considered non-traditional for all sections except for driving classes and two year olds in Snaffle Bridle Classes: Martingale.
 - c. The following are considered non-traditional tack for all sections except Dressage: A figure eight noseband, drop nose cavesson and/or flash cavesson.
 - d. The following is considered non-traditional tack for all sections except Driving classes, Hunter and Western and two year olds in Snaffle Bridle Classes: A single snaffle.
 - e. The following is considered non-traditional tack for all sections except Western: Hackamore bridle.
2. Entries must be penalized for incomplete appointments, but not necessarily disqualified.
3. Horses shall not be shown in/with artificial appliances. Exception: Artificial appliances listed within the SB chapter as acceptable.
4. Tail sets, high crupper which attaches to the saddle, or other training devices are prohibited in the competition ring.
5. The use of leather straps without appendages of any kind are permitted as action devices in warm up areas on the competition grounds during or before a competition. Rubber or elastic exercising devices attached with a fixed ring on a plain leather strap are permitted. Wool/fleece protective cover allowed. See also GR839.4h. The use of chains or rollers as action devices is prohibited at all times.
6. Inconspicuously applied hair in mane or tail, a tail brace and **tongue stabilizers** are permitted. Exceptions: See Pleasure sections.
7. In the event a horse has lost the sight in one eye, it must appear to have vision and may be shown with an artificial eye or contact lens. Use of contact lenses or eye prosthesis for any other use than stated is prohibited. For loss of sight in both eyes see SB103.2
8. Quarter boots and bell boots are permitted in Five-Gaited, Fine Harness and Roadster Classes.
9. In case of inclement weather, the use of polo boots or bandages may be permitted provided competition management publicly announces it before a class. Extremes of temperature of climatic conditions may modify dress requirements at the judge's discretion.
10. Any artificial change of color or markings (other than mane or tail) is prohibited.
11. Electronic communication devices used for purposes of coaching, etc., between competitors and individuals outside the ring shall be prohibited in all classes in the American Saddlebred Division.
 - a. Exhibitors with a permanent hearing impairment are permitted to use an electronic communication device upon submission of a written certification from a treating medical professional's office certifying the permanent hearing impairment and certifying the requirement of an electronic communication device. The medical certification must be provided to the competition Steward within a reasonable time prior to competing who shall attach a copy to the Steward report.
 - b. An exhibitor with a disability (other than hearing) will be provided reasonable accommodation upon submission of a written certification from a treating medical professional's office certifying the disability and identifying the accommodation necessary for the exhibitor to compete safely. The medical certification must be provided to the competition Steward within a reasonable time prior to competing who shall attach a copy to the Steward report.
12. A competitor may carry or use a whip not exceeding 6' including lash **with the exception of driving classes**; the lash shall not have been altered in any way. It must be a standard whip of suitable style. Failure to comply will result in disqualification from further competition. (Exception: In-Hand. Refer to SB174.)
13. Whips longer than 6', including snapper or lash, are not allowed in the warm-up area, **except for a competitor preparing to enter a driving class**.
14. Protective headgear is not required in any class in the Saddlebred Division unless stated otherwise within these rules. Use of protective headgear cannot be penalized.

SB105 Stripping

The stripping of horses for conformation judging is mandatory in Under Saddle Championship Classes in all sections at the Kentucky State Fair World's Championship Horse Show and The UPHA/American Royal National Championship Horse Show (Exception: Park Horse, Pleasure Horse, Three Gaited Junior Exhibitor, and Five Gaited Junior Exhibitor sections and all Kentucky County Fair Championship classes) and in all ASHBA signature classes for horses three years old and under (i.e. ASHBA Futurities, ASHBA Sweepstakes). Stripping is also mandatory in all Three Gaited and Five Gaited Open Championship classes except one horse classes. The above excepted classes and other classes may not be stripped unless it is so stated in the prize list. In any stripped class, horses may be presented individually for conformation judging. Horses with extremely low backs must be severely penalized in all stripped performance classes. Only two attendants, suitably attired, per animal are permitted in the ring. In classes where manners are paramount (i.e. Ladies, Junior Exhibitors, Amateurs, and Owners), riders must remount and return to the line up before the judges will be allowed to turn in their cards.

SB106 Judging Criteria for American Saddlebred Horses and for Half American Saddlebred Horses

The specific type of class being judged determines the importance of each criterion in the final judging outcome. The order in which each is listed in the class specifications determines where the emphasis should be placed. For example: A horse placed first in a class judged on performance, presence, quality, manners and conformation could justifiably be unplaced against the same horses if the class were judged on manners, presence, quality, performance and conformation. The criteria considered are: performance, manners, presence, quality and conformation.

SB107 Line Up

1. In American Saddlebred performance classes when the judge calls for the line up exhibitors must continue in a clockwise direction to bring their entries to the line up. Judge(s) to penalize entries that do not comply.
2. In American Saddlebred performance classes requiring entries to back, the judge(s) must walk the line up (exception: judge(s), at their discretion, may instruct the ringmaster to walk the line up during the back).

SB108 Qualifying Classes and Specifications

1. OPEN, JUNIOR, THREE-YEAR-OLD, TWO-YEAR-OLD, MAIDEN, NOVICE AND LIMIT. The OPEN horse should be the ultimate representative of the breed. It should be as nearly perfect as possible; performing all gaits with animation, brilliance and extreme action at both ends. Performance is paramount in these classes. Classes are judged on performance, presence, quality, manners, and conformation.
2. LADIES, JUNIOR EXHIBITORS, AMATEURS, MASTERS, OWNERS, AND YOUTH. Manners are paramount in these classes but there is a difference in the way in which horses are judged in each.
 - a. LADIES. A Lady's horse should be outstanding in refinement and elegance with suitability of horse to rider taken into consideration. Expression is important and quality is a prime consideration. The execution of gaits should be performed with brilliance on command. The horse should walk and stand quietly. Classes are judged on manners, quality, presence, performance, and conformation.
 - b. JUNIOR EXHIBITORS. The Junior Exhibitor's horse should be mannerly, willing, and expressive with balanced action. The execution of gaits should be performed with brilliance on command. The horse should walk and stand quietly. Classes are judged on manners, performance, presence, quality, and conformation.
 - c. AMATEURS, MASTERS AND OWNERS. The Amateur's, Master's and Owner's horses can be a bit stronger and perform in a bolder manner. More action and animation are desired and less emphasis can be put on manners than in Ladies, Junior Exhibitor or Youth classes. Classes are judged on manners, performance, presence, quality, and conformation.

- d. **YOUTH:** The youth classes are to be judged in accordance with Amateur class specifications, open to exhibitors 16-21 years of age. Stallions are prohibited. At shows where the Junior Exhibitor and Amateur Championships are combined, and there is no Youth Championship, the youth will be included in the combined Championship. If no youth championship is offered, (i) horses shown by riders 17 and under, will be qualified for the Junior Exhibitor Championship and (ii) horses shown by riders 18 and over, who possess an amateur card, will be qualified for the Amateur Championship, and (iii) horses shown by riders 18 and over, who do not possess an amateur card, will be qualified for the Open Championship, if the prize list so allows.
3. **AMATEUR OWNER TRAINER (AOT) CLASSES**
 - a. **OWNERSHIP.** Horses entered in AOT classes must be registered in the name of the competitor or a member of the competitor's family, as defined by GR123. Combined ownership is not permitted unless all owners are members of the same family. Horses registered in a farm/ranch/syndicate/partnership/corporation name may be shown in AOT classes provided the family is the sole owner of the farm or entity as defined by GR123. In the case of a junior exhibitor, the parent or guardian must sign. Leased horses are not allowed unless owned by a member of the competitor's family.**CLASSES.** AOT classes can be offered in any Saddlebred section. Horses may be stabled with a professional during the competition and hauled by a professional. Professional aid is permitted only in the areas of grooming, preparation, and ground assistance in the warm up ring and after judging is complete. Headers and in-ring assistants must be amateurs. Professional coaching in the warm up-ring and during the class is strictly prohibited in any class that the horse-rider combination compete in at the same show. Professional help for situations relevant to safety is permitted. Owner must sign as owner, trainer and rider/driver on the Federation entry blank.
 - b. **TRAINING.** Horses are not to have been professionally trained for a minimum of 90 days prior to the start of the competition. Training includes, but is not limited to, in-hand work, lunging, long lining, driving, riding, and stall bridling.
 - c. **LESSONS AND CLINICS.** AOTs may take lessons and attend clinics with their AOT horse, another horse owned by them, or any other horse. Trainers/instructors may demonstrate training techniques on the horse to be shown in AOT classes for the purpose of educating the owner. Training demonstrations are limited to no more than one instance per 30 day period, and the last instance cannot be less than 30 days prior to the start of a show. If more than one instance occurs in 30 days or one occurs less than 30 days before the start of a show, 90 days must pass from the last instance until the horse is again eligible for AOT classes.

SB109 Championships

1. Management must designate all qualifying classes for championships in the prize list per GR809.1. Management may state in the prize list that only certain classes qualify for the Championships, i.e., Amateur Classes qualify for Amateur Championships, Ladies Classes qualify for Ladies Championship, etc. Horses to be stripped and judged on conformation in accordance with SB105. In stripped classes, Harness classes and In-Hand classes extremely low backed horses must be severely penalized.
2. Eligibility for all Championships must be uniform with all sections offered within each competition. Exception: competition management may limit the number of entries returning in the championships from the qualifying classes.
3. Nominations to be made on entry blank; or horses need not be nominated until ___ hours (time to be determined by competition management) before scheduled time for class. Names and descriptions of entries must be made in writing, signed by the exhibitor or their agent and given to the competition secretary.

SB110 Stakes

A stake class may either be a qualifying class for the championship or the final competition for a particular section. If run as the final competition for a particular section, competition management must indicate in the prize list if exhibitors are required to "qualify" in order to compete by listing all eligible qualifying classes.

SB111 Division of Classes

1. All classes must be divided as equally as possible if there are more than the indicated number of entries (see chart below) confirmed as entered at least one hour prior to the start of the session. There will be no limiting of entries. See GR914. Competition management has the right to reduce these numbers as they feel necessary.

| Number of Entries | Sections |
|-------------------|--|
| 20 | All under saddle classes except for the following: |
| 18 | Classes restricted to riders 17 years of age and under |
| 18 | Classes restricted to riders 14 – 17 years of age |
| 16 | Classes restricted to riders 13 years of age and under |
| 14 | Two year old under saddle classes |
| 24 | Western qualifying and championship classes |
| 24 | Under Saddle Championship classes |
| 12 | Four wheeled driving qualifying and championship classes |
| 14 | Two wheeled driving qualifying and championship classes |

2. Classes may be divided by selecting every other number on the list of entries, sex of horse or rider, size of horse, or age of rider. If the class is divided by any other method it must have been previously stated in the prize list.
 - a. Both the method used and the division of entries must be posted in the horse show office and announced over the PA system, or printed in the program.
 - b. Notification of intent to divide must be made to exhibitors at least one hour prior to the start of the session.
 - c. In a divided class, the prize money must be doubled and separate trophies and ribbons awarded.
3. If Junior Exhibitor classes are not offered, then junior exhibitors may enter Amateur or Ladies classes unless specifically prohibited in the prize list.
4. ASHBA Kentucky Futurity and Kentucky Amateur Futurity In-Hand.
 - a. Classes with 41 or more declared entries shall be divided as equally as possible into two sections.
 - b. Both the method used and the division of entries must be posted in the horse show office and announced over the PA system, or printed in the program.
 - c. Notification of intent to divide must be made to exhibitors at least one hour prior to the start of the session.
 - d. No more than 12 entries from the sections shall be selected by the judges to return for a final class to be held at a morning, afternoon or evening performance, at least two days following the preliminary sections.
 - e. All prize money will be awarded in the final class.
5. ASHBA National Three-Year-Old Futurity Five Gaited, Three Gaited and Three Gaited Park Pleasure.
 - a. Classes with 20 or more declared entries shall be divided as equally as possible into two sections.
 - b. Both the method used and the division of entries must be posted in the horse show office and announced over the PA system, or printed in the program.
 - c. Notification of intent to divide must be made to exhibitors at least one hour prior to the start of the session
 - d. No more than 16 entries from the sections shall be selected by the judges to return for a final class to be held at a morning, afternoon or evening performance, at least two days following the preliminary sections.
 - e. All prize money will be awarded in the final class.
6. ASHBA National Three-Year-Old Futurity Fine Harness and ASHBA Kentucky Futurity Fine Harness and Two-Year-Old Fine Harness.
 - a. Classes with 12 or more declared entries shall be divided as equally as possible into two sections.

- b. Both the method used and the division of entries must be posted in the horse show office and announced over the PA system, or printed in the program.
- c. Notification of intent to divide must be made to exhibitors at least one hour prior to the start of the session.
- d. No more than 12 entries from the sections shall be selected by the judges to return for a final class to be held at a morning, afternoon or evening performance, at least two days following the preliminary sections.
- e. All prize money will be awarded in the final class.

SB112 Scratches

It is the responsibility of each exhibitor to officially scratch entries in any event in which they do not participate. Exhibitors who fail to officially scratch an entry two hours prior to the start of the session from a class that is subsequently divided shall be fined up to \$100 per horse per class, payable to the competition.

SUBCHAPTER SB-2 DESCRIPTION OF GAITS

SB113 General

1. The standard of excellence of the American Saddlebred is beauty, symmetry and balance. Balance features coordinated motion, with straight true folding action of the front legs with flexing hocks carried close together, producing a clean, rhythmic and fluid way of going. In addition, the American Saddlebred possesses animation, brilliance and extreme grace of movement.
2. UNDESIRABLE: Winging, interfering, traveling wide behind, mixing of gaits, shackled look and loss of form.

SB114 Walk

Judging at the walk is based on manners, quality and natural action; it is not used as a rest period.

1. FLAT WALK: The flat walk should be an elastic, ground covering and collected four beat gait maintaining proper form and consistency in stride. It should be executed in a brisk -manner that is compatible with the type of class. It should display the horse's good manners, type of stride and attitude. The flat walk is relaxed.
2. ANIMATED WALK: The animated walk is a highly collected gait, exhibiting much "primp" at a slow, regulated speed, with good action and animation. It should have snap and easy control. It can be either a two beat or four beat gait. It is performed with great style, elegance and airiness of motion.
3. WALK (FOR HUNTERS). A four beat gait, straight, true and flat-footed. Regular and unconstrained with good reach.

SB115 Trot

1. The trot is a natural, two beat diagonal gait in which the front foot and the opposite hind foot take off from the ground in unison and land simultaneously. A balanced trot features coordinated motion with straight, true, shoulder motion of front legs, with flexing hocks carried close together. It is executed in a highly collected manner and should display the horse's athletic ability.
2. PARK TROT: The park trot in Three-Gaited, Park, and Fine Harness classes is executed in a highly collected manner, speed to be penalized. The horse's energy should be directed toward animation rather than speed.
3. PARADE GAIT: The parade gait is a collected trot at a maximum speed of five miles per hour. It displays the horse's athletic ability and animation.
4. ROADSTER JOG-TROT: The jog-trot is called to display the purity of the horse's gait. It is executed in a highly collected manner. The horse's energy should be directed toward animation rather than speed.
5. WESTERN JOG-TROT: The jog is primarily a Western Pleasure gait used for long distance riding. It should generate very little motion in the saddle with a minimum of control from the rider. A free, easy, two beat diagonal gait without a tendency to mix gaits.

6. TROT (FOR HUNTERS): A two beat gait, straight and regular. The trot should be mannerly, cadenced and balanced. It is to be performed at a medium speed with a free-moving, ground-covering stride, with the rider posting.
7. GAITED TROT: The trot of the Five-Gaited horse should show speed in form. The desired speed is the maximum rate at which the horse can trot while still maintaining proper form, control and balance.
8. EXTENDED TROT: The extended trot is faster, stronger and bolder; with a fuller extension of stride to obtain desired speed. It is executed in a highly collected manner.
9. EXTENDED TROT (FOR HUNTERS): A two beat gait that is bold, energetic, balanced and ground covering with definite lengthening of stride. This should result in an increase in speed without a sense of racing or scurrying. The mouth must remain light and the horse must demonstrate complete acceptance of control without resistance at all times.
10. "SHOW YOUR HORSE": At this command the driver has the privilege of showing the Fine Harness horse to its best advantage at the trot but speed will be penalized.
11. ROAD GAIT: The road gait trot is executed in a highly collected manner. It is faster, stronger and bolder than the jog-trot; with a fuller extension of stride to obtain desired speed.
12. DRIVE ON: When asked to drive on in Roadster classes the horse must show speed in form. The desired speed is the maximum rate at which a horse can trot while still maintaining proper form, control and balance.

SB116 Canter

1. Criteria.
 - a. Canter is relatively slow, lofty and fluid with a definite three beat cadence. High action, a good way of going and proper collection are paramount. It is a restrained gallop in which two diagonal legs are paired, the single beat falls between the successive beats of the other two unpaired legs. The unpaired legs act independently—the foreleg with which the horse leads and its diagonal hind. The propulsion is in the hindquarters with the leading foreleg sustaining the concussion of the final third beat. There is a brief interval when all four feet are off the ground. It is an ambidextrous gait, executed on the lead which is toward the center of the ring to relieve stress and aid in balance (A lead is determined by which foreleg—right or left—sustains the concussion of the final third beat, after its diagonal hind leg started the propulsion of the first beat).
 - b. It is acceptable, although not encouraged, for the horse to have a bolder, strong canter in those classes where manners are not paramount or where speed at a qualifying gait is desired. Ease of control, rate of speed and collection may vary according to the class specifications.
 - c. Where manners are paramount, a slow, consistent rate of speed must be maintained with little obvious effort from the rider.
 - d. CANTER (FOR HUNTERS): A three beat gait, even, smooth, unhurried, correct and straight on both leads.
 - e. EXTENDED CANTER: The extended canter should be ground covering, free moving, and smooth. The extended canter should show a definite lengthening of stride, while still being controlled and mannerly. Extreme speed shall be penalized.
 - f. HAND GALLOP: The hand gallop is performed with a long, free, ground-covering stride. The amount of ground covered may vary between and among horses due to difference in natural length of stride. A decided lengthening of stride should be shown while the horse remains controlled, mannerly, correct and straight on both leads. The hand gallop is not a fast collected canter.
2. LOPE: The lope is the western version of the canter. It should be easy riding with good motion that is consistent and steady; neither too slow nor too fast and performed equally well on either lead. It should give the appearance of being a comfortable gait with a definite three beat cadence that avoids trotting behind.

SB117 Slow Gait

1. The slow gait was developed from the pace to be a four beat gait with each of the four feet contacting the ground separately. In the takeoff, the lateral front and hind feet start almost together but the hind foot contacts the ground slightly before its lateral forefoot.
2. The slow gait is a highly collected gait with most of the propulsion coming from the hindquarters, while the forequarters assist in the pull of the final beats. The slow gait is not a medium rack.
3. The slow gait is a restrained four beat gait, executed slowly but with true and distinct precision. Speed is to be penalized. It is high, lofty, brilliant and restrained denoting the style, grace and polish of the horse.

SB118 Rack

1. The rack is a four beat gait in which each foot meets the ground at equal, separate intervals. It is smooth and highly animated, performed with great action and speed, in a slightly unrestrained manner. Desired speed and collection are determined by the maximum rate at which a horse can rack in form. Racking in form should include the horse remaining with a good set head. It should be performed by the horse in an effortless manner from the slow gait, at which point all strides become equally rapid and regular.
2. **TO BE PENALIZED:** Any tendency to become “trotty”, “pacey” or “hitchy gaited”.
3. In Pleasure classes, there is more emphasis on the way of going as a pleasure gait with only moderate speed required. Where manners are paramount, there is more emphasis on the ease by which it is performed by the rider.



Traditional Driving Bridle

SUBCHAPTER SB-3 PERFORMANCE, FINE HARNESS

SB119 General

The Fine Harness horse should possess all of the elegance and refinement of the ideal American Saddlebred and its energy should be directed toward animation rather than speed. It is shown with a full mane and tail. The Half American Saddlebred Fine Harness horse should also possess elegance and refinement and its energy should be directed toward animation rather than speed.

SB120 Appointments (see also SB104)

Shown to an appropriate vehicle, preferably a small buggy with four wire wheels but without top. Light harness with blinkers, martingale, snaffle bit and overcheck are required (overcheck should be attached but may be unchecked in the line up). Overcheck bit is optional.

SB121 Gait Requirements

Horses are to enter ring at park trot. Qualifying gaits are animated walk, park trot, "show your horse". Exception: "show your horse" is not called for in Ladies, Junior Exhibitor, Amateur, Masters, Owners and Amateur Owners classes.

SB122 Line Up

Entries are to stand quietly but shall not be required to back. They may be unchecked while lined up. An attendant may stand the entry on its feet but must remain at least two paces from the head when that entry is being judged. Only one standard riding crop is permissible for an attendant to carry.

SB123 Ring Attendants

One attendant will be permitted to stand quietly inside the gate during any Ladies, Amateur, Masters, Owners, Amateur Owners or Junior Exhibitor class but must take no action that will affect the performance of any horse.

SB124 Awards

Awards must be made from the line-up; entries must not be asked to retire to the end of the ring.

SB125 Classes Offered and Specifications

Classes may be divided by sex. PROHIBITED: Stallions in Ladies and Junior Exhibitors classes.

1. OPEN, LIMIT, JUNIOR HORSE (Four Years Old & Under), THREE-YEAR-OLDS; TWO-YEAR-OLDS; MAIDEN; NOVICE. Exhibited at an animated walk; Park trot (speed to be penalized) and "show your horse", to stand quietly. Judged on performance, presence, quality, manners and conformation. JUNIOR CHAMPIONSHIP: Judged 75% on performance, presence, quality and manners; 25% on total conformation.
2. LADIES OPEN, LADIES AMATEUR ONLY. Shown at a park trot and an animated walk, to stand quietly. Judged on manners, quality, presence, performance and conformation. LADIES CHAMPIONSHIP: Judged 75% on manners, quality, presence and performance; 25% on total conformation.
3. JUNIOR EXHIBITOR; AMATEUR (Ladies and/or Gentlemen); MASTERS; OWNERS; AMATEUR OWNERS, YOUTH. Shown at a park trot and an animated walk, to stand quietly. Judged on manners, performance, presence, quality and conformation. CHAMPIONSHIPS: Judged 75% on manners, performance, presence and quality; 25% on conformation.
4. To be eligible for the Junior Exhibitor; Amateur (ladies and/or Gentlemen); Masters; Owners; Amateur Owners Championships; YOUTH, horses must be entered, shown by a Junior Exhibitor; Amateur (ladies and/or Gentlemen); Masters; Owner; Amateur Owner and Youth respectively and judged in any other class in this section. Management may state in the prize list that only certain classes qualify for the Championships, i.e., Amateur Classes qualify for Amateur Championships, Ladies Classes qualify for Ladies Championship, etc.
5. GRAND CHAMPIONSHIP: To be eligible, horses must be entered, shown and judged in any other class in this section. Exhibited at an animated walk, park trot and "show your horse" (speed to be penalized); to stand quietly. Judged 75% on performance, presence, quality and manners; 25% on total conformation.
6. ASHBA TWO-YEAR-OLD, THREE-YEAR-OLD, FOUR-YEAR-OLD SWEEPSTAKES; ASHBA NATIONAL THREE-YEAR-OLD FUTURITY; ASHBA KENTUCKY FUTURITY (TWO-YEAR-OLDS): Exhibited at an

animated walk; park trot (speed to be penalized) and “show your horse,” to stand quietly. Judged on performance, conformation, presence, quality and manners.

7. ASHBA DRIVING CHALLENGE AND FINAL. (Drivers 17 years of age and under) To be shown and judged in accordance with SB125.3. For information regarding the qualification process or hosting classes, please contact the American Saddlebred Horse and Breeders Association at 4083 Iron Works Parkway, Lexington, KY 40511, (859) 259-2742, www.saddlebred.com.

SUBCHAPTER SB-4 PERFORMANCE, FIVE-GAITED

SB126 General

The Five-Gaited American Saddlebred and the Five-Gaited Half American Saddlebred should possess beauty, brilliance, elegance and refinement but its energy should be directed toward speed in an animated form. Entries shall be shown with a full mane and tail.

SB127 Appointments (see also SB104)

1. Bridle: A double bridle consisting of snaffle and curb bits is preferred and must suit the horse. No horse shall be shown with a snaffle bit only, breast plate, tie-down or martingale (Exception: 2 Year Olds may be shown in a snaffle bridle with a running martingale when specified in the prize list and provided they compete separately against others using identical equipment).
2. Saddle: The saddle should be flat, English-type with leather or web girth.
3. Attire: Informal dress for riders is required in morning and afternoon classes. Dark colored habit (with collars and lapels of same color) and accessories are appropriate for evening. Gaudy colors should be avoided.

SB128 Gait Requirements

Qualifying gaits are flat walk or animated walk, trot, slow gait, rack and canter.

SB129 Classes Offered and Specifications

Classes may be divided by sex. PROHIBITED: Stallions in Ladies and Junior Exhibitor classes. To be shown at a flat walk or animated walk, trot, slow gait, rack and canter.

1. OPEN, LIMIT, JUNIOR HORSE (Four-Year-Olds & Under), THREE-YEAR-OLDS; TWO-YEAR-OLDS; MAIDEN; NOVICE. Judged on performance, presence, quality, manners and conformation. JUNIOR CHAMPIONSHIP: Judged 75% on performance, presence, quality and manners; 25% on total conformation.
2. LADIES OPEN, LADIES AMATEUR ONLY. Judged on manners, quality, presence, performance and conformation. LADIES CHAMPIONSHIP: Judged 75% on manners, quality, presence and performance; 25% on total conformation.
3. JUNIOR EXHIBITORS; AMATEURS (Ladies and/or Gentlemen); MASTERS; OWNERS; AMATEUR OWNERS; YOUTH. Judged on manners, performance, presence, quality and conformation. CHAMPIONSHIPS: Judged 75% on manners, performance, presence and quality; 25% on total conformation.
4. To be eligible for the Junior Exhibitor; Amateur (ladies and/or Gentlemen); Masters; Owners; Amateur Owners; Youth Championships, horses must be entered, shown by a Junior Exhibitor; Amateur (ladies and/or Gentlemen); Masters; Owners; Amateur Owners and Youth respectively and judged in any other class in this section. Management may state in the prize list that only certain classes qualify for the Championships, i.e., Amateur Classes qualify for Amateur Championships, Ladies Classes qualify for Ladies Championship, etc.
5. GRAND CHAMPIONSHIP: To be eligible horses must be entered, shown and judged in any other class in this section. Judged 75% on performance, presence, quality and manners; 25% on total conformation.
6. COMBINATION: Shown first to an appropriate four-wheeled vehicle at an animated walk and trot, then shown Under Saddle at an animated walk, trot, slow gait, rack and canter. Judged 50% on suitability for harness;

50% on saddle work with emphasis on trot. Light harness with blinkers, martingale, snaffle bit and overcheck are required. Overcheck bit is optional. Prize list must specify whether driver/rider must be the same in both phases of the class.

7. ASHBA TWO-YEAR-OLD, THREE-YEAR-OLD, FOUR-YEAR-OLD SWEEPSTAKES; ASHBA NATIONAL THREE-YEAR-OLD FUTURITY: Judged on performance, conformation, presence, quality and manners. Entries are to be stripped. (Refer to Rules SB102 and SB105.)

SUBCHAPTER SB-5 PERFORMANCE, THREE-GAITED

SB130 General

The Three-Gaited American Saddlebred should be the epitome of beauty, brilliance, elegance, refinement and expression. Its gaits are collected and its energy directed toward animation and precision. It is shown with a roached mane and tail. Horses competing in the ASHBA Three-Year-Old and Four-Year-Old Three Gaited Sweepstakes classes may be shown with a full mane. Two-Year-Olds may be shown with a full mane and tail. Roached or full tails are permitted.

SB131 Appointments

A double bridle consisting of snaffle and curb is preferred and must suit the horse. No horse shall be shown with a snaffle bit only, breast plate, tie-down or martingale (Exception: 2 Year Olds may be shown in a snaffle bridle with a running martingale when specified in the prize list and provided they compete separately against others using identical equipment). The saddle should be flat, English-type with leather or web girth. Informal dress for riders is required in morning and afternoon classes. Formal attire or dark colored habit (with collars and lapels of same color) and accessories are appropriate for evening. Gaudy colors should be avoided. (See GR801)

SB132 Gait Requirements

To be shown at flat walk or animated walk, park trot and canter.

SB133 Classes Offered and Specifications

PROHIBITED: Stallions in Ladies and Junior Exhibitor classes. Quality, animation and expression are important.

- a. Classes may be divided according to:
 - b. Sex—Mares, Stallions/Geldings.
 - c. Height—Over 14.2 hands and not exceeding 15 hands.
 - d. 15.2 hands and under.
 - e. Over 15.2 hands.
1. OPEN; LIMIT; JUNIOR HORSE (Four-Year-Olds & Under); THREE-YEAR-OLDS; TWO-YEAR-OLDS; MAIDEN; NOVICE. Judged on performance, presence, quality, manners and conformation. JUNIOR CHAMPIONSHIP: Judged 75% on performance, presence, quality and manners; 25% on total conformation.
 2. LADIES OPEN, LADIES AMATEUR ONLY. Judged on manners, quality, presence, performance and conformation. LADIES CHAMPIONSHIP: Judged 75% on manners, quality, presence and performance; 25% on total conformation.
 3. JUNIOR EXHIBITORS, AMATEURS (Ladies and/or Gentlemen); MASTERS; OWNERS; AMATEUR OWNERS; YOUTH. Judged on manners, performance, presence, quality and conformation. CHAMPIONSHIPS: Judged 75% on manners, performance, presence and quality; 25% on total conformation.
 4. To be eligible for the Junior Exhibitor; Amateur (ladies and/or Gentlemen); Masters; Owners; Amateur Owners; Youth Championships, horses must be entered, shown by a Junior Exhibitor; Amateur (ladies and/or Gentlemen); Masters; Owners; Amateur Owners and Youth respectively and judged in any other class in this section. Management may state in the prize list that only certain classes qualify for the Championships, i.e.,

Amateur Classes qualify for Amateur Championships, Ladies Classes qualify for Ladies Championship, etc. For specifications regarding stripping Championships refer to Rules SB105 and SB109.

5. GRAND CHAMPIONSHIP: To be eligible, horses must be entered, shown and judged in any other class in this section. Judged 75% on performance, presence, quality and manners; 25% on total conformation.
6. COMBINATION: Shown first to an appropriate four-wheeled vehicle at an animated walk and park trot, then to be shown Under Saddle at a walk, park trot and canter. Prize list must specify whether driver/rider must be the same in both phases of class. Entries to be driven with liverpool bit with side check. Judged 50% on suitability for harness; 50% on saddle work with emphasis on trot.
7. ASHBA TWO-YEAR-OLD, THREE-YEAR-OLD, FOUR-YEAR-OLD SWEEPSTAKES; ASHBA NATIONAL THREE-YEAR-OLD FUTURITY: Judged on performance, conformation, presence, quality, and manners. Entries are to be stripped. (Refer to Rules SB102.2 and SB105.)

SUBCHAPTER SB-6 PARK

SB134 Description and Eligibility

1. The American Saddlebred and Half American Saddlebred Park Horse should be stylish with finish and quality and well-mannered. The performance should be animated and graceful in all gaits.
2. Horses shown in any class of this section are ineligible to compete in the American Saddlebred/Half American Saddlebred Pleasure Division (including Park Pleasure) at the same competition. They may however compete in the Performance sections (i.e. Three gaited, Five gaited, Fine Harness) In-Hand, Parade or Model classes.
3. Classes may be offered for horses with a roached mane and tail or horses with a full mane and tail but classes cannot be combined. American Saddlebred horses can have set or natural tails.
4. Stallions are prohibited in Ladies and Junior Exhibitor classes.
5. Classes may be divided by:
 - a. Size of horse: 15.2 hands and under, Over 15.2 hands;
 - b. Age or sex of rider;
 - c. Sex of horse: Stallion, Gelding and Mare classes.

SB135 Appointments (see also SB104)

1. Under Saddle:
 - a. Bridle: A double bridle consisting of snaffle and curb is preferred and must suit the horse. No horse shall be shown with a snaffle bit only, breast plate, tie-down or martingale (Exception: 2 Year Olds may be shown in a snaffle bridle with a running martingale when specified in the prize list and provided they compete separately against others using identical equipment).
 - b. Saddle: The saddle should be flat, English-type with leather or web girth.
 - c. Attire: Informal Saddle Seat attire for riders is required in morning and afternoon classes. Formal Saddle Seat attire or dark colored habit (with collars and lapels of same color) and accessories are appropriate for evening. Gaudy colors should be avoided.
2. Driving: Shown to an appropriate vehicle, preferable a small buggy with four wire wheels but without top. Light harness with blinkers, martingale, snaffle bit, and overcheck are required. Overcheck bit is optional.

SB136 Gait Requirements

To be shown at an animated walk or flat walk, park trot and canter; plus slow gait and rack in Five-Gaited classes. In Fine Harness classes the gaits will be park trot and animated walk. Horses to stand quietly.

SB137 Classes Offered and Specifications

1. THREE GAITED PARK. OPEN; JUNIOR, MAIDEN, NOVICE AND LIMIT; and CHAMPIONSHIPS. To be shown at a walk, trot and canter. To be judged on performance, manners, presence, quality and conformation.
2. THREE-GAITED PARK. Ladies, Junior Exhibitor, Amateur (ladies and/or Gentlemen), Owners, Amateur Owners, Masters and Youth; and Championships. To be shown at a walk, trot and canter. Horses to stand quietly in the lineup. To be judged on manners, performance, presence, quality and conformation.
3. ASHBA TWO-YEAR-OLD SWEEPSTAKES; ASHBA NATIONAL THREE-YEAR-OLD FUTURITY: To be shown at a walk, trot and canter. To be judged on performance, conformation, presence, quality and manners. Entries are to be stripped.
4. FIVE-GAITED PARK: Shown at a walk, trot, canter, slow gait and rack. To be judged on performance, manners, presence, quality and conformation.
5. FINE HARNESS PARK: To be shown at an animated park trot (speed to be penalized) and an animated walk, to stand quietly. To be judged on performance, manners, presence, quality and conformation.

SUBCHAPTER SB-7 PLEASURE—GENERAL

SB138 Introduction

The Pleasure Horse should be a typical American Saddlebred with quality, style, presence and suitable conformation; likewise the Half American Saddlebred should have quality, style, presence and suitable conformation. The American Saddlebred and the Half American Saddlebred should have prompt, comfortable gaits; giving the distinct impression it is an agreeable mount to ride. Easy, ground-covering action is desired. Manners and suitability as a Pleasure mount are paramount. Special emphasis is placed on a true, flat walk. Transitions from one gait to another should be smooth and effortless. TO BE PENALIZED: Laboring action; pulling, tossing head; going sideways and tail-switching.

SB139 Ineligibility

1. Show Pleasure and Country Pleasure sections are open to amateur riders and drivers only. Exception: Professionals may show in Hunter Country Pleasure and Western Country Pleasure classes provided that the class is designated as open. See SB162.4 and SB157.5
2. Horses shown in any other section within the American Saddlebred/Half American Saddlebred division are ineligible to compete in the American Saddlebred/Half American Saddlebred Pleasure horse section at the same competition. Exception: In Hand classes and Parade Horse classes if shown by an amateur. Horses cross entered between the Parade and Pleasure sections at the same competition may not use artificial appliances or devices per SB141 and must adhere to SB140 Appointment, Tails, while on the competition grounds, before and during a competition.
3. American Saddlebred and Half American Saddlebred Pleasure horses may be shown in other divisions or multi-breed classes at the same competition for which they are qualified.
4. Professionals may show the American Saddlebred Pleasure horse and Half American Saddlebred Pleasure Horse in In Hand, Model, American Saddlebred Hunter Country Pleasure or American Saddlebred Western Country Pleasure classes designated as open (per SB157.5 and SB162.4), another division or multi breed classes and the horse would still be eligible to compete in Pleasure horse classes at the same competition.
5. Cross entering at the same competition is prohibited between Show Pleasure and Country Pleasure; Three-Gaited Pleasure and Five-Gaited Pleasure

SB140 Appointments, Tails

Entries must be shown with a full mane and tail. Tails must not be put in any device (i.e., tailset, bustle or brace) which alters their carriage while on the competition grounds. Exception: Horses showing in the Show Pleasure division may wear tailsets or bustles, but may not show with the tail tied or braced, and unset tails will not be penalized. The fact that a horse's tail has once been set does not exclude participation.

SB141 Artificial Appliances

The use of artificial appliances or devices such as chains, shackles, rubber bands, blinkers (except when driving) or blindfolds are prohibited on the grounds before or during a competition. Any animal with prohibited equipment must be disqualified from further competition and forfeit all entry fees and winnings. The use of protective equipment such as non-weighted bell boots, shin boots, etc., is allowed on the grounds and in the warm-up areas prior to entering the competition ring.

SB142 Showing

Classes are open only to mares and/or geldings. Stallions are prohibited except in Weanling and Yearling In-Hand. Horses are to be shown by an Amateur or by a Junior Exhibitor. Amateur and Junior Exhibitors shall not compete in the same class except in restricted classes and Championships and at competitions where there are insufficient entries to fill two classes.

SB143 Specialty Classes.

Model, Side Saddle, Antique Carriage with Period Costume, etc., classes may be offered for both Show and Country Pleasure (which may be shown together, provided the prize list so states). Classes for Jumpers, Dressage, etc., may be offered and shown under the rules of that particular USEF division.

SB144 In-Hand Classes

1. In-Hand classes for Pleasure Horses are encouraged.
2. Ungelded colts are permitted only in Weanling and Yearling classes.
3. Weanlings and Yearlings must be shown barefoot. Two-Year-Olds and older should be shod to conform with Show Pleasure or Country Pleasure rules. PROHIBITED: Curb bits on Weanlings and Yearlings.
4. Entries are to be led into the ring and shown in bridle or halter, without quarter boots, blinkers, blindfolds or other appliances. Only two Amateur/Juvenile attendants per animal are permitted. They must be neatly attired with clean, well-fitted conservative clothes. Entries must stand squarely on all four feet with the front legs perpendicular to the ground. Rear legs may be placed slightly back but the handler may be asked to move hind legs up under the animal for inspection.
5. Judged 50% on conformation and finish; 50% way of going and natural action (Refer to SB175).

SB145 Division of Classes

1. Classes may be divided according to:
 - a. Sex or age of horse.
Height—over 15.2 hands; 15.2 hands and under; 14.2 hands and under. Entries 14.2 hands and under must possess a valid measurement card or form, the measurement to be done as per SB204.3. Exception: A Federation measurement card or form is not required for entry into Lite classes restricted by the height of the horse or pony. However, horses and ponies must be within the correct height range when competing in classes restricted by height.
 - b. Sex or age of rider.
 - c. With or without Championships.

2. Recommended are Maiden, Novice, Limit, Junior (Four-Year-Olds & Under), Masters, Owners and Youth classes in all classifications and Amateur-Owner-Trainer.

SB146 Headers

One attendant without whip is permitted to head each horse during the line up in driving classes for both Country Pleasure and Show Pleasure. The header may stand the entry on its feet and then must stand three paces back from the horse and is only allowed to touch the horse for safety purposes. Horses are to remain checked but the overcheck may be adjusted. It is imperative that the horse stand quietly and back readily.

SUBCHAPTER SB-8 ENGLISH SHOW PLEASURE

SB147 General

1. The English Show Pleasure horse generally has less animation than the Three-Gaited, Five-Gaited and Fine Harness Performance horse but should be alert and responsive. High, natural, free-moving action is desirable. Laboring action due to excessive weight of shoes or length of foot is penalized.
2. Entries must be shown with full mane and tail. Horses showing in the English Show Pleasure division may wear tailsets or bustles, but may not show with the tail tied or braced, and unset tails will not be penalized. Braids and inconspicuously applied hair in mane and tail are permitted. Shoe bands and pads are permitted. Quarter boots and bell boots are permitted only in Five-Gaited classes.

SB148 Appointments (see also SB104)

1. Under Saddle:
 - a. Bridle: A double bridle consisting of snaffle and curb is preferred and must suit the horse. No horse shall be shown with a snaffle bit only, breast plate, tie-down or martingale. (Exception: 2 year olds may be shown in a snaffle bridle with a running martingale when specified in the prize list and provided they compete separately against others using identical equipment.)
 - b. Saddle: the saddle should be flat, English-type with leather or web girth.
 - c. Attire: For rider, informal attire with coat and hat or protective headgear. Gaudy colors should be avoided.
2. Driving: Entries to be shown with driver only to a two-wheeled jog cart. Light harness with blinkers, martingale, snaffle bit, and overcheck are required. Overcheck bit is optional. Driver to dress conservatively (not period attire).

SB149 Gait Requirements

To be shown at a flat walk, trot and canter plus slow gait and rack in Five-Gaited classes. In Driving classes, the gaits are flat walk, trot and extended trot.

SB150 Judging

Manners and suitability as a Pleasure mount are paramount. Transitions from one gait to another should be smooth and effortless. Light contact with the horse's mouth must be maintained. Special emphasis is placed on a true flat walk. Entries must stand quietly and back readily in the line-up. TO BE PENALIZED: Pulling, head tossing, laboring action, going sideways and tail-switching.

SB151 Classes Offered and Specifications

1. THREE-GAITED ENGLISH SHOW PLEASURE. Shown at a flat walk, trot and canter. Judged 75% on manners, performance, presence and quality; 25% on total conformation.

2. ENGLISH SHOW PLEASURE WALK/TROT. For riders 12 years of age and under. Riders must not have ever been judged in a class at a licensed or non-licensed competition that required a canter. To be shown at a flat walk and trot. Will not be asked to back. Horses must stand quietly in the lineup. Headers will be permitted in the lineup and will be called in by the announcer after the class has lined up and before they are judged. One attendant without whip will be permitted to head each horse during the lineup. To be judged on manners, performance, presence, quality and conformation.
3. FIVE-GAITED SHOW PLEASURE. Shown at a flat walk, trot, slow gait, rack at moderate speed and canter. Judged 75% on manners, performance, presence and quality; 25% on total conformation.
4. DRIVING SHOW PLEASURE. Shown to a two-wheeled jog cart with driver only. Shown at a flat walk, trot and extended trot, speed to be penalized. Light harness with blinkers, martingale, snaffle bit, and overcheck are required. Overcheck bit is optional. Judged 75% on manners, performance, presence and quality; 25% on total conformation.
5. ASHBA DRIVING CHALLENGE AND FINAL. (Drivers 17 years of age and under) To be shown and judged in accordance with SB151.4. For information regarding the qualification process or hosting classes, please contact the American Saddlebred Horse and Breeders Association at 4083 Iron Works Parkway, Lexington, KY 40511, (859) 259-2742, www.saddlebred.com.

SUBCHAPTER SB-9 ENGLISH COUNTRY PLEASURE

SB152 General

1. The English Country Pleasure horse may be less showy than the Show Pleasure horse but should still be typical of the breed. Easy, ground covering action is desired. As in all American Saddlebred sections, the best quality specimens of the breed should prevail.
2. English Country Pleasure horses must be plain shod or unshod. Permissible as plain shod shall be a shoe (inclusive of caulks), which may be thicker at the heel and may include toe clips and side clips. **One leather rim pad, no thicker than ¼" allowed. The rim pad is not to be any wider than the shoe.** Also permissible is an eggbar shoe. Not permissible as plain shod: bands, bars, **synthetic** pads of any kind, wedges, lead, springs, any attachment that extends below the bottom of the shoe, and any foreign substance not specified as permissible. The sole and entire frog of the foot must be visible. Any animal with prohibited shoeing must be disqualified from further competition at that competition and forfeit all entry fees and winnings. Quarter boots and bell boots are permitted only in Five-Gaited classes.
3. Entries must be shown with full mane and tail. Tails must not be gingered or put in any device (i.e., tailset, bustle or brace) which alters their carriage while on the grounds. The fact that a horse's tail has once been set does not exclude participation. Braids and artificial manes are prohibited. Inconspicuously applied hair in the tail is permitted.

BOD 06/17/2025 Effective 12/1/2025

SB153 Appointments

1. Under Saddle:
 - a. Bridle: A double bridle consisting of snaffle and curb is preferred and must suit the horse. No horse shall be shown with a snaffle bit only, breast plate, tie-down or martingale. (Exception: 2 year olds may be shown in a snaffle bridle with a running martingale when specified in the prize list and provided they compete separately against others using identical equipment.)
 - b. Saddle: The saddle should be flat, English-type with leather or web girth.
 - c. Attire: For rider, informal saddle seat attire with coat and hat or protective headgear. Gaudy colors should be avoided.
2. Driving: Entries to be shown to a two-wheeled jog cart with driver only. Light show harness with blinkers, martingale, snaffle bit (straight or jointed), overcheck or sidecheck are required. Overcheck or sidecheck bit is optional. Driver to dress conservatively (not period attire).

SB154 Gait Requirements

To be shown at a flat walk, trot, extended trot and canter; plus slow gait and rack in Five-Gaited classes. In Driving classes, the gaits are a flat walk, trot and extended trot.

SB155 Judging

Manners and suitability as a pleasure mount are paramount. Transitions from one gait to another should be smooth and effortless. Horses must be obedient with prompt transitions. Special emphasis is placed on a true, flat walk. Entries must be asked both ways of the ring to halt and stand quietly on the rail. Horses must stand quietly and back readily in the line-up. TO BE PENALIZED: Pulling, head tossing, laboring action, going sideways and tail-switching.

SB156 Classes Offered and Specifications

1. THREE-GAITED, ENGLISH COUNTRY PLEASURE. Shown at a flat walk, trot, extended trot and canter. Judged 75% on manners, performance, presence and quality; 25% on total conformation.
2. DRIVING COUNTRY PLEASURE. Shown to a suitable two-wheeled jog cart with driver only. Light show harness with blinkers, martingale, snaffle bit (straight or jointed), overcheck or sidecheck are required. Overcheck or sidecheck bit is optional. Driver to dress conservatively (not period attire). Shown at a flat walk, trot and extended trot, speed to be penalized. Judged 75% on manners, performance, presence and quality; 25% on total conformation. During any workout, headers are permitted for those not participating on the rail.
3. FIVE-GAITED COUNTRY PLEASURE. Shown at a flat walk, trot, extended trot, slow gait, rack at moderate speed and canter. Judged 75% on manners, performance, presence and quality; 25% on total conformation.
4. ENGLISH TRAIL. Shown over and through a minimum of five obstacles and at a flat walk, trot and canter on a reasonably loose rein without undue restraint. Judged 75% on manners, performance, presence and quality; 25% on total conformation.
5. ENGLISH PAIRS. Shown at a flat walk, trot and canter. Judged 75% on manners, performance, presence, quality and conformation; 25% on uniformity and neatness of attire.
6. COMBINATION. Shown in harness as a driving horse and Under Saddle as a Three-Gaited horse, English Equipment. Change of equipment to be made in the ring. Each phase of the competition to count 50%. Prize list to specify whether driver and rider must be same in both phases of the class.
7. VERSATILITY. Shown with Western Equipment at a flat walk, jog-trot and lope both ways of the ring. Then shown with English Equipment at a flat walk, trot, extended trot and canter both ways of the ring. Change of equipment for both horse and rider to be made in the ring. Each phase of the competition to count 50%. Prize list to specify whether riders must be the same in both phases of the class.

SUBCHAPTER SB-10 WESTERN

SB157 General

1. In Western Equipment and Trail classes, a less elevated head carriage should not be penalized. The Western Equipment horse should have more substance, especially in the quarters, be close-coupled and have well-defined withers. As in all American Saddlebred/Half American Saddlebred divisions, the best quality specimens of the breed should prevail.
2. Western Country Pleasure horses must be plain shod or unshod. Permissible as plain shod shall be a shoe (inclusive of caulks), which may be thicker at the heel and may include toe clips and side clips. **One leather rim pad, no thicker than ¼" allowed. The rim pad is not to be any wider than the shoe.** Also permissible is an eggbar shoe. Not permissible as plain shod: bands, bars, **synthetic** pads of any kind, wedges, lead, springs, any attachment that extends below the bottom of the shoe, and any foreign substance not specified as permissible. The sole and entire frog of the foot must be visible. Any animal with prohibited shoeing must be disqualified from further competition at that competition and forfeit all entry fees and winnings.

3. Entries must be shown with full mane and tail. Tails must not be put in any device (i.e., tailset, bustle or brace) which alters their carriage while on the grounds. The fact that a horse's tail has once been set does not exclude participation. Braids and artificial manes are prohibited. Inconspicuously applied hair in the tail is permitted.
4. If bridles are to be checked, it is the sole responsibility of the judge(s) to do so. The judge may designate the steward to check bridles at the out gate. Riders must dismount.
5. Professionals may compete in American Saddlebred division classes designated as Open in Western Country Pleasure Prospect, Junior Horse, Maiden/Novice/Limit Horse, and Western Country Pleasure classes, provided two additional Western classes restricted to amateurs are offered at the same competition.

BOD 06/17/2025 Effective 12/1/2025

SB158 Appointments (see also SB104)

Entries must be penalized for incomplete appointments but not necessarily disqualified.

1. Western Equipment.
 - a. Inconspicuously applied rubber bands may be used to keep the forelock in place.
 - b. Attire:
 1. Riders shall wear Western hat, long sleeved shirt and/or jacket with a collar and a necktie, kerchief or bolo tie, bow tie, peddle-tie, rosette-tie, or pin used as a tie; trousers or pants (or one piece equitation suit is acceptable provided it includes a collar and cuffs). Chaps, shotgun chaps or chinks and boots are required. A vest, coat or sweater may be worn. Protective headgear with harness is optional in all classes (refer to GR801), not required to be of Western style. Spurs are optional. Whips are prohibited except for riders riding side saddle.
 2. A side saddle rider must wear an apron of closed or button type with belt under loops. It is suggested that an apron with waistband cut the same as chaps and double thickness is used in classes where chaps are required.
 - c. Saddle: Entries shall be shown with stock saddle but silver equipment will not count over a good working outfit. A side saddle shall be considered legal equipment. Tapaderos are prohibited. Hobbles and riata are not required.
 - d. Bridles/Bits: There shall be no discrimination against any standard Western bit.
 1. A standard Western bit is defined as having a shank with a maximum length overall of 8 1/2".
 2. The mouthpiece will consist of a metal bar 5/16" to 3/4" in diameter as measured one inch in from the shank. The bars may be inlaid but must be smooth or latex wrapped. Nothing may protrude below the mouthpiece (bar) such as extensions, prongs or rivets designed to intimidate the horse.
 3. Rollers attached to the center of the bit are acceptable, and may extend below the bar.
 4. Jointed mouthpieces are acceptable and may consist of two or three pieces and may have one or two joints.
 5. A three-piece mouthpiece may include a connecting ring of 1 1/4" or less in diameter or a connecting flat bar of 3/8" to 3/4" (measured top to bottom with a maximum length of 2"), which lies flat in the mouth, or a roller or port as described herein.
 6. The port must be no higher than 3 1/2" maximum with roller(s) and covers acceptable. Jointed mouthpieces, half-breeds and spade bits are standard.
 7. Slip or gag bits, rigid donut mouthpieces and flat polo mouthpieces are prohibited. Roping bits with both reins connected to a single rein at center of cross bar shall not be used.
 8. Reins must be attached to each shank. Any rein design or other device which increases the effective length and thereby the leverage of the shank of a standard western bit is prohibited. Anything that alters the intended use of the equipment as provided for in the description of appointments for a given class is considered to be an artificial appliance.
 9. Standard snaffle bits are permitted in any class on horses four years old and under that have never been shown in any Western event in a curb bit bridle.
 10. A standard snaffle bit is defined as a center jointed single, rounded, unwrapped smooth mouthpiece of 5/16" to 3/4" diameter metal as measured from ring to 1" in from the ring with a gradual decreased to the center of the snaffle. The rings may be from 2" to 4" outside diameter of either the loose type, eggbutt, dee or center mounted without cheeks. If a curb strap is used it must be attached below the reins.

11. Hackamores are permitted in any class on horses four years old and under that have never been shown in any Western event in a curb bit bridle. A hackamore includes a bosal rounded in shape and constructed of braided rawhide or leather and must have a flexible nonmetallic core attached to a suitable headstall. Attached reins may be of hair, rope or leather. No other material of any kind is to be used in conjunction with a bosal, i.e., steel, metal or chains (Exception: smooth plastic electrical tape is acceptable)
12. Curb chains and leather chinstraps may be used but must be flat and at least 1/2" in width and lie flat against the jaws of the horse. No wire, rawhide, metal or other substance can be used in conjunction with or as part of the leather chinstrap, or curb chains. Rounded, rolled, braided or rawhide curb straps are prohibited. A light lip strap is permissible. Hackamore bits, bosals, cavesson type nosebands, martingales and tiedowns are prohibited. A judge does not have the authority to add or to remove any of the standard equipment as specified above.
13. A snaffle or hackamore horse is not more than four years old and must never have been shown in any western event in a bridle. Rider may use both hands. Both hands must be visible to the Judge. Horses may not switch from a curb bit to a snaffle or hackamore.

SB159 Gait Requirements

To be shown at a flat walk, jog-trot, and lope on a reasonably loose rein without undue restraint (ridden with one hand on reins, refer to SB161.1).

SB160 Judging

Manners and suitability as a pleasure mount are paramount. Transitions from one gait to another should be smooth and effortless. Horses must be obedient with prompt transitions. Special emphasis is placed on a true, flat walk. Entries must be asked both ways of the ring to halt and stand quietly on the rail. Horses must stand quietly and back readily in the lineup. TO BE PENALIZED: Pulling, head tossing, laboring action, going sideways and tail-switching.

SB161 Classes Offered and Specifications

1. WESTERN COUNTRY PLEASURE. (Open, Amateur, Masters, Maiden, Novice, Limit, Mares, Geldings, Junior Horse, OTR, Ladies, Gentlemen, Junior Exhibitor, Youth.) To be shown at a flat walk, jog- trot, lope. To stand quietly and back readily. Only one hand may be used on reins and hands must not be changed except to negotiate an obstacle in a Trail Horse Class. The rider's hand is to be around reins. When end of split reins fall on side of reining hand, one finger between reins is permitted. When using romal or when ends of split reins are held in hand not used for reining, no finger between reins is allowed. Rider may hold romal or end of spilt reins to keep them from swinging and to adjust the position of the reins provided it is held with at least 16" of rein between the hands. To be judged on manners, performance, quality and conformation.
2. WESTERN COUNTRY PLEASURE WALK /JOG. For riders 12 years of age and under. Horses to be shown and judged in accordance with other Western Country Pleasure classes with the exception that horses will not be asked to halt on the rail or back. Riders must never have been judged in a class at a licensed or non-licensed competition that required a canter or lope. Headers will be permitted in the lineup and will be called in by the announcer after the class has lined up and before they are judged. One attendant without whip will be permitted to head each horse during the lineup.
3. WESTERN COUNTRY PLEASURE PROSPECT. Open only to horses competing during their first or second year of competing in any level of competition (including without limitation Federation licensed competitions, Affiliate associated competitions, or open competitions) utilizing western tack. May be shown by a professional, amateur, or junior exhibitor. Hackamores and snaffle bits are permitted. To be shown at a flat walk, jog- trot, and lope. To stand quietly and back readily. Only one hand may be used on reins (two hands are permitted for Hackamores and snaffle bits) and hands must not be changed. The rider's hand is to be around reins. When end of split reins fall on side of reining hand, one finger between reins is permitted. When using romal or when ends of split reins are held in hand not used for reining, no finger between reins is allowed. Rider may hold romal or end of spilt reins to keep them from

swinging and to adjust the position of the reins provided it is held with at least 16" of rein between the hands. To be judged on manners, performance, quality and conformation.

4. WESTERN COUNTRY PLEASURE CHAMPIONSHIP (Open, Amateur, Masters, Junior Exhibitor, Youth). To be eligible, horse must have been entered, shown and judged in a designated qualifying class. To be shown at a flat walk, jog-trot and lope on a reasonably loose rein without undue restraint ridden with one hand on reins, refer to SB161.1. To stand quietly and back readily. To be judged on manners, performance, quality and conformation.
5. WESTERN SHOW PLEASURE. Shown at a flat walk, jog-trot and lope and ridden with one hand on the reins. (See SB161.1. Judged 75% on manners, performance, presence and quality; 25% on total conformation.
6. SADDLE & BRIDLE'S SHATNER WESTERN PLEASURE CLASS. Please refer to the website for "Saddle & Bridle" Magazine at www.saddleandbridle.com.
7. SADDLE & BRIDLE'S WORKING WESTERN PLEASURE CLASS. Please refer to the website for "Saddle & Bridle" Magazine at www.saddleandbridle.com.
8. WESTERN TRAIL. Shown over and through a minimum of five obstacles and at a flat walk, jog-trot and lope on a reasonably loose rein without undue restraint. Only one hand may be used on reins and hands must not be changed except to negotiate an obstacle in a Trial Horse Class (two hands are permitted for Hackamores and snaffle bits.) Judged 75% on manners, performance, presence and quality; 25% on total conformation.
9. WESTERN PAIRS. Shown at a flat walk, jog-trot and lope (ridden with one hand on reins, refer to SB161.1). Judged 75% on manners, performance, presence, quality and conformation; 25% on uniformity and neatness of attire.
10. VERSATILITY. Shown with Western Equipment at a flat walk, jog-trot and lope both ways of the ring. Then shown with English Equipment at a flat walk, trot, extended trot and canter both ways of the ring. Change of equipment for both horse and rider to be made in the ring. Each phase of the competition to count 50%. Prize list to specify whether riders must be the same in both phases of the class.

ACCEPTABLE




Fig. 1

UNACCEPTABLE



Fig. 2

ACCEPTABLE

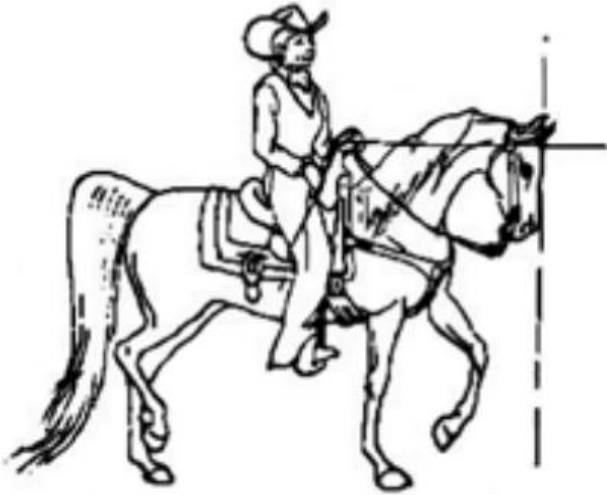


Fig. 3

UNACCEPTABLE


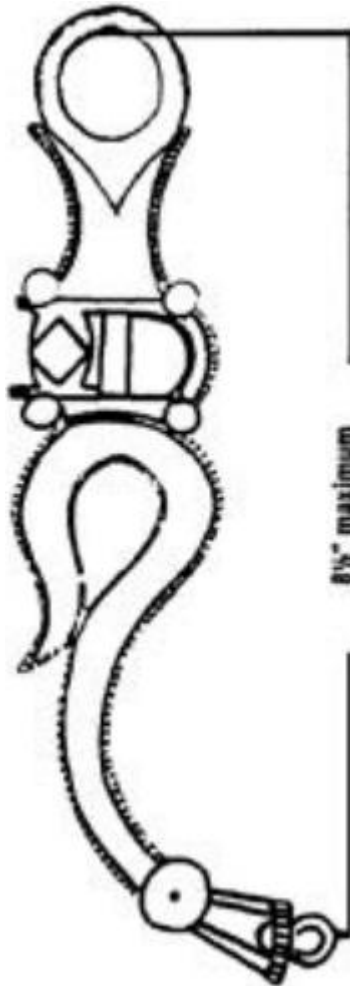


Fig. 4

| | GOOD | MINOR FAULTS | MAJOR FAULTS | ELIMINATION |
|----------------|---|---|---|---|
| WALK | Ground covering Flat footed Good attitude | Slow Disinterested Not attentive | Nervous Jogging not walking | |
| JOG | Easy riding Free action Consistent Steady | Too slow Too fast | Not performing a two-beat jog Failing to jog both front and back Hard or rough riding | |
| LOPE | Easy riding Good motion Consistent Steady | Too slow Too fast | Wrong lead Pulling Not performing a three-beat lope Hard or rough riding | |
| BACK | Proper flexion Readily responsive Back in straight line | Hesitant Not backing straight | Throwing head Gaping mouth Pulling, not backing Rearing | |
| GENERAL | Smooth Steady Easy riding Proper flexion and balance Good attitude Reasonably loose rein without undue restraint | Over or under flexion Sour ears Switching tail Inconsistent speed Out of balance Poll too high or too low to throw horse out of balance Improper or incomplete appointments | Throwing head Bad mouth Consistent bumping of the bit Gaping mouth Bleeding mouth Kicking Consistent breaking of gaits Obvious schooling Fall of horse or rider | Two hands on reins (exception: snaffle/hackamore horses) Fingers between closed reins More than one finger between split reins Illegal equipment Riding with whip (except sidesaddle) Lameness Cueing horse in front of cinch |
| HALT | Standing quietly | Fidgeting Moving slightly | No halt | |

*Eliminated entries are ineligible to receive an award regardless of the number of competitors in the class. However, eliminated entries that complete the qualifying class are eligible to participate in the championship unless the prize list specifically restricts entries in the championship to ribbon winners only. (See GR118)

SOME ACCEPTABLE CURB CHAINS



CORRECT METHOD OF MEASURING OVERALL BIT LENGTH. A VERTICAL LINE FROM THE UPPER MOST PART OF HEADSTALL SLOT TO THE REIN RING.

SUBCHAPTER SB-11 HUNTER COUNTRY PLEASURE

SB162 General

1. The American Saddlebred and the Half American Saddlebred Hunter Country Pleasure Horse must give the distinct appearance of being a pleasure to ride and display a pleasurable and relaxed attitude. It should be in a generally longer frame than that of other American Saddlebred and Half American Saddlebred Country Pleasure Horses. The neck should be carried lower and the head should be carried in a more relaxed manner with less bend at the poll. High headed horses and horses behind the vertical must be penalized. As in all American Saddlebred/Half American Saddlebred divisions, the best quality specimens of the breed should prevail.
2. Hunter Country Pleasure horses must be plain shod or unshod. Permissible as plain shod shall be a shoe (inclusive of caulks), which may be thicker at the heel and may include toe clips and side clips. **One leather rim pad, no thicker than ¼" allowed. The rim pad is not to be any wider than the shoe.** Also permissible is an eggbar shoe. Not permissible as plain shod: bands, bars, **synthetic** pads of any kind, wedges, lead, springs, any attachment that extends below the bottom of the shoe, and any foreign substance not specified as permissible. The sole and entire frog of the foot must be visible. Any animal with prohibited shoeing must be disqualified from further competition at that competition and forfeit all entry fees and winnings.
3. Horses may show with a conservative braided mane and tail. Horses shall not be penalized for showing with a full, unbraided mane and tail. Tails must not be put in any device (i.e., tailset, bustle or brace) which alters their carriage while on the grounds. The fact that a horse's tail has once been set does not exclude participation. Artificial manes are prohibited. Inconspicuously applied hair in the tail is permitted.
4. Professionals may compete in the American Saddlebred/Half American Saddlebred division in Hunter Country Pleasure Prospect or Hunter Country Pleasure classes designated as open, provided two additional Hunter classes restricted to amateurs are offered at the same competition.

BOD 06/17/2025 Effective 12/1/2025

SB163 Appointments (see also SB104)

Entries shall be penalized for incomplete appointments, and may be disqualified. Hunter pleasure horses must be shown with traditional hunter-style equipment, including browband and cavesson of hunter type.

Hunter pleasure horses shall be shown with hunter-style equipment

1. Bridle: A snaffle bridle, pelham with two reins, kimberwicke bits or a full bridle (curb and snaffle). If a full bridle is used, it must be of hunter style with curb shanks and pelhams not exceeding five and a half inches (5.5"). Curb Shanks and pelhams must be measured from the uppermost part of the headstall slot to the rein ring, please see diagram below. Curb shanks and pelhams exceeding five and a half inches (5.5") will be penalized. Breast plates are permissible, but martingales are prohibited.
2. Saddle: A forward or balance seat saddle. Exception: an appropriate style side saddle is permitted.
3. Attire: Shall be traditional hunter-style jacket, breeches or hunter jodhpurs, dark hunting cap, derby or protective headgear and appropriate boots. Tall dress or tall field boots are preferred as traditional. Paddock or jodhpur boots with matching half chaps are permitted. A stock, choker or four in hand tie with any color shirt is correct. Shadbellies are prohibited. A coat of traditional color made of materials that are suitable for hunting is permitted. Discrete patterns are permitted. Brocades, raised patterns, glossy/metallic/shiny fabrics or materials are prohibited for hunting and shall be penalized. Ornamentations on any items of attire are prohibited and must be penalized (except a stock or lapel pin, tie clip, number magnets, or tie tack.) Exception: a side saddle rider may wear a skirt, divided skirt, or apron.
4. In all classes, gloves, hunter crop or bat, spurs and appointments are optional. Junior riders shall wear headgear with protective harness attached when mounted. Protective headgear may be worn without penalty. Members of the Armed Services or the Police may wear the Service Dress Uniform.

SB164 Gait Requirements

To be shown at a walk, trot (forward moving stride), extended trot, canter and extended canter both ways of the ring. For safety reasons the judge may limit the number of horses to be shown at extended canter at one time. Entries must be asked both ways of the ring to halt and stand quietly on the rail.

SB165 Judging

Manners and suitability as a pleasure mount are paramount. Transitions from one gait to another should be smooth and effortless. Horses must be obedient with prompt transitions. Special emphasis is placed on a true, flat walk. Entries must be asked both ways of the ring to halt and stand quietly on the rail. Horses must stand quietly (Hunter horses are not to be stretched) and back readily in the line-up. **TO BE PENALIZED:** Pulling, head tossing, laboring action, going sideways, tail-switching and excessive speed at the extended canter. For Hunter Country Pleasure Horses, competitors enter the ring in a counterclockwise direction at the trot. Light contact with the horse's mouth must be maintained at all gaits. Judges must consider the performance at each gait equally in adjudicating the class. Horses may show with a conservative braided mane and tail. Horses shall not be penalized for showing with a full, unbraided mane and tail.

Illustrations depicting headsets for an American Saddlebred/Half American Saddlebred competing in Hunter Country Pleasure

To be penalized

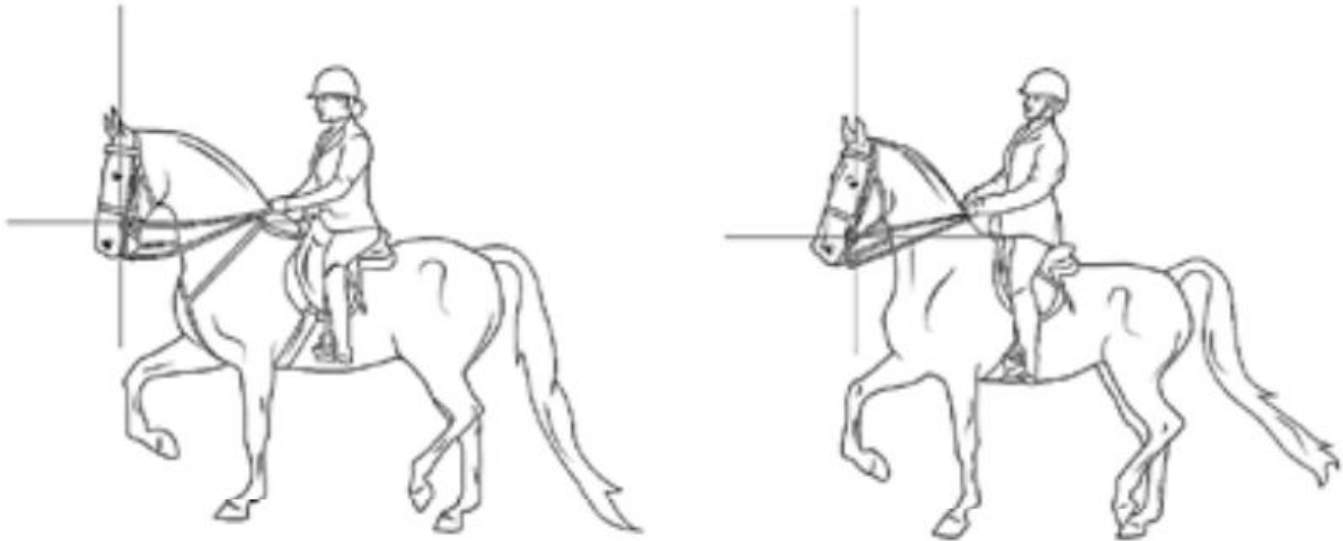


Acceptable

To be penalized



Acceptable



SB166 Classes Offered and Specifications

1. HUNTER COUNTRY PLEASURE. (Open, All Ages, Ladies, Gentlemen, Adult Amateur, Master, Juvenile, Maiden, Novice, Youth, Limit, Junior, Championship, or Stake) To be shown at a walk, trot, extended trot, canter and extended canter both ways of the ring. For safety reasons the judge may limit the number of horses to extended canter at one time. Entries must be asked both ways of the ring to halt and stand quietly on the rail. To be judged on manners, performance, suitability as a Hunter, quality and conformation. In the line, horses must stand quietly with all four legs perpendicular to the ground. Horse shall be required to back readily in the line.
2. HUNTER COUNTRY PLEASURE PROSPECT. Open only to horses competing during their first or second year of competing in any level of competition (including without limitation Federation licensed competitions, Affiliate associated competitions, or open competitions) utilizing hunter tack. May be shown by a professional, amateur or junior exhibitor. To be shown at a walk, trot, extended trot, canter and extended canter both ways of the ring. For safety reasons, the judge may limit the number of horses required to extended canter at one time. Entries must be asked both ways of the ring to halt and stand quietly on the rail. To be judged on suitability as a Hunter, manners, performance, quality and conformation. In the line, horses must stand quietly with all four legs perpendicular to the ground. Horse shall be required to back readily in the line.
3. SADDLE & BRIDLE'S HUNTER SEAT CLASSIC. Please refer to the website for "Saddle & Bridle" Magazine at www.saddleandbridle.com.
4. ASHBA Four-Year-Old Hunter Sweepstakes - open only to four-year-olds that have been nominated to the ASHBA Four-Year-Old Hunter Sweepstakes Program. May be shown by a professional or amateur. To be shown at a walk, trot, extended trot, canter and extended canter both ways of the ring. Entries must be asked both ways of the ring to halt and stand quietly on the rail. To be judged on suitability as a Hunter, manners, performance, conformation, and quality. In the line, horses must stand quietly with all four legs perpendicular to the ground. Horse shall be required to back readily in the line. Entries are to be stripped.

SUBCHAPTER SB-12 PARK PLEASURE

SB167 Description and Eligibility

1. The American Saddlebred and Half American Saddlebred Park Pleasure Horse should be stylish with finish, quality and well mannered. The performance should be animated and graceful at all gaits.

2. This section is open to professionals and amateurs. Horses shown in any class of this division are ineligible to show in the American Saddlebred Performance Division (i.e. Three-Gaited, Five-Gaited, Fine Harness, and Park Horse) or the American Saddlebred Pleasure and Country Pleasure divisions at the same show except they may show in In-Hand or Model classes. Classes in the Park Pleasure division are open to mares and geldings only.
3. Country Park Pleasure horses must be plain shod. Permissible as plain shod shall be a shoe (inclusive of caulks), which may be thicker at the heel and may include toe clips and side clips. Also permissible is an eggbar shoe. Not permissible as plain shod; bands, bars, pads of any kind, wedges, lead, springs, any attachment that extends below the bottom of the shoe, and any foreign substance not specified as permissible. The sole and entire frog of the foot must be visible. Any animal with prohibited shoeing must be disqualified from further competition at that competition and forfeit all entry fees and winnings.
4. In Park Pleasure classes entries must be shown with a full mane and tail. Horses showing in the Park Pleasure division may wear tailsets or bustles, but may not show with the tail tied or braced and unset tails will not be penalized. The use of artificial appliances or devices such as chains, shackles, rubber bands, blinkers (except when driving) or blindfolds are prohibited on the grounds before or during the show. Any animal with prohibited equipment must be disqualified from further competition at that show and forfeit all entry fees and winnings.

SB168 Appointments (see also SB104)

1. Bridle: A double bridle consisting of snaffle and curb is preferred and must suit the horse. No horse shall be shown with a snaffle bit only, breast plate, tiedown or martingale (Exception: 2 Year Olds may be shown in a snaffle bridle with a running martingale when specified in the prize list and provided they compete separately against others using identical equipment).
2. Saddle: The saddle should be flat, English-type with leather or web girth.
3. Attire: For rider, informal attire with coat and hat or protective headgear. Gaudy colors should be avoided.

SB169 Judging Procedure

To be judged on manners, performance, presence and quality and conformation. Country Park Pleasure horses must be obedient with prompt transitions and entries must be asked, both ways of the ring, to halt and stand quietly on the rail.

SB170 Gait Requirements

1. Park Pleasure horses are to be shown at a flat walk, trot and canter.
2. Country Park Pleasure horses are to be shown at a true flat walk, a trot, an extended trot, and canter.

SB171 Classes Offered and Specifications

1. PARK PLEASURE THREE-GAITED; OPEN, JUNIOR, THREE-YEAR-OLD, MAIDEN, NOVICE, LIMIT, AMATEUR, MASTER: Shown at a flat walk, trot, and canter. Horses must stand quietly and back readily in the line-up. Judged 75% on manners, performance, presence and quality; 25% on total conformation.
2. PARK PLEASURE DRIVING; OPEN, JUNIOR, THREE-YEAR-OLD, TWO-YEAR-OLD, MAIDEN, NOVICE, LIMIT, AMATEUR, MASTER: Shown to a two-wheeled jog cart with driver only. Shown at a flat walk, trot and extended trot, speed to be penalized. Light harness with blinkers, martingale, snaffle bit, and overcheck are required. Overcheck bit is optional. Horses are required to back. Judged 75% on manners, performance, presence and quality; 25% on total conformation.
3. ASHBA TWO-YEAR-OLD, THREE-YEAR-OLD, FOUR-YEAR-OLD SWEEPSTAKES; ASHBA NATIONAL THREE-YEAR-OLD FUTURITY: Shown at a flat walk, trot, and canter. Horses must stand quietly and back readily in the line-up. Judged on manners, performance, conformation, presence, and quality. Entries are to be stripped. (Refer to SB102.2 and SB105.)
4. COUNTRY PARK PLEASURE THREE-GAITED; OPEN, JUNIOR, THREE-YEAR-OLD, MAIDEN, NOVICE, LIMIT, AMATEUR, MASTER: Shown at a true flat walk, trot, extended trot, and canter. Horses must be asked both ways of

the ring to halt and stand quietly on the rail. Horses must stand quietly and back readily in the line up. Judged 75% on manners, performance, presence, and quality; 25% on total conformation.

SUBCHAPTER SB-13 IN-HAND AND MODEL

SB172 In-Hand

General. These rules govern all classes where horses are shown In-Hand, including open and futurity classes. Special rules for showing in Pleasure In-Hand and Youth Showmanship classes apply.

SB173 Appointments (see also SB104)

1. Entries to be led in the ring and shown in bridle or halter without quarter boots, blinkers, blindfolds or other appliances. PROHIBITED: Curb bits and tail sets on weanlings and yearlings.
2. The use of artificial appliances or devices on weanlings and yearlings such as chains, shackles, rubber bands or blindfolds is prohibited on the grounds before or during a competition. Smooth, round leather straps will be allowed prior to entering the competition ring.
3. Blinker hoods with half cups mounted in the vertical position so as to allow forward vision are allowed on weanlings and yearlings prior to entering the competition ring.
4. Weanlings and yearlings must show with unset tails; tail sets and bustles worn on the competition grounds in preparation for the competition are expressly forbidden on weanlings. Bustles are permitted on yearlings.<sup>[P]
[SEP]</sup>
5. Any entry with prohibited equipment must be disqualified and shall forfeit all entry fees and winnings at that competition.

SB174 Attendants

Only two people per animal are permitted in the ring. Handlers and attendants must be neatly and appropriately dressed in clean and well-fitted clothes. Each may carry or use a whip not exceeding 6' including lash; the lash shall not have been altered in any way except no more than two ribbon streamers attached that are eight inches or less in length. It must be a standard whip of suitable style.

SB175 Judging Procedures

1. Conformation and finish count 50% of the total score. All entries should be judged according to the standards for the ideal American Saddlebred/Half American Saddlebred type and conformation. Defects must be penalized. Way of going and natural action count 50% of the total score. Labored way of going to be severely penalized. All entries should be judged according to the standards for the walk and trot. Undesirable traits should be penalized.<sup>[P]
[SEP]</sup>
2. All entries should enter the ring, one at a time, showing at the trot.
3. Entries are to be judged individually standing and at a walk and trot on the lead.
4. Horses should stand squarely on all four feet with the front legs perpendicular to the ground. Rear legs may be placed slightly back, but the handler may be asked to move hind legs under the animal for inspection.
5. If the judge elects to have a second workout, all horses chosen for the workout should perform at a walk and trot on the lead.

SB176 Classes Offered

In-Hand classes may include open and amateur divisions for: Weanlings (Colts and/or Fillies); Yearlings (Colts & Geldings and/or Fillies); Two-Year-Olds (Colts & Geldings and/or Fillies); Three-Year-Olds (Three-Gaited or Five-Gaited/Fine Harness Stallions & Geldings and/or Mares); Four-Year-Olds and over (Three-Gaited or Five-Gaited/Fine Harness Stallions & Geldings and/or Mares); Stallions Suitable to Get (Three-Year-Olds & Over); Sire & Get (Stallion to be shown with two or more of Get); Get of Sire (Two or more of get to be shown); Broodmares (may be divided into mares that have

produced foals and mares that have been bred but have not produced); Broodmare and Foal; Dam and Produce (Mare to be shown with two or more of produce); Produce of Dam (two or more of produce to be shown).

SB177 Model

1. Appointments and Attendants: Refer to SB104, SB173, SB174 and SB175.
2. Judging Criteria: Horses in Model classes are to be judged according to the standards for the ideal American Saddlebred/Half American Saddlebred type and conformation. Defects must be penalized. Entries in Model classes are to be judged on conformation and finish only and are not to be moved on the line; way of going is not to be considered. Refer to SB102.
3. Judging Procedures: Three-Gaited: Entries must have roached mane and tail and are to be led into the ring wearing bridle or halter, without quarter boots. Fine Harness and Five-Gaited: Entries must have full mane and tail and are to be led into the ring wearing bridle or halter, without quarter boots.
4. Special rules for showing in Pleasure Model classes apply. Refer to SB144.

SUBCHAPTER SB-14 YOUTH SHOWMANSHIP IN HAND

SB178 Judging Criteria

In Showmanship classes, the junior exhibitor is judged on their ability to present and show a horse in the ring to its greatest advantage in such a manner as to overcome any conformation faults. Judging is based on: 50%—Presentation of the horse and showmanship skills; 40%—Condition, grooming and fitting of the horse; 10%—Appearance and grooming of exhibitor.

SB179 Appointments (see also SB104)

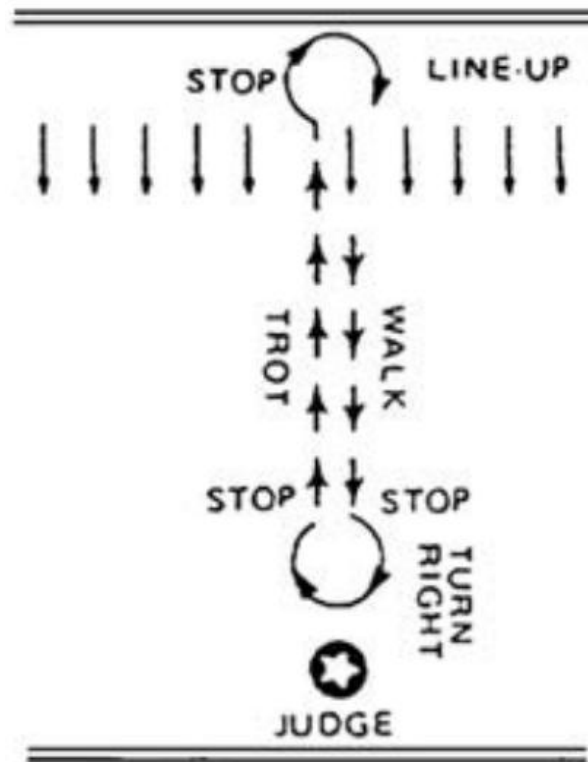
1. Weanling—Leather show halter with matching lead strap.
2. Yearling—Leather show halter or snaffle bridle with matching lead strap. Prohibited: Curb bits on weanlings and yearlings.
3. Two-Year-Olds & Older—Double bridle or curb alone. If a double bridle is used, the snaffle rein may be removed. If the snaffle rein has not been removed, it should be placed over the horse's withers. The horse is led and presented with the curb rein only.
4. Only a riding whip is permitted, but no appendages such as plastic or ribbon may be used. Prohibited: Noise makers, clumps of grass, clickers, quarter boots, blinkers or other appliances.
5. Correct attire: Jodhpurs or neat, dark slacks, long-sleeved shirt, tie, boots and vest (of any material) or proper western or hunt dress; coats of any kind are prohibited; hats and gloves are optional. Clothes and person should be neat and clean.

SB180 Judging Procedures

1. Entries should enter the competition ring at the gait requested and lead in the direction indicated by the ringmaster until asked to line up the horse for inspection. A distance of at least ten feet (about two horse lengths) should be maintained between entries, both in circling the ring and in the line-up.
2. The horse must stand squarely with weight distributed on all four feet, hooves pointed straight ahead and with the front legs perpendicular to the ground. The horse's feet may be moved by pulling/pushing on the lead rein as necessary, along with putting the hand on the shoulder and exerting pressure if required. To be penalized: Using a foot or a whip to move the horse's feet.
3. The handler should be positioned in front of the horse in such a way as to be able to see the animal and present a full view of the horse to the judge, being careful to stay out of the judge's way. The handler should observe both the horse and the judge at all times and not be distracted by persons or objects outside the ring.

4. The lead shank/rein should be held in the right hand about 12 to 24 inches from the halter or bit. The other end should be neatly held in the left hand. It is permitted to change hands if it is more convenient to put the horse in position or while showing to the judge.
5. The handler's body should be well-balanced so as to permit free movement and the proper presentation of the horse. Fluidity of motion and a flexible position to work the horse are essential.
6. When the judge is down the line or is looking at another entry, the handler should stand at the horse's head on the opposite side of the judge as much as possible. Instructions should be followed promptly and sharply. It is permitted to adjust or mildly correct the horse.

SB181 Workouts



1. An acceptable standard pattern for the mandatory individual workout:
2. The handler should stand to the horse's left and move off on a loose rein if possible, leading from the left side. A light touch of the whip is permitted, if necessary. The horse should move out briskly and in a straight line. When moving away from the judge, the horse should be kept in line with the judge so the horse's movement can be observed. The horse should be brought to a complete stop at either end of the line before turning. The horse should be turned to the right, away from the handler, at the end of the line.
3. When the judge is observing other horses, the horse should stand reasonably well-posed. The handler should appear alert and showman like until the entire class has been placed and the judge has submitted their card.
4. The handler should be natural and avoid overshooting, undue fussing and maneuvering, and respond promptly to requests from the judge or other officials. Courtesy and good sportsmanship should prevail at all times.
5. **TO BE PENALIZED:** Incorrect or dirty attire; poorly groomed and trimmed horses; incorrect or dirty equipment (i.e., keepers out, twisted cheek pieces, etc.); overuse of whips or reins; interfering with other exhibitors; overcoaching from outside the ring; exaggerated, stiff or rigid position; not following instructions. **NOTE:** 4-H regulations may differ from the above. If you are showing in 4-H Showmanship classes, please consult local 4-H rules.

SUBCHAPTER SB-15 CARRIAGE PLEASURE DRIVING

Carriage Pleasure Driving classes held in the American Saddlebred Division are to be conducted in accordance with the Carriage Pleasure Driving Division, Chapter CP.

SUBCHAPTER SB-16 GOLDEN

SB182 General

Classes restricted to Golden American Saddlebred horses shall be shown and judged under the general rules of the American Saddlebred Division.

SB183 Specifications

1. All horses must be shown with a full mane and tail except Weanlings and Three-Gaited horses which may be shown with a roached mane and tail.
2. The ideal body coat color shall be that of a gold coin. Acceptable individuals may have color variations either lighter or darker. Purity of color is desirable. The mane and tail should be white and the presence of dark hairs will lower the color score. White markings permitted only on the face and legs.

SUBCHAPTER SB-17 PARADE

SB184 General

The Parade horse should exhibit all the good American Saddlebred or Half American Saddlebred conformation traits and be of sufficient size and substance to carry the rider's weight and Parade equipment easily. Entries may be of any color and are to be shown with a full mane and tail. Tail may be set.

SB185 Appointments (see also SB104)

Horses are to be shown with a western-type, decorative silver saddle and bridle. Breast plates, tapaderos and serapes may be used as additional appointments. PROHIBITED: Tie-down martingales, draw reins, boots and artificial color or markings.

SB186 Judging Procedure

75% performance, manners, quality and conformation; 25% appointments of horse and rider. Desired characteristics are action, collection and brilliance. Conformation must be considered in Championship Classes. To be shown and judged under the rules of the Parade Horse Division (Federation Chapter PH). Exception: Stallions are prohibited in Ladies and Junior Exhibitor classes.

SB187 Gait Requirements

1. The Parade Horse is shown at an animated walk and a parade gait, maximum speed being 5 MPH. There should be enough difference between the animated walk and parade gait to distinguish two separate gaits.
2. Horses may be asked to halt on the rail at any time during the performance part of the class to demonstrate willingness to stand.
3. Excessive speed, bad manners, bad mouth, not standing quietly and irregular gaits are undesirable.

SB188 Classes Offered

Open, Ladies, Junior Exhibitor, Amateur (Ladies and/or Gentlemen), Youth, Owners, Amateur Owners, Pinto, Palomino/Golden, Solid Color other than Palomino/Golden and Championships.

SUBCHAPTER SB-18 ROADSTER

SB189 General

The Roadster should have good American Saddlebred or Half American Saddlebred conformation and be shown with a full mane and tail. Tails must not be put in a tail brace or any other device. Wagon Roadsters will have more scale and height than Bike Roadsters.

SB190 Appointments

In Bike and Under Saddle classes, exhibitors shall wear stable colors, cap and jacket to match. In Wagon classes, exhibitors shall wear a business suit with a hat of choice. The exhibitor's number must be worn on the driver's back. Protective headgear may be worn without penalty. (See GR801)

SB191 Equipment

Roadsters shall be shown to a bike (or wagon) of good appearance and stability. Harness with martingale, shall consist of bridles with square blinkers, snaffle bit and overcheck, breast collar with straight flaps, with traces made round with flat ends. Reins should be of tan leather and made round up to the handpieces. Quarter boots are optional.

SB192 Judging Procedures

1. Roadsters must enter the ring clockwise at a jog-trot, then show at the road gait. On the reverse, to be shown at the jog-trot, road gait and then at speed. All three gaits must be considered.
2. Horses shall be shown on the rail at all times except when passing and should go to the far end on every corner without side-reining; should be light mouthed, capable of being taken up at any time, willing to walk and stand quietly when being judged in the center of the ring.
3. Judged on performance, speed, quality and manners. Exception: Manners are emphasized in Amateur and Junior Exhibitor classes.

SB193 Gait Requirements

At all speeds, Roadsters should work in form; i.e., chins set and legs working beneath them, going collectedly. Animation, brilliance and competition ring presence should be evident working at the jog-trot and road gait. UNDESIRABLE: Long, sprawling front action, dragging or trailing hind legs and straddle-gaited action behind, all of which indicate imbalance. Pacey or mixed gait; pacing and racking on turns; or breaking and running on the turns shall be penalized.

SB194 Classes Offered

Classes are offered for Amateurs, Junior Exhibitors, Youth, Open, Under Saddle and Championships. Under Saddle classes do not qualify for Bike/Wagon Championships. Classes may be offered for horses shown to a wagon.

SUBCHAPTER SB-19 LADIES SIDE SADDLE SECTION

SB195 General

1. The American Saddlebred Ladies Side Saddle horse should be typical of the American Saddlebred breed.
2. Competitors enter the ring in a counterclockwise direction at the trot or jog-trot.
3. Judges must consider all gaits equally in adjudicating this class.
4. When entries warrant, it is recommended that side saddle classes be divided into English or Western.
5. Safety is of the utmost importance in tack and attire. Judges should penalize exhibitors not conforming to good safety practices.
6. Horses competing in the Ladies Side Saddle section may cross enter into the American Saddlebred Pleasure sections or the Half American Saddlebred Pleasure section if they meet the requirements of their respective sections (e.g. use of artificial appliances, shoeing, tail sets, tack and attire etc.)

SB196 Appointments (see also SB104)

1. Bridle
 - a. Saddle Seat—full bridle, pelham or curb
 - b. Hunter—per American Saddlebred Hunter Country Pleasure Appointments, SB163.
 - c. Show Hack—single snaffle, full bridle, pelham, kimberwick bit; browband and cavesson other than Hunter or Dressage types are prohibited.
 - d. Western— Per American Saddlebred Western Country Pleasure, SB158.
 - e. Period—appropriate bridle of style depicted by a period costume is also acceptable.
2. Martingales or tie downs are prohibited.
3. Saddle: Appropriate side saddle, either English or Western style.
4. Attire: For all seats, a skirt, divided skirt or apron, hat, and appropriate boots are required. Protective headgear may be worn without penalty.
 - a. Saddle Seat—In morning and afternoon classes, informal Saddle Seat riding habit or Day Coat with jodhpurs, a collared shirt, tie, vest, complimentary gloves, derby or soft hat. More formal attire may be worn in the evenings. Dark colored, formal Saddle Seat riding habit consisting of a tuxedo-type jacket with collars and lapels of the same color with matching jodhpurs, formal shirt, bow tie, vest or cummerbund, complimentary gloves and matching top hat.
 - b. Hunter—Per American Saddlebred Hunter Country Pleasure Appointments, SB163.
 - c. Show Hack—Attire consists of hunter style coat, traditional short or long sleeved riding shirt with a choker or tie, and breeches. A conservatively colored hunting cap, derby or protective headgear is required. In the evenings, formal attire consisting of white breeches, top hat and tails may be worn.
 - d. Western—Per American Saddlebred Western Country Pleasure Appointments, SB158.
 - e. Period—Period attire is also acceptable and encouraged to be researched as to the authenticity of the entire costume.
5. Spur, whip or crop optional, at the exhibitor's discretion.
6. Competitors must be penalized for incomplete appointments but not necessarily disqualified.

SB197 Qualifying Gaits.

The side saddle horse should give the distinct impression that it is a comfortable mount to ride. A good ground-covering walk, a comfortable trot or jog-trot, and easy flowing canter or lope is desirable. Transitions from one gait to another should be smooth and effortless. Riders may sit or post to the trot.

SB198 Class Specifications

1. LADIES ENGLISH SIDE SADDLE, (Saddle Seat, Hunter, Show Hack) LADIES WESTERN/ENGLISH SIDE SADDLE (Saddle Seat, Hunter, Show Hack), LADIES WESTERN SIDE SADDLE. To be shown at a walk, trot or jog-trot, canter

or lope both directions of the ring. Horses should back readily if requested by the judge and stand quietly. To be judged 85% on manners, performance, suitability, quality and conformation; 15% on appropriate side saddle attire. Manners and suitability of purpose shall be emphasized. (Suitability refers to the horse being suitable as a side saddle mount.)

2. CHAMPIONSHIP. To be eligible, a horse must have been entered, shown and judged in a designated qualifying class in the Ladies Side Saddle section. To be shown at a walk, trot or jog-trot, canter or lope both directions of the ring. Horses should back readily if requested by the judge and stand quietly. To be judged 85% on manners, performance, suitability, quality and conformation; 15% on appropriate side saddle attire. Manners and suitability of purpose shall be emphasized. (Suitability refers to the horse being suitable as a side saddle mount.)

SUBCHAPTER SB-20 DRESSAGE SUITABILITY

SB199 General

1. Horses should give the appearance of having the potential to become a dressage horse. Horses which have competed at First level Dressage or above are not eligible to compete in Dressage Suitability.
2. Form to function to be emphasized. American Saddlebreds/Half American Saddlebreds suitable to Dressage carry a higher set-on neck than the Hunter type, with sufficient length and flexion of the poll. Movement should be free, elastic, active and regular with good push from behind without tension and with a tendency toward an uphill balance.
3. Objective: To confirm that the horse's muscles are supple and loose, and that it moves freely forward in a clear steady rhythm, with purity of the gaits, and accepting contact with the bit. The horse should show lightness of the forehand and engagement of the hindquarters. Resistance and tension of the horse to be penalized. The horse's potential as a Dressage mount should be paramount.
4. Refer to Chapter DR-Dressage Division for directives in performance and judging, including DR101-Object and General Principles of Dressage, DR102-107-gaits and transitions, DR116-The Impulsion, The Submission, and DR117-The Position and Aids of the Rider.
5. Entries must be shown with full mane and tail. Tails must not be put in any device (i.e., tailset, bustle or brace) which alters their carriage while on the grounds. The fact that a horse's tail has once been set does not exclude participation. Artificial manes are prohibited. Manes and tails may be braided, secured with thread, yarn, or bands. Ribbons or other decorations are prohibited. Inconspicuously applied hair in the tail is permitted.
6. Professionals may compete in classes designated as Open classes.
7. Class open to stallions, mares and geldings. Junior exhibitors may not show stallions.
8. Trot work to be ridden rising.
9. Horses are placed and no actual scores are awarded.

SB200 Appointments (see also SB104)

1. English equipment:
 - a. Bridle: Horses must be shown in a Dressage-type or Hunter-type snaffle bridle with a smooth snaffle bit (as approved in DR121). Noseband must be a regular cavesson, a drop noseband, a flash noseband, or a figure eight noseband. Martingales of any type, draw reins, **tongue stabilizers**, other artificial appliances, boots and bandages are prohibited in competition.
 - b. Saddle: Saddles shall be English Dressage or all-purpose English type saddle. Dressage type saddle pads are required and should be white or of conservative color
2. Attire: shall be a traditional short riding coat of conservative color, with tie, choker or stock tie or integrated stand-up collar, white or light-colored breeches or hunter jodhpurs, boots or jodhpur boots, and protective head gear as defined by DR120 and in compliance with GR801. A cutaway coat (modified tailcoat) with short tails is permitted. Gloves of conservative color are recommended. Half chaps, gaiters and/or leggings are not permitted.
3. Other:
 - a. Spurs must be made of metal. Only English-style spurs are permitted, as described below. The shank must be either curved or straight pointing directly back from the center of the spur on the rider's boot. If the shank is curved, the spurs must be worn only with the shank directed downwards. However, swan necked spurs are

allowed (curved shank directed upwards). The inside arm of the spur must be smooth and one or both arms may have rubber covers. If rowels are used, they must be blunt/smooth and free to rotate. Metal spurs with round hard plastic knobs on the shank are allowed ("Impuls" spur). "Dummy" spurs with no shank are also allowed. The maximum length for spurs is 5.08 (2 inches) including rowels. This restriction also applies to warm-up and training areas, as well as during competition.

- b. One whip no longer than 47.2 inches (120cm), including lash may be carried in all classes. An adjustable-length whip may not be carried by a mounted rider.

SB201 Gait Requirements

1. Innate quality movement is a priority in Dressage Suitability classes. All gaits should be pure in rhythm, and should be without tension or resistance. Transitions should be without hesitation and balanced.
2. Walk. (also normal walk) the rhythm of the walk is four-beats with equal intervals between each beat. The walk is regular, free and unconstrained.
3. Trot. (also normal trot) the rhythm of the trot is two-beats. The trot is free, active and regular. The steps should be balanced and elastic with the horse demonstrating a supple back, suspension, and well engaged hindquarters.
4. Canter. (also normal canter) the rhythm of the canter is three-beats. The canter should be light, cadenced (rhythm with a suitable tempo combined with springy impulsion) and regular.
5. Rein-back. The rhythm is two-beats. The feet are raised and set down by diagonal pairs. The horse should remain calm and obedient, lifting and setting down feet, without shuffling.
6. Lengthening Stride. When a lengthening of stride is requested at walk, trot, or canter, the horse should maintain rhythm, regularity and balance, while reaching with the frame and stride. The rider should maintain contact with the bit, while allowing the lengthening. The strides should be more ground covering and the horse should remain calm and supple.

SB202 Classes Offered and Specifications

1. Open, Amateur, Junior Exhibitor, Youth, Junior Horse, Stallions, Geldings, and Mares. To be shown at the walk, trot, and canter both directions of the ring. Horses may be asked to lengthen stride at any gait. Transitions into and out of the canter will be called for through the trot. Horses will be asked to reverse direction at the trot. Free walk on long rein with horse stretching forward and down to be performed in at least one direction. Horse to stand quietly in line up and may be asked to back at the judge's discretion. To be judged 70% on performance of gaits and transitions, with attention to impulsion and submission, and using the objectives above as reference; and 30% on the rider's position, seat, and effective use of aids.

SUBCHAPTER SB-21 AMERICAN SADDLEBRED-TYPE PONY

SB203 General (see also SB102 and SB104)

American Saddlebred-type ponies should resemble the American Saddlebred as closely as possible and have the graceful trot and easy canter typical of the breed. They need not be registered with the ASHBA. Classes shall follow the standards and specifications set forth in similar classes for American Saddlebred horses.

SB204 Eligibility

1. Ponies must be ridden by Junior Exhibitors; therefore, manners are paramount and the ponies should have agreeable attitudes.
2. American Saddlebred-type Pony classes are restricted to mares and geldings 14.2 hands and under (see SB204.3c). The owner must possess a current USEF Measurement Card or a valid measurement form issued by the Federation. See GR502. Exception: A Federation measurement card or form is not required for entry into Lite classes restricted by

the height of the horse or pony. However, horses and ponies must be within the correct height range when competing in classes restricted by height.

3. An American Saddlebred-type pony must be measured in accordance with GR504-GR511.1. Exception: A Federation measurement card or form is not required for entry into Lite classes restricted by the height of the horse or pony. However, horses and ponies must be within the correct height range when competing in classes restricted by height.
 - a. Ponies five years of age and under are eligible to compete in classes restricted to American Saddlebred-type ponies. Ponies must be presented annually for measurement unshod (note: for purposes of protection a single 1/4" pad or plate may be nailed to the foot and then deducted from the official measurement).
 - b. In order to obtain a permanent USEF measurement card American Saddlebred-type ponies, six years of age and over, must be presented for measurement unshod (note: for purposes of protection a 1/4" pad or plate may be nailed to the foot and then deducted from the official measurement).
 - c. If an American Saddlebred-type pony (regardless of age) measures up to 1 inch over 14.2 hands the pony will be issued a measurement card reflecting its height and permitted to compete in the American Saddlebred-type pony classes restricted to ponies 14.2 hands and under.
4. Registered American Saddlebred ponies may enter into the American Saddlebred horse division only if there are no pony classes offered at that particular competition (including both USEF licensed or non-licensed competitions), in which case, this will not affect its pony status for the remainder of the competition year. (See GR825) If ownership is transferred with ASHBA during the competition year horse/pony may be shown in either division according to the above.
5. Classes may be divided by age of rider or size of pony: a) 12.2 hands and under; b) over 12.2 hands and not exceeding 14.2 hands; c) with or without Championships.

SB205 Class Descriptions

1. THREE-GAITED SADDLE PONY. To be shown at a walk, trot and canter. Judged on manners, performance, presence, quality and conformation.
2. FIVE-GAITED SADDLE PONY. To be shown at a walk, trot, slow gait, rack and canter. Judged on manners, performance, presence, quality and conformation.
3. FINE HARNESS PONY. To be shown at an animated park trot, (speed to be penalized) and at an animated walk; to stand quietly. Judged on manners, performance, presence, quality and conformation. To be shown to a suitable four wheeled vehicle with appropriate light harness with martingale, a bridle with square blinkers, snaffle bit and overcheck are required. Overcheck bit is optional.
4. THREE-GAITED COUNTRY PLEASURE PONY. (English Equipment, Western Equipment). To be shown at a walk, trot or jog-trot, extended trot (for English Equipment) and canter or lope. Must stand quietly both on the rail and while lined up and back readily. Judged 75% on manners, performance, presence and quality; 25% on conformation and neatness of attire.
5. COUNTRY PLEASURE DRIVING PONY. To be shown to a suitable two wheeled vehicle with appropriate harness with martingale and blinkers. Drivers under 14 years of age may be accompanied by an adult. To be shown at a flat walk, trot and extended trot (speed to be penalized). Must stand quietly both on the rail and while lined up and back readily. Quarter boots are prohibited. Judged on manners, performance, presence, quality and conformation.
6. THREE-GAITED SHOW PLEASURE PONY. To be shown at a flat walk, trot and canter. Entries must stand quietly and back readily in the line-up. To be judged on manners, performance, presence, quality and conformation.

SUBCHAPTER SB-22 RANCH RIDING

SB206 Ranch Riding Exceptions

Ranch Riding classes held in the Saddlebred Division to be conducted in accordance with SUBCHAPTER WS-6 RANCH SECTION, except as stated herein:

1. Hoof black is discouraged but will not be penalized.

2. Tongue **stabilizers** are permitted
3. For Saddlebred Ranch Riding, patterns found on the ASHBA website are preferred
4. Tail extensions are not permitted. A long tail may be tied up in a neat fashion to prevent the horse from stepping on and/or breaking it.
5. Off pattern- an entry is considered off pattern if one or more of the following occur:
 - a. Eliminates maneuver;
 - b. Does not complete maneuver;
 - c. Uses two hands (Except for Jr. horse in snaffle bit/hackamore);
 - d. Places more than one finger between the split reins or any fingers between the romal reins.

Off pattern entries are not disqualified and should receive a maneuver score designation of "OP" on the score sheet in the penalty section for the element where the infraction occurred. Off pattern entries cannot place above other entries that complete all portions of the pattern correctly.
6. Disqualification- disqualified entries do not receive a score and cannot be placed in the class. An entry is considered to be disqualified if one of these occur:
 - a. Illegal equipment, braided or banded mane, tail extension;
 - b. Willful abuse;
 - c. Major disobedience or schooling;
 - d. Lameness

SUBCHAPTER SB-23 RANCH RAIL PLEASURE

SB207 Ranch Rail Exceptions

Ranch Horse Rail Pleasure classes held in the Saddlebred Division to be conducted in accordance with SUBCHAPTER WS-6 RANCH SECTION, except as stated herein:

1. In addition to the Gaits rules found under WS138, for the walk, a horse should display a natural head carriage.
2. Saddlebred Ranch Horse Rail Pleasure will apply both Minor and Major penalties as seen below:
 - a. Minor Penalties are as follows:
 1. Too slow at any gait.
 2. Over-bridled/ behind the bit.
 3. Break of gait.
 4. Wrong lead
 5. Out of Frame
 6. Wrong lead, out of lead, or cross-cantering
 7. Draped Reins
 8. Trotting more than two strides when taking lead
 - b. Major Penalties are as follows:
 9. Blatant disobedience
 10. Kick out, buck, rear
 11. Major disobedience or schooling by rider
 12. Failure to flat walk or halt.
 13. Schooling
 14. Spurring in front of cinch
 - c. Disqualification
 1. Use of either hand to install fear
 2. Lameness
3. In addition to the Tack/Equipment rules as seen in WS138.1, the following rules will apply for Saddlebred Ranch Horse Rail Pleasure:
 - a. Attire and tack should be clean and presentable.
 - b. Working tack is encouraged.

- c. Hoof polish is not prohibited but is discouraged.
 - d. Split or romal reins are permitted.
 - e. Scarves or wild rags are allowed.
 - f. Tongue **stabilizers** are permitted.
 - g. Only one hand may be used on the reins, except for junior horses shown two-handed in a snaffle bit or hackamore/bosal. Hands must not be changed. For split reins, rider may place index finger between the reins. Romal reins shall be held with fingers around the reins, no fingers between the reins. Posting or standing at the extended trot is acceptable. Holding the saddle horn at any extended gait is permitted.
 - h. Tail extensions are not permitted. A long tail may be tied up in a neat fashion to prevent the horse from stepping on and/or breaking it.
4. For Saddlebred Ranch Horse Rail Pleasure class specification, point “a” below will replace WS141.3a, WS141.3b-e still apply.
- a. The class must enter the ring at the trot. Class shall work both ways of the ring at all requested gaits. The class will be required to work at least one direction at one extended gait (trot or lope) and may be asked to extend gaits in both directions. Horses may be asked to halt as a maneuver during the rail portion of the class but it is not required. Horses may reverse to or away from the rail. Horses are required to back in the line up.

SUBCHAPTER SB-24 RANCH TRAIL SECTION

SB208 Ranch Trail Exceptions

Ranch Trail Section classes held in the Saddlebred Division to be conducted in accordance with SUBCHAPTER WS-6 RANCH SECTION, except as stated herein:

1. Mandatory Obstacles and Maneuvers
 - a. Walk-overs. No more than 5 rails or logs per obstacle, no more than 10 inches high and spacing of 28- 32 inches. The formation may be straight, curved, zig-zagged, or raised.
 - b. Trot-overs. Trot over no more than 5 rails per obstacle, no more than 10 inches high. The space between the rails should be 38-42 inches. The formation may be straight, curved, zig-zagged, or raised.
 - c. Lope-overs: Lope over no more than 5 rails or logs per obstacle, no more than 10 inches high. The space between logs should be 6-7 feet. The formation may be straight, curved, zig-zagged, or raised.
 - d. Backing obstacle: Backing obstacles are to be spaced at a minimum of 36 inches. If elevated, spacing should be wider than the minimum. Suggested obstacles: Back through or around 3 markers, back an “L”, “V”, or “U”, or back an elevated chute (no more than 24 inches high)
2. Optional obstacles: In addition to the optional obstacles listed in the WS Chapter Ranch Trail rules, the obstacles listed below are to be considered optional obstacles for Saddlebred Ranch Trail classes. The below obstacles will take precedence over similarly listed obstacles in the WS chapter.
 - a. A jump obstacle whose center height is not less than 12 inches and not more than 18 inches.
 - b. Drag an object. Object being dragged should be of a reasonable size and weight to challenge the horse but not so heavy as to not be manageable by all riders. Dally is required. Dally is defined as at least half a wrap around the saddle horn.
 - c. Lead horse through a gate
3. Attire and tack should be clean and presentable. Working tack is encouraged.
4. Hoof polish is not prohibited but is discouraged.
5. Split or romal reins are permitted.
6. Tongue **stabilizers** are permitted
7. Scarves or wild rags are permitted.
8. Tail extensions are not permitted. A long tail may be tied up in a neat fashion to prevent the horse from stepping on/breaking it.
9. Saddlebred Ranch Trail classes do not comply with the WS142.2b language “Trot must cover at least 35 feet and be scored with the approaching obstacle. Lope must be lead-specific in the pattern, at least 50 feet and scored with approaching obstacle.”
10. Penalties
 - a. In addition to the 3 Point Penalties listed in the WS Chapter Ranch Rules, break of gait at lope, except when correcting an incorrect lead is to be considered 3 point penalties for Saddlebred Ranch Trail classes;
 - b. In addition to the 10 point penalties listed in the WS Chapter Ranch Trail rules, the penalty listed below is to be

considered a 10 point penalty for Saddlebred Ranch Trail classes. The below penalty will take precedence over similarly listed penalties in the WS chapter.

1. Unnatural ranch horse appearance
- c. In addition to the Off Pattern Penalties listed in the WS Chapter Ranch Trail rules, Incomplete maneuver eliminating or adding a maneuver are to be considered Off Pattern penalties for Saddlebred Ranch Trail classes.
 - d. In Saddlebred Ranch Trail classes, use of two hands (except junior horses shown in a snaffle bit/hackamore); more than one finger between split reins or any fingers between romal reins; failure to open and close gate, must be considered Off Pattern penalties rather than zero score or ten point penalties as listed in the WS Chapter Ranch Trail rules.

SUBCHAPTER SB-25 RANCHMANSHIP

SB209 General

1. The purpose of this class is to bring forth the versatility in both the ranch horse and exhibitor, while performing the designated pattern constructed using both Ranch Trail obstacles and Ranch Riding maneuvers. Obstacles and maneuvers will be judged to the standards written in Ranch Trail and Ranch Riding in each part of the patterns that pertains to these classes (See SB 206-208).

2. Each horse will work individually performing the pattern designated by the judge. The judge may submit a pattern or select one of the four (4) suggested patterns offered on the relevant Recognized Affiliate website, as well as the USEF website under the breed applicable page as the designated pattern for the class. Horses will be scored on a basis of 0-100, with 70 denoting an average performance.

3. There will be no time limit.

SB210 Eligibility

This class is open to all horses 3 years of age and older. Classes can be held for Open, Amateur, and Youth Riders as entries warrant and at the discretion of competition management.

SB211 Apparel and Equipment

1. Attire and tack should be clean and presentable. Working tack is encouraged. Equipment with silver should not count over a good working outfit. Silver headstalls and saddles are discouraged.

- a. Hoof polish is not prohibited but is discouraged.
- b. No braiding or banding of manes, no switches or tail extensions.
- c. Trimming of bridle path, fetlocks, or whiskers is permitted. A horse left in a natural state is not to be penalized.
- d. Split or rommel reins are permitted.
- e. Riders shall wear long sleeved, collared shirt, cowboy hat or helmet and boots. Chaps or chinks are permitted. Scarves or wild rags are allowed

SB212 Class Maneuvers

Please see USEF Website for suggested patterns under applicable breed page.

1. Class maneuvers may include a side pass, turns of 360 degrees or more, change of lead (simple or flying), walk, trot, or lope over a pole(s); or some combination of maneuvers to show the versatility of a ranch horse.
2. The judge may designate a pattern combining these maneuvers or may designate one of the suggested patterns offered on the USEF website as the pattern for this show. If the judge designates their own pattern, and does not use one of the suggested patterns, the pattern must include at least 6 maneuvers. If a judge uses one of their own patterns, it is recommended to not have the stop following an extended lope.
3. The use of natural logs is encouraged.
4. Posting or standing in the stirrups at the extended trot is permitted.
5. Touching or holding the saddle horn is permitted at extended gaits or during obstacles where rider safety is a concern.

SB213 Gaits

1. The overall cadence and performance of the gaits should be with an emphasis on forward movement, free-flowing, and ground covering for all gaits. Transitions should be performed where designated, with smoothness and responsiveness.
2. A simple or flying lead change should be executed precisely in the specified number of strides and/or at the designated location. A simple lead change is performed by breaking to a walk or trot for one to five strides (before break of gait penalty applies). Flying lead changes should be simultaneous front to rear. All changes should be smooth and timely. Penalties will be incurred for halting or losing forward motion when changing leads.
3. This class will also be judged on quality of movement of the horse. The horse should reflect the versatility, attitude and movement of a working ranch horse riding outside the confines of an arena. The horse should be well-trained, relaxed, quiet, soft and cadenced at all gaits. The ideal ranch horse will travel with forward movement and demonstrate an obvious lengthening of stride at extended gaits. The horse can be ridden with light contact or on a relatively loose rein without requiring undue restraint, but not show on a full drape of reins. The overall manners and responsiveness of the ranch riding horse to make timely transitions in a smooth and correct manner, as well as the quality of the movement are of primary considerations. The ideal ranch riding horse shall have a natural head carriage for that individual horse at each gait.

SB214 Scoring

1. The Ranchmanship class will be scored in $\frac{1}{2}$ point increments from $-1\frac{1}{2}$ to $+1\frac{1}{2}$ on the score sheets on the overall quality of the horse's movement. The judge will score on all gaits, maneuvers, and obstacles performed at the end of the pattern on overall average of each gait. Transitions should be performed where designated, with smoothness and responsiveness. Posting or standing in the stirrups at extended trot is acceptable. Horn may be held at extended gaits or over obstacles where safety is a concern.
2. Riders will be judged on ability and decision making in the show pen. A rider that puts their horse in the correct positions and making the horse's job easier should receive credit. Riders will also be scored in $\frac{1}{2}$ point increments from $-1\frac{1}{2}$ to $+1\frac{1}{2}$ at the end of the pattern for overall performance. No penalties will be given in the quality of movement section of the scoresheet.

SB215 Penalties

A rider shall be penalized should the following occur:

1. One (1) point penalties:
 - a. Too slow/per gait
 - b. Over-Bridled
 - c. Out of Frame
 - d. Break of gait at walk or jog for 2 strides or less
2. Three (3) point penalties:
 - a. Break of gait at walk or jog for more than 2 strides
 - b. Break of gait at lope;
 - c. Wrong lead or cross lead
 - d. Excessive draped reins
 - e. Severe disturbance of any obstacle
3. Five (5) point penalties:
 - a. Blatant disobedience (kick, bite, buck, rear, etc.)
 - b. For each refusal
4. Placed below horses performing all maneuvers:
 - a. Eliminates maneuver
 - b. Incomplete maneuver
5. Zero (0) score:
 - a. Illegal equipment
 - b. Willful abuse
 - c. Major disobedience or schooling
6. No specific penalties will be incurred for nicks/hits on logs but deduction may be made in maneuver score.
7. No specific penalties will be incurred for over/ under spins but deduction may be made in maneuver score.