

**CHAPTER WS WESTERN DIVISION****SUBCHAPTER WS-1 GENERAL.**

- WS101 Eligibility.
- WS102 Instructions to Riders.
- WS103 Conduct.
- WS104 Personal Appointments.
- WS105 Tack.
- WS106 Amateur.
- WS107 Amateur Owners.
- WS108 Maiden, Novice, Limit.
- WS109 Snaffle or Hackamore Horse.
- WS110 Falls.

**SUBCHAPTER WS-2 WORKING COW HORSE SECTION.**

- WS111 Working Cow Horse.
- WS112 Tack.
- WS113 Broken Equipment.
- WS114 Scoring.
- WS115 Judging.
- WS116 Hackamore/Snaffle Bit Horses.
- WS117 Green Cow Horse.
- WS118 Class Specifications.
- WS119 Patterns.

**SUBCHAPTER WS-3 TRAIL HORSE SECTION.**

- WS120 Working.
- WS121 Green Trail Horse.
- WS122 Conduct.
- WS123 Definitions.
- WS124 Scoring Procedures (This scoring system is optional).
- WS125 Trail Course Designers.
- WS126 Dimensions of Trail Obstacles.

**SUBCHAPTER WS-4 PLEASURE HORSE SECTION.**

- WS127 Working.
- WS128 Green Pleasure Horse.
- WS129 Class Specifications.

**SUBCHAPTER WS-5 WESTERN RIDING HORSE SECTION.**

- WS130 Working.
- WS131 Credit.
- WS132 Patterns.
- WS133 Scoring.
- WS134 Penalties.
- WS135 Off pattern.
- WS136 Faults.
- WS137 Class Specifications.



**CHAPTER WS WESTERN DIVISION****SUBCHAPTER WS-1 GENERAL.****WS101 ELIGIBILITY.**

Horses may be of any breed or combination of breeds 14.1 hands and over. Junior exhibitor classes are open to horses and ponies. Stallions are prohibited in junior exhibitor classes. Horses must be serviceably sound, in good condition and of stock horse type. A full mane is not required. Entries may be judged for soundness and conformation before entering the arena. Any horse showing evidence of altered tail carriage may be penalized.

**WS102 INSTRUCTIONS TO RIDERS.**

1. Only one hand may be used on reins and hands must not be changed except to negotiate an obstacle in a Trail Horse Class. Hand to be around reins. When ends of split reins fall on side of reining hand, one finger between reins is permitted. When using romal or when ends of split reins are held in hand not used for reining, no finger between reins is allowed. Rider may hold romal or end of split reins to keep them from swinging and to adjust the position of the reins provided it is held with at least 16 inches of rein between the hands.

2. Two hands may be used on hackamore (Bosal) and Western snaffle reins. Hands should be held at approximately the elbow height when elbows are held at rider's side. The acceptable distance of the rider's hands from the pommel of the saddle should be a minimum of six (6) inches with a maximum of twelve (12) inches vertically. Hands should be held no more than riders shoulder width apart. Rider's hands should be steady with very limited movement. Both hands must be visible to the judge. Judges will penalize hand position that does not conform with the description above. *BOD 1/23/11 Effective 12/1/11*

**WS103 CONDUCT.**

1. If bridles are to be checked it is the sole responsibility of the judge(s) to do so. The judge may designate the steward to check bridles at the out gate. Riders must dismount.
2. Any class with 50 or more entries must be divided. Awards and prize money must be given in each section; add-back money to be awarded according to number of horses in each section.
3. Classes which require individual performances shall have a draw performed by the competition management to determine the horses' order to perform. A systematic rotation of the starting list must be employed so that a complete cycle is made during the competition. This draw to be posted at the back gate, not less than one hour prior to that class. The draw must be adhered to except in the following cases:
  - a. If exhibitor is showing more than one horse, his horses shall be staggered to allow for changing horses.
  - b. No horse shall perform as the first horse in more than one class per competition unless there are more classes than horses.
  - c. An accident.
  - d. Multiple rings showing.
4. Courses or patterns for classes which require individual performance will be posted a minimum of one hour prior to the class. The posted pattern is to be followed unless a change becomes necessary due to safety considerations. In this case, the judge will meet with all exhibitors and explain the change. If a pattern or course is posted and publicly announced, the announcement shall be for the benefit of the audience and if there is any discrepancy between the posted pattern and the announced pattern, the posted pattern is the pattern to be followed. If there is a discrepancy between the written pattern and the drawn pattern, the written pattern will take precedence.
5. All horses must leave the ring in a forward motion, no backing out of ring. A disqualified or eliminated competitor who continues to school excessively will be asked to leave the arena. Any delay or refusal will subject the competitor to further disciplinary action. No horse or exhibitor will be allowed to enter or show in any class in which he is not eligible. In individual performance classes, an off course will receive no score and no award (Exception: WS114). In classes where horses perform individually, they shall enter the ring one at a time, rather than work out of a lineup in the arena.

6. In the case of a first place tie in the Trail horse and Western Riding classes, tied horses must repeat part of the course or pattern.

#### WS104 PERSONAL APPOINTMENTS.

1. Competitors must be penalized for incomplete appointments but not necessarily disqualified.
2. Riders must wear Western hat; long-sleeved shirt any type of collar, (exhibitors in National Show Horse, and Saddlebred divisions must wear a necktie, kerchief or bolo tie) trousers or pants and boots; (a one-piece long-sleeved equitation suit is acceptable provided it includes any type of collar). Chaps, shotgun chaps and spurs are optional unless riders are showing in trail or pleasure class (riders showing at an Arabian, Half Arabian, Morgan, National Show Horse, or Saddlebred competition must wear chaps). A vest, jacket, coat and/or sweater may also be worn. Whips are not allowed except with side saddle. (See GR1311.2 Dispensations). Protective headgear may be worn without penalty; not required to be of Western style. Refer to GR801.
3. A side saddle rider must wear an apron of closed or button type with belt under loops. It is suggested that an apron with waist band cut the same as chaps and double thickness, be used in classes where chaps are required.

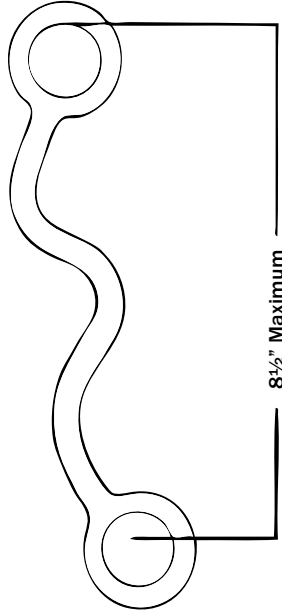
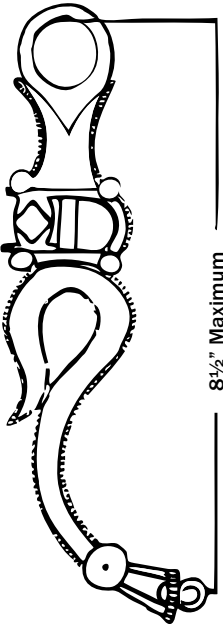
#### WS105 TACK.

1. Competitors must be penalized for incomplete appointments but not necessarily disqualified. Entries shall be shown with stock saddle but silver equipment will not count over a good working outfit. A side saddle shall be considered legal equipment. Breast collars are acceptable. Tapaderos are prohibited.
2. There shall be no discrimination against any standard Western bit. A standard Western bit is defined as having a shank with a maximum length overall of 8 1/2". The mouthpiece will consist of a metal bar 5/16" to 3/4" in diameter as measured one inch in from the shank. The bars may be inlaid but must be smooth or latex wrapped. Nothing may protrude above or below the mouthpiece (bar) such as extensions, prongs or rivets designed to intimidate the horse. Rollers attached to the center of the bit are acceptable, and may extend below the bar. Jointed mouthpieces are acceptable and may consist of two or three pieces and may have one or two joints. A three-piece mouthpiece may include a connecting ring of 1 1/4" or less in diameter or a connecting flat bar of 3/8" to 3/4" (measured top to bottom with a maximum length of 2"), which lies flat in the mouth, or a roller or port as described herein. The port must be no higher than 3 1/2" maximum with roller(s) and covers acceptable. Jointed mouthpieces, half-breeds and spade bits are standard. Slip or gag bits, rigid donut mouthpieces and flat polo mouthpieces are prohibited. Roping bits with both reins connected to a single ring at center of cross bar shall not be used. Reins must be attached to each shank. Any rein design or other device which increases the effective length and thereby the leverage of the shank of a standard western bit is prohibited. Anything that alters the intended use of equipment as provided for in the description of appointments for a given class is considered to be an artificial appliance.
3. Standard snaffle bits are permitted in any class on a junior horse five years old and under. A standard snaffle bit is defined as a center jointed single rounded, unwrapped smooth mouthpiece of 5/16" to 3/4" diameter metal as measured from ring to 1" in from the ring with a gradual decrease to the center of the snaffle. The rings may be from 2" to 4" outside diameter of either the loose type, eggbutt, dee or center mounted without cheeks. The inside circumference of the ring must be free of rein, curb or headstall attachment hooks. If a curb strap is used it must be attached below the reins. Closed reins (example mecate) on a snaffle bit are prohibited.
4. Hackamores are permitted in any class on a junior horse five years old and under. A hackamore includes a bosal rounded in shape and constructed of braided rawhide or leather and must have a flexible nonmetallic core attached to a suitable headstall. No other material of any kind is to be used in conjunction with a bosal, i.e., plastic, resin, glue, steel, metal or chains (Exception: smooth plastic electrical tape is acceptable if applied in a smooth, untwisted manner). **There must be approximately 3/4" between the nose and the bosal. The bosal will be no larger than 3/4" in diameter at the cheek and will flex easily. Attached reins may be of hair, rope, or leather. *BOD 1/23/11 Effective 12/1/11***
5. Horses shall not be shown with artificial appliances that would tend to alter their performance.

Curb chains and leather chin straps may be used but must be flat and at least 1/2" in width and lie flat against the jaws of the horse. No wire, rawhide, metal or other substance can be used in conjunction with or as part of the leather chin strap, or curb chains. Rounded, rolled, braided or rawhide curb straps are prohibited. A light lip strap is permissible. Hackamore bits, bosals, cavesson type nosebands, martingales and tie-downs are prohibited. A judge does not have the authority to add or to remove any of the standard equipment as specified above.

6. Bandages and boots of any type are prohibited. In the event of injury, the Judge may permit a protective bandage. In Working Cow Horse classes, the use of shin, bell boots and/or protective bandages on the front legs and standard sliding or rundown boots on the rear fetlocks are permitted.

SOME ACCEPTABLE CURB CHAINS



CORRECT METHOD OF MEASURING OVERALL BIT LENGTH. A VERTICAL LINE FROM THE UPPER MOST PART OF HEADSTALL SLOT TO THE REIN RING.

**WS106 AMATEUR.**

Refer to General Rules, GR1306 regarding amateur status. When dividing by age of rider, no horse may compete in more than one age section of the same class (Exception: Arabian and Morgan Divisions).

**WS107 AMATEUR OWNERS.**

To be ridden by Amateur Owners or an amateur member of the owner's family. In either case classes are restricted to riders who are no longer eligible to compete as a Junior Exhibitor. Leased horses are not eligible and multiple ownership is not permitted unless all owners are members of the same family. An Amateur who rides for a person outside of his family may not ride in a class restricted to Amateur Owners in the same competition. If a class is divided by age, it should be 18-25 years and 26 and over.

**WS108 MAIDEN, NOVICE, LIMIT.**

Ribbons won in classes at Federation Recognized Competitions and in classes at competitions recognized by any breed organization count in reckoning a horse's Maiden, Novice or Limit status (See GR135.)

**WS109 SNAFFLE OR HACKAMORE HORSE.**

A snaffle or hackamore horse is a junior horse and may be shown in a ring snaffle or hackamore with two hands (both hands must be visible to the judge) and may also be shown in a bridle (one handed). A junior horse may be switched back and forth from a bridle to snaffle or hackamore (Arabians, Half Arabians, National Show Horses, and Saddlebreds may not switch back and forth from a bridle to snaffle or hackamore).

**WS110 FALLS.**

A fall of a horse and/or rider in a working cow, trail, or western riding class will result in a score of zero. A fall in a Western Pleasure class will be cause for elimination (GR118). For definition of a fall in working cow classes see WS114, for pleasure, trail and western riding see GR122.

**SUBCHAPTER WS-2 WORKING COW HORSE SECTION.**

It is the intent of the USEF Western Committee to comply with the National Reined Cow Horse Association (NRCHA) rules and refer to Chapter 6 Broken Equipment, Chapter 17 Scoring, Chapter 19 Judging, Chapter 20 Patterns, Chapter 21 Pattern Description (Maneuvers) and Chapter 22 Judges Score Sheet regarding working cow classes held at licensed competitions. For further information regarding the conduct of Working Cow competitions, contact the NRCHA, 13181 US Highway 177, Byars, OK 74831; (580) 759-4949 phone; [www.nrcha.com](http://www.nrcha.com).

**WS111 WORKING COW HORSE.**

The working cow horse class consists of two mandatory phases, the reined work and the cow work. (Exception: In the Arabian and Half/Anglo Arabian Division, only cow work is required in Working Cow classes but both phases are required in Reined Cow Horse classes.) Each phase will have equal bearing and the final placings will be determined by the total of both scores. In cases of ties for first place the entry with the highest cow work score will prevail. If the cow work scores are identical, the tied entries for first place will work off with an additional cow work. All ties for other than first place will remain tied for points and prize money purposes and riders will flip for ribbons. Horses receiving a zero score in one phase and a score in the other are eligible for placing. Horses receiving a zero in both phases or a no score in either or both phases are ineligible for placing.

**WS112 TACK.**

See WS105 regarding tack, or for an Arabian restricted class see AR196 (Western Pleasure Section-Appointments).

**WS113 BROKEN EQUIPMENT.**

For broken equipment refer to the current copy of the National Reined Cow Horse Association rule book, Chapter 6 Broken Equipment.

**WS114 SCORING.**

Refer to the current copy of the National Reined Cow Horse Association rule book, Chapter 17 Scoring.

#### **WS115 JUDGING.**

For Herd Work, Reined Work, and Cow Work refer to the current copy of the NRCHA rule book, Chapter 19, Judging. It is recommended that the appropriate NRCHA judges score card is used in scoring these classes.

#### **WS116 HACKAMORE/SNAFFLE BIT HORSES.**

A Hackamore/Snaffle Bit horse is not more than five years old. Rider may use both hands. Horses shall enter arena and work in the same manner as prescribed for bridle classes but with less speed.

#### **WS117 GREEN COW HORSE.**

A green cow horse is a horse that has not been shown in any reining or working cow horse class prior to December 1 of the previous year, excluding snaffle bit futurities or hackamore classes.

#### **WS118 CLASS SPECIFICATIONS.**

1. All Working Cow horses are to lope a figure eight; run at speed; stop and turn easily. To be judged on rein, conformation, manners and appointments. Exception: Junior exhibitor classes are to be judged on manners with particular emphasis on rider's hands, rein, conformation and appointments.
2. Championship. To be eligible, horses must be entered, shown and judged in any other class in this section.
3. Hackamore/snaffle bit classes (first and second year) are open to horses not more than five years old. To be shown with hackamore/snaffle bit only.

#### **WS119 PATTERNS.**

Refer to the current copy of the National Reined Cow Horse Association rule book, Chapter 20 for Patterns and Chapter 21 for Pattern Description (maneuvers).

### **SUBCHAPTER WS-3 TRAIL HORSE SECTION.**

#### **WS120 WORKING.**

1. Trail horses are required to work over and through obstacles. No horse may enter the trail course area until the course and the judge are ready. Riders will be permitted to inspect the course on foot during the Judge's instructions prior to the start of the class. Tests which may be required are negotiating gate, carrying objects from one part of arena to another, riding through water, over logs or simulated brush, riding down into and up out of ditch without lunging or jumping, crossing a bridge, backing through obstacles, sidepassing, and performing over any reasonable conditions encountered along the trail. However, unnatural obstacles, such as fire extinguishers, perforated plywood in water boxes, exotic animals or unsafe elements such as hay bales, should be avoided. Course to include a minimum of six obstacles. Care in preparing the course should be exercised to prevent a direct advantage to either a small or large horse. Rider's hands shall be clear of horse to avoid cueing. Horses to be penalized for any unnecessary delay while approaching obstacle. Judges are encouraged to advance on to next obstacle any horse taking excessive time at an obstacle. Two or more horses may be entered by the same exhibitor and the same rider may elect to show more than one horse. Obvious unsoundness must be disqualified with no prize awarded. Rail work shall not be required.

#### **WS121 GREEN TRAIL HORSE.**

A Green Trail Horse is a horse of any age that has not been shown in Trail Horse classes prior to December 1 of the previous year.

#### **WS122 CONDUCT.**

1. Management may select a particular scoring system or allow the judge to use a system of his or her choice. (See WS124 for optional systems.)
2. This class will be judged on the performance of the horse over obstacles, with emphasis on manners, response to the rider, and quality of movement. Credit will be given to horses negotiat-

ing the obstacles with style and efficiency, providing correctness is not sacrificed. Horses should receive credit for showing attentiveness to the obstacles and the capability of picking their own way through the course when obstacles warrant it, and willingly responding to the rider's cues on more difficult obstacles.

3. Horses shall be penalized for any unnecessary delay while approaching or negotiating the obstacles. Horses with artificial appearance over obstacles should be penalized.

4. Horses must not be required to work on the rail. The course must be designed, however, to require each horse to show the three gaits (walk, jog at least 30 feet, lope right and left lead) somewhere between and or over obstacles as a part of its work, and quality of movement and cadence should be considered as part of the maneuver score.

5. The course to be used must be posted at least one hour before scheduled starting time of the class.

6. Refer to WS126 for mandatory obstacle dimensions.

7. The judge may alter the course prior to the course walk.

8. If at any time the trail obstacle is found to be unsafe, it shall be repaired or removed from the course. If it cannot be repaired and horses have completed the course, the score for that obstacle shall be deducted. No horse shall be asked to repeat the course, except in the case of a tie.

9. All entered exhibitors will be allowed to walk and inspect the course with the judge and the course designer, if present, prior to the start of the class. In amateur and junior exhibitor classes, exhibitors may be accompanied by their trainer.

10. Recommended that a course should be no longer than 2 minutes per horse.

11. Recommended to have at least 30 feet between obstacles, when arena is big enough to permit it. Not recommended for walkovers/bridge/back through combinations.

12. No Time Outs will be allowed.

#### WS123 DEFINITIONS.

1. **KNOCKDOWN:** When any component, element, or portion of an obstacle is displaced from its original position by horse and rider.

2. **REFUSAL:** Any action taken by the horse to avoid performing an obstacle, part of a combination of obstacles or portion of a trail course. These actions may include, but are not limited to the following:

- a. **Balking:** Any action that results in a horse blatantly and continuously refusing a rider's command.
- b. Evading or running past an obstacle.
- c. Each complete loss of the gate.
- d. Any blatant action by the horse that demonstrates any unwillingness to approach, negotiate and/or complete an obstacle. Negotiating an obstacle in a manner that does not constitute elimination, but is not in accordance with course directions.

3. **OFF COURSE:**

- a. Taking an obstacle in the wrong direction.
- b. Negotiating an obstacle from the wrong side.
- c. Skipping an obstacle unless directed by the Judge.
- d. Negotiating obstacles in the wrong sequence.
- e. Not following the correct line of travel. (i.e. The drawn pattern and Judge's instructions)

#### WS124 SCORING PROCEDURES (THIS SCORING SYSTEM IS OPTIONAL).

1. The prescribed Score Sheet may be used. Obstacle scores and any penalties will be totaled to arrive at a final score.

2. Scores to be announced following the conclusion of each work and before the next horse begins the course.

3. Score Sheets may be posted.

4. For method of breaking ties, see AR201.3. In the event of a further tie, refer to the order of the judges cards ( i.e. #1, #2, #3)

5. All horses enter the arena with a score of 70. With each obstacle, the judge will instruct a scribe to assign a score as well as any appropriate penalties if one or more occurs. At the end of

the work, obstacle scores will be totaled. Any penalties will then be subtracted to arrive at a final score. All horses are judged from the time they enter the arena until the completion of the last obstacle.

6. Judge(s) may review official video on No Score, Zero, and 5 point penalties only. (Video Review is solely the judge(s) decision.)

7. In the case of a displaced obstacle not being corrected the judge may grant a re-ride.

8. Scoring will be on the basis of 0-infinity, with 70 denoting an average performance. Each obstacle will receive an obstacle score that should be added or subtracted from 70 and is subject to a penalty that should be subtracted. Each obstacle will be scored on the following basis, ranging from plus 1 1/2 to minus 1 1/2: -1 1/2 extremely poor, -1 very poor, -1/2 poor, 0 correct, +1/2 good, +1 very good, + 1 1/2 excellent. Obstacle scores are to be determined and assessed independently of penalty points. Penalties should be assessed per occurrence as follows:

9. The following deductions will result:

a. 0-SCORE

- (1) Use of more than one finger between the reins
- (2) Use of two hands (exception in Snaffle Bit or Hackamore classes designated for two hands) or changing hands on reins; except for junior horses shown with hackamore or snaffle bit, only one hand may be used on the reins, except that it is permissible to change hands to work an obstacle.
- (3) Performing the obstacles other than in specified order
- (4) No attempt to perform an obstacle
- (5) Equipment failure that delays completion of pattern
- (6) Touching the horse on the neck to lower the head, or use of free hand to instill fear or praise
- (7) Fall to the ground by horse or rider
- (8) Failure to enter, exit or work obstacle from correct side or direction
- (9) Failure to ride correct line within or between obstacles
- (10) Failure to work an obstacle in any manner other than how it's posted on course - Riding outside designated boundary marker of the course
- (11) Third refusal on course
- (12) Cueing horse in front of cinch.

b. ½ POINT

- (1) For each tick of log, pole, cone or obstacle.

c. 1 POINT

- (1) Each major hit of or stepping on a log, pole, cone or obstacle - Both front or hind feet in a single-strided slot or space - Skipping over or failing to step into required space
- (2) Split pole in lope-over (pole between two front or two hind feet at lope)
- (3) Out of lead
- (4) Break of gait (Including to correct a lead)

d. 3 to 4 POINTS (depending on severity)

- (1) Stepping outside the confines of: an obstacle (back thru, side pass, box) Knocking down an elevated pole, jump, cone, barrel, plant or obstacle.

e. 5 POINT (Any entry with a 5 point penalty as listed below cannot place over another entry that completes the course without a 5 point penalty)

- (1) Dropping slicker or object required to be carried on course
- (2) First refusal, balk, or attempting to evade an obstacle by shying or backing more than 2 strides away -Letting go of gate or dropping rope gate
- (3) Blatant disobedience (kicking out, bucking, rearing, striking)
- (4) Failure to ever demonstrate correct lead or gait, if designated
- (5) Failure to complete obstacle
- (6) Second refusal, balk, or attempting to evade an obstacle by shying or backing more than 2 strides away
- (7) Severely disturbing an obstacle.
- (8) Falling or jumping off or out of an obstacle. (bridge or water box.)

**f. NO SCORE**

- (1) Infraction of any state or federal law which exists pertaining to the exhibition, care and custody of horses within the state or country where a USEF trail class is being held.
- (2) Abuse of an animal in the show arena and/or evidence that an act of abuse has occurred prior to or during the exhibition of a horse in competition;
- (3) Use of illegal equipment, including wire on bits, bosals or curb chains;
- (4) Use of illegal bits, bosals or curb chains;
- (5) Use of tack collars, tie downs or nose bands;
- (6) Use of whips;
- (7) Use of any attachment which alters the movement of or circulation to the tail;
- (8) Disrespect or misconduct by the exhibitor;
- (9) The judge may excuse a horse at any time while in the arena for unsafe conditions or improper exhibition pertaining to both the horse and/or rider. This may include the exhibition of an animal which is clearly not in a fit or sound condition;
- (10) The use of abusive equipment, and/or the use of abusive showing techniques by the rider;
- (11) The exhibition of a horse that has a cut or abrasion showing clear evidence of fresh blood in the mouth, nose, chin, shoulder, barrel, flank or hip area (those areas reasonable to believe the injury may have been caused by the rider or equipment) must be considered abuse regardless of how the injury was caused.
- (12) While each judge is required to disqualify a horse exhibited in the manners described above, it should be noted that in every case the exhibitor should be given the benefit of any doubt, should any doubt exist.

**WS125 TRAIL COURSE DESIGNERS.**

1. A trail course designer must be employed at every show. His/Her name must appear in the prize list.
2. The trail course designer may not show in any trail class in which he/she designs. The trail course designer may judge or be an official, but shall not field any horses or pupils in classes which he/she designs.
3. At a competition that changes judges each day, if the trail course designer is one of the judges, he/she must judge on the first day.
4. The trail course designer must supply the judges and office with copies of the trail courses each day.
5. The trail course designer must be a USEF member and must be available to the trail arena at all times during the trail classes.

**WS126 DIMENSIONS OF TRAIL OBSTACLES.**

All elevated poles must be set in a standard jump cup or similar type bracket. The judge has the right to alter the course.

**1. WALK-OVERS**

- a. Single Poles: Maximum height 16"
- b. Multiples: Maximum height 10"
- c. Minimum width between poles 20" to 24" or multiples thereof, between poles is generally considered good spacing for walkovers, depending upon difficulty desired. No rolling poles.

**2. JUMPS**

- a. Mounted: Maximum height 24"
- b. Lead Over: Maximum height 18"
- c. Minimum width between standards of a jump: 4 feet
- d. Combinations: 12 feet for a one stride; 6 feet for a no stride
- e. Box Jumps and L Jumps: Poles must be at least 12 feet long.

**3. CAVALETTI**

- a. Jog overs: 3 feet to 3'6" apart or multiples thereof (space is measured between poles)
- b. Lope overs: 6 to 7 feet apart or multiples thereof - 6 feet is preferable for most horses.

**4. BACK THROUGHGS**

- a. On ground: 28" between Min.
  - b. Elevated: 30" between Min.
  - c. Barrels: 32" between Min.
5. SIDE PASSES
- a. Single pole: Up to 24" high
  - b. Slots: Never closer than 24" wide (space is measured between poles).
6. SERPENTINES (jog arounds)
- a. Pylons 6 feet apart (base to base) minimum. Guardrails, if used, should be 3 feet to either side of the pylons.
  - b. Pylons 3 feet apart (base to base) minimum. Guardrails, if used, should be 6 to 8 feet to either side of the pylons.
  - c. If tall standards are used, dimensions can be looser.
7. GATE
- a. Approximately 60" high with latch available at that height.
8. BRIDGE -Suggested (not mandatory) dimensions:
- a. minimum of 36" wide
  - b. minimum of 6' long
  - c. no higher than 12"
9. ANY OTHER MANEUVERS: Figure horse's wheelbase at five feet front hooves to back hooves.
10. UNACCEPTABLE OBSTACLES
- a. Animals
  - b. Hides
  - c. PVC pipe
  - d. Dismounting
  - e. Rocking or moving bridges
  - f. Water box with floating or moving parts
  - g. Flames, dry ice, fire extinguisher, etc.
  - h. Logs or poles elevated in a manner that permits such to roll

WESTERN TRAIL SCORING GUIDELINES

TRAIL	GOOD	MINOR FAULTS	MODERATE FAULTS	MAJOR FAULTS	NO SCORE/ 0 SCORE
Walk Jog Lope (on the course)	See Western Pleasure Chart				
CONTROL OBSTACLES  Gates Back throughs Side Passes Turns on the forehand or rear Serpentines	Smooth Good position Responsive to aids	Slant side passes Slow response Poor head position	Stepping outside the confines of back through, side pass, or box Knocking down an elevated pole, jump, cone, barrel, plant obstacle	Refusals Letting go of gate Failure to complete obstacle Severely disturbing an obstacle	See WS124.9a and .f for infractions resulting in a "0 score" or "no score."  Any of these infractions result in no award for the class.  Three refusals on course.
AGILITY OBSTACLES  Jumps Walk overs Trot or lope-overs Bridge Tires	Attentive Careful Willing	Major hit of pole, cone or obstacle Front and hind feet in single strided slot Skipping over or failing to step into required space Split pole in lope over Out of lead Poor jumping form Too hesitant	Break of gait	Refusals Failure to complete obstacle Severely disturbing an obstacle Falling or jumping off of or out of an obstacle (bridge, water box)	
CALMNESS  Water Plastic Brush Plants Carrying objects Dally and drag	Steady going Alert Careful but willing	Tense over obstacles Nervous when carrying objects		Refusals Dropping slicker or object Severely disturbing an obstacle Falling or jumping off of or out of an obstacle (bridge, water box)	
GENERAL				Blatant disobedience (kicking, bucking, rearing, striking) Failure to demonstrate correct lead or gait, if designated	

WS - WESTERN

**SUBCHAPTER WS-4 PLEASURE HORSE SECTION.****WS127 WORKING.**

In all classes in this section, horses are to be shown at a flat footed four-beat walk; free moving easy riding two-beat jog, and three-beat lope both ways of the ring on a reasonably loose rein without undue restraint. Extended gaits may be called for by the judge. Entries shall be penalized for being on the wrong lead. Special emphasis shall be placed on the walk. Horses may be asked to back at judge's discretion. All horses chosen for a workout must be worked both ways of the ring at any gait requested by the judge.

**WS128 GREEN PLEASURE HORSE.**

A green pleasure horse is a horse that has not been shown in any pleasure horse class prior to December 1 of the previous year, excluding pleasure futurities.

**WS129 CLASS SPECIFICATIONS.**

1. A junior horse may be shown in a hackamore or a ring snaffle and may be ridden with two hands or may be shown in a bridle one handed.
2. All classes are to be shown at a walk, jog-trot and lope both ways of the ring on a reasonably loose rein without undue restraint. To be judged on performance 60%; conformation 30%; appointments 10%.
3. Pairs are to be judged as a matched pair with performance to count 60%; appointments 30%; conformation 10%.
4. Championship. To be eligible, horses must be entered, shown and judged in any other class in this section.

## WESTERN PLEASURE

PLEASURE	GOOD	MINOR FAULTS	MAJOR FAULTS	ELIMINATION
WALK	ground covering flat footed good attitude	slow disinterested not attentive	nervous jogging not walking	
JOG	easy riding good motion consistent steady	too slow too fast	not performing a two-beat jog failing to jog both front and back hard or rough riding	
LOPE	easy riding good motion consistent steady	too slow too fast	wrong lead pulling not performing a three-beat lope hard or rough riding	
EXTENDED JOG	easy riding good motion consistent	inconsistent speed	breaking gaits pulling hard or rough riding no increase in speed	
BACK	proper flexion readily responsive back in straight line	hesitant not backing straight	throwing head gaping pulling not backing rearing	
GENERAL	smooth steady easy riding proper flexion & balance good attitude	over or under flexion sour ears switching tail inconsistent speed out of balance poll too high or too low to throw horse out of balance improper or incomplete appointments	throwing head bad mouth constant bumping the bit gaping constant breaking of gaits obvious schooling	two hands on reins (exception: snaffle/hackamore horses) or fingers between closed reins or more than one finger between split reins kicking illegal equipment lameness cueing horse in front of cinch fall of horse or rider bleeding mouth

**SUBCHAPTER WS-5 WESTERN RIDING HORSE SECTION.****WS130 WORKING.**

Western Riding is an event where the horse is judged on quality of gaits, lead changes at the lope, response to the rider, manners and disposition. The horse should perform with reasonable speed, and be sensible, well-mannered, free and easy moving.

**WS131 CREDIT.**

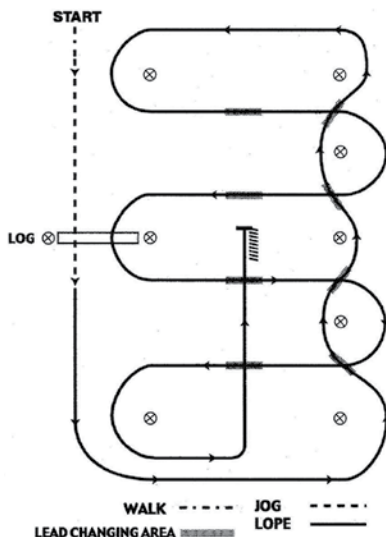
Credit shall be given for and emphasis placed on smoothness, even cadence of gaits, and the horse's ability to change leads precisely and easily rear and front at the center point between markers. The horse should have a relaxed head carriage showing response to the rider's hands, with a moderate flexion at the poll. Horses may be ridden with light contact or on a reasonably loose rein. The horse should cross the log at both the jog-trot and lope without breaking gait or radically changing stride.

**WS132 PATTERNS.**

1. The judge will select one of the four patterns to be performed. The judge is responsible for the pattern being correctly set.
2. On the pattern:
  - a. The eight small circles represent pylon markers which are recommended. These should be separated by a uniform measured distance of not less than 30 feet nor more than 50 feet on the sides with 5 markers. In pattern one, the three markers on the opposite side should be set adjacent to the appropriate markers. It is recommended that markers be set a minimum of 15 feet from the fence and with 50 to 80 foot width in the pattern, as the arena permits.
  - b. A solid log or pole should be used and be a minimum of 8 feet in length.
  - c. The long serpentine line indicates the direction of travel and gaits at which the horse is to move. The shaded area represents the lead changing area between the markers. The dotted line (...) indicates walk, the dash line (—) jog, and the solid line (—) lope.

**PATTERN I**

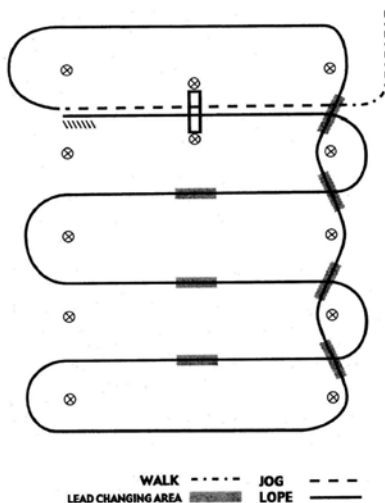
1. Walk & jog over log
2. Transition to left lead and lope
3. First line change
4. Second line change
5. Third line change
6. Fourth line change lope around the end of arena
7. First crossing change
8. Second crossing change
9. Lope over log
10. Third crossing change
11. Fourth crossing change
12. Lope up the center, stop and back





## PATTERN IV

1. Walk, transition to jog, jog over log
2. Transition to right lead and lope
3. First line change
4. Second line change
5. Third line change
6. Fourth line change
7. First crossing change
8. Second crossing change
9. Third crossing change
10. Lope over log
11. Lope, stop and back



## WS133 SCORING.

Scoring will be on a basis of 0-100 with 70 denoting an average performance. Scoring guidelines to be considered: points will be added or subtracted from the maneuvers on the following basis, ranging from plus 1.5 to minus 1.5; -1.5 extremely poor, -.5 poor, 0 average, +.5 good, +1 very good, +1.5 excellent. Maneuver scores are to be determined independently of penalty points.

## WS134 PENALTIES.

An exhibitor shall be penalized for:

## Five Points

1. Out of lead beyond the next designated area (note: failures to change, including cross-cantering. Two consecutive failures to change would result in two five-point penalties)
2. Blatant disobedience including kicking out, biting and bucking

## Three Points

1. Not performing the specific gait (jog or lope) or stopping when called for in the pattern, within 10 feet of the designated area
2. Break of gait at the lope
3. Simple change of leads
4. Out of lead at or before the marker prior to the designated change or area or out of lead at or after the marker after the designated change area
5. Additional lead changes anywhere in pattern (except when correcting an extra change or incorrect lead)
6. In pattern one and three failure to start the lope within 30 feet after crossing the log at the jog
7. Break of gait at walk or jog for more than two strides

## One Point

1. Break of gait at walk or jog up to two strides
2. Hitting or rolling log
3. Out of lead more than one stride either side of the center point and between the markers
4. Splitting the log (log between the two front or two hind feet) at the lope

## One-Half Point

1. Tick or light touch of log
2. Hind legs skipping or coming together during lead change
3. Non-simultaneous lead change (Front to hind or hind to front)

**Disqualified—0 Score**

1. Illegal equipment
2. Willful abuse
3. Off course
4. Knocking over markers
5. Completely missing log
6. Major refusal—stop and back more than 2 strides or 4 steps with front legs
7. Major disobedience—rearing, schooling
8. Failure to start lope prior to end cone in patterns #1 and #3
9. Four or more simple lead changes and/or failures to change leads

**Credits**

1. Changes of leads, hind and front simultaneously
2. Change of lead near the center point of the lead change area
3. Accurate and smooth pattern
4. Even pace throughout
5. Easy to guide and control with rein and leg
6. Manners and disposition
7. Conformation and fitness

**WS135 OFF PATTERN.**

A horse that goes off pattern is disqualified. Off pattern is any of the following: An incomplete pattern, incorrect order of maneuvers, knocking over markers, passing wrong side of marker or missing the log.

**WS136 FAULTS.**

1. The following characteristics are considered faults and should be judged accordingly:
  - a. Opening mouth excessively or raising head on maneuvers.
  - b. Anticipating signals or early lead changes.
  - c. Stumbling.
  - d. Any unnecessary aid given by the rider, such as: unnecessary talking, petting, spurring, quirting, or jerking of the reins.

**WS137 CLASS SPECIFICATIONS.**

To be judged on performance with emphasis on manners 70%; appointments, equipment, neatness (silver not to count) 10%; conformation 20%. Horses to shown in standard Western equipment.

