

CHAPTER AR

Arabian, Half-Arabian, and Anglo-Arabian Division

For further information regarding the conduct of Arabian, Half-Arabian, and Anglo Arabian competitions, contact the Arabian Horse Association, 10805 E. Bethany Drive, Aurora, CO 80014, (303) 696-4500

SUBCHAPTER AR-1 GENERAL QUALIFICATIONS.

AR101 Eligibility to Compete.

1. Horses shown in this division must have been issued a certificate of registration from the Arabian Horse Registry of America, Inc., or the Arabian Horse Association as a Purebred Arabian and/or the Canadian Arabian Horse Registry (or in the case of a foreign entry, which has not been issued said certificate of registration, have been issued a Competition Visa by the Arabian Horse Association), or, if under one year of age, be eligible for registry, and registration applied for (Exception: AR246.1) and must be entered under their full registered name. (Only weanlings that have had registration applied for may show without registration papers.) A copy of the registration papers showing proof of ownership must be submitted with entry form at the time of making entry; competition management is responsible for notifying exhibitors of this requirement. A copy of the registration papers will be returned when exhibitors pick up their numbers. In the case of a sale or lease, it is required that a contract of the sale or lease, or statement from owner be submitted with the copy of the registration papers. (Exception: Horses under one year of age that are eligible for registry and registration applied for.)
2. Horses entered in amateur owner and junior owner classes must be registered in the name of the competitor or a member of the competitor's family, as defined by GR122. (Horses registered in a farm/ranch/syndicate/partnership/corporation name may be shown in Amateur Owner classes provided the family is the sole owner of the farm or entity as defined by GR122. The sale of a horse does not eliminate this registration requirement. (Contracts of Sale or Bill of Sale will not be accepted.)
3. All entries, except entries in equitation and showmanship classes (See AR214.7 and AR223.2), must be serviceably sound. All entries must be in good condition. Horses with loss of sight in one eye may compete in performance classes only.
4. Horses must wear a long, natural, unbraided mane (with or without clipped bridle path), and a natural, unset, ungingered tail; AR101.5. The exception being that horses shown under Hunter, Jumper, Show Hack, or Dressage appointments are permitted to show with a shortened, pulled, braided mane and/or tail and cutting horses with a roached mane. The use of glitter on or in the mane, tail, hair or hooves is prohibited.
5. Ginger, Capsaicin, and Other Irritants.
 - a. No horse may compete in a class in the Arabian or Half Arabian/Anglo Arabian Division with a tail carriage that has been altered in any manner or by any means, including by application to its anus, vulva, rectal area or vaginal area of a chemical or other irritant of any kind. Violations of this Article are considered serious infractions, because such alterations constitute misrepresentations of the breed type.
 - b. No horse may compete in a class in the Arabian or Half Arabian/Anglo Arabian Division with any chemical or other irritant of any kind present on its anus, vulva, rectal area or vaginal area, regardless of the origin of the irritant and whether it was applied or its presence resulted from dietary, environmental or unknown origins, and whether the horse's tail carriage was affected by its presence.
 - c. The trainer (see GR145 and GR404), owners, and their agents, of a horse entered to compete in a class in the Arabian and Half Arabian/Anglo Arabian Division are insurers of the horse's condition and compliance with this Rule, and accordingly they are responsible and accountable for safeguarding the horse and controlling its diet and environment prior to, during and following the class, and at the time of the sampling provided for below, so as to prevent exposure to a chemical or other irritant of any kind, regardless of its origin, whether exposure was intentional, and whether the horse's tail carriage was affected by its presence. These individuals/entities are subject to charges of rule viola-

tion should the sampling and testing provided for below be positive for the presence of a chemical or irritant of any kind.

d. Any trainer, owner, agent or other person who administers, attempts to administer, instructs, aids, conspires with another to administer, or employs anyone who administers or attempts to administer a chemical or other irritant of any kind onto the anus, vulva, rectal area or vaginal area of a horse entered to compete in a class in the Arabian or Half Arabian/Anglo Arabian Division shall be subject to penalties as provided for in (i) below.

e. Competition management is authorized, at its own expense, to collect swab samples and have tested substances present on the anus, vulva, rectal area or vaginal area of horses following their exit from the ring, in connection with a class in the Arabian or Half Arabian/Anglo Arabian Division as follows:

(1) competition management may choose all horses in such a class to be sampled, or may select one or more placings from the class for sampling, or may select some of the horses from such a class for sampling. In making such selections, competition management may act on the request of a judge of the class but is not required to do so;

(2) competition management shall appoint only a licensed veterinarian or veterinarians to supervise the sampling, who may utilize technicians working under direct supervision of the veterinarian(s);

(3) competition management shall implement the chain of custody required by the laboratory for identifying the horse from which each sample was taken;

(4) competition management is authorized to forward the samples for testing to the Iowa State University Laboratory or another comparable laboratory acceptable to USEF, and shall implement the chain of custody required by the laboratory for transporting the samples to and from the laboratory and while at the laboratory.

f. The trainer, owner, and their agents of a horse competing in a class in the Arabian and Half Arabian/Anglo Arabian Division must submit to the above sample collections performed by representatives of competition management, and they must do so with no unnecessary delays. They must cooperate with the sample collection personnel as defined above exhibiting polite attitude and actions toward them and must assist them by helping to restrain the horse properly during the sample collection(s);

g. In the event the laboratory reports to the competition management the presence of a chemical or other irritant of any kind in a horse's sample, competition management shall forward to USEF the original copies of the laboratory report, the analytical data, and the documented chain of custody for identifying the horse from which the sample was collected and identifying the laboratory results as being from that horse's sample.

h. Upon receipt of the above documents, USEF shall review those documents, relevant competition and Federation records, and shall determine whether this evidence serves as a basis for charges of rule violation against the horse's trainer, owner, and/or their agents, pursuant to Chapters 6 and 7. Any charges issued shall be heard and determined by the Federation's Hearing Committee pursuant to the procedures specified in Chapters 6 and 7;

i. In the event the Hearing Committee determines a violation has occurred, the trainer, owner and/or their agents each shall be subject to any and all penalties imposed by the Hearing Committee at its discretion pursuant to Chapters 6 and 7, including suspensions, fines, and the revocation and redistribution of winnings, notice or notices of which shall be published in Equestrian magazine. The suggested minimum penalty for a first offense is the revocation of all the horse's winnings in connection with the entire competition in question, and a suspension of 60 days with a fine of \$1000.00. Subsequent violations of this Article by any of the above individuals/entities shall be subject to such greater penalties as determined at the discretion of the Hearing Committee.

6. Horses must be shown without artificial appliances (see GR319.2). Anything that alters the intended use of equipment as provided for in the description of appointments for a given class is considered to be an artificial appliance. This includes but is not limited to tongue ties and/or mouth ties (see GR319.2). Gag bits are prohibited (Exception: Jumper classes). Action produced by artificial methods shall be penalized. The use of chains, rollers or similar devices on the competition grounds during or before a competition are prohibited and the show committee shall bar violators from further participation for the remainder of the

competition, and they shall forfeit all entry fees and winnings for the entire competition.

7. Electronic communication devices used for the purpose of coaching, etc., between competitors and individuals outside the ring, shall be prohibited in all classes in the Arabian Division. Exempt from this rule are handicapped riders who have submitted written proof to the Federation steward.

AR102 Breed Standards.

Comparatively small head, profile of head straight or preferably slightly concave below the eyes; small muzzle, large nostrils, extended when in action; large, round, expressive, dark eyes set well apart (glass eyes shall be penalized in Breeding classes); comparatively short distance between eye and muzzle; deep jowls, wide between the branches; small ears (smaller in stallions than mares), thin and well shaped, tips curved slightly inward; long arched neck, set on high and running well back into moderately high withers; long sloping shoulder well laid over with muscle; ribs well sprung; long, broad forearm; short cannon bone with large sinew; short back; loins broad and strong; croup comparatively horizontal; natural high tail carriage. Viewed from rear, tail should be carried straight; hips strong and round; well muscled thigh and gaskin; straight, sound, flat bone; large joints, strong and well defined; sloping pasterns of good length; round feet of proportionate size. Height from 14.1 to 15.1 hands, with an occasional individual over or under. Fine coat in varying colors of bay, chestnut, grey and black. Dark skin, except under white markings. Stallions especially should have an abundance of natural vitality, animation, spirit, suppleness and balance.

AR103 Shoeing Regulations.

1. Horses less than two years of age must be shown barefoot. Horses two years of age may be shown with a shoe in accordance with AR103.2. However, the use of a pad(s) of any type or configuration between hoof and shoe is strictly prohibited.

2. Through November 30, 2008, any machine made shoe (keg), or handmade shoe made of magnetic steel, mild steel, aluminum, rubber or other non-metallic shoe is allowed. No part of the shoe may exceed the dimensions of 3/8 inch thick by 1 1/8 inches wide (nail heads and/or toe clips are not considered when measuring the shoe). Aluminum, rubber or other non-metallic shoes are exempt from the dimension requirements. The shoe may be of any type and configuration except in the case of a bar shoe, the bar may not extend below the ground surface of the shoe. If a shoe band is used, it may be attached to the shoe, or the pad if present.

3. Maximum length of toe is 4 1/2" for purebred Arabians. Maximum length of toe is 5" for Half-Arabians and Anglo-Arabians.

4. The use of pad(s) (either full or partial, including rim) made of leather or plastic, is allowed as long as the overall length of toe measurement (See GR510) does not exceed the maximum toe length of 4 1/2" for purebred Arabians or 5" for Half-Arabians and Anglo-Arabians. The introduction of a foreign material within the pad, between the pad and shoe or between the pad and hoof (other than accepted packing material such as oakum, pine tar, silicone, foam rubber, etc.) designed to add additional weight or enhance action is strictly prohibited. Material with anti-concussive qualities (such as rubber, silicone, latex, etc.) may be used between the pad and hoof for additional support, provided such material does not extend beyond the inner rim (edge) of the shoe.

5. At the discretion of a judge or a steward officiating at a licensed Arabian competition, or at the request of the Show Committee (See GR1201) inspection (including measuring the shoe, measurement of hoof length, and presence of a pad) of shoes, pad(s) and/or hoof length may be required. Shoes and pads, if present, cast after entering or before exiting the arena in any class shall be inspected.

Said inspection shall be performed by a licensed steward or judge designated by the Show Committee (The Show Committee may at its discretion designate more than one licensed official to perform inspections). Any trainer, exhibitor and/or agent of a horse subject to the inspection each may request to be present and heard while said inspection is being performed by said licensed official(s). Prior to any disqualification and/or other penalties imposed on a horse at a competition, the inspecting officials shall make reasonable efforts to notify and have present the owner(s) and trainer(s) of said horse, or agent(s) at the inspection.

The inspecting officials shall take possession of any shoe, and/or pad and measure the shoe with an accurate gauge. Measurement of hoof length shall be made in accordance

with GR510. In the event that the inspecting officials find a violation of the shoe measurement, hoof length and/or pad presence the horse shall be disqualified for the entire competition, and the owner shall be required to forfeit all prize money, sweepstakes and trophies, entry fees, ribbons, and points won at said competition by said horse. Additionally, if any forbidden foreign material is found between the pad and/or shoe, or pad and hoof, within the pad, and/or the pad composition is in violation of AR103.1, the steward shall file a charge against the owner(s) and trainer(s) with the Federation Hearing Committee in accordance with GR604 and a hearing shall be held in accordance with General Rules, Chapter GR6. The trainer of a horse found to be shod with any forbidden material as described, is subject to whatever additional penalty or penalties are assessed by the Hearing Committee following a hearing. Said trainer may be fined and/or suspended from all competitions for a period of up to one year for the first offense, said suspension to be served at any time at the discretion of the Hearing Committee. The horse may be suspended for any period of time specified by the Hearing Committee.

6. All horses competing in the Arabian, Half-Arabian, and Anglo-Arabian Hunter, Jumper, Dressage, Eventing, Combined Driving, Working Western, Reining Seat Equitation, Carriage Pleasure Driving and Sport Horse Sections shall be exempt from shoeing regulations. This does not exempt horses that are cross entered into any other classes from compliance with applicable shoeing requirements while competing in those classes.

AR104 Requirements for Competition Management.

1. Only one class (rated or unrated) may be adjudicated concurrently in one arena at one time, only one set of placings awarded for that class (Exception: Working Hunter, Trail, and Sport Horse In-Hand may be run on open cards. Horses in Working Hunter classes would still have to be trotted for soundness for each class when required). A split arena is considered more than one arena.
2. Competitions may offer classes restricted to Arabians and/or Half-Arabians and/or Anglo-Arabians. The breed restrictions must be clearly published in the prize list for the benefit of all potential exhibitors.
3. All futurity classes are indicated as local unrated classes. Procedures for conduct of futurity classes must be printed in the prize list. Show Committee may state these classes are run under same specifications as Federation rated classes. These classes may not be designated qualifying classes for any Championship (Exception: Futurity Championships).
4. Classes may not be added to a competition following distribution of the prize list unless they are added in accordance with GR1404. "To be announced" class time slots may be offered so long as potential classes and available time slots are listed in the prize list.

AR105 Conduct and Specifications.

1. In performance and breeding/halter classes, an exhibitor is entitled to only one time out per class (See GR312). (Exception: See Hunter Rules AR144 and HU123.6; Jumper Rules AR152 and JP133.6; Dressage GR312.9; Hunter Seat Equitation EQ110.4; Reining RN103.5; Stock Seat Equitation and Western Horsemanship GR312.2).
2. Any action(s) against a horse by an exhibitor, which are deemed excessive by a judge, Federation steward or competition veterinarian, in the competition ring or anywhere on the competition grounds may be punished by official warning, elimination, or other sanctions which may be deemed appropriate by the show committee. Such action(s) could include, but are not limited to excessive use of whip, spurs, or bamboo poles.
3. Judges must eliminate from judging consideration any horse who shows aggression or discontent toward its handler, rider or any person in the ring.
4. Horses showing signs of undue stress or inhumane treatment must be penalized. The exhibition of a horse that has a cut or abrasion showing clear evidence of fresh blood in the mouth, nose, chin, shoulder, barrel, flank or hip area must be considered to be ineligible to receive an award in that respective class.

Judges must excuse from the ring any horse that possesses a whip mark (welt) on any portion of the horse. A whip mark or welt is an inflammation of skin and subcutaneous tissue resulting in a swelling and in extreme cases is an abrasion or laceration. The cardinal signs of inflammation include heat, pain, (sensitivity to palpation) and swelling. The judge(s)' finding of fact with respect to the presence or absence of a whip mark (welt) evident during a class shall be final and no appeal may be taken thereon. The judge(s) shall make written findings of fact which shall be delivered to the Federation steward with respect to any horse

excused under this rule. In a class that is judged by more than one judge, if a judge in that class believes that an entry has a whip mark, that entry must be examined by all judges of that class and each judge must determine if a whip mark exists. If a majority of the judges of that class determine that a whip mark exists, then the entry must be excused from the ring, according to the specifications set forth in this Rule. If a majority of the judges determine there is not a whip mark, then each judge who is of the minority opinion shall submit his or her own written findings of fact and shall have the authority to eliminate said entry from further consideration.

SUBCHAPTER AR-2 BREEDING/GELDING IN-HAND CLASSES.

AR106 General.

1. Horses must be serviceably sound i.e., horse must not show evidence of lameness, broken wind or complete loss of sight in either eye (See GR1204.4). Transmissible weaknesses shall be considered a serious fault in breeding stock. Colts and stallions two years old and over must have both testicles descended. A wry tail or one carried in an unnatural fashion is a breeding fault, and judges must consider it as a fault in adjudicating breeding and in-hand classes.
2. Breeding/In-Hand classes for geldings may be offered. To be shown and judged under the same provisions as the breeding/in-hand horse.
3. A suitable headstall equipped with a throatlatch is mandatory. Horses shown braided must be shown in Hunter, Show Hack, or Dressage appointments (See AR143.1, AR132.1, and DR121 respectively) or in a leather stable halter. A whip or crop is optional, at the discretion of the handler (See GR320). One whip or crop per handler allowed, however, whips are not mandatory and handlers are allowed to use items such as grass, hat and/or treats to maintain horse's attention. Whips are to be no longer than 6' including snapper or lash. No appendages of any kind are permitted on the end of the whip (e.g., plastic or paper bag, ribbons, etc.).

AR107 Conduct and Specifications.

1. The following procedures shall be followed in all breeding classes, including Gelding In-Hand classes:
 - a. At all AHA Regional and National level competitions, the order of go shall be determined and posted by the birth date oldest to youngest, including post entries. The procedure (for selecting the order of go) may be used at other recognized competitions at the discretion of competition management. All in-hand classes will be conducted as Breeding and Gelding In-Hand Classes.
 - b. Horses shall enter the arena in-hand at a relaxed walk (a four-beat flat-footed gait), guiding in a counterclockwise direction. Each horse shall clear the gate at a walk before striking the trot. Failure to completely clear the gate at a walk shall require the horse to re-enter at the proper walk. The horse shall then strike a trot until reaching its designated position in line, as directed by the ringmaster judge(s).
 - c. Horse shall then be asked to walk counter-clockwise and/or clockwise at the discretion of the judge(s), in a relaxed manner on a loose lead with the handler at the side of their horse, whips down. The leadline must maintain a clearly discernible drape, i.e., the handler must not place their hand on the chain or close enough to in any way restrict natural head and neck motion. Also, the handler may not unnecessarily impede the forward motion of the horse while at the walk.
 - d. All horses to walk on the rail [or area designated by the judge(s)] at each direction past each (and all) judge(s).
 - e. Handlers are expected to keep a reasonable clearance between horses and judges should modify the alignment of horses to achieve that clearance. Further judging will not commence until the Call Judge approves the placement and spacing of all horses.
 - f. Following the cessation of the walk, horses shall be presented to the judge(s) individually in accordance with the order of go. Horses shall be led individually to the judge(s) at the walk and presented for judging. In order to satisfy a proper presentation to the judge, horses should stand correctly, bearing weight on all four feet (not stretched), in a quiet and deliberate manner. Following evaluation by the judge(s), horses shall walk and trot away from the judge(s) direction and resume their place in the line.

- g. The horses “on deck” and the two next horses shall be the only horses allowed to prepare of those horses in the line, this to include controlled shanking for the purpose only of positioning the horse for presentation to the judge(s). Any further shanking shall be limited to that reactive to an unruly horse in order to regain control of that horse.
 - h. There can be NO contact of the whip to the horse. ANY contact shall result in elimination by the judge.
 - i. A horse that appears to be intimidated by its handler will be penalized. This may include but is not limited to, crouching, cowering, quivering, withdrawing and buckling their knees. Judge(s) may excuse any entry deemed in violation of any of these restrictions.
 - j. Final comparative judging requested by the judge(s) shall be entirely at their discretion, however, under all the aforementioned guidelines.
2. A horse must be handled and shown throughout an entire class by only one and the same person, except that a substitute handler may be used if, during a class, the original handler becomes ill or is injured. Time allowed for the change of handler shall be in accordance with General Rules, GR312. No handler may show more than one horse per class.
 3. Specifications.
 - a. Colt/Stallion, Filly/Mare Breeding Classes. Emphasis shall be placed in the following order of importance: type, conformation, suitability as a breeding animal, quality, movement, substance, manners, and presence. When Colt/Stallion and Geldings are judged together, the above class specifications will be used except that Geldings shall not be judged on suitability as a breeding animal.
 - b. Gelding In-Hand Classes. Emphasis shall be placed in the following order of importance: conformation, type, quality, movement, substance, manners, and presence.
 - c. Transmissible weakness shall be considered a serious breeding fault in breeding stock. Colts and Stallions two years old and over must have both testicles descended.
 4. In-Hand horses are not to be stretched. A horse is considered not stretched if all four feet are flat on the ground and at least one front and one rear cannon bone is perpendicular to the ground.
 5. Excessive use of the whip or actions that may disturb other entries shall be severely penalized.
 6. Additional causes for mandatory elimination from the arena are
 - a. removal of eyelashes,
 - b. changing the natural color of the mane and/or tail (See GR319),
 - c. balding the area around the eyes or proximal to the muzzle and nostrils. A judge may penalize an entry with excessive amounts of oil, grease or other substances so as to cause an unnatural appearance;
 - d. No product shall be applied to a horse’s hoof to hide or conceal a conformation defect. Only clear or transparent products may be used on the hooves of horses while being shown in Breeding and/or In-Hand classes.

AR108 Championships.

1. Show Champions and Reserve Champions shall be at least two years old and are selected as outlined in GR335.5. Purebred yearling geldings may compete for Champion gelding.
2. Walking horses quietly on the rail is optional at the judge’s discretion.

AR109 Get of Sire and Produce of Dam.

1. In Get of Sire and Produce of Dam classes, each entry shall be comprised of at least two horses, entered under the name of the sire or dam, one handler per horse. More than one entry per sire or dam shall be permitted in the same class.
2. To be shown and judged under the same provisions as Breeding/In-Hand classes (See AR106 and AR107), except a walk or trot is optional, at the judge’s discretion. Ribbons to each horse comprising an entry which receives an award.
3. Emphasis is to be placed upon reproductive likeness, uniformity, quality of breed characteristics, conformation and similarity.

AR110 Most Classic Arabian.

1. Open to purebred stallions, mares and geldings, two years old and older.

2. To be shown in hand at an animated walk and trot both directions of the ring. Horses should enter the ring at a trot and remain on rail during the judging. Individual horses may be pulled into the center of the ring for further judging. Only the first place ribbon to be awarded.
3. Emphasis is placed upon type, presence, animation, carriage and conformation.

AR111 Classic Head.

1. Open to purebred stallions, mares and geldings. When only one Classic Head class is offered, the entries shall be two years old and over.
2. Horses must be shown in a plain, unmarked sheet or cooler.
3. To enter the ring at a walk and line up for further inspection.
4. The head shall be comparatively small with the profile of the head straight or preferably slightly concave below the eyes. The muzzle shall be small with large nostrils, extended when in action. The eyes shall be large, round, expressive and dark, set well apart. Glass eyes shall be penalized. There should be comparatively short distance between the eye and the muzzle with deep jowls, wide between the branches. Correctness of bite must be considered. The ears shall be small (smaller in stallions than mares), thin and well shaped, tips curved slightly inward.

SUBCHAPTER AR-3 PERFORMANCE CLASSES.

AR112 General.

1. In all classes where horses compete collectively (except in Roadster) all horses shall be worked at all gaits both directions of the ring unless otherwise described by class specifications, and will be asked to reverse direction at either the walk (normal, collected, or extended), jog trot, or trot (normal or collected). Judges are required to consider the performance at each gait equally in adjudicating performance classes. At the judge's discretion, horses shall change from any gait to any other gait as listed in class specifications.
2. Any performance class, except a championship class, may be divided at management's discretion. When a class is divided, A) duplicate awards (including prize money) may be given, or B) management may direct that the top contestants from each group return to the ring for final adjudication (Exception: classes which require individual tests). If duplicate awards are given, horse and/or rider may not compete in more than one section of the class which has been divided. When more than 40 horses or riders are entered in a performance class in which horses compete together, the class must be divided. The method of dividing classes is at management's discretion.
3. Workouts will be judged as a separate class and horses must be tied for placings being considered in that workout. Workouts may be called for by the judge for any or all placings. All horses chosen for a workout must be worked both ways of the ring at any gait listed in class specifications and requested by the judge.
4. Horses must come to the line up at the gait requested. In the line up, horses must stand quietly and may be asked to back individually or as a group. Horses not to stretch in the line up.
5. Side saddles permitted for ladies in all sections of the Arabian Division; appointments to be appropriate for the seat ridden.
6. Extremes of temperature or climate conditions as well as locale or time of day may modify the requirements for attire specified in various sections of this rule.
7. Bandages and boots of any type are prohibited (Exception: See AR150.2, AR194.10, AR239.2). In the event of injury, the judge may permit a protective bandage. In the case of inclement weather, competition management may permit the use of bell boots and/or protective bandages on the front legs (Exception: AR143.4).
8. Maiden, novice and limit rider/driver classes may be held using specifications from any of the performance sections in the Arabian Division. Maiden, Novice and Limit rider/driver classes are open to those who have not won one (1), three (3), or six (6) first place ribbons respectively at Regular Arabian Division Competitions in that particular performance section in which they are shown. Ribbons won within a section do not count in reckoning maiden, novice, limit status if the rider/driver transfers to a new classification (e.g., Arabian English Pleasure to Arabian Western Pleasure).
9. Junior exhibitors may show in Ladies to Ride and Gentlemen to Ride classes unless prohibited in the prize list.

10. In "C" rated Arabian Divisions, Western and English classes may be combined; however, prize list must specify or state that classes will be divided if entries warrant.
11. Stallions may be shown in Ladies' or Junior Exhibitors' classes unless prohibited in the prize list (Exception: Stallions are prohibited in Walk-Trot/Jog classes).
12. Stripping of horses is not permitted.

AR113 Abbreviations of Class Specifications.

1. The following abbreviations, as defined, will be used to describe class specifications in each performance section of the Arabian Division.

- a. JOTR/JOTD - Junior Owner to Ride/Junior Owner to Drive. Refer to General Rules, Rules GR139 and GR126 respectively.
- b. AAOTR/AAOTD - Adult Amateur Owner to Ride/Adult Amateur Owner to Drive. Refer to GR105, GR808, and GR106 respectively.
- c. AOTR/AOTD - Amateur Owner to Ride/Amateur Owner to Drive. Refer to General Rules, Rules GR808 and GR106 respectively.
- d. JTR/JTD - Junior Exhibitor to Ride/Junior Exhibitor to Drive. Refer to GR126.
- e. ATR/ATD/AATR -Amateur to Ride/Amateur to Drive/Adult Amateur to Ride. Refer to GR808.
- f. Select - AOTR, AAOTR, ATR, AATR, JOTR, JTR - Classes are open to rider/driver/handler who have not won any of the following:
 - (1) AHA Regional Top Five or higher in that particular performance section in which they are shown.
 - (2) AHA National Top Ten or higher that particular performance section in which they are shown.
 - (3) Two AHA Regional Top Five Awards or higher in a Select class that particular performance section in which they are shown.
 - (4) An AHA National Top Ten or higher award in a Select class in that particular performance section in which they are shown.

Riders in the Arabian, Half-Arabian, or Anglo-Arabian Divisions shall not be considered separately when competing in the same performance section.

If a rider is eligible to compete as a Select rider in a performance section on December 1, said eligibility remains throughout the current competition year (that eligibility is determined beginning with Regional and National competitions of 1997).

- g. AOTS - Amateur Owned, Trained, and Shown. Classes may be offered in any section. Exhibitors, attendants, and handlers must meet the specifications for amateur status (refer to GR808 and GR809). Horses are not to have been professionally trained for a period of one year immediately prior to the competition (riding and driving instruction for the owner to be excluded). In addition, horses are not to be exhibited, prepared, groomed or schooled with the aid of or by a professional while on or off the competition grounds immediately before or during the competition. Horses may be stabled with a professional during the competition, and hauled by a professional. Professional help for situations relevant to safety is permitted. Owner must sign as owner, trainer, and rider/driver/handler on the USEF/AHA entry blank.
- h. For the Arabian Division, adult amateurs are defined as those no longer eligible to compete as junior exhibitors (17 years and under). DR119.3 does not apply.

AR114 Championships.

Performance Championships in the Arabian Division to be held in accordance with GR334.

SUBCHAPTER AR-4. PARK HORSE SECTION.

AR115 General.

1. Competitors enter the ring in a counterclockwise direction, at a trot.
2. A judge may not request that gaits be performed only on snaffle or curb.
3. Judges are required to consider the performance at each gait equally in adjudicating the class.

AR116 Appointments.

1. Bridle shall be light, show type; either single curb, curb and snaffle, or pelham bit. Only Junior Horses are eligible to compete in single snaffles. No martingales or tie-downs.

2. English-type saddle required. Girth either leather, web, string or suitable material.
3. Informal saddle seat attire is suggested; no hunt attire. Suggested are conservative colors such as black, blue, grey, beige or brown jacket with matching jodhpurs. Day coat with jodhpurs also permitted. Derby, soft hat or protective headgear required. Protective headgear may be worn without penalty. (See General Rules, GR318) Contrasting vests and/or ties are acceptable. Formal attire is suggested for classes held after 6:00 p.m. or Championship classes. Formal attire consists of tuxedo-type jacket and formal jodhpurs, boots and top hat; or dark saddle suit and derby.
4. Spurs, whip or crop optional at the exhibitor's discretion.

AR117 Qualifying Gaits.

The horse is to give a brilliant performance, with style, presence, finish, balance and cadence.

1. Walk: A true, cadenced, four-beat walk, with horse collected. The motion should be brisk and vigorous with the horse showing animation and brilliance.
2. Trot: Animated, natural and cadenced, with impulsion and power from behind, the front airy and light. The animated natural trot is extremely bold and brilliant, characterized by free shoulder action. The trot should appear effortless and be executed willingly with apparent ease. The horse to have leg flexion with extension, (foreleg extending fully forward at full stretch with airy motion combined with hock action that is powerful and well raised, the hind leg being brought forward with a driving stride). The action should be balanced and cadenced. Loss of form due to excessive speed shall be penalized. The trot should be a true two-beat diagonal gait. Mixed gaits, pacing or racking must be considered major faults.
3. Canter: True, collected, animated, smooth and unhurried. The movement light and airy with more elevation than in Pleasure classes. The horse to be balanced, supple and mobile. To be straight on both leads. Loss of form due to excessive speed shall be penalized.

AR118 Arabian Park Horse Class Specifications.

1. OPEN, MAIDEN, NOVICE, LIMIT, STALLIONS, MARES, GELDINGS. To be shown at a walk, trot and canter. To be judged on brilliant performance, presence, quality, manners and conformation.
2. JUNIOR HORSE (five years old and under). To be shown at a walk, trot and canter. To be judged on quality, brilliant performance and manners.
3. ATR, JTR, AOTR, AAOTR, JOTR, LADIES, GENTLEMEN. To be shown at a walk, trot and canter. To be judged on brilliant performance, manners, quality and suitability of horse to rider.
4. CHAMPIONSHIP. To be eligible, a horse must have been entered, shown and judged in a designated qualifying class in the Arabian Park Horse section at that competition. To be shown at a walk, trot and canter. To be judged on brilliant performance, presence, quality, conformation and manners.
5. CHAMPIONSHIP JUNIOR HORSE. To be eligible, a horse must have been entered, shown and judged in a designated qualifying class for junior horses in the Arabian Park Horse section at that competition. To be shown at a walk, trot and canter. To be judged on quality, brilliant performance and manners.
6. CHAMPIONSHIP ATR, JTR, AOTR, AAOTR, JOTR. To be eligible, a horse must have been entered, shown and judged in a designated qualifying class in the Arabian Park Horse section for amateurs, owners or junior exhibitors at that competition. To be shown at a walk, trot and canter. To be judged on brilliant performance, manners, quality and suitability of horse to rider.

SUBCHAPTER AR-5 ENGLISH PLEASURE SECTION.

AR119 General.

1. Competitors enter the ring in a counterclockwise direction, at the normal trot.
2. Light contact must be maintained with all reins at all gaits. A judge may not request that gaits be performed only on the snaffle or curb.
3. Judges are required to consider the performance at each gait equally in adjudicating this class.

4. Cross entries are prohibited between the Arabian English Pleasure section and the Country English Pleasure, Country Pleasure Driving sections and/or Country Pleasure Combination classes at the same competition.

AR120 Appointments.

1. Bridle shall be light, show type; either single curb, single snaffle, curb and snaffle, or pelham bit. No martingales or tie-downs.
2. English-type saddle. No forward seat saddles allowed. Girth either leather, web, string or suitable material.
3. Informal saddle seat attire is required; no hunt attire. Suggested are conservative colors such as black, blue, grey, beige or brown jacket with matching jodhpurs. Day coat with jodhpurs also permitted. Boots and derby, soft hat or protective headgear required. Protective headgear may be worn without penalty. (See General Rules, GR318) Contrasting hats, vests and/or ties are acceptable.
4. Spurs, whip or crop optional, at the exhibitor's discretion.

AR121 Qualifying Gaits.

It is imperative that the horse give the distinct appearance of being a pleasure to ride and display a pleasurable attitude. To this end, all gaits must be performed with willingness and obvious ease, cadence, balance and smoothness.

1. Walk, a four-beat gait: Brisk, true and flat-footed with good reach.
2. Normal trot, a two-beat gait: To be performed at medium speed with moderate collection. The normal trot must be mannerly, cadenced, balanced and free-moving. Posting is required.
3. Strong trot, a two-beat gait: This trot is faster and stronger than the normal trot. It is performed with a lengthened stride, powerful and reaching, at a rate of speed which may vary between horses since each horse should attain his own strong trot in harmony with his own maximum natural stride. The horse must not be strung out behind. He should show moderate collection without exaggeratedly high action in front. He must present a willing attitude while maintaining form. The strong trot must be mannerly, cadenced, balanced and free-moving. Posting is required.
4. Canter, a three-beat gait: Smooth, unhurried, with moderate collection, correct and straight on both leads.
5. Hand Gallop: The hand gallop is performed with long, free, ground covering stride under control. The amount of ground covered may vary between horses due to the difference in natural length of stride. The hand gallop is not a fast collected canter but a true lengthening of stride, correct and straight on both leads. Extreme speed to be penalized. There shall be a distinct difference between the canter and the hand gallop.

AR122 Arabian English Pleasure Class Specifications.

1. OPEN, MAIDEN, NOVICE, LIMIT, STALLIONS, MARES, GELDINGS. To be shown at a walk, normal trot, strong trot, canter and hand gallop. To be judged on manners, performance, attitude, quality and conformation.
2. JUNIOR HORSE (five years old and under). To be shown at a walk, normal trot and canter. To be shown in a light, show type bridle; either single curb or single snaffle (defined as an unwrapped, smooth, rounded snaffle bit C\," to C\\" diameter as measured one inch from the ring with gradual decrease to the center of the snaffle, half cheeks permitted), curb and snaffle or pelham bit. To be judged on quality performance, attitude and manners.
3. ATR, JTR, AOTR, AAOTR, JOTR, SELECT, LADIES, GENTLEMEN. To be shown at a walk, normal trot and canter. To be judged on manners, performance, attitude, quality, suitability of horse to rider, and conformation.
4. CHAMPIONSHIP. To be eligible, horse must have been entered, shown and judged in a designated qualifying class in the Arabian English Pleasure section at that competition. To be shown at a walk, normal trot, strong trot, canter and hand gallop. To be judged on manners, performance, attitude, quality, conformation and presence.
5. CHAMPIONSHIP - JUNIOR HORSE. To be eligible, horse must have been entered, shown and judged in a designated qualifying class for junior horses in the Arabian English Pleasure section at that competition. To be shown at a walk, normal trot and canter. To be shown in a light, show type bridle; either single curb or single snaffle (defined as an unwrapped, smooth, rounded snaffle bit C\," to C\\" diameter as measured one inch from

the ring with gradual decrease to the center of the snaffle, half cheeks permitted), curb and snaffle or pelham bit. To be judged on quality, performance, attitude and manners.

6. CHAMPIONSHIP - ATR, JTR, AOTR, AAOTr, JOTR, SELECT. To be eligible, horse must have been entered, shown and judged in a designated qualifying class in the Arabian English Pleasure section for amateurs, owners or junior exhibitors at that competition. To be shown at a walk, normal trot and canter. To be judged on manners, performance, attitude, quality, suitability of horse to rider, conformation and presence.

SUBCHAPTER AR-6 COUNTRY ENGLISH PLEASURE SECTION.

AR123 General.

1. Competitors enter the ring in a counterclockwise direction, at the normal trot.
2. Light contact must be maintained with all reins at all gaits. A judge may not request that gaits be performed only on the snaffle or curb.
3. Judges are required to consider the performance at each gait equally in adjudicating this class.
4. Cross entries are prohibited between the Arabian Country English Pleasure section and the Arabian English Pleasure and Pleasure Driving sections and/or Informal Combination classes at the same competition. Cross entries between Country English Pleasure classes and English Pleasure futurity classes at the same competition may be permitted at the discretion of competition management if so stated in the prize list.

AR124 Appointments.

1. Bridle shall be light, show type, either single snaffle, single curb, curb and snaffle, or pelham bit. No martingales or tie-downs.
2. English-type saddle. No forward seat saddles allowed. Girth either leather, web, string or suitable material.
3. Informal saddle seat attire is required; no hunt attire. Suggested are conservative colors such as black, blue, grey, beige or brown jacket with matching jodhpurs. Day coat with jodhpurs also permitted. Boots and derby, soft hat or protective headgear required. Protective headgear may be worn without penalty. (See General Rules, GR318) Contrasting hats, vests and/or ties are acceptable.
4. Spurs, whip or crop optional, at the exhibitor's discretion.

AR125 Qualifying Gaits.

It is imperative that the horse give the distinct appearance of being a pleasure to ride. A quiet, responsive mouth is paramount. All gaits must be performed with willingness and obvious ease, cadence, balance and smoothness.

1. Walk, a four-beat gait: To be true, flat-footed and ground covering.
2. Normal Trot, a two-beat gait: To be an overall balanced, relaxed, easy-going trot with elasticity and freedom of movement. High action MUST be penalized. Posting is required.
3. Strong Trot, a two-beat gait: To be faster with lengthened stride, maintaining balance, ease and freedom of movement. High action MUST be penalized. Posting is required.
4. Canter, a three-beat gait: To be smooth, unhurried, straight and correct on both leads.
5. Hand Gallop: To be a faster gait, lengthened stride and controlled, straight and correct on both leads. Extreme speed MUST be penalized.

AR126 Arabian Country English Pleasure Class Specifications.

1. OPEN, MAIDEN, NOVICE, LIMIT, STALLIONS, MARES, GELDINGS. To be shown at a walk, normal trot, strong trot, canter and hand gallop. It is mandatory that horses be asked to halt on the rail, stand quietly, back, and walk off on a loose rein at least one direction of the ring. To be judged on attitude, manners, performance, quality and conformation, in that order. It is imperative that the horse give the distinct appearance of being a pleasure to ride. A quiet, responsive mouth is paramount.
2. JUNIOR HORSE (five years old and under). To be shown at a walk, normal trot and canter. It is mandatory that horses be asked to halt on the rail, stand quietly, back, and walk off on a loose rein at least one direction of the ring. To be shown in a light, show type bridle; either single curb or single snaffle (defined as an unwrapped, smooth, rounded snaffle bit C\," to C\)" diameter as measured one inch from the ring with gradual decrease to the center of the snaffle, half cheeks permitted), curb and snaffle or pelham bit. To be judged on

attitude, manners, quality, and performance, in that order. It is imperative that the horse give the distinct appearance of being a pleasure to ride. A quiet, responsive mouth is paramount.

3. ATR, JTR, AOTR, AAOTR, JOTR, SELECT, LADIES, GENTLEMEN. To be shown at a walk, normal trot and canter. It is mandatory that horses be asked to halt on the rail, stand quietly, back, and walk off on a loose rein at least one direction of the ring. To be judged on attitude, manners, performance, quality, conformation and suitability of horse to rider. It is imperative that the horse give the distinct appearance of being a pleasure to ride. A quiet, responsive mouth is paramount.

4. CHAMPIONSHIP. To be eligible, horse must have been entered, shown and judged in a designated qualifying class in the Arabian Country English Pleasure section at that competition. To be shown at a walk, normal trot, strong trot, canter and hand gallop. It is mandatory that horses be asked to halt on the rail, stand quietly, back, and walk off on a loose rein at least one direction of the ring. To be judged on attitude, manners, performance, quality and conformation in that order. It is imperative that the horse give the distinct appearance of being a pleasure to ride. A quiet, responsive mouth is paramount.

5. CHAMPIONSHIP - JUNIOR HORSE. To be eligible, horse must have been entered, shown and judged in a designated qualifying class for junior horses in the Arabian Country English Pleasure section at that competition. It is mandatory that horses be asked to halt on the rail, stand quietly, back, and walk off on a loose rein at least one direction of the ring. To be shown in a light, show type bridle; either single curb or single snaffle (defined as an unwrapped, smooth, rounded snaffle bit C\," to C\w" diameter as measured one inch from the ring with gradual decrease to the center of the snaffle, half cheeks permitted), curb and snaffle or pelham bit. To be judged on attitude, manners, quality, and performance, in that order. It is imperative that the horse give the distinct appearance of being a pleasure to ride. A quiet, responsive mouth is paramount.

6. CHAMPIONSHIP - ATR, JTR, AOTR, AAOTR, JOTR, SELECT. To be eligible, horse must have been entered, shown and judged in a designated qualifying class in the Arabian Country English Pleasure section for amateurs, owners or junior exhibitors at that competition. To be shown at a walk, normal trot and canter. It is mandatory that horses be asked to halt on the rail, stand quietly, back, and walk off on a loose rein at least one direction of the ring. To be judged on attitude, manners, performance, quality, conformation and suitability of horse to rider, in that order. It is imperative that the horse give the distinct appearance of being a pleasure to ride. A quiet, responsive mouth is paramount.

SUBCHAPTER AR-7 HUNTER PLEASURE SECTION.

AR127 General.

1. Competitors enter the ring in a counterclockwise direction at the trot.
2. Light contact with horse's mouth must be maintained at all gaits.
3. Judges are required to consider the performance at each gait equally in adjudicating this class.
4. Horses may show with a braided mane and tail (See AR101.4).

AR128 Appointments.

1. Bridle shall be light, show type; either snaffle, pelham, full bridle or kimberwicke bit acceptable. Browband/cavessons must be of hunter type. Ornamented bridles, browbands or cavessons are not permitted. Saddle seat style colored browbands/cavessons and/or figure eight, drop, or flash nosebands are not permitted. No martingales or tie-downs permitted.
2. Breastplate or breast collar is optional.
3. Type of English saddle is optional, but forward seat type saddle recommended. No cut-back saddles allowed. Girth either leather, web, string or suitable material.
4. Informal attire of suitable material for hunting is required. It consists of conservatively colored coat of any tweed or Melton (conservative wash jackets in season), breeches (or jodhpurs) and boots. A conservatively colored hunting cap, derby or protective headgear is mandatory. Protective headgear may be worn without penalty. (See GR318)
5. Spurs and crop or bat, no longer than 30" including lash (Exception: Side saddle), are optional, at the exhibitor's discretion.

AR129 Qualifying Gaits.

It is imperative that the horse give the distinct appearance of being a pleasure to ride and display a pleasurable and relaxed attitude. The neck should be carried lower, and the head should be carried in a more relaxed manner with less bend at the poll, and the horse should be in a generally longer frame than that of the English Pleasure, Country English Pleasure, or Show Hack horse. High headed horses and horses behind the vertical must be penalized.

1. Walk, a four-beat gait: Straight, true and flat-footed. Regular and unconstrained with good reach.
2. Trot, a two-beat gait: Straight and regular. The trot should be mannerly, cadenced and balanced. To be performed at a medium speed with a free moving, ground covering stride, with rider posting.
3. Canter, a three-beat gait: Even, smooth, unhurried, correct and straight on both leads.
4. Hand Gallop: The hand gallop is performed with a long, free, ground covering stride. The amount of ground covered may vary between horses due to difference in natural length of stride. A decided lengthening of stride should be shown while the horse remains controlled, mannerly, correct and straight on both leads.

AR130 Arabian Hunter Pleasure Class Specifications.

1. OPEN, MAIDEN, NOVICE, LIMIT, STALLIONS, MARES, GELDINGS. To be shown at a walk, trot, canter and hand gallop both directions of the ring. To stand quietly and back readily. To be judged on manners, performance, suitability as a Hunter, quality and conformation.
2. JUNIOR HORSE (five years old and under). To be shown at a walk, trot, canter and hand gallop both directions of the ring. To stand quietly and back readily. To be judged on quality, performance, suitability as a Hunter, manners and conformation. To be shown in a snaffle bit. (Snaffle bit is defined as snaffle bit of at least C," diameter as measured Zx" from the ring. The snaffle bit may be jointed, double jointed or unjointed. French and Dr. Bristol snaffle bits are permitted.)
3. ATR, JTR, AOTR, AAOTR, JOTR, SELECT, LADIES, GENTLEMEN. To be shown at a walk, trot, canter and hand gallop both directions of the ring. To stand quietly and back readily. To be judged on manners, performance, suitability as a Hunter, quality and conformation.
4. CHAMPIONSHIP. To be eligible, horse must have been entered, shown and judged in a designated qualifying class in the Hunter Pleasure section at that competition. To be shown at a walk, trot, canter and hand gallop both directions of the ring. To stand quietly and back readily. To be judged on manners, performance, suitability as a Hunter, quality and conformation.
5. CHAMPIONSHIP JUNIOR HORSE. To be eligible, horse must have been entered, shown and judged in a designated qualifying class for junior horses in the Hunter Pleasure section at that competition. To be shown at a walk, trot, canter and hand gallop both directions of the ring. To stand quietly and back readily. To be judged on quality, performance, suitability as a Hunter, manners and conformation. To be shown in a snaffle bit. (Snaffle bit is defined as snaffle bit of at least 3/8" diameter as measured Zx" from the ring. The snaffle bit may be jointed, double jointed or unjointed. French and Dr. Bristol snaffle bits are permitted.)
6. CHAMPIONSHIP ATR, JTR, AOTR, AAOTR, JOTR, SELECT. To be eligible, horse must have been entered, shown and judged in a designated qualifying class in the Arabian Hunter Pleasure section for amateurs, owners or junior exhibitors at that competition. To be shown at a walk, trot, canter and hand gallop both directions of the ring. To stand quietly and back readily. To be judged on manners, performance, suitability as a Hunter, quality and conformation.

SUBCHAPTER AR-8

ENGLISH SHOW HACK SECTION.

AR131 General.

1. Competitors enter the ring in a counterclockwise direction at the normal walk or normal trot.
2. Light contact must be maintained with all reins at all gaits. A judge may not request that gaits be performed only on snaffle or curb.
3. Judges are required to consider the performance at each gait equally in adjudicating this class.
4. Horses may show with a braided mane and tail (See AR101.4). Braids may be secured with tape, yarn or rubber bands. Decorations are prohibited.

5. Entries will be eliminated by any fall of horse or rider during the class.

AR132 Appointments.

1. Bridle shall be light, show type; either single snaffle, double (full) or pelham. Kimberwicke bit is permitted. Browbands and cavessons other than hunter or dressage types are prohibited. Unconventional tack such as figure eight, drop, or flash nosebands are not permitted.
2. English saddle of any type is required. Girths of either leather, white web, nylon string or suitable material.
3. Martingales, breastplates not allowed.
4. Acceptable Hack attire is required. It consists of conservatively colored coat, breeches and boots. A conservatively colored hunting cap, derby or protective headgear is mandatory. Protective headgear may be worn without penalty. (See GR318) Formal attire consisting of white breeches, top hat and tails may be worn. It is usual to wear such attire after 6:00 p.m., or in Championship classes.
5. Spurs, whip or crop optional at the exhibitor's discretion.

AR133 Qualifying Gaits.

A Show Hack horse is not necessarily a Dressage horse, nor an English Pleasure horse of the Arabian Division. Elevation and high knee action are not to be emphasized. The Show Hack is a suitable section for the well trained animal. Show Hacks must be balanced and show vitality, animation, presence, clean fine limbs and supreme quality. Soundness is required. The collected and extended gaits must be called for; i.e., collected walk, extended walk, normal walk; collected trot, extended trot, normal trot; collected canter, extended canter, normal canter and hand gallop. At the discretion of the judge, horses while on the rail may be asked to halt and rein-back. A Show Hack shall be able to perform all of these gaits with a noticeable transition between the normal, collected, and extended gaits. The horse must be under complete control and easily ridden. Obedience to the rider is of prime importance. If the horse exhibits clear transitions in a balanced and level manner, appearing to be giving a comfortable and pleasurable ride, he is performing correctly for this class.

1. Walk, a four-beat gait: Straight, true and flat-footed.
 - a. Normal Walk: Regular and unconstrained, moving energetically and calmly forward.
 - b. Collected Walk: Strides are shorter and higher than at the normal walk. The head approaches the vertical, but should never move behind it. Pacing is a serious fault.
 - c. Extended Walk: The horse is allowed to lengthen frame and stride while rider maintains light rein contact. The horse should cover as much ground as possible without rushing.
2. Trot, a two-beat gait: Free-moving, straight, rider maintaining light contact with horse's mouth at all times.
 - a. Normal Trot: Light, crisp, balanced and cadenced, with rider posting.
 - b. Collected Trot: The horse's stride is shorter and lighter, maintaining balance and impulsion. The neck is more raised and arched than at the normal trot as head approaches the vertical line, never moving behind it. Rider is sitting.
 - c. Extended Trot: Maintaining the same cadence and performing at medium speed, the horse lengthens its stride as a result of greater impulsion from the hindquarters. Horse should remain light in rider's hand as it lengthens its frame. Rider is posting.
3. Canter, a three-beat gait: Straight on both leads, smooth.
 - a. Normal Canter: Light even strides, should be moved into without hesitation.
 - b. Collected Canter: Marked by the lightness of the forehand and the engagement of the hindquarters, the collected canter is characterized by supple, free shoulders. Neck is more raised and arched than in normal canter as the head approaches the vertical line, never moving behind it.
 - c. Extended Canter: Maintaining the same cadence, the horse lengthens its stride as a result of greater impulsion from the hindquarters. Horse should remain light in rider's hand as it lengthens its frame.
4. Hand Gallop: The hand gallop is performed with a long, free, ground covering stride. The amount of ground covered may vary between horses due to difference in natural length of stride. The distinction between hand gallop and extended canter is, the latter being the ultimate linear extension of stride within the hand of the rider; the hand gallop being a looser, more free elongation of stride and frame of the horse. A decided lengthening of stride

should be shown while the horse remains controlled, mannerly, correct and straight on both leads. Extreme speed to be penalized.

AR134 Arabian English Show Hack Class Specifications.

1. OPEN, MAIDEN, NOVICE, LIMIT, STALLIONS, MARES, GELDINGS, JUNIOR HORSE, ATR, JTR, AOTR, AOTR, JOTR, LADIES, GENTLEMEN. To be shown at a walk, trot, canter, and hand gallop; collected and extended and normal gaits to be called for, to stand quietly and back readily. To be judged on manners, performance, quality and conformation.
2. CHAMPIONSHIP. To be eligible, horse must have been entered, shown, and judged in designated qualifying class in the Arabian Show Hack section at that competition. To be shown at a walk, trot, canter, and hand gallop; collected and extended and normal gaits to be called for, to stand quietly and back readily. To be judged on manners, performance, quality and conformation.

SUBCHAPTER AR-9 ENGLISH TRAIL HORSE SECTION.

AR135 General.

1. The class conduct and scoring system procedures stated herein shall be used in adjudication of all English Trail classes in the Arabian division. For rules regarding English Trail Horse, reference AR205 Trail Horse - General. Reference AR197 for general working specifications. Course to include a minimum of six obstacles and a maximum of eight obstacles.

AR136 Appointments.

For rules regarding correct attire and appointments, refer to AR116, AR120, AR124, AR128, or AR143.

AR137 Conduct and Definitions

For rules regarding conduct and definitions, reference AR206.

AR138 English Trail Scoring General

For rules regarding English Trail Scoring, reference AR207.

AR139 Scoring Penalties

For rules regarding scoring penalties, reference AR208 except for AR208.2b, c, d, and e.

AR140 Scoring Procedures

For rules regarding scoring procedures, reference AR209.

AR141 English Trail Horse Class Specifications.

For English Trail Horse class specifications, reference AR211. (Hackamores are prohibited.)

SUBCHAPTER AR-10 HUNTER SECTION.

AR142 General.

Horses may be shown with a braided mane and tail (See AR101.4).

AR143 Appointments.

1. Light hunter-type bridle, snaffle, pelham and full bridles, all with cavesson nosebands. A judge may penalize, at his own discretion, any horse with nonconventional types of bits or nosebands. In Hunter Hack, Under Saddle and tie-breaking classes, martingales of any type prohibited.
2. Type of English saddle is optional. Girth either leather, web, string, or suitable material.
3. Breastplate or breast collar and/or martingale are optional (Exception: See AR143.1).
4. Boots and bandages are prohibited. In the case of inclement weather, competition management may permit the use of bell boots only.
5. Informal attire of suitable material for hunting is required. It consists of conservatively colored coat of any tweed or Melton (conservative wash jackets in season), breeches (or jodhpurs), and boots. A conservatively colored hunting cap, derby or protective headgear is mandatory. Protective headgear may be worn without penalty. (See GR318) Junior riders

must wear protective headgear in accordance with GR318.3. For rules governing side saddle attire, see, HU121.

6. Spurs, crop or bat optional, at the exhibitor's discretion.

AR144 Judging.

For rules governing the judging of Hunter classes, see HU, Subchapter HU-5.

AR145 Courses.

1. A Hunter course shall be any course which management deems a fair test of a Hunter. For rules regarding type of fences, see HU115. A Working Hunter course should include a combination, and at least one change of direction (Exception: Handy classes - See HU115.6). Fences may vary 2" over and under the required class heights. Brush jump may be lower.

2. In all Working Hunter classes over fences, distances between fences should be set on 12' multiples (i.e., one stride may be 24', two strides 36').

3. For rules governing Course Diagrams, see HU113.

4. Except in cases of inclement weather, broken equipment or a similar emergency, a course must not be altered except by written permission of all exhibitors. If one or more original obstacles are rendered unusable during a class and no duplicate exists, management may substitute obstacles which approximate as nearly as possible, the originals.

AR146 Conduct.

1. Schooling - See GR313, GR314, and GR316.

2. Jumping Order - See HU144.

AR147 Height of Obstacles.

1. Green classes: 2'9" - 3', maximum spread 3'. Minimum of 8 fences.

2. Regular classes: 3' - 3'3", maximum spread 3'. Minimum of 8 fences.

3. ATR, JTR, AOTR classes: 2'6" - 3', maximum spread 3'. Spread cannot exceed height of fence. Minimum of 8 fences.

4. Warm-up: 2' - 2'6". Minimum of 6 fences.

AR148 Arabian Hunter Class Specifications.

1. UNDER SADDLE REGULAR WORKING, GREEN WORKING, ATR, JTR, AOTR WORKING.

a. To be shown at a walk, trot and canter. Light contact with the horse's mouth is required. Horses should be obedient, alert, responsive and move freely. A horse shall not be eliminated for slight errors. Judges may ask horses to hand gallop collectively, one direction of the ring, (Exception: green classes). No more than eight will be asked to hand gallop at one time.

b. To be eligible for an Under Saddle class counting toward a Championship, horses must be entered in at least one full point class over obstacles during the competition. To maintain awards or points won in the aforementioned classes, the horse must complete the course in at least one class.

2. REGULAR WORKING HUNTER OPEN, HANDY, STAKE. Open to any horse of any age. To be judged on performance, manners, and soundness.

3. GREEN WORKING HUNTER OPEN, STAKE. Open to any horse in its first or second year of showing over fences which are 2'9" or higher. To be judged on performance, manners, and soundness.

4. ATR, JTR, AOTR, WORKING HUNTER OPEN, HANDY, STAKE. To be judged on manners, performance, and soundness.

5. WARM UP HUNTER. To be shown over a course of not less than 6 fences 2' to 2'6" in height. To be judged on performance and soundness. This class does not count toward any Championship.

6. HUNTER HACK. To be shown at a walk, trot and canter. Eight horses, if available, but never more than eight at a time, are required to hand gallop one direction of the ring. Horses are also required to jump two fences 2' - 2'6" in height. To be judged on performance, manners and soundness. This class does not count toward any Championship.

AR149 Championships.

1. No competition shall offer a Championship unless a minimum of three classes is held, one of which must be an under saddle class and the other two over fences.
2. Hunters will receive points in each class toward a Show Championship as follows: 1st - 10, 2nd -6, 3rd -4, 4th- 2, 5th -1, 6th - Z/x. Hunters will receive points in each class toward a Regional or National Championship as follows: 1st - 20, 2nd - 16, 3rd - 14, 4th - 12, 5th - 10, 6th - 8, 7th - 6, 8th - 5, 9th - 4, 10th - 3.
3. The prize list must designate all full point classes counting toward a Championship in each section.
4. The Champion and Reserve Champion titles shall be awarded to two of the four horses which have acquired the most points, performing over a regulation Hunter course with fences at the required height in the section. In addition to these points, only these four horses shall receive points for ribbons won in an under saddle class.
5. For current rules regarding ties, see HU139.
6. For current rules regarding combination Hunter Championships, see HU140

SUBCHAPTER AR-11 JUMPER SECTION.

AR150 General.

1. Horses may be shown with a braided mane and tail (See, AR101.4).
2. Type of English saddle is optional. Any type of bridle is allowed, including, but not limited to gag bits and mechanical hackamores. Martingales, tiedowns, boots and bandages are allowed.
3. Championships are not recommended in Jumper sections of the Arabian Division, but if offered, must be conducted in accordance with Jumper Rule, JP110

AR151 Conduct.

1. The prize list must specify the Table and Section under which each class will be scored. The minimum and maximum height and spread must be stated for all classes not covered by AR155.
2. For rules regarding personnel and timing equipment, refer to JP106.
3. The course and the order in which the horses are to jump must be posted in a conspicuous place, at least one-half hour prior to the start of the class. The jumping order should be legible to a mounted rider. For rules regarding jumping order, refer to JP112 excluding JP112.1a.
4. For rules regarding schooling, refer to GR313, GR314 and GR317.

AR152 Scoring.

1. For rules governing scoring, refer to JP133-JP142.
2. Ties involving first place must be jumped off. The time taken to complete the course will decide between any horses tied other than first place. Any exhibitor who informs the judge that he will not participate in a jump-off is placed last of the competitors in that jump-off.

AR153 Class Condition.

For rules governing the class conditions refer to JP, Subchapter JP-4. It is recommended that Table II conditions, as explained in JP145, be used by Arabian Jumper competitions.

AR154 Courses.

1. Well-designed courses are the prime requisites for successful jumper classes. Management offering a jumper section should obtain from the Federation the pamphlet "Planning the Jumper Division".
2. The first criterion of a good course is its suitability to the capabilities of horses which will jump it and to the conditions of the class. Height and width of jumps are not the only important factors. Of equal or greater significance are types of obstacles, relation of height to width, or spacing between jumps. Jumper courses traditionally offer a greater variety of jumps, (brighter, more unusual, etc.) than do hunter courses, and may include types of fences forbidden in Hunter courses. Refer to JP122, JP123, and JP124 for more specific information regarding the design of courses.
3. Posting of Courses Refer to JP130.
4. Judge's Inspection of Course Refer to JP131.
5. Jump-offs Refer to JP132.

6. Obstacle Requirements Refer to JP121.
7. Substitution of Obstacles Refer to JP127.
8. Time Allowed and Time Limit Refer to JP129 and the Chart located at the end of the Jumper Rules.

AR155 Arabian Jumper Class Specifications.

1. ATR, AOTR, JTR - Obstacles to start at 3' to maximum height of 3'3" with spreads to 3'9".
2. OPEN - Obstacles to start at 3'3" to maximum height of 3'6" with spreads to 4'.

SUBCHAPTER AR-12 DRESSAGE SECTION.

AR156 Dressage classes.

Dressage classes held in the Arabian Division to be conducted in accordance with Dressage Chapter DR, except as stated herein:

1. When cross entry is permitted between Dressage and other Arabian classes at a competition, DR121 applies only to the designated Dressage warm-up and competition areas, or when exhibitor is actually warming-up for Dressage class.
2. Horses entered in Open Dressage classes must comply with DR121.7.
3. Whips are prohibited in AHA Regional and National Championship classes (Exception: Competitors riding sidesaddle may carry a whip).
4. A caller, if supplied by the competitor, may be used in any AHA Regional Championship Dressage class.
5. Entries must comply with DR119.2 (Exception: Horses competing at AHA Regional and National Championship competitions are not limited to a maximum of three Dressage rides per day at Fourth Level or below. Horses competing in Intro Level classes at the AHA Youth National Championship may enter three levels at that competition only.)
6. Horses competing in the Arabian Dressage Division may compete in more than one Licensed Competition on the same day. This is an exception to DR119.2.
7. Introductory (Walk/Trot Dressage) classes at AHA recognized competitions, when ridden by an exhibitor competing only in Walk/Trot classes, will not be considered one of the two levels to which the horse is restricted at that competition under DR119.2. (Exception: open Dressage classes or divisions.)
8. Dressage horses competing at AHA recognized competitions are not limited to a maximum of three rides per day at Fourth Level or below. (Exception: open Dressage classes or divisions.)
9. False tails are not permitted in Arabian Division Dressage classes (This is an exception to DR121.6).
10. For the Arabian Division, adult amateurs are defined as those no longer eligible to compete as junior exhibitors (17 years and under). DR119.3 does not apply.
11. *In the event two or more competitors have equal points (a tie), the tie shall be broken pursuant to DR123 except when after a review of the scores for Collective Marks/General Impression there remains a tie, the tie must be broken as follows:*
 - a. *The competitor with the highest Collective Mark scores by the judge sitting at C shall be declared the winner of the tie; and*
 - b. *In the event there remains a tie with the judge's (sitting at C) Collective Mark scores, the winner of the tie shall be determined by that judge's scores as follows:*
 - (1) *The competitor with the highest free walk score (Intro through Second level) or highest extended walk score (Third through Grand Prix) shall be determined the winner;*
 - (2) *In the event there is a tie on the free walk/extended walk score, the competitor with the highest sum of scores with coefficients greater than one shall be determined the winner;*
 - (3) *In the event there is a tie based upon the sum of the scores with coefficients greater than one, the competitor with the first highest Collective Mark score shall be determined the winner. (Start at the top of the Collective Mark scores and work down until the tie is broken); and*

(4) In the event that the Collective Marks are identical, the competitor with the first highest movement score shall be determined the winner. (Start at the top of the movement scores and work down until the tie is broken).

EC 5/21/07 Effective immediately

SUBCHAPTER AR-13 SPORT HORSE SECTION.

AR157 Purpose.

1. To evaluate and encourage the breeding of Arabian and Half-Arabian/Anglo Arabian horses suitable for Dressage, Working Hunter, Eventing, Jumper, Combined Driving and Competitive Trail and Endurance, and to provide an opportunity to demonstrate the effectiveness of breeding programs. Form to function will be emphasized.

AR158 General

1. In-hand, Under Saddle and Show Hack Sport Horse classes for 1) Arabians and 2) Half-Arabians/Anglo Arabian Sport Horses may be held separately or in conjunction with any recognized Arabian competition. Sport Horse In-hand, Under Saddle and Sport Horse Show Hack classes may be held for stallions, mares and geldings. Refer to Subchapter AR-31 for rules on Half-Arabians and Anglo Arabians and AR246.3 and .4 for eligibility of stallions to show.

2. In-hand Classes may be held in any age groups deemed appropriate by competition management and published in the prize list with the exception that horses of one sex shall not be judged against those of the opposite sex. Specified group classes or specified championship classes are exempted. See AR248.3. Judge must excuse from the ring any unruly horse or one whose actions threaten to endanger other exhibitors or their entries. A whip may be used to guide the horse. Excessive use of the whip or actions that may disturb other entries shall be severely penalized. See AR107.6 for additional causes for mandatory elimination from the arena or designated judging area.

a. Group Classes- Get of Sire (without sire) – two or three offspring entered under the sire's name; and Produce of Dam (without dam) – two or three offspring entered under the dam's name. Multiple ownership permitted, all owners must be listed. More than one entry per sire/dam is permitted in the same class. All horses must have been judged in their individual in-hand classes.

b. Sport Horse In-Hand Championships shall be based upon highest scoring horses in a qualifying classes. Sport Horse In-Hand Champions and Reserve Champions must be at least two years of age. No horse may be named Champion and Reserve Champion in the same class. (Example: when amateur and open classes qualify for the same championship class.) If the same horse has the two (2) highest scores, the next highest eligible horse shall be named Reserve Champion.

c. AR101, AR102, AR104, and AR105 apply to Sport Horse In-Hand classes.

d. AR101, AR102, AR104, AR105, AR112, AR113, and AR114 apply to Sport Horse Under Saddle and Sport Horse Show Hack classes.

3. When possible, the announcement of awards will include the breeding of the horses placed: sire and dam as well as the name of the owner and breeder.

4. Sport Horse In-Hand Classes.

Conformation is to be evaluated in terms of potential trainability, potential performance and predisposition to soundness. Form to function is to be emphasized. Blemishes are not to count unless resulting from conformation faults. Gaits are to be evaluated in terms of purity, quality and correctness. Correct gaits which contribute to ease in training and the horse remaining sound and useable are most important. Purity and quality are judged mainly in profile. Correctness is judged mainly while the horse is coming to and going from the judge's position. Colts and stallions two years and over must have both testicles descended.

AR159 Appointments.

1. Braiding is optional.

2. Boots or bandages of any kind are forbidden during a class. (Exception: AR112.7).

3. SPORT HORSE IN-HAND CLASSES. Bridles are mandatory on horses three years and older. A bridle shall be a dressage or hunter type with snaffle bit with or without cheeks, keepers allowed, reins and headstall with throatlatch. Noseband is optional. A split or single

chain may be used with/or instead of reins. Horses age two years may be shown in a bridle or a plain leather stable halter. Horses under the age of two years must be shown in plain leather stable halters.

- a. The handler may carry only one whip, maximum length 6', including lash and without attachments, i.e. plastic bags, ribbons, etc.
 - b. Conservative casual attire is recommended for the handler. Dressage or hunter attire is also appropriate. Gloves, hat, vest, jacket are optional. (See GR318.1)
4. SPORT HORSE UNDER SADDLE CLASSES. Hunter type snaffle, or pelham bridle, or a dressage type snaffle bridle with snaffle bit, with or without cheeks, keepers allowed, or a Pelham; Kimberwicks and double bridles are prohibited. Unconventional bits may be penalized at the discretion of the judge. Martingales not permitted. Type of saddle shall be dressage or forward seat. Girth may be leather or other suitable material.
- a. Dressage (DR120.1) or informal hunter (AR143.5) attire required. Rider may carry a whip or crop, maximum length 110 cm (43.3") including lash.
5. SPORT HORSE SHOW HACK CLASSES. Dressage or hunter style bridles, single snaffle or double bridle or pelham bit acceptable. Converters on pelham bit not permitted. Kimberwick bit is not permitted. If using a double bridle, the lever arm (length below mouth-piece) must not exceed 10 cm. (3.94"). The inside diameter of the bridoon ring must not exceed 3.15". Non-conforming bits may be penalized at the judge's discretion. Martingales not permitted. Type of saddle must be dressage or forward seat. Girth may be leather or other suitable material.
- a. Conservatively colored dark coat, breeches and boots, with hunting cap, derby or protective headgear. Protective headgear may be worn without penalty (See GR318). Formal attire consisting of white breeches, top hat and shadbelly coat may be worn. It is usual to wear such attire after 6:00 p.m. or in championship classes.

AR160 Qualifying Gaits.

Innate quality movement is a priority in the Sport Horse classes. All gaits should be pure in rhythm, and should be without tension or resistance.

1. Walk
 - a. Walk. (also Normal Walk) The rhythm of the walk is 4 beats. The walk is to be regular and unconstrained.
 - b. Collected Walk. The rhythm is 4 beats. The stride maintains the marching quality of the normal walk, with hind legs well engaged but covers less ground.
 - c. Extended Walk. The rhythm is 4 beats. While maintaining the march quality, the horse does not rush, but with regular steps, will clearly show the hind feet touching the ground in front of the footprints of the forefeet. The rider allows the horse to stretch forward with head and neck, but does not release contact with the mouth.
2. Trot
 - a. Trot. (also Normal Trot) The rhythm of the trot is 2 beats. The trot is free, active and regular. The steps should be balanced and elastic with the horse demonstrating a supple back and well engaged hindquarters.
 - b. Collected Trot. The rhythm is 2 beats. The horse continues to move forward with impulsion, and demonstrates an ability to further engage the hocks, which allows the shoulders of the horse to become lighter and the stride to become shorter. The neck is raised and arched, but not constrained.
 - c. Extended Trot. The rhythm is 2 beats. The horse covers as much ground as possible, while maintaining regularity and balance. The stride lengthens as a result of great impulsion. The rider allows the horse, while remaining on the bit, to reach with its frame. The forefeet should touch the ground where they point. The transitions to and from should be balanced and smoothly executed.
3. Canter
 - a. Canter (also Normal Canter) The rhythm of the canter is 3 beats. The canter should be light, cadenced (rhythm with a suitable tempo combined with springy impulsion) and regular. Transitions should be without hesitation and balanced. The canter should always be straight on straight lines.
 - b. Collected Canter. The rhythm is 3 beats. The horse moves forward with impulsion, through increased engagement of the hindquarters and lightness of the forehand. The neck is raised and arched but not constrained. The back remains supple and the strides are shorter.

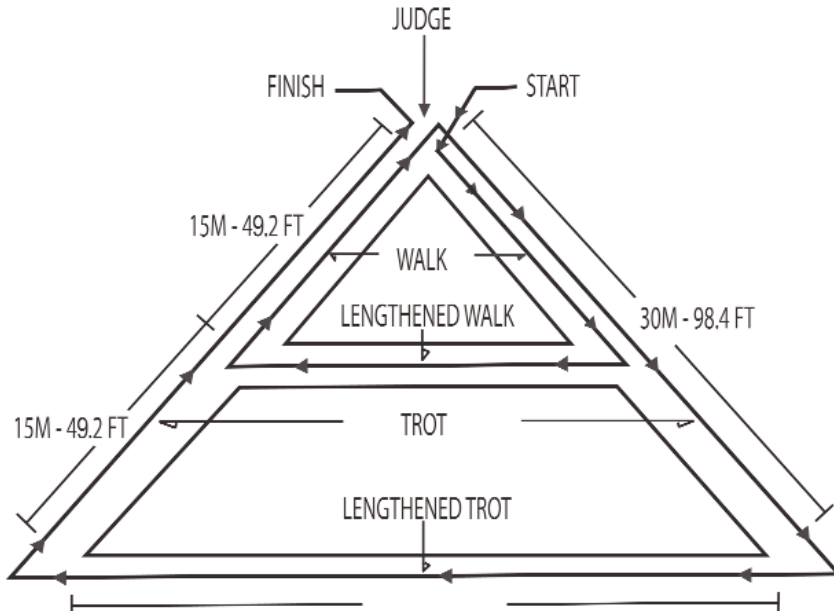
- c. Extended Canter. The rhythm is 3 beats. The horse covers as much ground as possible while maintaining regularity and balance. The stride lengthens as a result of great impulsion from the hindquarters and the rider allows the horse to lower and extend the neck, without losing contact with the bit, or leaning.
4. Lengthening Stride. When a lengthening of stride is requested at walk, trot, or canter, the horse should maintain rhythm, regularity and balance, while reaching with the frame and stride. The rider should maintain contact with the bit, while allowing the lengthening. The strides should be more ground covering and the horse should remain calm and supple.
5. Hand Gallop. The rhythm is 3 beats. The hand gallop is performed with long, free, ground covering strides. The amount of ground covered will vary between horses due to the difference in the natural length of stride. The hand gallop shows a looser, freer elongation of stride and frame of the horse. The horse must remain mannerly, correct, and straight. Extreme speed to be penalized.
6. Rein-back. The rhythm is 2 beats. The feet are raised and set down by diagonal pairs. The horse should remain calm and obedient, lifting and setting down the feet, without shuffling.

AR161 Conduct of Classes.

1. ARABIAN SPORT HORSE IN-HAND CLASSES. The AHA Individual Score Sheet shall be used. Each judge will be assigned a scribe who will record scores and comments as dictated by the judge. Horses will be shown individually on the triangle.

a. Following a posted or announced order, or on request from the judge, entries in each class will approach the judging area one at a time, walk to the apex of the triangle. Conformation judging may take place before or after performance on the triangle, so wait for the judge's instructions. Wait for the judge's request to proceed on the triangle. The handler will lead the horse on the perimeter of the triangle at the walk and trot, returning to the apex and wait for further instructions. At the completion of the judging, the handler will lead the horse away from the judging area. The triangle may be adjusted to fit local conditions.

b. Triangle: Corners should be well defined. A marker will be used at the apex and at each corner to define placement of the turn for the exhibitor. Use of plants or flowers is allowed.



2. The horse is to be shown in an "open position," for conformation judging. The traditional way of showing open position would be with the right front leg slightly back and the right hind leg slightly forward; but as long as all four legs of the horse are visible to the judge when standing on either side of the horse, this would be acceptable. The horse's head and

neck should be allowed to show in a natural and comfortable carriage, and the handler should stand away from the horse with a loose lead line.

3. **ARABIAN SPORT HORSE GROUPS IN-HAND (Get of Sire/Produce of Dam).**

The AHA Individual Score Sheet shall be used. Each judge will be assigned a scribe who will record scores and comments as dictated by the judge. Groups will be examined one group at a time, but not necessarily on the triangle. The judge will require the individuals of each group to move at the walk and trot. Horses shall stand for conformation judging before and/or after completion of the group's movement.

4. Foals may not be shown loose.

5. **ARABIAN SPORT HORSE UNDER SADDLE.** To enter the ring counterclockwise at the trot. To be shown at a walk, trot, and canter both directions of the ring. Judge may request lengthening of stride at any gait and may request horses to back in the line-up.

6. **ARABIAN SPORT HORSE SHOW HACK.** To enter the ring counterclockwise at the normal walk or normal trot. To be shown at a walk, trot, and canter; collected, normal and extended gaits to be called for, and the hand gallop. Horses should stand quietly and back readily.

7. Judges are required to consider the performance at each gait equally in adjudicating Sport Horse under Saddle and Sport Horse Show Hack classes.

AR162 Arabian Sport Horse Class Specifications.

1. **IN-HAND CLASSES.** Horses shall be shown at the walk and trot on the triangle. The AHA Score Sheet is divided as follows:

Movement - 40% (20% for walk and 20% for trot)

Conformation - 40%

Expression, Manners, Willingness - 10%

Quality, Balance and Harmony, Suitability as a Sport Horse - 10%

Transmissible weaknesses or predisposition to unsoundness shall be penalized commensurate with severity.

2. **GROUP CLASSES (Get of Sire, Produce of Dam).** Horses will be judged at the walk and trot, but not necessarily on the triangle. Horse shall stand for conformation judging before and/or after completion of the group's movement. The AHA Score Sheet is divided as follows:

Movement - 40% (20% for walk and 20% for trot)

Conformation - 40%

Quality and Uniformity of Quality (Reproductive likeness) - 10%

Overall Quality, Balance, Harmony (Apparent ability of sire or dam to produce or beget Sport Horse performance or breeding stock - 10%.

3. **UNDER SADDLE CLASSES.** To be shown at the walk, trot, and canter both directions of the ring. Judge may request lengthening of stride at any gait and may request horse to back in the line-up.

a. **OPEN, MAIDEN, NOVICE, LIMIT, STALLIONS, MARES, GELDINGS, LADIES, GENTLEMEN.** To be judged on performance (purity and quality of gaits), manners, conformation, suitability as a Sport Horse and quality.

b. **CHAMPIONSHIP.** To be eligible, horse must have been entered, shown and judged in a designated Open qualifying class in the Sport Horse Under Saddle section at that competition. To be judged on performance (purity and quality of gaits), manners, conformation, suitability as a Sport Horse and quality.

c. **JUNIOR HORSE.** To be judged on quality, suitability as a Sport Horse, performance (purity and quality of gaits), conformation and manners.

d. **JUNIOR HORSE CHAMPIONSHIP.** To be eligible, horse must have been entered, shown and judged in a designated Junior Horse qualifying class in the Sport Horse Under Saddle section at that competition. To be judged on quality, suitability as a Sport Horse, performance (purity and quality of gaits), conformation and manners.

e. **ATR, AOTR, AAOTR, JTR, JOTR.** To be judged on manners, performance (purity and quality of gaits), suitability as a Sport Horse, conformation and quality.

f. **CHAMPIONSHIP – ATR, AOTR, AAOTR, JTR, JOTR.** To be eligible, horse must have been entered, shown and judged in a designated Amateur horse qualifying class in the Sport Horse Under Saddle section at that competition. To be judged on manners, performance (purity and quality of gaits), suitability as a Sport Horse, conformation and quality.

4. **SPORT HORSE SHOW HACK CLASSES.** To be shown at a walk, trot, and canter; collected, normal and extended gaits to be called for, and the hand gallop. Horses should stand quietly and back readily.

a. **OPEN, MAIDEN, NOVICE, LIMIT, STALLIONS, MARES, GELDINGS, LADIES, GENTLEMEN.** To be judged on performance, manners, quality, and conformation.

b. **CHAMPIONSHIP.** To be eligible, horse must have been entered, shown and judged in a designated Open qualifying class in the Sport Horse Show Hack section at that competition. To be judged on performance, manners, quality, and conformation.

c. **ATR, AOTR, AAOTR, JTR, JOTR.** To be judged on manners, performance, quality, and conformation.

d. **CHAMPIONSHIP, ATR, AOTR, AAOTR, JTR, JOTR.** To be eligible, horse must have been entered, shown and judged in a designated amateur horse qualifying class in the Sport Horse Show Hack section at that competition. To be judged on manners, performance, quality and conformation.

AR163 Scoring Procedures.

1. The judge shall use the AHA approved individual score sheets for individual classes, and the individual group score sheet for group classes (Get of Sire/Produce of Dam). The AHA score sheets will be provided to competition management by AHA. Competition management may make as many individual copies as necessary for their competition. Score sheets are not required for Sport Horse Under Saddle or Sport Horse Show Hack classes.

2. Decimals may be used in scoring.

3. A scribe shall be provided for each judge whose main duty is to record the judge's scores and comments on the score sheets. The scribe may be asked to transfer scores from the individual sheets to the master score sheet.

4. Tied scores shall be broken first by referring to the totals of the movement scores. If still tied, the tie may be broken at the judge's discretion, by the use of decimals, or the horses may be examined again (movement only).

5. When more than one judge is officiating, each judge will have a separate triangle and separate score sheets and scribes. When more than one judge is officiating, and there should be a tie still existing after re-examination, the call judge shall break the tie.

6. Scores shall be reported as a total based on the stated percentages against a possible total of 100% and all scores and placings must be posted. Unofficial scores may be posted during the class and/or final score may be posted at the end of each class.

7. If a mathematical error on the score sheet is discovered, it must be brought to the attention of competition management within one hour of the official posting of the scores from the last class of the competition day. Competition management must announce said posting, and must make score sheets available to competitors immediately.

SUBCHAPTER AR-14 CARRIAGE PLEASURE DRIVING SECTION.

AR164 General.

1. Carriage Pleasure Driving classes held in the Arabian Division are to be conducted in accordance with Carriage Pleasure Driving Division, Chapter CP.

SUBCHAPTER AR-15 FORMAL DRIVING SECTION.

AR165 General.

1. Competitors to enter the ring in a counterclockwise direction at a trot.

2. Judges are required to consider the performance at each gait equally in adjudicating this class.

3. At the discretion of the competition management, one header per horse may be utilized to ensure the safety of the exhibitors. Headers must be properly attired. A plain unmarked smock is required.

4. In the interest of safety for horses with long tails, a short, inconspicuous braid or knot may be made in the end of the tail, permitting it to be fastened to the show vehicle.

AR166 Appointments.

1. To be shown in a light show harness, bridle with blinkers, overcheck (with separate overcheck bit) or sidecheck (separate sidecheck bit optional) and snaffle bit (straight or jointed). Equipment to be in sound condition.
2. A four-wheeled show vehicle is required.

AR167 Qualifying Gaits.

For gait descriptions, see AR117.

AR168 Arabian Formal Driving Class Specifications.

1. OPEN, MAIDEN, NOVICE, LIMIT, STALLIONS, MARES, GELDING, ATD, AOTD. To be shown at a walk and trot. To stand quietly and back readily. To be judged on performance, presence, manners, quality and conformation.
2. CHAMPIONSHIP. To be eligible, horse must have been entered, shown and judged in a designated qualifying class in the Arabian Formal Driving section at that competition. To be shown at a walk and trot. To stand quietly and back readily. To be judged on performance, presence, manners, quality and conformation.

SUBCHAPTER AR-16 PLEASURE DRIVING SECTION.**AR169 General.**

1. Competitors enter the ring in a counterclockwise direction at the normal trot.
2. Judges are required to consider the performance at each gait equally in adjudicating this class.
3. At the discretion of competition management, one header per horse may be utilized to ensure the safety of exhibitors. Header must be properly attired. A plain unmarked smock is required.
4. Cross entries are prohibited between the Arabian Pleasure Driving section and the Arabian Country Pleasure Driving and Arabian Country Pleasure sections and/or Arabian Country Pleasure Combination classes at the same competition.
5. In the interest of safety for horses with long tails, a short, inconspicuous braid or knot may be made in the end of the tail, permitting it to be fastened to the show vehicle.

AR170 Appointments.

1. To be shown in light show harness, bridle with blinkers, overcheck (with separate overcheck bit) or side check (separate sidecheck bit optional), and snaffle bit (straight or jointed). Equipment to be in sound condition.
2. Either a two or four-wheeled vehicle suitable to the horse is required. Use of a two-wheeled vehicle is encouraged.

AR171 Qualifying Gaits.

For gait descriptions, see AR121.

AR172 Arabian Pleasure Driving Class Specifications.

1. OPEN, MAIDEN, NOVICE, LIMIT, STALLIONS, MARES, GELDINGS. To be shown at a walk, normal trot and strong trot (Extreme speed to be penalized). To stand quietly and back readily. To be judged on manners, quality and performance.
2. JUNIOR HORSE (five years old and under). To be shown at a walk, normal trot, strong trot (Extreme speed to be penalized). To stand quietly and back readily. To be judged on quality, manners, and performance.
3. ATD, JTD, AOTD, LADIES, GENTLEMEN. To be shown at a walk, normal trot and strong trot (Extreme speed to be penalized). To stand quietly and back readily. To be judged on manners, performance and quality.
4. CHAMPIONSHIP. To be eligible, horse must have been entered, shown and judged in a designated qualifying class in the Arabian Pleasure Driving section at that competition. To be shown at a walk, normal trot and strong trot (Extreme speed to be penalized). To stand quietly and back readily. To be judged on manners, quality and performance.
5. CHAMPIONSHIP - JUNIOR HORSE. To be eligible, horse must have been entered, shown and judged in a designated qualifying class for junior horses in the Arabian Pleasure Driving section at that competition. To be shown at a walk, normal trot and strong trot

(Extreme speed to be penalized). To stand quietly and back readily. To be judged on quality, manners and performance.

6. CHAMPIONSHIP - ATD, JTD, AOTD. To be eligible, horse must have been entered, shown and judged in a designated qualifying class in the Arabian Pleasure Driving section for amateurs, owners or junior exhibitors at that competition. To be shown at a walk, normal trot and strong trot (Extreme speed to be penalized). To stand quietly and back readily. To be judged on manners, performance and quality.

SUBCHAPTER AR-17 COUNTRY PLEASURE DRIVING SECTION.

AR173 General.

1. Competitors enter the ring in a counterclockwise direction at the normal trot.
2. Judges are required to consider all gaits equally in adjudicating this class.
3. At the discretion of competition management, one header per horse may be utilized to ensure the safety of the exhibitors. Headers must be properly attired. A plain unmarked smock is required.
4. Cross entries are prohibited between the Arabian Country Pleasure Driving and Arabian Pleasure Driving, and Arabian English Pleasure sections and/or Informal Combination classes at the same competition.
5. In the interest of safety for horses with long tails, a short, inconspicuous braid or knot may be made in the end of the tail, permitting it to be fastened to the show vehicle.

AR174 Appointments.

1. To be shown in light show harness or harness appropriate for vehicle, bridle with blinkers, overcheck (with separate overcheck bit) or sidecheck (separate sidecheck bit optional), and snaffle bit (straight or jointed). Equipment to be in sound condition.
2. A two-wheeled vehicle is required. Driver only is permitted in vehicle.

AR175 Qualifying Gaits.

For gait descriptions, see AR125.

AR176 Arabian Country Pleasure Driving Class Specifications.

1. OPEN, MAIDEN, NOVICE, LIMIT, STALLIONS, MARES, GELDINGS. To be shown at the walk, normal trot and strong trot. To stand quietly and back readily. To be judged on attitude, manners, performance, quality and conformation.
2. JUNIOR HORSE (five years and under). To be shown at a walk, normal trot and strong trot. To stand quietly and back readily. To be judged on attitude, manners, quality and performance.
3. ATD, JTD, AOTD. To be shown at a walk, normal trot and strong trot. To stand quietly and back readily. To be judged on attitude, manners, performance, quality, conformation and suitability of horse to driver.
4. CHAMPIONSHIP. To be eligible, horse must have been entered, shown and judged in a designated qualifying class in the Arabian Country Pleasure Driving section at that competition. To be shown at a walk, normal trot and strong trot. To stand quietly and back readily. To be judged on attitude, manners, performance, quality and conformation.
5. CHAMPIONSHIP - JUNIOR HORSE. To be eligible, horse must have been entered, shown and judged in a designated qualifying class for junior horses in the Arabian Country Pleasure Driving section at that competition. To be shown at a walk, normal trot and strong trot. To stand quietly and back readily. To be judged on attitude, manners, quality and performance.
6. CHAMPIONSHIP - ATD, JTD, AOTD. To be eligible, horse must have been entered, shown and judged in a designated qualifying class in the Arabian Country Pleasure Driving section for amateurs, owners, or junior exhibitors at that competition. To be shown at a walk, normal trot and strong trot. To stand quietly and back readily. To be judged on attitude, manners, performance, quality, conformation and suitability of horse to driver.

AR177 General.

1. Horses to enter the ring clockwise at the jog-trot, then show at the road gait, reverse at either the jog trot or walk and show counterclockwise at the jog-trot, road gait and then trot at speed.
2. Judges are required to consider all gaits equally in adjudicating this class.
3. Horses to stand quietly in the line up. Attendants not permitted except in amateur classes. Exhibitors not to leave the bike except to make necessary adjustments. Exhibitors may, however, uncheck and stand at horse's head when left in the center of the ring while a part of the class is on the rail for a workout.

AR178 Appointments.

1. To be shown in light show harness, bridle with blinkers of square pattern, overcheck and separate overcheck bit, snaffle bit (straight or jointed) to a bike.
2. Unweighted boots such as quarter boots or bell boots are optional.
3. Exhibitor shall wear stable colors, cap and jacket to match. Protective headgear may be worn without penalty. (See GR318)
4. In the interest of safety for horses with long tails, a short, inconspicuous braid or knot may be made in the end of the tail, permitting it to be fastened to the show vehicle.

AR179 Qualifying Gaits.

1. The principal gait of the Roadster is the trot. Horses shall be asked to trot at three different speeds, the slow jog-trot, the fast road gait and then at speed. Judges may ask a Roadster to walk.
2. The horse should be in form at all gaits, with folding of the knees, flexion of the hocks and be balanced with a true square trot. Horses that are pacey or mixed gaited or that break from the trot shall be strongly penalized.
3. The horse should have animation, brilliance and competition ring presence.

AR180 Arabian Roadster Class Specifications.

1. OPEN, MAIDEN, NOVICE, LIMIT, STALLIONS, MARES, GELDINGS. To be shown to a bike at a jog-trot, road gait, and then at speed. To be judged on performance, speed, quality and manners.
2. ATD, JTD, AOTD, LADIES, GENTLEMEN. To be shown to a bike at a jog-trot, road gait and then at speed. To be judged on manners, performance, speed and quality. One attendant may head the horse.
3. CHAMPIONSHIP. To be eligible, horse must have been entered, shown and judged in a designated qualifying class in the Arabian Roadster (bike) section at that competition. To be shown to a bike at a jog-trot, road gait and then at speed. To be judged on performance, speed, quality and manners.
4. CHAMPIONSHIP - ATD. To be eligible, horse must have been entered, shown and judged in a designated qualifying class in the Arabian Roadster (bike) section for amateurs at that competition. To be shown to a bike at a jog-trot, road gait, and then at speed. To be judged on manners, performance, speed and quality. One attendant may head the horse.
5. ROADSTER UNDER SADDLE. To be shown under English saddle and with an open bridle using a snaffle bit and a single rein or a snaffle bit and running martingale with either a single or double rein. To be shown at a jog-trot, road gait and at speed. To be judged on performance, speed, quality and manners.

AR181 General.

1. Competitors to enter ring in a counterclockwise direction at the normal trot.
2. Judges must consider all gaits equally in adjudicating this class.
3. Horses to be shown both directions of the ring at all required gaits as a harness horse. Competitors will be called to the line up, horses unhitched and saddled, then returned to the rail to be shown under saddle at required gaits both directions of the ring.
4. Two attendants per entry are allowed to assist the changing of tack. Attendants must be properly attired. A plain, unmarked smock is required.

5. The bridle must not be removed prior to the horse being completely unhitched from the buggy or cart.
6. Prize list must specify whether or not the rider and driver must be the same individual.

AR182 Formal Combination.

OPEN, AOTR/D, CHAMPIONSHIP. To be shown in harness as a Formal Driving horse and under saddle as a Park Horse. For rules governing appointments and qualifying gaits for this class, see Subchapters AR-4 and AR-15.

AR183 Informal Combination. OPEN, AOTR/D, CHAMPIONSHIP.

1. To be shown in harness as a Pleasure Driving horse and under saddle as an English Pleasure horse. For rules governing appointments and qualifying gaits for this class, see Subchapters AR-5 and AR-16.
2. Cross entries are prohibited between the Informal Combination class and any class in the Country English Pleasure or Country Pleasure Driving sections at the same competition.

AR184 Country Pleasure Combination. OPEN, AOTR/D, CHAMPIONSHIP.

1. To be shown in harness as a Country Pleasure Driving horse and under saddle as a Country English Pleasure horse. For rules governing appointments and qualifying gaits for this class, see Subchapters AR-6 and AR-16.
2. Cross entries are prohibited between the Country Pleasure Combination class and any class in the English Pleasure or Pleasure Driving sections at the same competition.

SUBCHAPTER AR-20 MOUNTED NATIVE COSTUME SECTION.

AR185 General.

1. Rider must have complete control of horse at all times.
2. Competitors enter the ring in a counterclockwise direction at the canter.
3. Judges are required to consider all gaits equally in adjudicating this class.
4. It is suggested that horses line up head-to-tail the length of ring.

AR186 Appointments.

1. Bridle may consist of bit, hackamore or other suitable headstall. Safety is of the utmost importance in tack and attire. Decorations in keeping with colorful desert regalia shall be added to equipment.
2. No martingales or tie downs permitted.
3. Attire shall consist of native (Bedouin) type costume including flowing cape or coat, pantalons, head dress, scarf or sash. No object may be carried in either or both hands other than reins, a portion of an aba, and/or a riding crop or whip. Protective headgear may be worn without penalty. (See General Rules, GR318)
4. Spurs, whip or crop optional, at the exhibitor's discretion.

AR187 Qualifying Gaits.

Extreme or reckless speed to be penalized. For description of gaits, see AR121.

AR188 Arabian Mounted Native Costume Class Specifications.

1. OPEN, MAIDEN, NOVICE, LIMIT, STALLIONS, MARES, GELDINGS, ATR, JTR, AOTR, AAOTR, JOTR. To be shown at a walk, canter and hand gallop; extreme or reckless speed to be penalized. Horses shall stand quietly and back readily. To be judged 75% on performance and manners; 25% on appointments.
2. CHAMPIONSHIP. To be eligible, horse must have been entered, shown and judged in a designated qualifying class in the Arabian Native Costume section. To be shown at a walk, canter and hand gallop; extreme or reckless speed to be penalized. Horses shall stand quietly and back readily. To be judged 75% on performance and manners; 25% on appointments.

SUBCHAPTER AR-21 LADIES SIDE SADDLE SECTION.

AR189 General.

1. Competitors enter the ring in a counterclockwise direction at the trot or jog-trot.
2. Judges must consider all gaits equally in adjudicating this class.

3. When entries warrant, it is recommended that side saddle classes be divided into English or Western.

4. Safety is of the utmost importance in tack and attire, judges should penalize exhibitors not conforming to good safety practices.

AR190 Appointments.

1. Bridle: See Rules AR120.1, AR128.1, AR132.1, AR143.1, and AR194.2. Appropriate bridle of style depicted by a period costume is also acceptable.

2. Martingales or tie downs are prohibited.

3. Saddle: Appropriate side saddle, either English or Western style.

4. Attire: English (hunt, show hack, or saddle seat). A shirt (long-sleeved if western), and skirt, divided skirt or apron, hat, and boots are required. For specific recommendations regarding attire refer to WS104.2 and WS104.3 (Western), HU121 (Hunter). Period attire is also acceptable and encouraged to be researched as to the authenticity of the entire costume. Hat and boots required. Protective headgear may be worn without penalty. (See GR318)

5. Spur, whip or crop optional, at the exhibitor's discretion.

6. Competitors must be penalized for incomplete appointments but not necessarily disqualified. Protective headgear may be worn without penalty. (See General Rules, GR318)

AR191 Qualifying Gaits.

The side saddle horse should give the distinct impression that it is a comfortable mount to ride. A good ground-covering walk, a comfortable trot or jog-trot, and easy flowing canter or lope is desirable. Transitions from one gait to another should be smooth and effortless. Riders may sit or post to the trot.

AR192 Arabian Ladies Side Saddle Class Specifications.

ENGLISH (HUNT, SHOW HACK, OR SADDLE SEAT), WESTERN/ENGLISH (HUNT, SHOW HACK, OR SADDLE SEAT), WESTERN. To be shown both directions of the ring at the walk, trot or jog-trot, canter or lope. Horses should back readily if requested by the judge and stand quietly. To be judged 85% on manners, performance, suitability, quality and conformation; 15% on appropriate side saddle attire. Manners and suitability of purpose shall be emphasized. (Suitability refers to the horse being suitable as a side saddle mount.)

SUBCHAPTER AR-22 WESTERN PLEASURE SECTION.

AR193 General.

1. Competitors enter the ring in a counterclockwise direction at the jog-trot.

2. Light contact with horse's mouth must be maintained at all gaits.

3. Judges must consider all gaits equally in adjudicating this class.

4. If bridles are to be checked, it is the sole decision of the judge to do so. The judge may designate the steward to check bridles at the out gate. Riders must dismount.

AR194 Appointments.

1. Competitors must be penalized for incomplete appointments, but not necessarily disqualified. (Exception: See AR194.8).

2. Bridle. Any western type headstall without noseband in conjunction with any standard western bit shall be allowed. A standard western bit is defined as having a shank with a maximum length overall of 8 1/2". The mouthpiece will consist of a metal bar 5/16" to 3/4" in diameter as measured one inch in from the shank. The bars may be inlaid but must be smooth or latex wrapped. Nothing may protrude below the mouthpiece (bar) such as extensions, prongs, or rivets designed to intimidate the horse. Rollers attached to the center of the bit are acceptable, and may extend below the bar. Jointed mouthpieces are acceptable and may consist of two or three pieces and may have one or two joints. A three piece mouthpiece may include a connecting ring of 1 1/4" or less in diameter or a connecting flat bar of 3/8" to 3/4" (measured top to bottom with a maximum length of two 2"), which lies flat in the mouth, or a roller or port as described herein. The port must be no higher than 3 1/2" with roller(s) and covers acceptable. Jointed mouthpieces, half-breeds, and spade bits are standard. Slip or gag bits, rigid donut mouthpieces and flat polo mouthpieces are prohibited. Roping bits with both reins connected to a single ring at center of crossbar shall not be used. Reins must be attached to each shank. Curb chains, if used, and flat leather chin

straps must be at least 1/2" in width and lie flat against the jaws of the horse. No wire, rawhide, metal or other substance can be used in conjunction with or as part of the flat leather chin strap, or curb chain. Round, rolled, braided or rawhide curb straps are prohibited, except when used on a ring snaffle when applied below the reins. A light lip strap is permissible. See illustration in Western & Reining Division. Any rein design or other device which increases the effective length and thereby the leverage of the shank of a standard Western bit is prohibited (see AR101.6).

3. Hackamore (Bosal) or standard snaffle are permitted in any class on horses five years old and under, unless prohibited in the prize list. A standard snaffle bit is defined as a center jointed single, rounded, unwrapped, smooth mouthpiece of 5/16" to 3/4" diameter metal as measured from ring to 1" in from the ring with a gradual decrease to the center of the snaffle. The rings may be from 2" to 4" outside diameter of either the loose type, eggbutt, dee, or center mounted without cheeks. If a curb strap is used it must be attached below the reins.

A horse shown in either a hackamore or snaffle must never have been shown in any Western event in a bridle (except NRHA events). A hackamore includes a bosal rounded in shape and constructed of braided rawhide or leather and must have a flexible non-metallic core, attached to a suitable headstall. No other material of any kind is to be used in conjunction with the bosal, i.e., steel, metal or chains (Exception: smooth, plastic electrical tape is acceptable if applied in a smooth, untwisted manner). Two hands may be used on hackamore (Bosal) and Western snaffle reins. Attached reins may be of hair, rope, or leather. Both hands must be visible to the judge.

4. Split reins or closed reins are equally acceptable. Only one hand may be used on reins and hands must not be changed except to negotiate an obstacle in a Trail Horse Class. Hand to be around reins. When ends of split reins fall on side of reining hand, one finger between reins is permitted. When using romal or when ends of split reins are held in hand not used for reining, no finger between reins is allowed. Rider may hold romal or end of split reins to keep them from swinging and to adjust the position of the reins provided it is held with at least 16 inches of rein between the hands.

5. Rope, riata and/or hobbles are optional.

6. Hackamore bits, cavesson type nosebands, martingales and tie-downs are prohibited.

7. Saddle: Any standard stock saddle is permissible, but silver equipment will not count over a good working outfit. Tapaderos may not be used.

8. Riders shall wear Western hat, long-sleeved shirt with any type collar, trousers or pants (one piece long sleeved equitation suit is acceptable provided it includes a collar). Chaps, shotgun chaps, or chinks, and boots required. A vest, jacket, coat, and/or sweater may also be worn. Protective headgear may be worn without penalty. (See GR318)

9. Spurs are optional at the discretion of the exhibitor.

10. Boots and/or bandages are permitted in Reining, Working Cow and Cutting classes (See AR112.7).

AR195 Qualifying Gaits.

The good western pleasure horse has a comfortable free flowing stride of reasonable length in keeping with the individual's conformation. It should cover a reasonable amount of ground with little effort. Ideally, the horse should have a balanced, sweeping motion that requires no more than light contact by the rider. The head and neck serve as a balance arm and are carried in a relaxed, natural position appropriate for each individual's own conformation. Maximum credit should be given to the responsive, confident, willingly guided horse that performs all the required gaits correctly with strength and finesse. The horse should be balanced in all aspects; conformation, gait and disposition. Such a horse is an athlete that goes softly and gives the appearance of being fit and capable of the tasks. Ultimately, the horse is very eye appealing and gives the impression of being a pleasure to ride. Light contact should be measured by a horse's response to the rider's hands, seat and legs and not merely by the tension in the reins. However, an excessively draped rein is just as undesirable as extremely tight rein. Subtle cues are desirable, while an absence of cues is not. The individual that willingly and quietly responds to subtle cues by the rider is performing with light contact. For performance criteria, see Chapter WS, Western Pleasure Chart.

1. Walk, a four-beat gait: True, flat footed and ground covering.

2. Jog-Trot, a two-beat gait: Free, square, slow and easy.

3. Lope, a true three-beat gait: Smooth, slow, easy and straight on both leads.

4. Hand Gallop: A real hand gallop, not merely an extended lope, extreme speed to be penalized. There should be a distinct difference between the lope and the hand gallop.

AR196 Arabian Western Pleasure Class Specifications.

1. OPEN, MAIDEN, NOVICE, LIMIT, STALLIONS, MARES, GELDINGS. To be shown at a walk, jog-trot, lope and hand gallop. Extreme speed to be penalized. To be judged on manners, performance, substance, quality and conformation.

2. JUNIOR HORSE (five years and under). To be shown at a walk, jog-trot and lope. To be shown in a snaffle bit or hackamore (See AR194.3). To be judged on substance, quality, performance and manners.

3. ATR, JTR, AOTR, AAOTR, JOTR, SELECT, LADIES, GENTLEMEN. To be shown at a walk, jog-trot and lope. To be judged on manners, performance, suitability of horse to rider, substance, quality and conformation.

4. CHAMPIONSHIP. To be eligible, horse must have been entered, shown and judged in a designated qualifying class in the Arabian Western Pleasure section at that competition. To be shown at a walk, jog-trot, lope and hand gallop; extreme speed to be penalized. To be judged on manners, performance, substance, quality, conformation and attitude.

5. CHAMPIONSHIP - JUNIOR HORSE. To be eligible, horse must have been entered, shown and judged in a designated qualifying class for junior horses in the Arabian Western Pleasure section at that competition. To be shown at a walk, jog-trot and lope. To be shown in a snaffle bit or hackamore (See AR194.3). To be judged on substance, quality, performance, manners and attitude.

6. CHAMPIONSHIP - ATR, JTR, AOTR, AAOTR, JOTR, SELECT. To be eligible, horse must have been entered, shown and judged in a designated qualifying class in the Arabian Western Pleasure section for amateurs, owners or junior exhibitors at that competition. To be shown at a walk, jog-trot and lope. To be judged on manners, performance, suitability of horse to rider, substance, quality, conformation and attitude.

SUBCHAPTER AR-23 WORKING WESTERN SECTION.

AR197 General.

1. The order of go will be drawn. The competition management shall announce to the exhibitors a specified time and place that the drawing will occur. The management will have numbers (one through the total number entered) equal to the number of horses entered in the class in a basket (i.e. hat or something similar).

At the announced specified time that the draw will take place, all exhibitors wishing to make their own draw will assemble with the management. The management will call, in program order, the exhibitors with multiple horses to draw first. Exhibitors with multiple horses will not be back to back, where total number of horses entered will permit. If an exhibitor with multiple horses draws back to back, he puts the last number drawn back in the hat and re-draws. The management will then call the remaining exhibitors, in program order, to draw from the hat. No horse shall perform as the first horse in more than one class (go-around/section) per competition unless there are more classes than horses. If a horse is drawn up first for the second time, exhibitor puts the number back and re-draws. The number drawn will be that exhibitor's order of go. NO CHANGES with the exception of an extraordinary circumstance as determined by the judge(s) and steward(s). Management will draw for those exhibitors who do not appear for the announced drawing. When the number of horses in a class permits, riders with multiple horses must be drawn with a minimum of two horses spread between runs.

2. The order of go will be posted at least one hour before the start of the class.

3. When specified patterns are required, patterns for each class must be posted at least one hour prior to the start of the class. The posted pattern is to be followed unless a change becomes necessary due to safety considerations. If a pattern or course is posted and publicly announced and there is a discrepancy between the posted and the announced pattern, the posted pattern is to be followed.

4. Use of videotape. Videotape may be used by the judge(s) to review any entry's performance only in a class in which entries perform individually.

a. The videotape must be provided by an "official competition videographer," and the judge must have reason to believe all horses have been videotaped;

- b. Whether or not to review the videotape is the sole discretion of the judge(s), and the decision of the judge(s) in this regard is non-protetable;
- c. The judge's decision to review the videotaped performance must be made prior to announcing the official results of the class;
- d. If a judge decides to review any videotaped performance in a class, the official results of the class must be delayed until after the review and a decision has been made.
- e. For Reining classes, refer also to Reining Rule, RN103.14.

AR198 Appointments.

For rules regarding correct attire and appointments, refer to AR194.

AR199 General Scoring.

1. When a judge is adjudicating in a multiple judge system, the scores should be transferred to the ring steward or clerk in a manner that the other judges do not hear their score.
2. All individual judges of Arabian Reining Horse and Working Cow Horse classes are required to announce the score of each competitor immediately following each horse's work and prior to the work of subsequent competitors. When more than one judge is used, scores will be totaled to determine the placings of the class. When one judge is used, his/her score will place the class.
3. Ties for first place, Champion, Reserve Champion, fifth in a Top Five and tenth in a Top Ten class will be worked off using the same pattern, order of go and scoring technique as was used in the event; however, there will not be more than one work off. Exhibitors disqualified in a work-off cannot be placed any lower than the lowest consecutive placing which results from breaking the tie. Ties for second place in a non-championship class will stand tied and all involved exhibitors will qualify for AHA Regional competition; prize money (if any) for the placings involved will be added together and equally split between the respective exhibitors. All other ties are not worked off and will involve as many places as there are horses tied. Prize money (if any) for the placings involved will be added together and equally split between the respective exhibitors. Ties for sixth in a Top Five and 11th in a Top Ten will be broken by a flip of a coin by the steward in the presence of the riders involved. If a mathematical error on a score sheet is discovered, it must be brought to the attention of the competition management. A class will be complete and the posted scores will be considered "official" thirty minutes following the last class of the day.
4. In Working Cow Horse classes where there is more than one go-round, all horses will compete in both go-rounds. The top horses will then return for the Final go-round, for Working Cow Horse, the order of go shall be drawn for all sections. Scores will be accumulative through the Final class. Champion and Reserve Champion, Top Five and Top Ten will be determined by total accumulated score of all works. Ties will be broken in accordance with AR199.3.
5. It is mandatory that judges use the prescribed score sheet for Reining and Working Cow classes and it is mandatory that the score sheet (or a copy) be posted immediately after each class. Score sheets may be obtained by writing: AHA, 10805 Bethany Drive, Aurora, CO 80014.

AR200 Reining Horse - General.

For rules regarding Reining Horse classes refer to Chapter RN, Reining Horse Division, Subchapter I, Judging (Exception: Rules RN101.6, there is no restriction on the number of horses a rider may show in a class; and Rules RN102.2, .3, .4). See Rules AR194 for rules regarding attire and appointments.) For Reining Patterns a judge may select, see Subchapter RN-2, Patterns.

AR201 Patterns

Judges may choose from patterns in RN107. In patterns with runs down the center of the arena, competitors must go past the end markers. In patterns with runs around the end of the arena, competitors must go past the center markers.

AR202 Reining Horse Class Specifications.

1. OPEN, MAIDEN, NOVICE, LIMIT, STALLIONS, MARES, GELDINGS, JUNIOR HORSE, HACKAMORE (BOSAL), ATR, JTR, AOTR, AAOTR, JOTR, LADIES, GENTLEMEN. Exhibitors to perform a pattern from Reining Rule, RN107, as instructed by the judge.

2. CHAMPIONSHIP. To be eligible, horse must have been entered, shown and judged in a designated qualifying Arabian Reining Horse class at that competition. Exhibitors to perform a pattern from Reining Rule, RN107, as instructed by the judge.

3. CHAMPIONSHIP - ATR, JTR, AOTR, AAO TR, JOTR. To be eligible, horse must have been entered, shown and judged in a designated qualifying Arabian Reining Horse class for amateurs and/or owners at that competition. Exhibitors to perform a pattern from Reining Rule, RN107 as instructed by the judge.

AR203 Working Cow Horse - General.

For rules governing class conduct and penalties see WS111 and WS112. For rules governing elements of cow work, judging, scoring, and receiving a new cow see WS116-WS118.

AR204 Working Cow Horse Class Specifications.

1. BITTED, HACKAMORE (BOSAL). For competitions offering only one Working Cow Horse class, bitted and hackamore horses shall compete together. Dry work may not be required.

2. OPEN, MAIDEN, NOVICE, LIMIT, STALLIONS, MARES, GELDINGS, JUNIOR HORSE, ATR, JTR, AOTR, AAO TR, JOTR, LADIES, GENTLEMEN classes may be offered.

3. CHAMPIONSHIP. To be eligible, horses must have been entered, shown and judged in a designated qualifying Arabian Working Cow Horse class at that competition. Dry work may not be required.

AR205 Trail Horse - General

The class conduct and scoring system procedures stated herein shall be used in adjudication of all Trail classes in the Arabian division. Competition Management shall provide scribe(s) at judge(s) request.

A trail horse is one that can maneuver through a course of obstacles with physical skill, expression and a good mental attitude. It should travel through and between obstacles with an inquisitive desire to go forward without compromising its calm, relaxed attitude and way of going. It should approach each obstacle squarely with authority and correct form, with its own style, yet maintaining its willingness to be dictated to completely by the rider with no apparent resistance.

Maximum credit should be given to the trail horse that negotiates its way through an entire course efficiently, in a timely manner, without excessive hesitation, with curiosity, expression, smoothness and style; in a manner that raises the degree of difficulty without sacrificing carefulness, control, and/ or attitude. Ultimately, the trail horse is skillful, eye appealing, confident, and leaves one with the impression of being sure, safe and a pleasure to ride over a course of obstacles.

Trail horses being shown in closed reins may be hobbled when instructed to ground tie in a class.

AR206 Conduct and Definitions

1. All entered exhibitors will be allowed to walk and inspect the course with the judge and with the course designer, if present, prior to the start of the class. In amateur and junior exhibitor classes, exhibitors may be accompanied by their trainer.

a. No time outs will be allowed.

b. All horses enter the arena with a score of 70. With each obstacle, the judge will instruct a scribe to assign a score as well as any appropriate penalties if one or more occurs. At the end of the work, obstacle scores will be totaled. Any penalties will then be subtracted to arrive at a final score. All horses are judged from the time they enter the arena until the completion of the last obstacle.

c. Judge(s) may review official video on no score, zero, 10 point, or 5 point penalties only. Refer to AR197.4. (Video review is solely the judge(s) decision.)

d. Refer to Chapter WS Subchapter WS-3, WS129 for the mandatory obstacle dimensions. The Judge may alter the course prior to the course walk (exception WS125.7.).

2. Knockdown: When any component, element, or portion of an obstacle is displaced from its original position-by horse or rider.

3. Refusal: Any action taken by the horse to avoid performing an obstacle, part of a combination of obstacles or portion of a trail course. These actions may include, but are not limited to the following:

- a. Balking: (Any action that results in a horse blatantly and continuously refusing a rider's command).
- b. Evading or running past an obstacle to be negotiated.
- c. Each complete loss of the gate.
- d. Any blatant action by the horse that demonstrates an unwillingness to approach, negotiate and/or complete an obstacle.

When a judge deems three (3) refusals have occurred at an obstacle the exhibitor will be instructed to proceed to the next obstacle. (In multiple judging situations the call judge will determine when to instruct the exhibitor to proceed to the next obstacle.)

NOTE: Any time a judge instructs an exhibitor to proceed to the next obstacle a 10 point penalty will also apply for negotiating an obstacle in a manner that does not constitute elimination, but is not in accordance with course directions. This penalty is in addition to a 15 point penalty for three (3) refusals.

4. Off Course:

- a. Taking an obstacle in the wrong direction.
- b. Negotiating an obstacle from the wrong side.
- c. Skipping an obstacle unless directed by the judge.
- d. Negotiating obstacles in the wrong sequence.
- e. Not following the correct line of travel (i.e. the drawn pattern and Judge's instruction).

AR207 Trail Scoring General

Each obstacle will be scored as follows:

+3 EXCELLENT: The horse approaches and negotiates obstacle in correct form with definite style. The horse performs in an efficient manner with curiosity and athleticism, while maintaining the qualities of an ideal trail horse. The horse's performance over the obstacle is VISUALLY IMPRESSIVE.

+2 VERY GOOD: The horse approaches and negotiates obstacle in correct form with noticeable style. This horse definitely displays many qualities of the ideal trail horse. The horse's performance over the obstacle is VISUALLY ATTRACTIVE.

+1 GOOD: The horse approaches and negotiates obstacle in correct form with some degree of style. This horse may display some qualities of the ideal trail horse, but lacks those qualities to the degree they are exhibited by the Very Good or Excellent performer. The horse's performance over the obstacle is VISUALLY PLEASING.

0 AVERAGE: For the most part, horse approaches and negotiates obstacle in correct form. Minimal style is exhibited. If the horse's performance displays any qualities of the ideal trail horse they are negated by slight errors in form. The horse's performance over the obstacle leaves a visually NEUTRAL IMPRESSION.

-1 POOR: The horse fails in some way to approach and/or negotiate obstacle in correct form. There is a noticeable void in some of the qualities of the ideal trail horse. Willingness to guide or control may have been compromised but not safety.

-2 VERY POOR: The horse approaches and negotiates obstacle, but noticeably fails to do so in correct form. There is a definite deficiency in the qualities of the ideal trail horse. Safety may have been compromised. The horse exhibits noticeable resistance.

-3 EXTREMELY POOR: The horse approaches and/or negotiates obstacle in unacceptable form, but avoids elimination. This horse's performance is probably reckless, careless, and/or dangerous. The horse exhibits significant resistance towards the rider's commands. Half point increments can be used from +3 to -3.

AR208 Scoring Penalties

In addition to the obstacle score, each entry may incur penalties for the following infractions:

1. NO SCORE
 - a. Illegal equipment. This includes any attachment which alters the movement of or circulation to the tail.
 - b. Abuse to the animal inside or outside the competition arena and/or evidence that an act of abuse has occurred. This includes lameness and/or fresh blood in the mouth, chin, shoulder, barrel, flank or hip areas.
 - c. Spurring in front of the forward cinch.
 - d. Disrespect or misconduct by exhibitor.
2. ZERO SCORE

- a. Off course
- b. Two hands on reins (Exception: Snaffles or Hackamore)
- c. More than one finger between split reins
- d. Fingers between closed reins
- e. Failure to maintain 16 inches of rein between hands when using romal reins
- f. Fall of horse or rider
- g. Equipment failure or loss of shoe that delays completion of course.

Note: Neither a “no score” nor a “zero score” penalty may receive an award in that class. A “zero” score may advance in a multiple-go event.

3. 10 POINT PENALTIES

- a. Temporary loss of control, stampeding, running through or jumping over entire obstacle when jump is not called for.
- b. Falling off side of bridge.
- c. Being asked to proceed to next obstacle by judge(s) without completing current obstacle.
- d. Pulling gate when designated to push in course directions (or visa versa).
- e. Sidepassing the wrong end of horse in slot.
- f. Blatant disobedience (kicking, bucking, rearing, biting, striking, horse leaving designated ground tie area).

4. 5 POINT PENALTIES

- a. Each refusal. Refusals are cumulative. After three (3) refusals at a single obstacle or when deemed necessary by the judge, the judge will ask the contestant to proceed to the next obstacle for a total of 15 penalty points.
- b. Placing two or more feet outside of a confining element.
- c. Horse misses/evades an element/component of an obstacle that is part of a series. Losing drag or object being carried.
- d. Placing one foot off side of bridge.
- e. Obvious cueing or touching of horse in front of forward cinch including, but not limited to use of free hand to instill fear or praise
- f. Performing obstacle at the wrong gait or lead.

5. 2 POINT PENALTIES

- a. Knockdowns or obviously displacing the original configuration of an obstacle.
- b. Skipping slot (walkovers, jogovers, lopeovers, or tires)
- c. Placing one foot outside of a confining element.
- d. Each time switching leads where not called for, picking up wrong leads, or cross leading. NOTE: If a horse switches leads and must be broken down to correct the lead, then two penalties have been incurred (The first for switching leads (2 points) and the second for breaking of gait (1point)
- e. Holding of saddle with free hand. (Exception: over a jump, elevated jog over(s) or elevated lope over(s)).
- f. Approaching obstacle at wrong gait or lead. During transition areas between obstacles, if horse is, for instance, loping where a jog is called for, or jogging where a walk is called for, a two point penalty has occurred.

6. 1 POINT PENALTIES

- a. Double striding or adding strides or adding steps. (Walkovers, jogovers, lopeovers, tires).
- b. Break of gait.
- c. Stepping on an element of an obstacle.

AR209 Scoring Procedures

1. The prescribed AHA score sheet must be used. Obstacle scores and any penalties will be totaled to arrive at a final score.
2. Scores to be announced following the conclusion of each work and before the next horse begins the course.
3. Score sheets must be posted.
4. For method of breaking ties in Trail classes see AR199.3. In the event of a further tie, refer to the order of the judges cards (i.e. #1, #2, #3).

AR210 Appointments.

For rules regarding correct attire and appointments, refer to AR194.

AR211 Trail Horse Class Specifications.

1. OPEN, MAIDEN, NOVICE, LIMIT, STALLIONS, MARES, GELDINGS, ATR, AATR, JTR, AOTR, AAOTR, JOTR, LADIES, GENTLEMEN.
2. JUNIOR HORSE (Five years and under). To be shown in a snaffle bit or hackamore. (See AR194.3).
3. CHAMPIONSHIP. To be eligible, horse must have been entered, shown and judged in a designated qualifying Arabian Trail Horse class at that show.
4. JUNIOR HORSE CHAMPIONSHIP (Five years and under). To be eligible, horse must have been entered, shown and judged in a designated qualifying Arabian Trail Horse class for Junior Horses. To be shown in a snaffle bit or hackamore. (See AR194.3).
5. CHAMPIONSHIP - ATR, AATR, JTR, AOTR, AAOTR, JOTR. To be eligible, horse must have been entered, shown and judged in a designated qualifying Arabian Trail Horse class for amateurs and/or owners at that show.

AR212 Cutting.

1. Cutting classes held in the Arabian Division shall be conducted in accordance with the rules adopted by the Cutting Horse Committee of the Arabian Horse Association; the Cutting Horse Committee of the Arabian Horse Association shall adopt the rules of cutting competition as set forth by the Arabian Cutting Horse Association, Inc.
2. Roached manes are permissible.

AR213 Western Riding.

Western riding classes held in the Arabian Division to be conducted in accordance with Western Chapter WS, Subchapter WS-5. OPEN, MAIDEN, NOVICE, LIMIT, STALLIONS, MARES, GELDINGS, JUNIOR HORSE, ATR, JTR, AOTR, AAOTR, JOTR, LADIES, GENTLEMEN classes may be offered.

SUBCHAPTER AR-24 EQUITATION.

AR214 Regulations For All Seats.

1. Riders in classes for junior exhibitors cannot have reached their 18th birthday in accordance with GR126. Competitions are encouraged to offer Adult Equitation classes for riders 18 years and older.
2. In equitation classes only the rider is being judged, therefore, any horse that is suitable for a particular style of riding and is capable of performing the required class routine is acceptable.
3. Competitions may offer classes restricted to Arabians and/or Half-Arabians and/or Anglo-Arabians. The breed restrictions must be clearly stated in the prize list for the benefit of all potential exhibitors. Once an equitation class or section has begun, no individual shall ride or school an entered horse during the class or section that individual is the person entered on and showing said horse in that class or section. Any violation will result in disqualification of the rider in that class.
4. Maiden, Novice, Limit and Intermediate Equitation classes may be held in accordance with EQ102.5.a, 5.b and 5.c.
5. Equitation classes must be conducted in accordance with EQ103.
6. The arena gate must remain closed during the rail work and the pattern.
7. Equitation classes must be judged in accordance with EQ104.
8. The AHA Medal classes and finals specifications may be found in the AHA Handbook, which may be obtained by writing AHA, 10805 Bethany Drive, Aurora, CO 80014.

AR215 Hunter Seat Equitation.

1. For rules governing Hunter Seat Equitation classes, refer to Chapter EQ, Subchapter EQ-2.
2. For tests from which judges must choose, see EQ113. Exception: Test 16 may not be called for.
3. Adult Amateur classes may be offered for Amateur riders 18 years old and over.
4. The fall of horse and/or rider in a Hunter Seat Equitation not to jump class will result in elimination. If the elimination occurs during a ride-off (or in final section of a class with preliminary sections) the competitor is placed last of all chosen for the ride-off.

AR216 Saddle Seat Equitation.

1. For rules governing Saddle Seat Equitation classes, refer to Chapter EQ, Subchapter EQ-3 except as otherwise stated in this Subchapter.
2. For tests from which judges must choose, see EQ119. Exception: Test 16 may not be called for.
3. For AHA Regional (13 & under) and National (13 & under) classes, all contestants are required to perform both the rail work and two or more individual tests from Equitation Rule, EQ119, Tests 1-12. For AHA Medal (17 & under), Regional (14-17) and National (14-17) classes, all contestants are required to perform both the rail work and two or more individual tests from EQ119, Tests 1-15.
4. Adult Amateur classes may be offered for Amateur riders 18 years old and over.

AR217 Western Seat/Reining Seat Equitation.

1. For rules governing Western Seat Equitation classes refer to Chapter EQ, Subchapter EQ-4, except as otherwise stated in this Subchapter.
2. For tests from which judges must choose, see EQ125.
3. For AHA Reining Seat Medal, Regional and National classes, the 14-17, 13 & under, and/or 17 & under Reining Seat Equitation Divisions shall require all contestants to perform a Reining Horse Pattern as described in the RN107.
4. Judges are required to use the AHA prescribed Reining Seat Equitation Score Sheet for Reining Seat Medal Classes in USEF/EC rated, Regional and National Championship competitions and these score sheets are to be posted in accordance with USEF rules (AR199.5).

SUBCHAPTER AR-25 WESTERN HORSEMANSHIP.**AR218 General.**

1. Riders in classes for junior exhibitors cannot have reached their 18th birthday in accordance with GR126. Competitions are encouraged to offer Adult Horsemanship classes for riders who are 18 years and older.
2. Emphasis shall be placed on horse and rider working together on both rail and pattern work. Execution and correct form of both horse and rider, while maintaining a pleasurable ride are the main criteria for this class.
3. Judging is based 50% on rail work and 50% on pattern work.
4. Western Horsemanship is considered to be an Equitation class, therefore AR214 applies to these classes.

AR219 Rider Position.

Refer to EQ120 and EQ121.

AR220 Appointments.

Refer to EQ122.

AR221 Class Conduct.

1. Class routine will conform with EQ123, with the following exceptions: All exhibitors must be required to perform a pattern composed of a minimum of four tests from AR222; off pattern does not eliminate an exhibitor. Additional tests from AR222 may be requested by the judge to be performed either collectively or individually.
2. Instructions must be publicly announced and patterns must be posted at least one hour before the class.

AR222 Tests from which judges must choose.

1. Back
2. Individual performance on rail.
3. Figure eight at the jog.
4. Lope and stop.
5. Group performance on rail.
6. Figure eight at lope on the correct lead demonstrating simple change of lead.
7. Serpentine at the jog.
8. Ride without stirrups.
9. Serpentine at the lope, with simple lead changes.

10. Change leads down the center of the ring or on rail demonstrating a simple change of lead. (In a simple change of lead, the horse is brought back to the halt and restarted into the lope on the opposite lead from the halt or walk.)
11. Execute quarter, half or full turn on haunches turning either direction or both. Spins will be grounds for elimination (A spin is characterized by deep haunch flexion and both front legs off the ground at the same time during turn.)

SUBCHAPTER AR-26 SHOWMANSHIP.

AR223 General.

1. To be eligible, handlers must not have reached their 18th birthday in accordance with GR103. Competition management is encouraged to divide classes by age groups which will vary according to local participation.
2. Unsoundness of the horse being shown shall not penalize a handler unless it is sufficiently severe as to impair the required performance, in which case penalty is at the judge's discretion.
3. Offering prize money in Youth Halter Showmanship is prohibited.
4. A minimum of six ribbons should be awarded, but no more than ten places are recommended.
5. The handler's number must be worn on the back and must be clearly visible at all times. Hair must be neat and securely fastened so as not to cover the handler's number.
6. Excessive coaching or unauthorized assistance in any manner is subject to penalty or disqualification at the judge's discretion.
7. Handlers may show in English, Hunt or Western attire (See AR225.2c).
8. If handler shows in Hunt attire, the horse may show with a braided mane and tail (See AR101.4).
9. It is recommended that stallions be prohibited, but it must be so stated in the prize list.

AR224 Class Conduct.

1. Handlers shall enter the ring in a counter clock-wise direction on the rail unless otherwise specified by the judge. To enter at the walk or trot according to the judge's instruction.
2. Judges to post the class procedure at least one hour prior to the class.
3. Each handler shall correctly lead their horse to and from the judge and show his/her horse according to instructions from the judge.
4. Handlers may be asked to perform additional tests at the judge's discretion.

AR225 Judging Guidelines.

Showing a horse in-hand is an art and should be considered as such by the showman and judge alike. The showmanship class shall be judged strictly on the exhibitor's ability to prepare and present the horse safely, correctly and elegantly. The conformation of the horse is not to be judged, since the horse is considered a means of displaying the abilities of the showman. The ideal showmanship performance consists of a poised, confident, appropriately attired exhibitor leading a well-groomed and conditioned horse that quickly and efficiently performs the requested pattern with promptness, smoothness and precision. Horses shall be presented in the Arabian show stance or the discipline being represented. Emphasis shall be placed on the handler's ability to perform maneuvers in a safe and elegant manner.

1. SHOWMANSHIP 60 percent
 - a. LEADING

- (1) The horse shall be lead from the left (near) side with the handler holding the lead strap in the right hand at a distance from the horse allowing for maximum control and presentation of the horse. Handler's position when leading is midway between the head and shoulder of the horse. The remaining portion of the strap should be held safely in the left hand, and not wrapped around the hand.
- (2) Horse must work individually on the line at a walk and a trot. Horse should lead readily.
- (3) When making a 90 degree turn toward the judge or at the end of the walk or trot away from the judge, a left turn is appropriate. When making a turn greater than 90 degrees, the horse should be turned to the right with the handler walking around the horse.

b. SHOWING

(1) When showing the horse, the handler should stand toward the front, off the horse's shoulder, facing the horse. The handler should always be in a position where he/she can keep an eye on the entire horse.

(2) When the handler is showing to the judge the shank should be held in the hand at a level appropriate to the height of the handler. It is optional, when showing the horse that the shank is held in the right or left hand, with the whip if held in the opposite hand.

(3) As the judge moves around the horse, handlers should position themselves so as to avoid obstructing the judge's view of the horse. The handler may choose to show using either the Quarter System (exhibitor is always in the quadrant next to the judge) or the Half System (exhibitor is never on the same side of the horse as the judge). The horse should be shown quietly and effectively at all times. Handlers must not just show themselves.

(4) Horses must stand balanced on all four feet, not stretched. (See AR107.4)

(5) Crowding should be penalized. The handler should maintain a horse's length (8 to 10 feet) from the horse in front when leading in a line head to tail. When lined up side by side, there should be plenty of room between entries. A handler should not lead his horse between the judge and a horse the judge is observing.

c. POISE, ALERTNESS, ATTITUDE

(1) Before and after showing to the judge, the horse should stand in a relaxed manner with the handler in a state of awareness. The handler should be aware of the position of the judge during the entire class.

(2) The handler should endeavor to show the horse to its best advantage throughout the class.

(3) The handler should respond quickly to requests from the judge and should be courteous and sportsmanlike at all times.

(4) The handler should not be distracted by persons and/or things inside or outside of the arena.

2. PRESENTATION 40 Percent

a. CONDITION Horse should be healthy, alert and in good condition.

b. GROOMING

(1) Coat clean and free of stains. Excessive amounts of oils, fly spray and polish are discouraged.

(2) Mane and tail should be clean and free of tangles.

(3) Hoof dressing and/or polish may be used.

(4) Excess hair should be clipped or trimmed from fetlocks, face, ears, throatlatch and bridle path.

c. APPOINTMENTS

(1) All appointments should reflect the style in which the horse is presented. A suitable headstall equipped with throatlatch is mandatory. A show halter, leather stable halter or headstall with bit may be used. Horses shown braided must be shown in Hunter, Show Hack or Dressage appointments (See AR143.1, AR132.1, and DR121 respectively) Braided horses must be presented in a hunter/show hack/dressage type bridle or in a leather stable halter.

(2) A whip or crop is optional at the handler's discretion (See GR320).

(3) Attire and person must be neat and clean. Suitable conservative attire must be appropriate to the manner in which the horse is shown. Formal attire may be worn when appropriate. It is usual to wear such attire after 6 p.m. or in championship classes. Boots or dress shoes; long sleeved shirt or blouse are mandatory. Sweater, vest or jacket, hats, gloves and ties are optional. Informal but neat attire should not be penalized.

AR226 Some tests from which the Judge may choose:

1. Walk or trot horse to or from judge.
2. Set horse up.
3. Back horse.
4. Movement of handler so as not to obstruct judge's view of the horse.
5. Turn horse (90, 180, 270, 360 degrees, etc.)
6. Trot down rail or around ring.

7. Move the horse to a different spot in the line up.

AR227 Additional tests from which the Judge may choose:

1. Questions on relevant subjects such as:
 - a. Parts of the horse
 - b. Grooming
 - c. Basics in horse care
 - d. Proper attire

NOTE: If questions are asked, the same or similar questions must be used with each handler so tested.

2. Pick up horse's hoof.
3. Mouth horse.

AR228 Showmanship Faults:

1. Not following the judge's instructions.
2. Handlers not showing the horse, but just showing themselves.
3. Crowding other competitors while leading the horse or in the line-up.
4. Not lining up in front of the judge when walking or trotting.
5. Turning the wrong direction in patterns. Normally, the horse is between the exhibitor and the judge.
6. Standing in a position to obstruct the judge's view of the horse.
7. Excessive use of the whip, or actions that may disturb other entries.
8. Not holding the shank correctly or jerking the shank excessively.
9. Excessive steady pressure on lead shank or dragging the horse while moving.
10. Improper attire or attire not clean and neat.
11. Horse in poor condition, not clean or properly groomed.
12. Improper tack or tack that is not clean.
13. Number not worn or improperly displayed.
14. Any handler not having his horse under sufficient control must be dismissed from the ring by the judge.

SUBCHAPTER AR-27

WALK-TROT/WALK-JOG SECTION.

AR229 General.

1. Open to riders 10 years old and under.
2. As of January 1, 1995, a rider must never have been judged in a class at a Licensed Competition that required a canter or lope.
3. The safety of all exhibitors must be of primary consideration when judging these classes. Any action by any exhibitor that endangers that exhibitor or any other exhibitor must be severely penalized and may be considered cause for being excused from the class.
4. Stallions are prohibited.
5. It is recommended that classes with 12 or more entries be divided. If a division is desired, it is recommended that classes be split into a class for riders 8 years of age and under and one for riders 9 to 10 years of age.
6. Classes may be combined if the number of entries do not warrant separate classes. However, equitation classes may not be combined with pleasure classes.

AR230 Class Conduct.

1. Competitors to enter the ring in a counter-clockwise direction at a walk.
2. To be shown both directions of the ring at the walk and trot or jog only. The order to reverse may be executed by turning either toward or away from the rail.
3. Entries will line up on command. Judges may request riders to individually back their horses in the line-up.
4. Riders in equitation classes may not be requested to perform any tests, except for backing as indicated in AR229.3.
5. One header per horse must be allowed during the line-up to insure safety of exhibitors. Headers must be properly attired. A plain, unmarked smock is required.

AR231 Appointments.

1. For attire, appointments and position for Equitation classes refer to Chapter EQ.

2. For attire and appointments for Pleasure classes, refer to AR120, AR124, AR128 and AR194 respectively.

AR232 Qualifying Gaits.

The horse must give the appearance of being a safe and suitable mount for the class. The safety of all exhibitors is of primary concern in both the pleasure and equitation classes.

1. English/Country English/Hunter Pleasure
 - a. Walk - Refer to AR121.1/AR125.1/AR129.1 respectively
 - b. Trot - Refer to AR121.2/AR125.2/AR129.2 respectively.
2. Western Pleasure
 - a. Walk - Refer to AR195.1.
 - b. Jog - Refer to AR195.2.

AR233 Walk-Trot/Jog Equitation Class Specifications.

1. Hunter Seat Equitation on the Flat.
To be shown at a walk and trot.
2. Saddle Seat Equitation.
To be shown at a walk and trot.
3. Western Seat Equitation.
To be shown at a walk and jog.

AR234 Walk-Trot/Jog Pleasure Class Specifications.

To be judged on attitude, manners, performance, suitability of horse to rider, quality and conformation.

1. English Pleasure.
To be judged on the rail at a walk and normal trot.
2. Country English Pleasure.
To be judged on the rail at a walk and normal trot. Horses shall be asked to halt on the rail and back one direction of the arena. The command to walk on a loose rein may not be called.
3. Hunter Pleasure.
To be judged on the rail at a walk and trot.
4. Western Pleasure.
To be judged on the rail at a walk and jog.

SUBCHAPTER AR-28 LEADLINE SECTION.

AR235 General

1. Open to riders who are at least two (2) years of age and have not reached their seventh (7) birthday as of December 1 of the current competition year. See GR114.
2. Leaders must be at least fourteen (14) years of age.
3. The safety of all exhibitors must be of the primary consideration when conducting the class. Any action by any exhibitor, leader or horse that endangers that exhibitor or leader must be penalized and will be considered as cause for elimination.
4. Safety is of the utmost importance in tack and attire.
 - a. Saddle must fit rider.
 - b. Rider's feet must be engaged in the stirrups/iron.
 - c. Leading rein must be attached to a cavesson or a halter placed under or over the bridle.
 - d. It is strongly encouraged that the rider wears protective headgear with harness secured which passes or surpasses ASTM (American Society for Testing and Materials)/SEI (Safety Equipment Institute) standards for equestrian use and carries the SEI tag.
 - e. Boots are required.
5. There shall be only one rider on each horse entered.
6. Stallions are prohibited.
7. This class should not be placed and similar awards should be presented to all exhibitors.

AR236 Class Conduct.

1. Competitors to enter the ring in a counter-clockwise direction at a walk.
2. Leaders are to walk on the near side of the horse.

3. To be shown both directions of the ring at the walk.
4. Entries shall line up on command and stand quietly.

AR237 Appointments.

Appointments and recommended attire for a pleasure type class: See USEF Arabian Division rules for: Western Pleasure, Country English Pleasure, English Pleasure, Hunter Pleasure, Show Hack, Mounted Native Costume or Ladies Side Saddle type respectively.

SUBCHAPTER AR-29 GYMKHANA SECTION.

AR238 General.

1. Poles (stakes) shall be approximately 1 1/2" in diameter, of a safe material that will not splinter. Each shall be from 6' to 7' high, with a safe stable stand for ballast. Each shall be painted so that it is easily distinguished from the backgrounds.
2. Barrels shall be of the size of a fifty-five gallon metal drum and shall be painted so that they are easily distinguished from the background. A protective device around the tip of the barrels is permitted.
3. Management shall designate the order in which the entries shall compete. Not more than one horse shall be in the ring at one time.
4. A rider shall be considered "on course" once any part of the horse crosses the starting line.
5. Starting (timing) line should be clearly designated, either by markings on the ground or by pylons or other suitable markers.
6. Starting and finishing time shall be taken the instant any part of the horse crosses the time line. The horse must come to a halt after finishing the course before leaving the arena.
7. Electronic timing equipment is preferred or, if not available, two stop watches must be used, with one being the official time and the other as a back up.

AR239 Appointments.

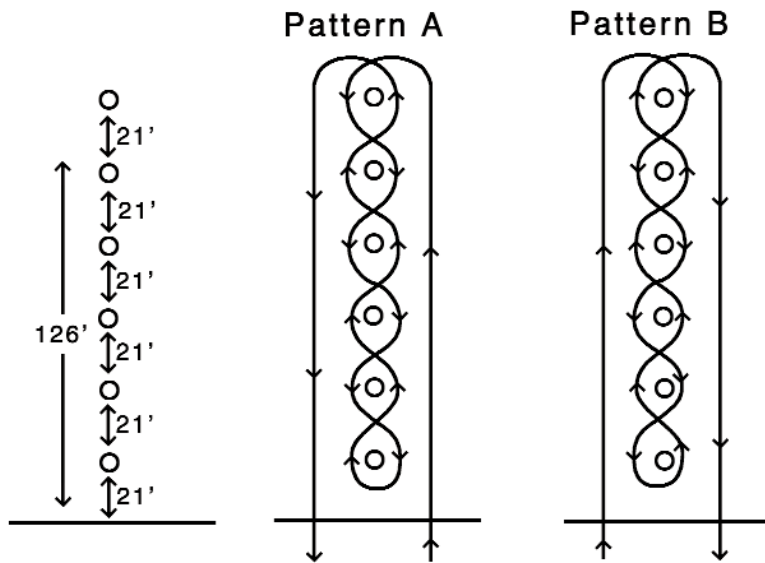
1. Attire: May be either English or Western, but not a mixture. Hats are optional. Long sleeved shirt and boots are required. Protective headgear may be worn without penalty. (See GR318)
2. Equipment: Saddles are required and may be either English or Western. Bridle may be of any type with standard bit, hackamore or mechanical hackamore. Bridle must conform to type of saddle used. Judge may prohibit the use of bits or equipment he may consider inhumane or unsafe. Martingales, tie-downs and boots/bandages are permitted.

AR240 Penalties.

Off course (failure to follow pattern) - disqualification
Fall of horse or rider - disqualification
Spurring, striking or hitting horse forward of cinch - disqualification
Excessive use of spurs, crop, bat or romal - disqualification
Obstacle knocked down - 5 second penalty
Breakage of equipment which prevents completion – disqualification

AR241 Pole Bending Class.

Six poles shall be placed 21' apart in a straight line down the approximate center of the ring, the first pole being 21' from the timing line. The timing line shall be 30' long. The entry shall cross the timing line, move in an approximately straight line to pole 6 (farthest pole), make a 180 degree turn around pole 6, pass between pole 6 and pole 5, bend through the poles to pole 1, circle pole 1, bend through poles to pole 6, make a 180 degree turn around pole 6 and cross the timing line, by moving along the poles on the side opposite that on which it first approached pole 6. (See Diagram A)

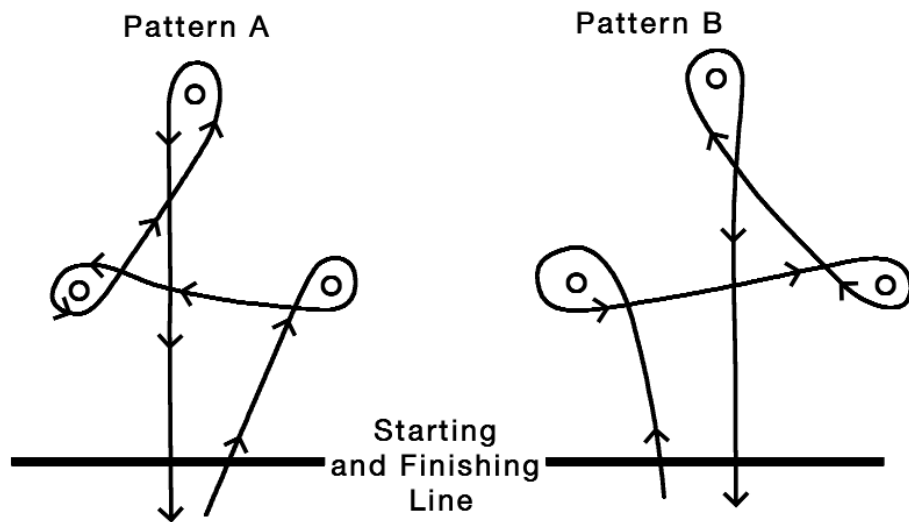


AR242 Barrel Class.

Three barrels shall be placed to form an isosceles triangle. The distance from barrel 1 to barrel 2 shall be 90'; the distance from barrel 1 to barrel 3 shall be 105'; the distance from barrel 2 to barrel 3 shall be 105'; the distance from barrels 1 and 2 to the timing line shall be 60'. The length of the timing line shall be 90'. (See Diagram B)

If the course is too large for the available space, the pattern shall be reduced five yards at a time until the pattern fits the arena.

AR-ARABIAN, HALF-ARABIAN & ANGLO-ARABIAN



SUBCHAPTER AR-30 MISCELLANEOUS.

AR243 Versatile Horses.

To be shown in three events; two of which must be chosen from the following: a) Pleasure Driving Horse; b) English Pleasure Horse; c) Western Pleasure Horse. The third event to be at the option of the Show Committee and chosen from any other events listed in the performance section under the Arabian Horse Division. Changes of equipment, both horse and rider, to be made in the ring. Each of these phases shall count equally. Prize list must spec-

ify three events making up this class and also specify whether or not the rider and driver must be the same individual.

AR244 Pairs English or Western.

To be shown at a walk, trot or jog-trot and canter or lope. To be judged on uniformity as a pair, performance, quality and manners. Combined ownership permitted. Post entries permitted.

AR245 English Hack Horse.

To be shown at a walk, trot and canter, with emphasis on a light rein. To be called on to negotiate a pattern of obstacles which might reasonably be encountered on a cross-country pleasure ride, including one or more 18" jumps. To be judged on performance, manners and suitability of horse to rider. Eliminations may be held at the discretion of the show committee. English type appointments required.

SUBCHAPTER AR-31. HALF-ARABIANS AND ANGLO-ARABIANS.

AR246 General.

1. Horses shown in this section must have been issued a certificate of registration from the International Arabian Horse Association or the Arabian Horse Association or the Canadian Partbred Arabian Register as a Half-Arabian or Anglo-Arabian, or if under one year of age, be eligible for registry and registration applied for and must be entered under their full registered name.
2. Entries may not be shown in the Arabian Division with Purebreds unless permitted in the prize list. Any class in which Purebreds are shown together with Half-Arabians or Anglo-Arabians will not count toward section ratings, Horse of the Year Awards, Legion of Merit, National or Regional eligibility, etc. (Exception: Dressage, Barrels and Pole Bending classes).
3. Half-Arabian and Anglo-Arabian stallions registered with AHA or which have been issued an AHA Certificate of Registration issued by the Canadian Partbred Arabian Register are permitted to compete in AHA performance classes for Half-Arabian and Anglo-Arabian horses.
4. Half-Arabian and Anglo-Arabian stallions may compete in their corresponding Sport Horse In-Hand classes and may compete in Sport Horse performance classes for Half-Arabian and Anglo-Arabian horses. BOD 1/14/07 Effective 4/1/07
5. Classes in this section shall be conducted in accordance with the rules of the Arabian Division. (Exception: In Half Arabian and Anglo Arabian classes, long manes and tails are not required, but an unbraided mane and tail is mandatory, other than horses shown under Hunter, Show Hack, or Dressage appointments. A roached mane is not considered a shortened mane, but rather a shaved mane. See AR101.4).
6. A Half Arabian or Anglo Arabian entered in the split in-hand sections of stock-hunter or saddle-pleasure at a competition is not eligible to cross enter into classes of the other group at that competition. The two groups shall consist of: Group #1 the Stock-Hunter In-Hand division shall include the following classes: Western Pleasure, Working Western classes, Hunter Pleasure and Working Hunter classes. Group #2 the Saddle-Pleasure In-Hand division shall include the following classes: English Pleasure, Country English Pleasure, Park and all Driving classes.

AR247 Description.

1. Half-Arabians or Anglo-Arabians may be of any size. When Half-Arabians or Anglo-Arabians compete in other divisions, they must abide by the height rule governing the division or class entered.
2. The head should be attractive, with an eye that reflects a good disposition and character; withers well defined; coupled with a strong back that will easily carry and hold a saddle; shoulders and pasterns sloping and conducive to a free, light springy gait and long stride; feet, sound and strong, well conformed. True and straight forward action, winging and padding to be penalized. The tail carriage is preferably high.

AR248 Breeding/Gelding In-Hand Classes.

1. Classes to be conducted in accordance with Subchapters AR-1 and AR-2 except as stated otherwise in this Subchapter.

2. Classes will be judged on conformation, quality, substance and Arabian type, in that order. The Half-Arabian or Anglo-Arabian may show characteristics of any other breed. The foregoing first named three qualities shall take precedence in adjudication of in-hand classes over breed type.
3. Half-Arabian and Anglo-Arabian colts/stallions may compete in weanling and yearling Breeding/In-Hand classes for geldings. BOD 1/14/07 Effective 4/1/07
4. Half-Arabian and Anglo-Arabian Show Champions and Reserve Champions shall be at least two years old and are selected as outlined in GR335.5. Half-Arabian and Anglo-Arabian yearling geldings may compete for Champion gelding.
5. Half-Arabian and Anglo-Arabian in-hand classes may be divided at the discretion of competition management into Stock/Hunter or Saddle/Pleasure type. Once a horse has shown in Stock/Hunter type in-hand or Saddle/Pleasure type in-hand, that horse may not show in in-hand classes for the other type at that competition if the classes are divided as to type. Competition management is encouraged to offer separate Championship classes for each type, but the Championship classes may be combined at competition management's discretion.
 - a. Each of the conformation types have been developed with specific goals and standards in mind. In no case should any one type be considered by breeders or owners as a handy place to put less than ideal individuals of another conformation type. Conformation type is determined by the breeding and conformation characteristics, including way of moving displayed by the horse.
 - b. Stock type horses display the conformation qualities necessary for western events. Hunter type horses should display the conformation qualities necessary for all hunter seat events. Horses of this type carry their head and neck lower than the Saddle/Pleasure type horse. It is shown in a more relaxed fashion and stance. When in motion the horse has a forward frame. The Stock/Hunter type should be a horse of substance, exhibiting ground-covering motion without excessive elevation.
 - c. Saddle type horses display the conformation qualities necessary for Saddle Seat English type events. Pleasure type horses should display the conformation qualities necessary for any pleasure type event except western pleasure and hunter events. Horses of this type carry a high set-on neck of sufficient length and set onto the head in such a way as to allow the horse to set up in the bridle properly, and should exhibit a free flowing and animated trot. The Saddle/Pleasure type should be a refined horse that is more animated than a Stock/Hunter type.
 - d. Exhibitors are encouraged to show their horses in a manner and style consistent with the horse's type. Bridle or other suitable headstall consistent with the horse's type is acceptable (Throatlatch mandatory). Horses shown braided must be shown in Hunter, Show Hack, or Dressage appointments (See AR143.1, AR132.1, and DR121 respectively) or in a leather stable halter.
6. In Half-Arabian Get of Sire and Produce of Dam classes, entries shall be made in the name of the registered Arabian, Half-Arabian or Anglo-Arabian parent only.

AR249 Performance Classes.

Half-Arabians and Anglo-Arabians are to be shown in accordance with the same class specifications and under the same rules as in Subchapters AR-1, AR-3 – AR-28 except as stated otherwise in this Subchapter.

SUBCHAPTER AR-32 SPECIAL RATING REQUIREMENTS.

AR250 General.

See General Rules, Chapter GR13. (Exception: Competitions restricted to all Arabian geldings receive points).

AR251 Classes Not to Count.

1. The following classes do not count toward the minimum number of classes or prize money required for any rating in the Arabian or Half-Arabian Division:
 - a. classes in which Arabians and Half or Anglo Arabians compete together (Exception: Dressage classes).
 - b. Pro-Am classes.

- c. All in-hand halter classes will receive Federation Horse of the Year Award points, but will not count toward the division or section rating requirement.
- d. See GR1303 for all other conditions.

